

KALEIDO



Like a cascade of crystals that seems to fall from the sky.
Like the silent intimacy of a soft light.
Like the majesty of ice revealing itself enigmatically.

Like the energy of a project that dares to forge new paths without looking back.
Like the wisdom of a vision that honors tradition
while reinterpreting it for the future.

This is Kaleido,
the new Italamp collection that unites experience,
tradition, technology and design in a unique harmony.

Light cannot be grasped,
but it is a touch that ignites emotions and transforms spaces.
Every light is a universe unto itself.

In every Kaleido composition,
a world unfolds waiting to be discovered.

Let yourself be inspired.

Come una cascata di cristalli che sembra scendere dal cielo.
Come la complicità silenziosa di una luce soffusa.
Come la maestosità di un ghiaccio che si rivela in modo enigmatico.

Come l'energia di un progetto che osa tracciare nuovi percorsi senza voltarsi indietro.
Come l'intelligenza di una visione che onora la tradizione
reinterpretandola per il futuro.

Quesra è Kaleido,
la nuova collezione Italamp che unisce esperienza,
tradizione, tecnologia e design in un'armonia unica.

La luce non si può afferrare,
ma è un tocco che accende emozioni e trasforma ambienti.
Ogni luce è un universo a sé.

In ogni composizione di Kaleido
si apre un mondo tutto da scoprire.

Lasciati ispirare.



Exclusive high-end lighting, designed and made in Italy, since 1975.
Italamp develops and manufactures products entirely in Italy that stand out for their distinct personality and for the use of traditional techniques that guarantee the highest quality and uniqueness of each creation.

Azienda leader nel design dell'illuminazione
Made in Italy, dal 1975.
Italamp sviluppa e realizza interamente in Italia prodotti che si distinguono per la spiccata personalità e per l'utilizzo di tecniche della tradizione che garantiscono la massima qualità e l'unicità di ogni creazione.

Light
as an attitude.

Our products are cared for in every detail,
the refraction of light is a key aspect in creating
an elegant atmosphere that can give off a timeless
appeal.



I nostri prodotti vengono curati in ogni dettaglio,
la rifrazione della luce è un aspetto fondamentale
per creare un'atmosfera elegante, in grado di
sprigionare un fascino sempre attuale.






Where the
art of
glass
meets
design.



Our products are embellished with unique glass and crystal.

The craftsmanship always considers the result to be achieved: the transparency, the brilliance, the grace of a product that has crossed ages and histories, sought after for its beauty and its nobility of living as a natural material.

I nostri prodotti sono impreziositi da vetri e cristalli unici. La lavorazione artigianale tiene sempre conto del risultato a cui si deve arrivare: la trasparenza, la brillantezza, la grazia di un prodotto che ha attraversato epoche e storie, ricercato per la sua bellezza e per la sua nobiltà di materia viva e naturale.



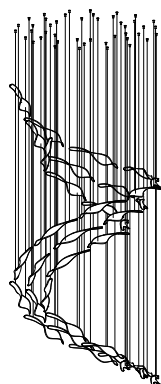
GENERAL INFO

Kaleido redefines the concept of bespoke lighting, offering an innovative system that combines technology and design to fit perfectly into any environment. You can choose between different types of spotlights, finishes and ceiling fixtures, creating customized lighting configurations that combine aesthetics and functionality. Our flexible approach transforms lighting into an advanced design experience, able to enhance any space with precision and style. With Kaleido, light becomes a distinctive element of your design.

Kaleido ridefinisce il concetto di luce su misura, offrendo un sistema innovativo che unisce tecnologia e design per adattarsi perfettamente a qualsiasi ambiente. Puoi scegliere tra diverse tipologie di faretti, finiture e attacchi a soffitto, creando configurazioni luminose su misura che coniugano estetica e funzionalità. Il nostro approccio flessibile trasforma l'illuminazione in un'esperienza progettuale evoluta, capace di esaltare ogni spazio con precisione e stile. Con Kaleido, la luce diventa un elemento distintivo del tuo design.

Fixing options

Opzioni di fissaggio

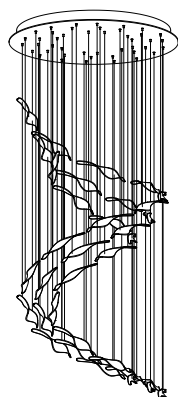


Fixing on false ceiling

Fissaggio su controsoffitto

Ceiling mounting allows for a visually lighter design, as the leaves are suspended directly from the ceiling. This installation requires a power point for each fixture and access to a nearby driver housing area. This mounting option is compatible with any lighting system.

Il fissaggio su controsoffitto consente di ottenere un design visivamente più leggero, in quanto le foglie vengono sospese direttamente dal soffitto. Questa installazione necessita di un punto di alimentazione per ogni fissaggio e l'accesso nelle vicinanze a un'area per l'alloggiamento del driver. Questa opzione di fissaggio è compatibile con qualsiasi sistema di illuminazione.

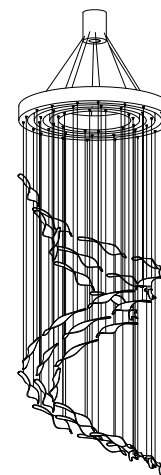


Fixing on ceiling plate

Fissaggio con piastra a soffitto

Kaleido becomes a strong visual impact element when installed on a plate. The housing of the plate is intended for concrete ceilings and if it is not possible to insert a remote driver. This mounting option is compatible with any lighting system. The colour of the frame can be customized to match the ceiling.

Kaleido diventa un elemento di forte impatto visivo quando viene installato su una piastra. L'alloggiamento della piastra viene prevista per soffitti in cemento e qualora non fosse possibile inserire un driver remoto. Questa opzione di fissaggio è compatibile con qualsiasi sistema di illuminazione. Il colore del telaio può essere personalizzato per armonizzarsi con il soffitto.

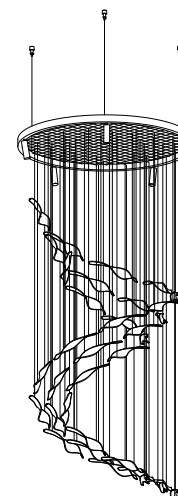


Fixing on rings

Fissaggio su anelli

The integration of rails in the project emphasizes the verticality of the installation. This system allows you to reduce the number of ceiling mounting points making it ideal for skylights or decorative ceilings. This mounting option is compatible with any lighting system.

L'integrazione di rotaie nel progetto enfatizza la verticalità dell'installazione. Questo sistema consente di ridurre il numero di punti di fissaggio a soffitto rendendolo ideale per installazioni su lucernari o soffitti decorativi. Questa opzione di fissaggio è compatibile con qualsiasi sistema di illuminazione.



Fixing on grid

Fissaggio su griglia

Grid fixing is an elegant and versatile solution for our compositions. Made of stainless steel tubes with a diameter of 6mm, the grid can be painted to suit different aesthetic needs. This system allows the integration of directional projectors offering targeted lighting.

Il fissaggio a griglia rappresenta una soluzione elegante e versatile per le nostre composizioni. Realizzata in tubi di acciaio inox dal diametro di 6mm, la griglia può essere verniciata per adattarsi a diverse esigenze estetiche. Questo sistema consente l'integrazione di proiettori direzionali offrendo un'illuminazione mirata.

Types of lighting

Tipologie di illuminazione

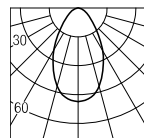


Spotled



2W

Ø38mm · h 30mm
 Ø1,5" · h 1,2"
 3000K · CRI 85
 133lm · Beam 60°

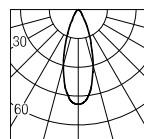


30 mm
IP65



6W

Ø50mm · h 40mm
 Ø2" · h 1,6"
 3000K · CRI 98
 600lm · Beam 36°

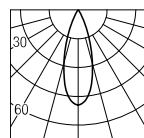


45 mm
IP44



7W

Ø60mm · h 54mm
 Ø2,4" · h 2,1"
 3000K · CRI 93
 650lm · Beam 36°

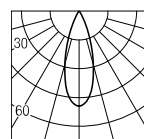


55 mm
IP44



8W - DTW

Ø75mm · h 72mm
 Ø3" · h 2,8"
 1800K up to 3000K · CRI 95
 161lm up to 600lm · Beam 36°

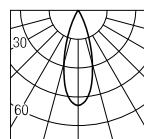


65 mm
IP44



10W

Ø60mm · h 54mm
 Ø2,4" · h 2,1"
 3000K · CRI >93
 930lm · Beam 36°

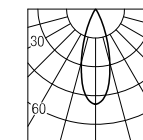


55 mm
IP44



7W - adjustable

Ø65mm · h 60mm
 Ø2,6" · h 2,4"
 3000K · CRI >93
 650lm · Beam 36°
 +/- 20° · 360°



60 mm
IP44



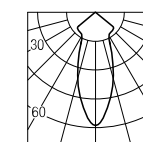
Trimless spotted

to be grouted. *da stuccare.*

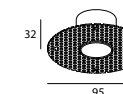


3W

Ø30mm · h 77mm
 Ø1,2" · h 3"
 3000K · CRI 85
 279lm · Beam 40°

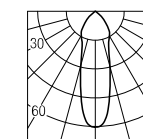


40 mm
IP44

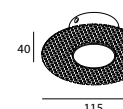


10W

Ø45mm · h 103mm
 Ø1,8" · h 4"
 3000K · CRI 85
 1000lm · Beam 36°

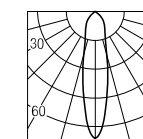


60 mm
IP44

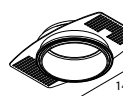


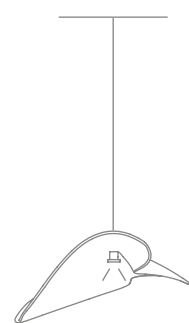
20W

Ø74mm · h 136mm
 Ø2,9" · h 5,4"
 3000K · CRI 85
 1830lm · Beam 24°



90 mm
IP44





Microled on leaf

Microled su foglia

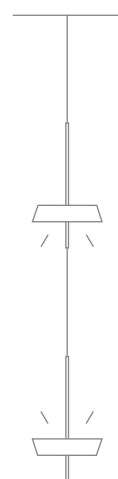
0,28W

3000K · 42lm

Single or multiple in a wire.
Available only for Dalia, Ori, Sella, Reva (gold&titanium).
Singolo o multiplo in un filo.
Disponibile solo per Dalia, Ori, Sella, Reva (oro e titanio).



C



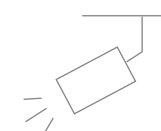
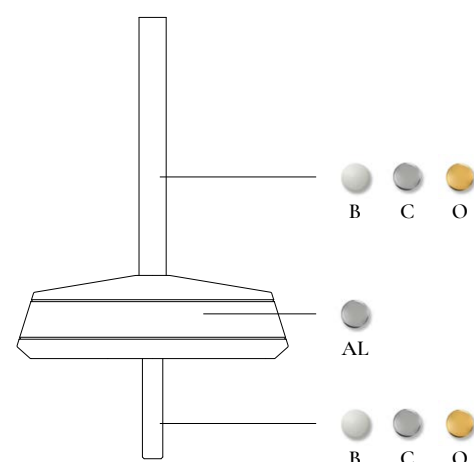
Kaleidospot

Kaleidospot

6W

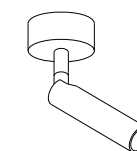
3000K · CRI>80
1000lm

Single or multiple in a wire.
Available with up or down lighting.
Singolo o multiplo in un filo.
Disponibile con illuminazione verso l'alto o verso il basso.



Adjustable projector

Proiettore regolabile

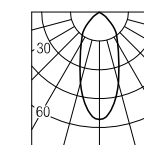


10W

Ø40mm · h 158mm
Ø1,6" · h 6,2"
3000K · CRI 85
1000lm · Beam 46°
+/-90° · 358°



B N



IP20


Types of fixture

Tipi di fissaggio

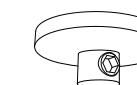


AT01

Available for all the leaves.
Disponibile per tutte le foglie.




B C O



AT03

Available for Dalia.
Disponibile per Dalia.




B C O



AT02

Available for leaves with the led inside (Ori, Reva, Sella) and for Kaleidospot.
Disponibile per foglie con led interno (Ori, Reva, Sella) e per Kaleidospot.




B C O



AT04

Available for sloped ceilings and remarkable weight clusters.
Disponibile per soffitti inclinati e pesanti portate.



B C O

KALEIDO ELEMENTS



Alyssa

pg. 22



Bloomé

pg. 30



Dalia

pg. 48



Flora

pg. 56



Lila

pg. 66



Lisia

pg. 74



Marina

pg. 82



Neda

pg. 90



Ori

pg. 100



Pluma

pg. 108



Reva

pg. 116



Sella

pg. 124



Kaleido

pg. 132



Alyssa

Alyssa draws inspiration from the ever-changing language of nature.
As she dances in the air, she envelops her form
in a timeless harmony.

Alyssa si ispira al linguaggio mutevole della natura.
Danzando nell'aria, avvolge la sua forma
in un'armonia senza tempo.



Finishes

Finiture



Clear
Trasparente



Etched
Acidato



Smoked
Fumè



Teak
Teak



Dove
Tortora



Amber
Ambra



Topaz
Topazio



Bluino
Bluino



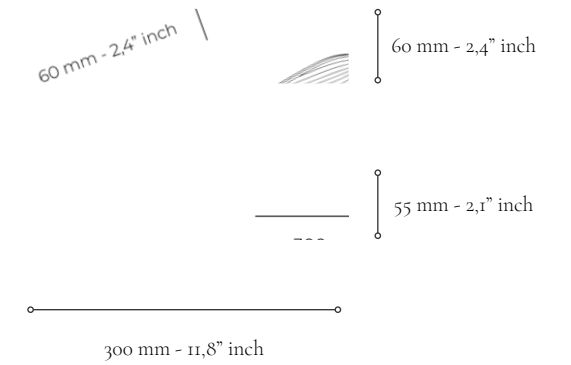
Sage
Salvia



Salmon
Salmone

Details

Dettagli



Weight / peso:
0,3 Kg - 0,7 lbs


Material / materiale:
glass / vetro

Technical sheets pg.142

Dimming upon request

The compositions are suggestions to stimulate the imagination and creativity of the viewer, a concrete tool in the service of design. Please be advised that the color of the glass varies slightly from what is shown in the pictures. All products in the ITALAMP collections are carefully created using craft techniques, all glass components are handmade and for this reason the single element shape might vary slightly. These variations are not imperfections but characteristic peculiarities of the production process.

Le composizioni sono suggestioni per stimolare la fantasia e la creatività del cliente, uno strumento concreto al servizio del design. Si prega di notare che il colore del vetro varia leggermente da quello mostrato nelle immagini. Tutti i prodotti delle collezioni ITALAMP sono realizzati con cura utilizzando tecniche artigianali, tutti i componenti in vetro sono realizzati a mano e per questo motivo la forma del singolo elemento potrebbe variare leggermente. Queste variazioni non sono imperfezioni ma caratteristiche peculiarità del processo produttivo.



T754/G

W 240 cm · D 70 cm · h' 46 cm
W 95" · D 28" · h' 19"
8 spotted 10W · 3000K · CRI 85





T754

Ø 240 cm · h' 298 cm
Ø 95" · h' 118"
15 spotled 10W · 3000K · CRI 85





T754/D

W 142 cm · D 121 cm · h' 68 cm
W 56" · D 48" · h' 27"
5 spotted 10W · 3000K · CRI 85



Bloomé

Bloomé is a flower suspended between dream and reality.
The purity of the crystal and the grace of the lines
celebrate the delicacy of nature.

Bloomé è un fiore sospeso tra sogno e realtà.
La purezza del cristallo e la grazia delle linee
celebrano la delicatezza della natura.



Crystals

Cristalli



Clear
Trasparente



Clear
Trasparente



Clear + Etched
Trasparente + Acidato



Prism
Prisma

Metals

Metalli



Gold Nickel
Oro Nickel



Light Gold
Oro Chiaro

Details

Dettagli

Materials / materiali:
crystal and metal / cristallo e metallo

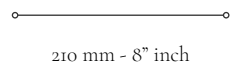
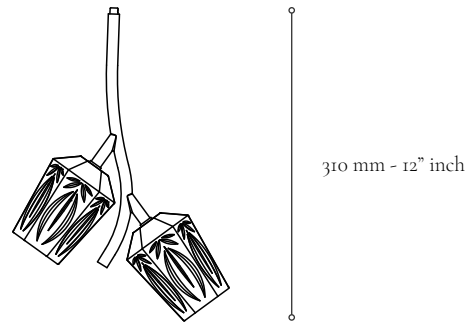
Technical sheets pg. 146

Dimming upon request

The compositions are suggestions to stimulate the imagination and creativity of the viewer, a concrete tool in the service of design. Please be advised that the color of the glass varies slightly from what is shown in the pictures. All products in the ITALAMP collections are carefully created using craft techniques, all glass components are handmade and for this reason the single element shape might vary slightly. These variations are not imperfections but characteristic peculiarities of the production process.

Le composizioni sono suggestioni per stimolare la fantasia e la creatività del cliente, uno strumento concreto al servizio del design. Si prega di notare che il colore del vetro varia leggermente da quello mostrato nelle immagini. Tutti i prodotti delle collezioni ITALAMP sono realizzati con cura utilizzando tecniche artigianali, tutti i componenti in vetro sono realizzati a mano e per questo motivo la forma del singolo elemento potrebbe variare leggermente. Queste variazioni non sono imperfezioni ma caratteristiche peculiarità del processo produttivo.

Element A



Weight / peso:
0,9 Kg - 20 lbs

Microled 0,5W . 3500K . 60lm

Available for IP45
Disponibile in IP45

Finishes

Finiture



**Clear Crystal
Light Gold**
Cristallo Trasparente
Oro chiaro



**Clear and Etched
Crystal + Light Gold**
Cristallo Trasparente e
Acidato + Oro chiaro



**Prism Crystal
Light Gold**
Cristallo Prisma
Oro chiaro



**Clear Crystal
Nickel Gold**
Cristallo Trasparente
Oro Nickel

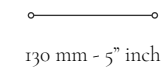
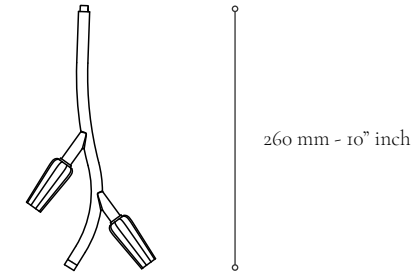


**Clear and Etched
Crystal + Nickel Gold**
Cristallo Trasparente e
Acidato + Oro Nickel



**Prism Crystal
Nickel Gold**
Cristallo Prisma
Oro Nickel

Element B



Weight / peso:
0,3 Kg - 6,6 lbs

Microled 1W . 3500K . 120lm

Available for IP45
Disponibile in IP45

Finishes

Finiture



**Clear Crystal
Light Gold**
Cristallo Trasparente
Oro chiaro



**Clear Crystal
Nickel Gold**
Cristallo Trasparente
Oro Nickel





T780

W 40 cm · D 40 cm · h' 53 cm
W 16" · D 16" · h' 21"
microled 3W · 3500K



T780/A

W 97 cm · D 62 cm · h' 65 cm
W 39" · D 25" · h' 26"
microled 21W · 3500K
4 spotled 7W · 3000K · CRI>93





T780/E

W 198 cm · D 21 cm · h' 88 cm
W 78" · D 9" · h' 35"
microled 17W · 3500K
4 spotted 7W · 3000K · CRI>93



Nature's
poetry



T780/I

Ø 130 cm · h' 215 cm
Ø 52" · h' 85"
microled 29W · 3500K
9 spotted 7W · 3000K · CRI>93

T780/L

W 129 cm · D 22 cm · h' 37 cm
W 51" · D 9" · h' 15"
microled 9,5W · 3500K
4 spotled 7W · 3000K · CRI>93






Dalia

Dalia draws inspiration from the shape of a seashell bringing with it the wonder of the sea. Suspended, it floats lightly in its dance transforming the surrounding space into a realm of magic.

Dalia si ispira alla forma di una conchiglia, portando con se la meraviglia del mare. Sospesa, fluttua leggera, trasformando lo spazio in magia.



Finishes

Finiture



Clear
Trasparente



Etched
Acidato



Smoked
Fumè



Teak
Teak



Dove
Tortora



Amber
Ambra



Topaz
Topazio



Bluino
Bluino




Sage
Salvia



Salmon
Salmone

Details

Dettagli



215 mm - 8,5" inch



180 mm - 7" inch

280 mm - 11" inch

Weight / peso:
0,85 Kg - 1,9 lbs

Material / materiale:
glass / vetro

**Available with integrated led
Dimming upon request**

Technical sheets pg.152

The compositions are suggestions to stimulate the imagination and creativity of the viewer, a concrete tool in the service of design. Please be advised that the color of the glass varies slightly from what is shown in the pictures. All products in the ITALAMP collections are carefully created using craft techniques, all glass components are handmade and for this reason the single element shape might vary slightly. These variations are not imperfections but characteristic peculiarities of the production process.

Le composizioni sono suggestioni per stimolare la fantasia e la creatività del cliente, uno strumento concreto al servizio del design. Si prega di notare che il colore del vetro varia leggermente da quello mostrato nelle immagini. Tutti i prodotti delle collezioni ITALAMP sono realizzati con cura utilizzando tecniche artigianali, tutti i componenti in vetro sono realizzati a mano e per questo motivo la forma del singolo elemento potrebbe variare leggermente. Queste variazioni non sono imperfezioni ma caratteristiche peculiarità del processo produttivo.



T756/J

W 308 cm · D 194 cm · h' 129 cm
W 122" · D 77" · h' 51"
8 spotted 10W · 3000K · CRI 85
67 microled 0,28W · 3000K

T756/E

W 100 cm · D 83 cm · h' 88 cm
W 84" · D 33" · h' 35"
2 spotled 10W · 3000K · CRI 85



T756/A

W 280 cm · D 220 cm · h' 327 cm
W 111" · D 87" · h' 129"
12 spotled 10W · 3000K · CRI 85
44 microled 0,28W · 3000K



Flora

Flora embodies the beauty and vitality of nature itself.
Its sinuous form allows to create stunning compositions that dance gracefully
in the air like a visual poetry.

Flora incarna la bellezza e la vitalità della natura stessa.
La sua forma sinuosa permette di creare composizioni stupefacenti
che danzano nell'aria come una poesia visiva.



Finishes

Finiture



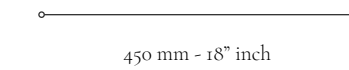

Clear
Trasparente



Clear + Gold powder
Trasparente + Oro

Details

Dettagli



Weight / peso:
0,95 Kg - 2 lbs

Material / materiale:
glass / vetro

Technical sheets pg. 156

The compositions are suggestions to stimulate the imagination and creativity of the viewer, a concrete tool in the service of design. Please be advised that the color of the glass varies slightly from what is shown in the pictures. All products in the ITALAMP collections are carefully created using craft techniques, all glass components are handmade and for this reason the single element shape might vary slightly. These variations are not imperfections but characteristic peculiarities of the production process.

Le composizioni sono suggestioni per stimolare la fantasia e la creatività del cliente, uno strumento concreto al servizio del design. Si prega di notare che il colore del vetro varia leggermente da quello mostrato nelle immagini. Tutti i prodotti delle collezioni ITALAMP sono realizzati con cura utilizzando tecniche artigianali, tutti i componenti in vetro sono realizzati a mano e per questo motivo la forma del singolo elemento potrebbe variare leggermente. Queste variazioni non sono imperfezioni ma caratteristiche peculiarità del processo produttivo.

T760/EE

W 292 cm · D 265 cm · h' 97 cm
W 115" · D 105" · h' 39"
11 spotled 10W · 3000K · CRI 85



T760/G

W 240 cm · D 120 cm · h' 60 cm
W 95" · D 48" · h' 24"
8 spotted 10W · 3000K · CRI 85

Poetry
in the air.








T760

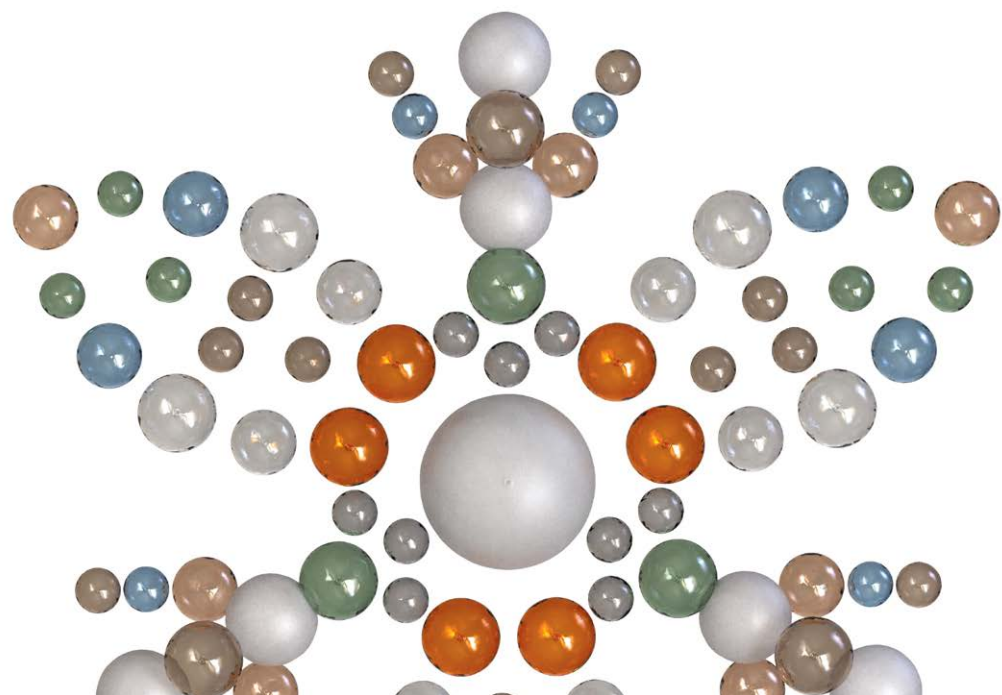
W 236 cm · D 219 cm · h' 258 cm
W 93" · D 87" · h' 102"
10 spotted 10W · 3000K · CRI 85



Lila

Suspended in the air,
it create compositions of light that dance delicately around it,
carrying with it a sense of wonder.

Sospesa nell'aria,
crea composizioni di luce che danzano delicatamente intorno a se stessa,
portando un'atmosfera leggera.



Finishes

Finiture



Clear
Trasparente



Etched
Acidato



Smoked
Fumè



Teak
Teak



Dove
Tortora



Amber
Ambra



Topaz
Topazio



Bluino
Bluino



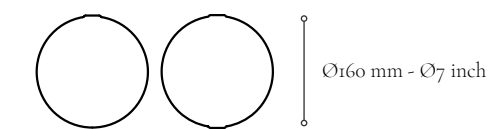
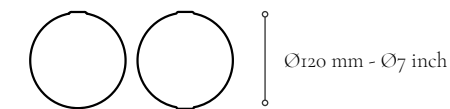
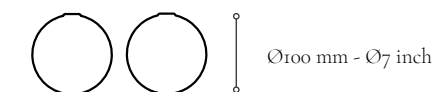
Sage
Salvia



Salmon
Salmone

Details

Dettagli



Weight / peso:
0,85 Kg - 1,9 lbs

Material / materiale:
glass / vetro

Technical sheets pg.162

The compositions are suggestions to stimulate the imagination and creativity of the viewer, a concrete tool in the service of design. Please be advised that the color of the glass varies slightly from what is shown in the pictures. All products in the ITALAMP collections are carefully created using craft techniques, all glass components are handmade and for this reason the single element shape might vary slightly. These variations are not imperfections but characteristic peculiarities of the production process.

Le composizioni sono suggestioni per stimolare la fantasia e la creatività del cliente, uno strumento concreto al servizio del design. Si prega di notare che il colore del vetro varia leggermente da quello mostrato nelle immagini. Tutti i prodotti delle collezioni ITALAMP sono realizzati con cura utilizzando tecniche artigianali, tutti i componenti in vetro sono realizzati a mano e per questo motivo la forma del singolo elemento potrebbe variare leggermente. Queste variazioni non sono imperfezioni ma caratteristiche peculiarità del processo produttivo.



T776/F

W 347 cm · D 68 cm · h' 72 cm
W 137" · D 27" · h' 29"
10 spotted 7W · 3000K · CRI>93



T776/D

Ø 170 cm · h' 40 cm
Ø 67" · h' 16"
15 spotled 2W · 3000K · CRI 85



Step into a
magical
world of light.

T776/J

Ø 140 cm · h' 398 cm
Ø 56" · h' 157"
10 kaleidospot 6W · 3000K · CRI>80



Lisia

A tribute to the beauty of nature, Lisia dance in harmony creating poetic composition that evokes beauty.

Un tributo alla bellezza della natura, Lisia danza in armonia creando composizioni poetiche che evocano splendore.



Finishes

Finiture



Clear
Trasparente



Etched
Acidato



Smoked
Fumè



Teak
Teak



Dove
Tortora



Amber
Ambra



Topaz
Topazio



Bluino
Bluino




Sage
Salvia



Salmon
Salmone

Details

Dettagli



230 mm - 9" inch



100 mm - 3,9" inch



250 mm - 9,8" inch

Weight / peso:
0,9 Kg - 2 lbs

Material / materiale:
glass / vetro

Technical sheets pg.166

The compositions are suggestions to stimulate the imagination and creativity of the viewer, a concrete tool in the service of design. Please be advised that the color of the glass varies slightly from what is shown in the pictures. All products in the ITALAMP collections are carefully created using craft techniques, all glass components are handmade and for this reason the single element shape might vary slightly. These variations are not imperfections but characteristic peculiarities of the production process.

Le composizioni sono suggestioni per stimolare la fantasia e la creatività del cliente, uno strumento concreto al servizio del design. Si prega di notare che il colore del vetro varia leggermente da quello mostrato nelle immagini. Tutti i prodotti delle collezioni ITALAMP sono realizzati con cura utilizzando tecniche artigianali, tutti i componenti in vetro sono realizzati a mano e per questo motivo la forma del singolo elemento potrebbe variare leggermente. Queste variazioni non sono imperfezioni ma caratteristiche peculiarità del processo produttivo.



T752/E

W 180 cm · D 80 cm · h' 85 cm
W 71" · D 32" · h' 34"
4 spotted 10W · 3000K · CRI 85






T752

W 303 cm · D 307 cm · h' 202 cm
W 120" · D 121" · h' 80"
14 spotled 20W · 3000K · CRI 85





T752/I

Ø 158 cm · h' 800 cm
Ø 63" · h' 315"
5 spotled 10W · 3000K · CRI 85
20 kaleidospot 6W · 3000K · CRI>80





Marina

Marina creates compositions that evoke the grandeur of nature, imparting a touch of magic and wonder to the environment.

Marina crea composizioni che evocano la maestosità della natura, donando all'ambiente un tocco di magia e meraviglia.



Finishes

Finiture



Clear
Trasparente



Etched
Acidato



Smoked
Fumè



Teak
Teak



Dove
Tortora



Amber
Ambra



Topaz
Topazio



Bluino
Bluino



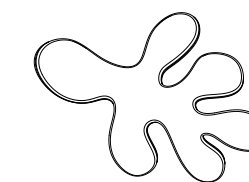
Sage
Salvia



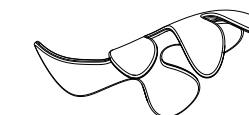
Salmon
Salmone

Details

Dettagli



180 mm - 7" inch



130 mm - 5,1" inch



300 mm - 11,8" inch

Weight / peso:
0,75 Kg - 1,7 lbs

Material / materiale:
glass / vetro

Technical sheets pg.170

The compositions are suggestions to stimulate the imagination and creativity of the viewer, a concrete tool in the service of design. Please be advised that the color of the glass varies slightly from what is shown in the pictures. All products in the ITALAMP collections are carefully created using craft techniques, all glass components are handmade and for this reason the single element shape might vary slightly. These variations are not imperfections but characteristic peculiarities of the production process.

Le composizioni sono suggestioni per stimolare la fantasia e la creatività del cliente, uno strumento concreto al servizio del design. Si prega di notare che il colore del vetro varia leggermente da quello mostrato nelle immagini. Tutti i prodotti delle collezioni ITALAMP sono realizzati con cura utilizzando tecniche artigianali, tutti i componenti in vetro sono realizzati a mano e per questo motivo la forma del singolo elemento potrebbe variare leggermente. Queste variazioni non sono imperfezioni ma caratteristiche peculiarità del processo produttivo.



T762/H

W 200 cm · D 54 cm · h' 84 cm
W 79" · D 22" · h' 34"
4 spotted 10W · 3000K · CRI 85

Glass
and
light
merge into
suspended
enchantment.

T762/K

Ø 106 cm · h' 262 cm
Ø 42" · h' 104"
10 kaleidospot 5W · 3000K · CRI>80



T762/F

W 188 cm · D 176 cm · h' 83 cm
W 75" · D 70" · h' 33"
8 spotled 10W · 3000K · CRI 85





Neda

Neda draws inspiration from the ever-changing language of nature. As she dances in the air, she envelops her form in a timeless harmony.

Neda si ispira al linguaggio mutevole della natura. Danzando nell'aria avvolge la sua forma in un'armonia senza tempo.



Finishes

Finiture



Clear
Trasparente



Etched
Acidato



Smoked
Fumè



Teak
Teak



Dove
Tortora



Amber
Ambra



Topaz
Topazio



Bluino
Bluino



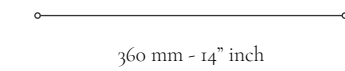
Sage
Salvia



Salmon
Salmone

Details

Dettagli




Weight / peso:
0,35 Kg - 0,8 lbs

Material / materiale:
glass / vetro

Technical sheets pg.174

The compositions are suggestions to stimulate the imagination and creativity of the viewer, a concrete tool in the service of design. Please be advised that the color of the glass varies slightly from what is shown in the pictures. All products in the ITALAMP collections are carefully created using craft techniques, all glass components are handmade and for this reason the single element shape might vary slightly. These variations are not imperfections but characteristic peculiarities of the production process.

Le composizioni sono suggestioni per stimolare la fantasia e la creatività del cliente, uno strumento concreto al servizio del design. Si prega di notare che il colore del vetro varia leggermente da quello mostrato nelle immagini. Tutti i prodotti delle collezioni ITALAMP sono realizzati con cura utilizzando tecniche artigianali, tutti i componenti in vetro sono realizzati a mano e per questo motivo la forma del singolo elemento potrebbe variare leggermente. Queste variazioni non sono imperfezioni ma caratteristiche peculiarità del processo produttivo.



T764/E

W 180 cm · D 72 cm · h' 68 cm
W 71" · D 29" · h' 27"
5 spotted 10W · 3000K · CRI 85

Every
glimpse
weaves a tale
of wonder.

T764/C

Ø 253 cm · h' 62 cm
Ø 100" · h' 25"
11 spotted 10W · 3000K · CRI 85








T764/I

Ø 134 cm · h' 590 cm
Ø 53" · h' 233"
27 spotled 10W · 3000K · CRI 85





Ori

Ori, the porcelain leaf, embodies the artistry of Origami. When installed they create a symphony of form and function, a testament to the elegance of nature.

Ori è una foglia realizzata in porcellana e incarna l'arte dell'origami. Insieme creano una sinfonia di forma e funzione, un tributo all'eleganza della natura.



Finishes

Finiture



White
Bianco



White + Gold
Bianco + Oro



White + Titanium
Bianco + Titanio



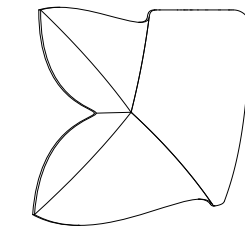
White + Gold leaf
Bianco + Foglia oro




White + Silver leaf
Bianco + Foglia argento

Details

Dettagli



210 mm - 8,3" inch



110 mm - 4,3 inch



190 mm - 7,5" inch

Weight / peso:
0,35 Kg - 0,8 lbs


Material / materiale:
ceramic / ceramica

Available with integrated led
Dimming upon request

Technical sheets pg.178

The compositions are suggestions to stimulate the imagination and creativity of the viewer, a concrete tool in the service of design. Please be advised that the color of the glass varies slightly from what is shown in the pictures. All products in the ITALAMP collections are carefully created using craft techniques, all glass components are handmade and for this reason the single element shape might vary slightly. These variations are not imperfections but characteristic peculiarities of the production process.

Le composizioni sono suggestioni per stimolare la fantasia e la creatività del cliente, uno strumento concreto al servizio del design. Si prega di notare che il colore del vetro varia leggermente da quello mostrato nelle immagini. Tutti i prodotti delle collezioni ITALAMP sono realizzati con cura utilizzando tecniche artigianali, tutti i componenti in vetro sono realizzati a mano e per questo motivo la forma del singolo elemento potrebbe variare leggermente. Queste variazioni non sono imperfezioni ma caratteristiche peculiarità del processo produttivo.



T766/J

W 350 cm · D 125 cm · h' 140 cm
W 138" · D 50" · h' 56"
10 spotted 10W · 3000K · CRI 85
40 microled 0,28W · 3000K

T766/F

W 180 cm · D 160 cm · H 100 cm
W 71" · D 63" · H 40"
6 spotted 10W · 3000K · CRI 85
30 microled 0,28W · 3000K



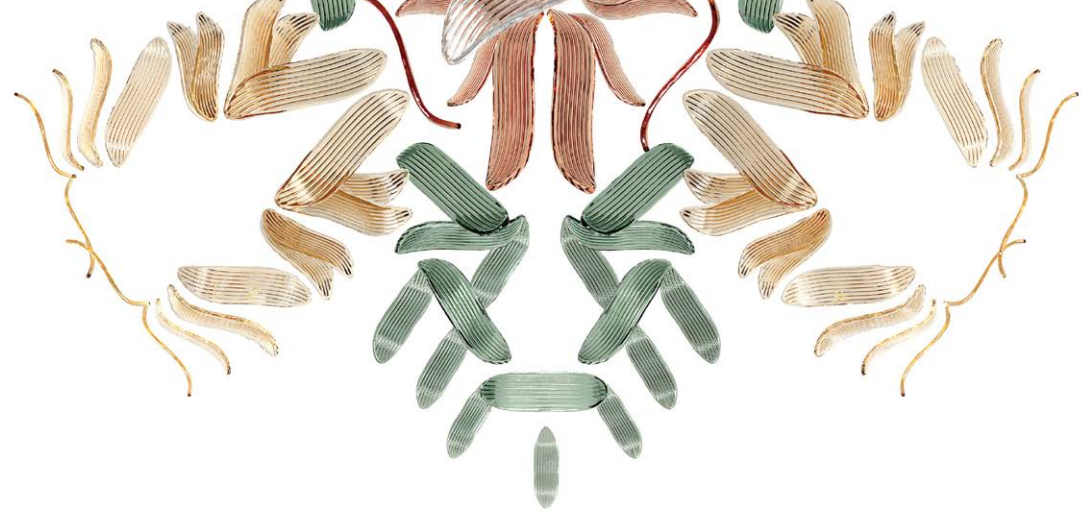


Luminous white
porcelain

creates a precious
geometric beauty.

T766/L

Ø 82 cm · h' 274 cm
Ø 33" · h' 108"
8 kaleidospot 6W · 3000K · CRI>80



Pluma

Suspended in the air, Pluma float with elegance creating a delicate harmony.

Sospesa nell'aria, Pluma fluttua con eleganza creando un'armonia leggera.



Finishes

Finiture



Clear
Trasparente



Etched
Acidato



Smoked
Fumè



Teak
Teak



Dove
Tortora



Amber
Ambra



Topaz
Topazio



Bluino
Bluino



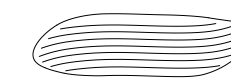
Sage
Salvia



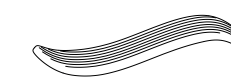
Salmon
Salmone

Details

Dettagli



60 mm - 2,4" inch



60 mm - 2,4" inch



170 mm - 6,7" inch

Weight / peso:
0,2 Kg - 0,4 lbs

Material / materiale:
glass / vetro

Technical sheets pg.182

The compositions are suggestions to stimulate the imagination and creativity of the viewer, a concrete tool in the service of design. Please be advised that the color of the glass varies slightly from what is shown in the pictures. All products in the ITALAMP collections are carefully created using craft techniques, all glass components are handmade and for this reason the single element shape might vary slightly. These variations are not imperfections but characteristic peculiarities of the production process.

Le composizioni sono suggestioni per stimolare la fantasia e la creatività del cliente, uno strumento concreto al servizio del design. Si prega di notare che il colore del vetro varia leggermente da quello mostrato nelle immagini. Tutti i prodotti delle collezioni ITALAMP sono realizzati con cura utilizzando tecniche artigianali, tutti i componenti in vetro sono realizzati a mano e per questo motivo la forma del singolo elemento potrebbe variare leggermente. Queste variazioni non sono imperfezioni ma caratteristiche peculiarità del processo produttivo.

T750/E

W 250 cm · D 70 cm · h' 70 cm
W 99" · D 28" · h' 28"
10 spotted 7W · 3000K · CRI>93




T750/I

Ø 86 cm · h' 363 cm
Ø 34" · h' 143"
10 kaleidospot 6W · 3000K · CRI>80

Pluma enchants with
grace
weaving a delicate

harmony





T750

W 320 cm · D 290 cm · h' 175 cm
W 126" · D 115" · h' 69"
18 spotted 10W · 3000K · CRI 85



Reva

Reva brings the magic and beauty of the ocean.
When installed together, they create a cascade of light that evokes
ocean drops suspended in the air, reflecting uniquely.

Reva porta con sè la magia dell'oceano.
Installati insieme creano una cascata di luce che evoca
gocce sospese nell'aria, riflettendo in modo unico.



Finishes

Finiture



Gold Metal Coating
Oro



Titanium Metal Coating
Titanio



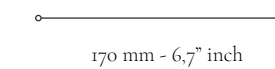
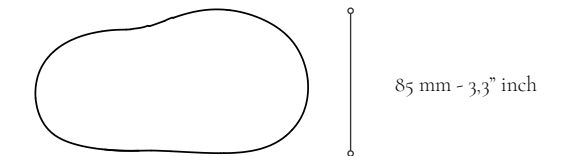
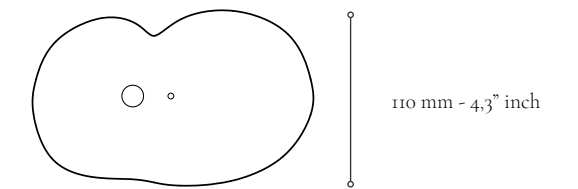
Clear
Trasparente



Smoked
Fumè

Details

Dettagli



Weight / peso:
0,1 Kg - 0,2 lbs

Material / materiale:
glass / vetro

Available with integrated led (Gold and
titanium only)

Dimming upon request

Technical sheets pg.186

The compositions are suggestions to stimulate the imagination and
creativity of the viewer, a concrete tool in the service of design. Please
be advised that the color of the glass varies slightly from what is shown
in the pictures. All products in the ITALAMP collections are carefully
created using craft techniques, all glass components are handmade
and for this reason the single element shape might vary slightly. These
variations are not imperfections but characteristic peculiarities of the
production process.

Le composizioni sono suggestioni per stimolare la fantasia e la
creatività del cliente, uno strumento concreto al servizio del design.
Si prega di notare che il colore del vetro varia leggermente da quello
mostrato nelle immagini. Tutti i prodotti delle collezioni ITALAMP
sono realizzati con cura utilizzando tecniche artigianali, tutti i
componenti in vetro sono realizzati a mano e per questo motivo la
forma del singolo elemento potrebbe variare leggermente. Queste
variazioni non sono imperfezioni ma caratteristiche peculiarità del
processo produttivo.




T774

W 270 cm · D 80 cm · h' 44 cm
W 107" · D 32" · h' 18"
8 spotted 7W · 3000K · CRI>93

T774/E

Ø 160 cm · h' 80 cm
Ø 63" · h' 32"
6 spotted 10W · 3000K · CRI 85





Ø 160 cm · h' 470 cm
Ø 63" · h' 470"
12 spotled 10W · 3000K · CRI 85





Sella

Sella brings an aura of elegance and movement. This composition creates lightness and dynamism, enriching the environment with light and fluid signs. The light reflects to the glass creating a kaleidoscope of shapes and reflections.

Sella porta con se un'aura di eleganza e movimento. La composizione crea leggerezza e dinamicità, arricchendo l'ambiente con segni leggeri e fluidi. La luce riflette sul vetro creando un caleidoscopio di forme e riflessi.



Finishes

Finiture



Clear
Trasparente



Etched
Acidato



Smoked
Fumè



Teak
Teak



Dove
Tortora



Amber
Ambra



Topaz
Topazio



Bluino
Bluino



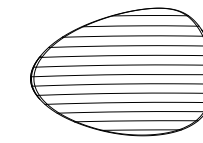
Sage
Salvia



Salmon
Salmone

Details

Dettagli



100 mm - 3,9" inch



70 mm - 2,7" inch



150 mm - 5,9" inch

Weight / peso:
0,3 Kg - 0,7 lbs

Material / materiale:
glass / vetro

Available with integrated led
Dimming upon request

Technical sheets pg.190

The compositions are suggestions to stimulate the imagination and creativity of the viewer, a concrete tool in the service of design. Please be advised that the color of the glass varies slightly from what is shown in the pictures. All products in the ITALAMP collections are carefully created using craft techniques, all glass components are handmade and for this reason the single element shape might vary slightly. These variations are not imperfections but characteristic peculiarities of the production process.

Le composizioni sono suggestioni per stimolare la fantasia e la creatività del cliente, uno strumento concreto al servizio del design. Si prega di notare che il colore del vetro varia leggermente da quello mostrato nelle immagini. Tutti i prodotti delle collezioni ITALAMP sono realizzati con cura utilizzando tecniche artigianali, tutti i componenti in vetro sono realizzati a mano e per questo motivo la forma del singolo elemento potrebbe variare leggermente. Queste variazioni non sono imperfezioni ma caratteristiche peculiarità del processo produttivo.



T770/J

Ø 100 cm · H' 240 cm
Ø 40" · H' 95"
4 kaleidospot 6W · 3000K · CRI>80

T770/K

Ø 100 cm · h' 356 cm
Ø 40" · h' 141"
6 kaleidospot 6W · 3000K · CRI>80



T770/F

W 200 cm · D 80 cm · h' 60 cm
W 79" · D 32" · h' 24"
6 spotted 10W · 3000K · CRI 85



T770/D

Ø 120 cm · h' 80 cm

Ø 48" · h' 32"

6 spotted 7W · 3000K · CRI>93





Kaleido

Different shapes blend to create unique and magical light composition.
A personal touch that transforms any space into an elegant,
one-of-a-kind environment.

Diverse forme si fondono per creare composizione di luce unica e magica.
Un tocco personale che trasforma ogni spazio in un elegante,
ambiente unico nel suo genere.



Technical sheets pg.194

The compositions are suggestions to stimulate the imagination and creativity of the viewer, a concrete tool in the service of design. Please be advised that the color of the glass varies slightly from what is shown in the pictures. All products in the ITALAMP collections are carefully created using craft techniques, all glass components are handmade and for this reason the single element shape might vary slightly. These variations are not imperfections but characteristic peculiarities of the production process.

Le composizioni sono suggestioni per stimolare la fantasia e la creatività del cliente, uno strumento concreto al servizio del design. Si prega di notare che il colore del vetro varia leggermente da quello mostrato nelle immagini. Tutti i prodotti delle collezioni ITALAMP sono realizzati con cura utilizzando tecniche artigianali, tutti i componenti in vetro sono realizzati a mano e per questo motivo la forma del singolo elemento potrebbe variare leggermente. Queste variazioni non sono imperfezioni ma caratteristiche peculiarità del processo produttivo.

K816

W 412 cm · D 118 cm · h' 64 cm
W 163" · D 47" · h' 26"
12 spotted 10W · 3000K · CRI 85



K820

W 310 cm · D 264 cm · h' 400 cm
W 123" · D 104" · h' 158"
10 spotted 10W · 3000K · CRI 85

K818

W 160 cm · D 124 cm · h' 204 cm
W 63" · D 49" · h' 98"
4 spotted 10W · 3000K · CRI 85



K814

Ø 207 cm · h' 72 cm
Ø 82" · h' 29"
14 spotted 10W · 3000K · CRI 85

Glass reflects light
into a
kaleidoscope
of shapes
and reflections.



TECHNICAL SHEETS

Every space has its uniqueness and each light finds its perfect location.

In this section each composition is presented in several dimensional variations while maintaining the original shape. This approach allows each solution to be adapted to multiple architectural contexts, ensuring stylistic consistency and maximum versatility. The different models make it possible to enhance spaces of various widths, offering a lighting tailored to each environment.

Ogni spazio ha la sua unicità e ogni luce trova la sua perfetta collocazione.

In questa sezione ogni composizione è presentata in più varianti dimensionali mantenendo la forma originale. Questo approccio consente di adattare ogni soluzione a molteplici contesti architettonici, assicurando coerenza stilistica e massima versatilità. I diversi modelli permettono di valorizzare spazi di varie ampiezze, offrendo un'illuminazione su misura per ogni ambiente.

Alyssa



pg.125



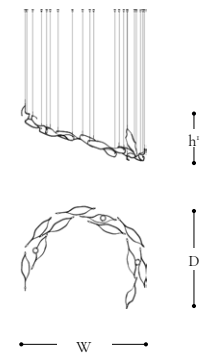
pg.126



pg.127

Models

Modelli



T754/C

W 92 cm · D 75 cm · h' 43 cm
 W 37" · D 30" · h' 17"
 3 spotted 10W · 3000K · CRI 85

Elements

Elementi



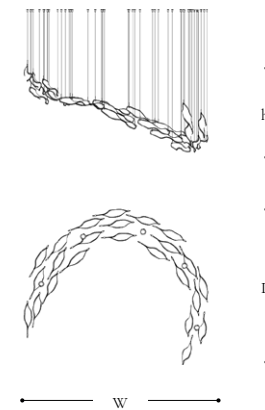
Clear
Trasparente



Topaz
Topazio

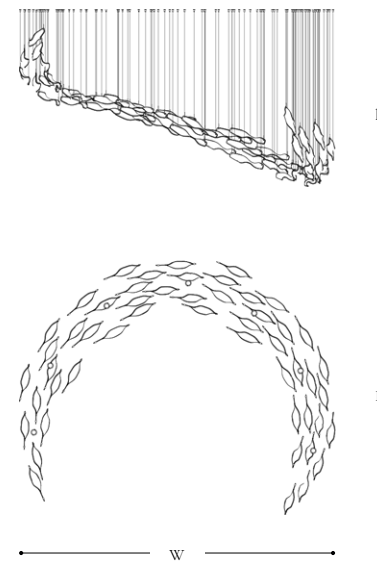


Dove
Tortora



T754/D

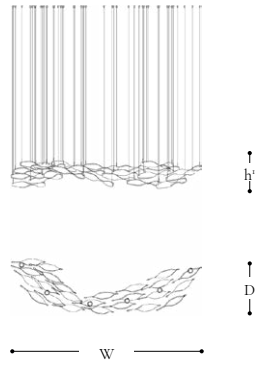
W 142 cm · D 121 cm · h' 68 cm
 W 56" · D 48" · h' 27"
 5 spotted 10W · 3000K · CRI 85



T754/E


W 232 cm · D 187 cm · h' 117 cm
 W 92" · D 74" · h' 47"
 7 spotted 10W · 3000K · CRI 85

Models
Modelli



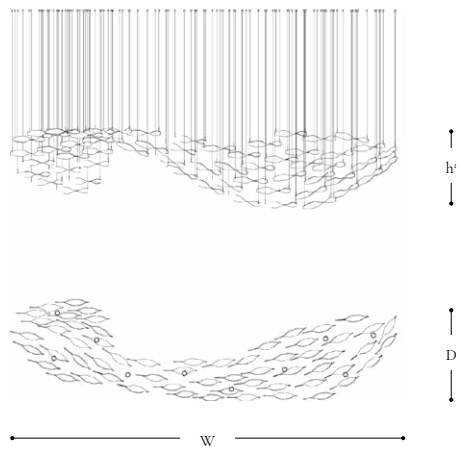
T754/F

W 167 cm · D 48 cm · h' 24 cm
W 66" · D 19" · h' 10"
6 spotted 10W · 3000K · CRI 85



T754/G

W 240 cm · D 70 cm · h' 46 cm
W 95" · D 28" · h' 19"
8 spotted 10W · 3000K · CRI 85



T754/H

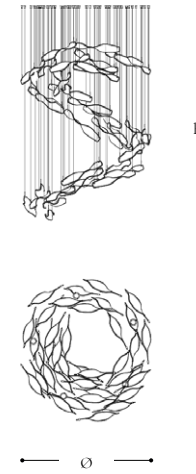
W 340 cm · D 88 cm · h' 68 cm
W 134" · D 35" · h' 27"
10 spotted 10W · 3000K · CRI 85

Elements
Elementi



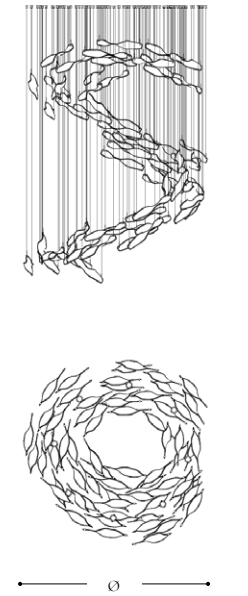
Clear
Trasparente

Models
Modelli




T754/I

Ø 100 cm · h' 118 cm
Ø 40" · h' 47"
5 spotted 10W · 3000K · CRI 85



T754/J

Ø 140 cm · h' 160 cm
Ø 56" · h' 63"
8 spotted 10W · 3000K · CRI 85



T754

Ø 240 cm · h' 298 cm
Ø 95" · h' 118"
15 spotted 10W · 3000K · CRI 85

Elements
Elementi



Amber
Ambra

Bloomé

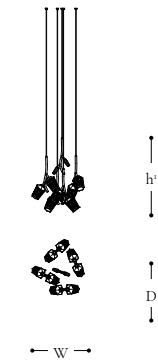


Models

Modelli

Elements


Elementi

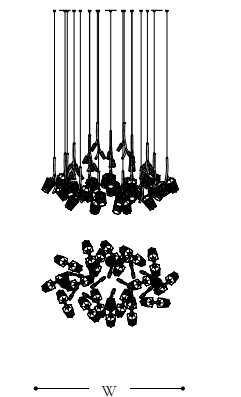


T780

W 40 cm · D 40 cm · h' 53 cm
 W 16" · D 16" · h' 21"
 microled 3W · 3500K

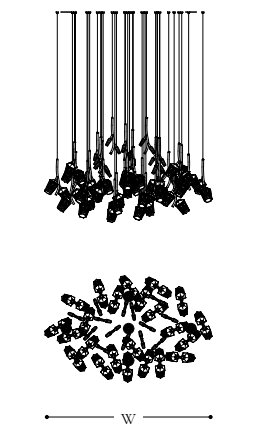

**Clear and Etched
 Crystal +
 Nickel Gold**
 Cristallo Trasparente
 e Acidato +
 Oro Nickel


**Clear
 Crystal +
 Nickel Gold**
 Cristallo
 Trasparente +
 Oro Nickel



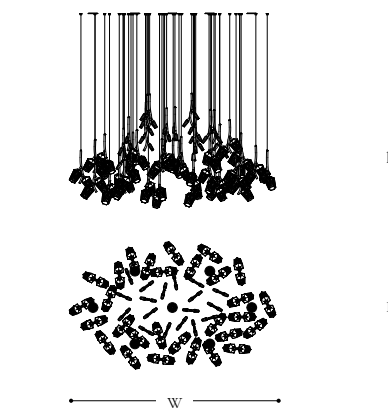
T780/A

W 97 cm · D 62 cm · h' 65 cm
 W 39" · D 25" · h' 26"
 microled 21W · 3500K
 4 spotted 7W · 3000K · CRI>93



T780/B

W 120 cm · D 76 cm · h' 73 cm
 W 48" · D 30" · h' 29"
 microled 25,5W · 3500K
 5 spotted 7W · 3000K · CRI>93

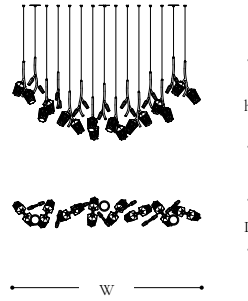


T780/C

W 158 cm · D 98 cm · h' 87 cm
 W 63" · D 39" · h' 35"
 microled 32,5W · 3500K
 7 spotted 7W · 3000K · CRI>93

Models

Modelli



T780/D

W 134 cm · D 21 cm · h' 60 cm
 W 53" · D 9" · h' 24"
 microled 11W · 3500K
 3 spotled 7W · 3000K · CRI>93

Elements

Elementi




Clear Crystal +
 Nickel Gold
 Cristallo Trasparente
 + Oro Nickel

Clear Crystal +
 Nickel Gold
 Cristallo Trasparente
 + Oro Nickel

Models

Modelli



T780/L

W 129 cm · D 22 cm · h' 37 cm
 W 51" · D 9" · h' 15"
 microled 9,5W · 3500K
 4 spotled 7W · 3000K · CRI>93

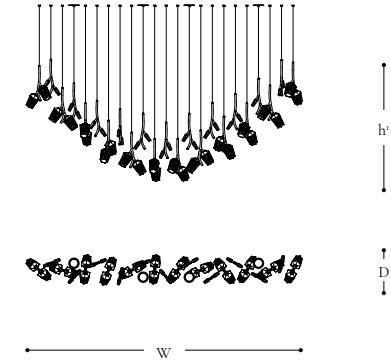
Elements

Elementi



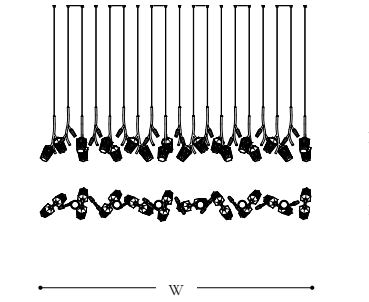
Prism Crystal +
 Nickel Gold
 Cristallo Prisma +
 Oro Nickel

Clear Crystal +
 Nickel Gold
 Cristallo Trasparente
 + Oro Nickel



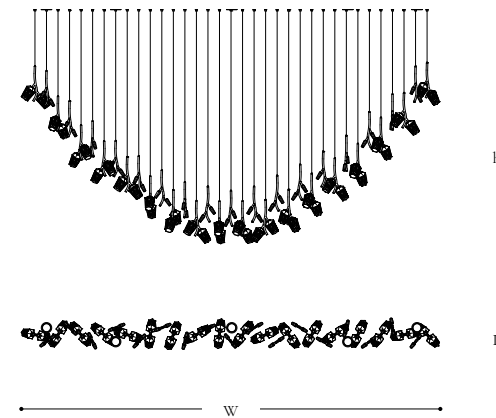
T780/E

W 198 cm · D 21 cm · h' 88 cm
 W 78" · D 9" · h' 35"
 microled 17W · 3500K
 4 spotled 7W · 3000K · CRI>93



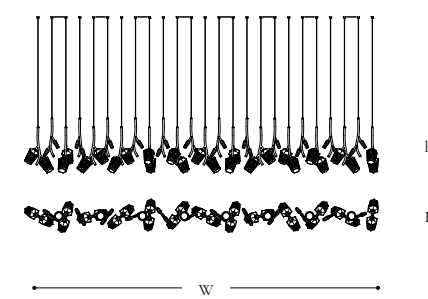
T780/M

W 181 cm · D 22 cm · h' 37 cm
 W 72" · D 9" · h' 15"
 microled 14W · 3500K
 6 spotled 7W · 3000K · CRI>93



T780/F

W 300 cm · D 21 cm · h' 127 cm
 W 119" · D 9" · h' 127"
 microled 26W · 3500K
 5 spotled 7W · 3000K · CRI>93



T780/N

W 236 cm · D 22 cm · h' 37 cm
 W 93" · D 9" · h' 15"
 microled 18,5W · 3500K
 8 spotled 7W · 3000K · CRI>93

Models

Modelli



Ø



Ø



Ø

T780/G

Ø 70 cm · h' 97 cm
 Ø 28" · h' 39"
 microled 9W · 3500K
 4 spotled 7W · 3000K · CRI>93

T780/H

Ø 100 cm · h' 157 cm
 Ø 40" · h' 62"
 microled 19W · 3500K
 6 spotled 7W · 3000K · CRI>93

T780/I

Ø 130 cm · h' 215 cm
 Ø 52" · h' 85"
 microled 29W · 3500K
 9 spotled 7W · 3000K · CRI>93

Elements

Elementi



Clear and Etched
 Crystal +
 Light Gold

Cristallo Trasparente
 e Acidato +
 Oro Chiaro



Clear
 Crystal +
 Light Gold

Cristallo
 Trasparente +
 Oro Chiaro





Dalia

Models

Modelli

Elements

Elementi



T756/E

W 100 cm · D 83 cm · h' 88 cm
 W 84" · D 33" · h' 35"
 2 spotted 10W · 3000K · CRI 85



Clear
 Trasparente



T756/F

W 148 cm · D 115 cm · h' 125 cm
 W 59" · D 46" · h' 50"
 6 spotted 10W · 3000K · CRI 85



T756/G

W 212 cm · D 163 cm · h' 160 cm
 W 84" · D 65" · h' 63"
 11 spotted 10W · 3000K · CRI 85

Models

Modelli




T756/H

W 198 cm · D 133 cm · h' 95 cm
 W 78" · D 53" · h' 38"
 5 spotled 10W · 3000K · CRI 85
 40 microled 0,28W · 3000K



T756/I

W 245 cm · D 164 cm · h' 110 cm
 W 97" · D 65" · h' 44"
 6 spotled 10W · 3000K · CRI 85
 52 microled 0,28W · 3000K



T756/J

W 308 cm · D 194 cm · h' 129 cm
 W 122" · D 77" · h' 51"
 8 spotled 10W · 3000K · CRI 85
 67 microled 0,28W · 3000K


Elements

Elementi




Models

Modelli



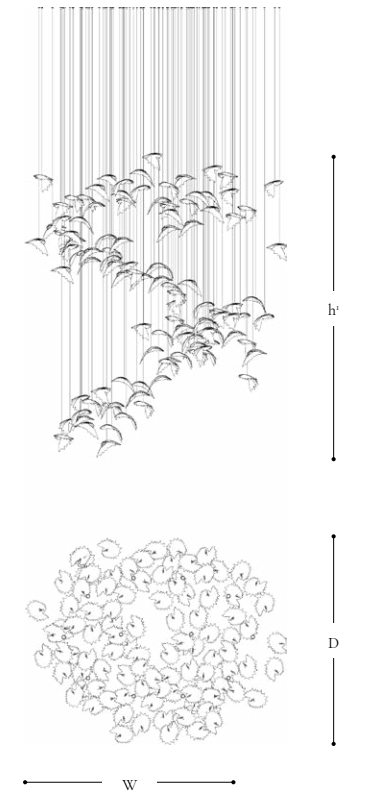
T756/K

W 150 cm · D 118 cm · h' 235 cm
 W 60" · D 47" · h' 93"
 6 spotled 10W · 3000K · CRI 85
 26 microled 0,28W · 3000K



T756/L

W 210 cm · D 168 cm · h' 264 cm
 W 83" · D 67" · h' 104"
 8 spotled 10W · 3000K · CRI 85
 35 microled 0,28W · 3000K



T756/A

W 280 cm · D 220 cm · h' 327 cm
 W 111" · D 87" · h' 129"
 12 spotled 10W · 3000K · CRI 85
 44 microled 0,28W · 3000K

Elements

Elementi




Models

Modelli

Elements

Elementi



pg.136



pg.135

Flora



pg.134



T760/D

W 160 cm · D 157 cm · h' 44 cm
W 63" · D 62" · h' 18"
4 spotted 10W · 3000K · CRI 85



Clear + Gold
Trasparente + Oro



T760/E

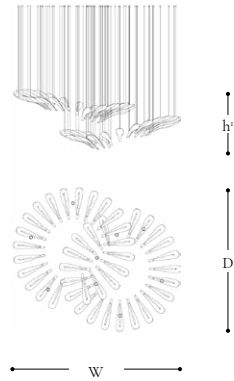
W 200 cm · D 193 cm · h' 62 cm
W 79" · D 76" · h' 25"
5 spotted 10W · 3000K · CRI 85



T760/B

W 250 cm · D 233 cm · h' 95 cm
W 99" · D 92" · h' 38"
8 spotted 10W · 3000K · CRI 85

Models
Modelli



T760/DD

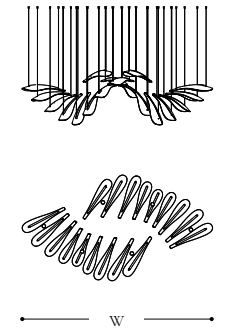
W 220 cm · D 190 cm · h' 78 cm
W 87" · D 75" · h' 31"
9 spotted 10W · 3000K · CRI 85

Elements
Elementi



Clear + Gold
Trasparente + Oro

Models
Modelli



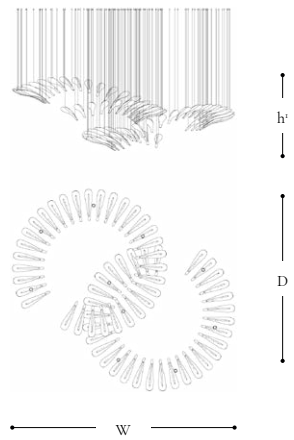
T760/F

W 180 cm · D 100 cm · h' 52 cm
W 71" · D 40" · h' 21"
6 spotted 10W · 3000K · CRI 85

Elements
Elementi

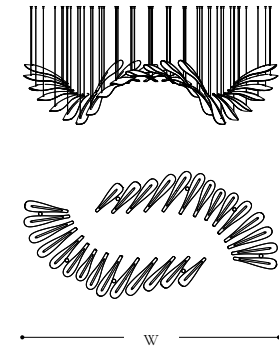


Clear + Gold
Trasparente + Oro



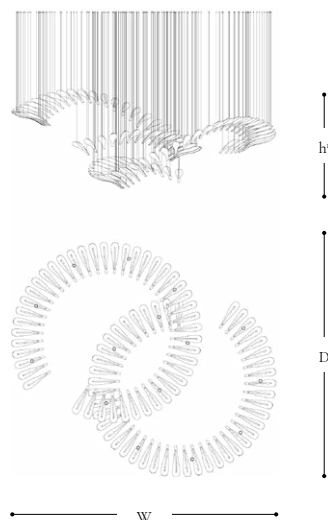
T760/EE

W 292 cm · D 265 cm · h' 97 cm
W 115" · D 105" · h' 39"
11 spotted 10W · 3000K · CRI 85



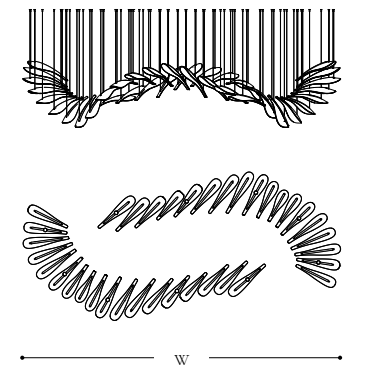
T760/G

W 240 cm · D 120 cm · h' 60 cm
W 95" · D 48" · h' 24"
8 spotted 10W · 3000K · CRI 85



T760/BB

W 347 cm · D 310 cm · h' 130 cm
W 137" · D 123" · h' 52"
15 spotted 10W · 3000K · CRI 85

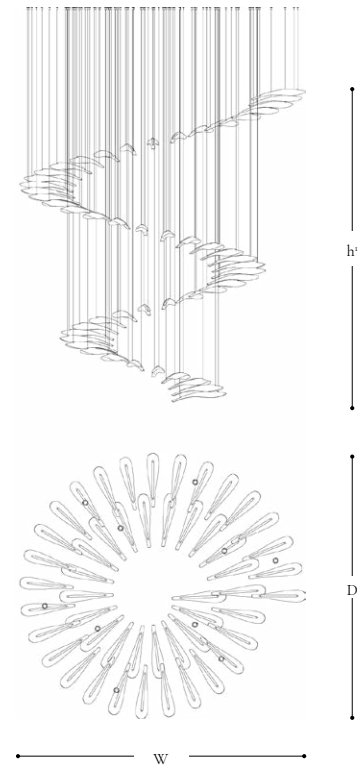
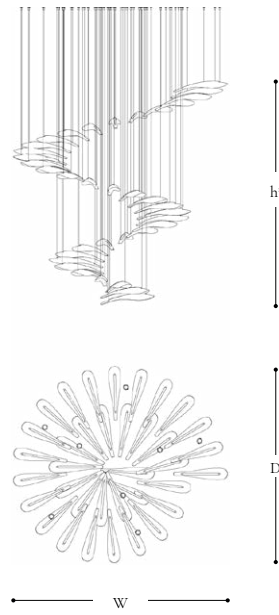
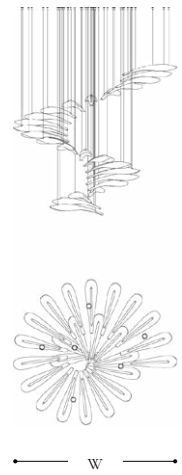


T760/H

W 300 cm · D 140 cm · h' 62 cm
W 119" · D 56" · h' 25"
10 spotted 10W · 3000K · CRI 85

Models

Modelli



T760/J

W 135 cm · D 125 cm · h' 124 cm
W 54" · D 50" · h' 49"
6 spotled 10W · 3000K · CRI 85

T760/I

W 180 cm · D 167 cm · h' 183 cm
W 71" · D 66" · h' 73"
8 spotled 10W · 3000K · CRI 85

T760

W 236 cm · D 219 cm · h' 258 cm
W 93" · D 87" · h' 102"
10 spotled 10W · 3000K · CRI 85

Elements

Elementi



Clear + Gold
Trasparente + Oro



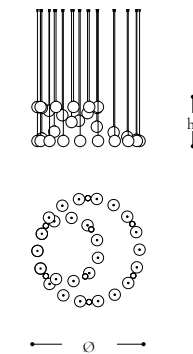


Lila



Models Modelli

Elements Elementi

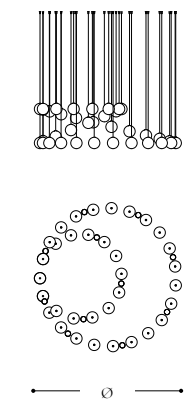


T776/B

Ø 100 cm · v 40 cm
 Ø 40" · h' 16"
 8 spotted 2W · 3000K · CRI 85

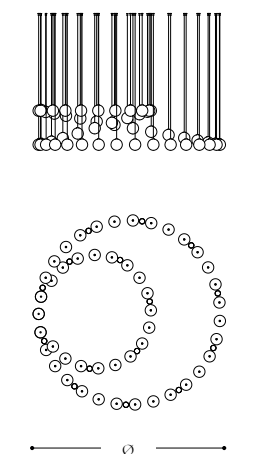


Teak
 Teak



T776/C

Ø 130 cm · h' 40 cm
 Ø 52" · h' 16"
 11 spotted 2W · 3000K · CRI 85

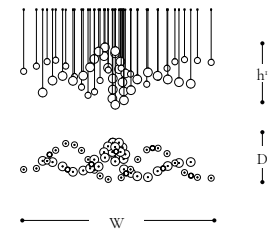


T776/D

Ø 170 cm · h' 40 cm
 Ø 67" · h' 16"
 15 spotted 2W · 3000K · CRI 85

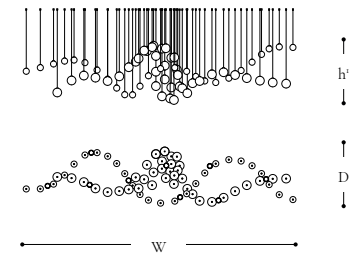
Models

Modelli



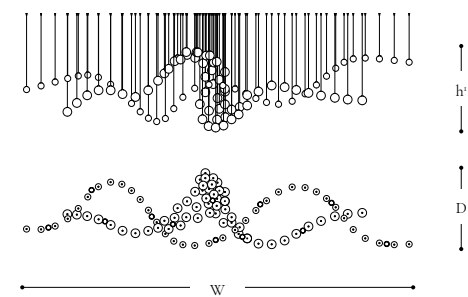
T776/E

W 222 cm · D 50 cm · h' 76 cm
 W 88" · D 20" · h' 30"
 8 spotled 7W · 3000K · CRI>93



T776/F

W 347 cm · D 68 cm · h' 72 cm
 W 137" · D 27" · h' 29"
 10 spotled 7W · 3000K · CRI>93



T776/G

W 447 cm · D 92 cm · h' 97 cm
 W 176" · D 37" · h' 39"
 12 spotled 7W · 3000K · CRI>93

Elements

Elementi

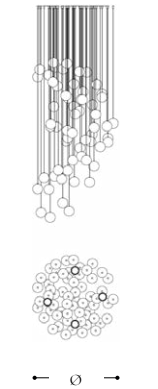


Etched
Acidato

Sage
Salvia

Models

Modelli



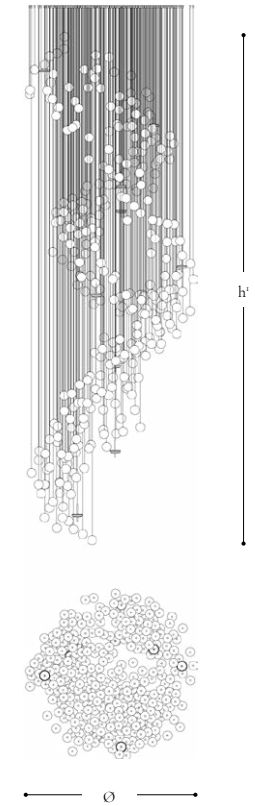
T776/H

Ø 60 cm · h' 114 cm
 Ø 24" · h' 45"
 4 spotled 7W · 3000K · CRI>93



T776/I

Ø 100 cm · h' 213 cm
 Ø 40" · h' 84"
 6 spotled 7W · 3000K · CRI>93



T776/J

Ø 140 cm · h' 398 cm
 Ø 56" · h' 157"
 10 kaleidospot 6W · 3000K · CRI>80

Elements

Elementi



Smoked
Fumè

Teak
Teak

Bluino
Bluino



pg.145



pg.144




pg.143

Lisia

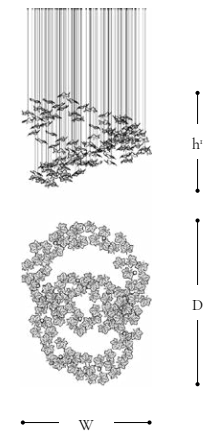
Models

Modelli




T752/B

W 233 cm · D 189 cm · h' 166 cm
 W 92" · D 75" · h' 66"
 6 spotted 20W · 3000K · CRI 85



T752/C

W 243 cm · D 309 cm · h' 178 cm
 W 96" · D 122" · h' 71"
 11 spotted 20W · 3000K · CRI 85



T752

W 303 cm · D 307 cm · h' 202 cm
 W 120" · D 121" · h' 80"
 14 spotted 20W · 3000K · CRI 85

Elements

Elementi



Clear
Trasparente




Dove
Tortora



Topaz
Topazio



Sage
Salvia



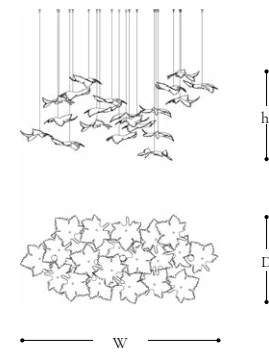
Amber
Ambra



Etched
Acidato

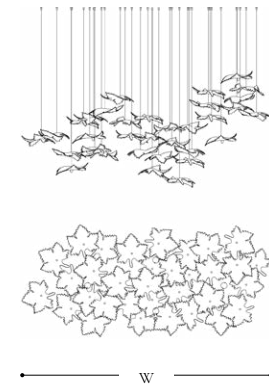
Models

Modelli



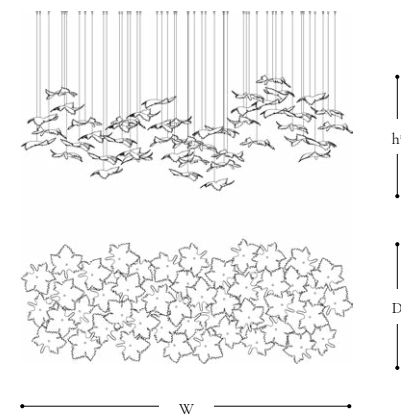
T752/D

W 140 cm · D 60 cm · h' 66 cm
 W 56" · D 24" · h' 26"
 3 spotted 10W · 3000K · CRI 85



T752/E

W 180 cm · D 80 cm · h' 85 cm
 W 71" · D 32" · h' 34"
 4 spotted 10W · 3000K · CRI 85



T752/F

W 240 cm · D 90 cm · h' 85 cm
 W 95" · D 36" · h' 34"
 7 spotted 10W · 3000K · CRI 85

Elements

Elementi



Clear
Trasparente



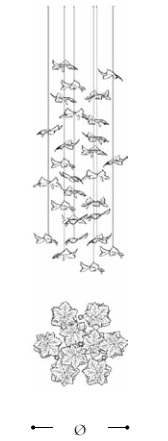
Amber
Ambra



Teak
Teak

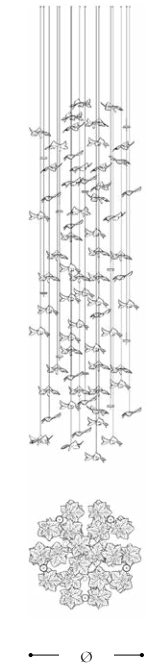
Models

Modelli



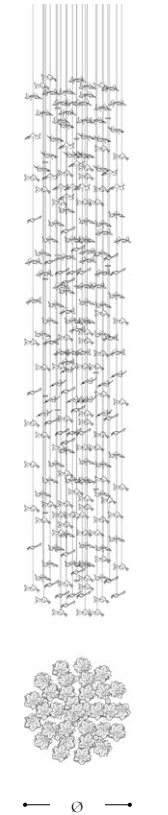
T752/G

Ø 88 cm · h' 200 cm
 Ø 35" · h' 79"
 4 spotted 10W · 3000K · CRI 85



T752/H

Ø 120 cm · h' 400 cm
 Ø 48" · h' 158"
 3 spotted 10W · 3000K · CRI 85
 10 kaleidospot 6W · 3000K · CRI >80



T752/I

Ø 158 cm · h' 800 cm
 Ø 63" · h' 315"
 5 spotted 10W · 3000K · CRI 85
 20 kaleidospot 6W · 3000K · CRI >80

Elements

Elementi



Clear
Trasparente

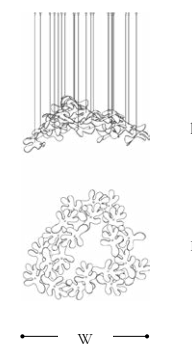


Etched
Acidato

Marina

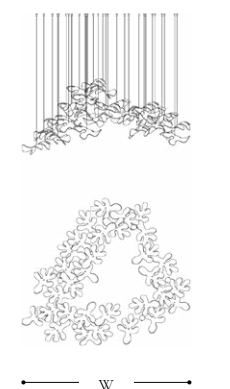


Models Modelli



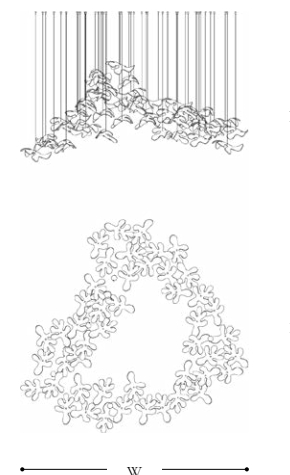
T762/D

W 98 cm · D 85 cm · h' 44 cm
W 39" · D 34" · h' 18"
5 spotled 10W · 3000K · CRI 85



T762/E

W 138 cm · D 122 cm · h' 63 cm
W 55" · D 49" · h' 25"
6 spotled 10W · 3000K · CRI 85



T762/F

W 188 cm · D 176 cm · h' 83 cm
W 75" · D 70" · h' 33"
8 spotled 10W · 3000K · CRI 85

Elements Elementi



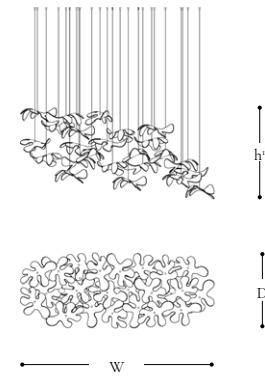
Teak
Teak



Bluino
Bluino

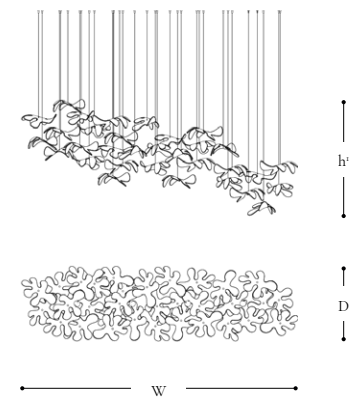
Models

Modelli




T762/G

W 140 cm · D 54 cm · h' 65 cm
 W 56" · D 22" · h' 26"
 3 spotted 10W · 3000K · CRI 85



T762/H

W 200 cm · D 54 cm · h' 84 cm
 W 79" · D 22" · h' 34"
 4 spotted 10W · 3000K · CRI 85



T762/I

W 260 cm · D 54 cm · h' 94 cm
 W 103" · D 22" · h' 38"
 6 spotted 10W · 3000K · CRI 85

Elements

Elementi

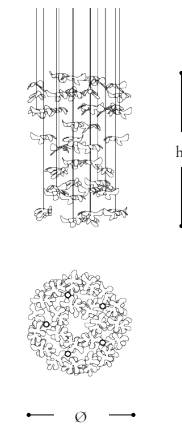


Smoked
Fumè

Teak
Teak

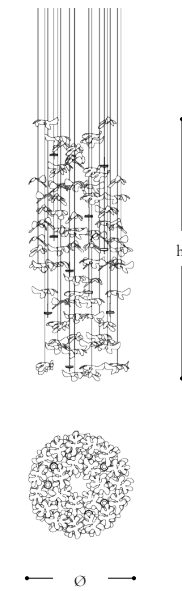
Models

Modelli



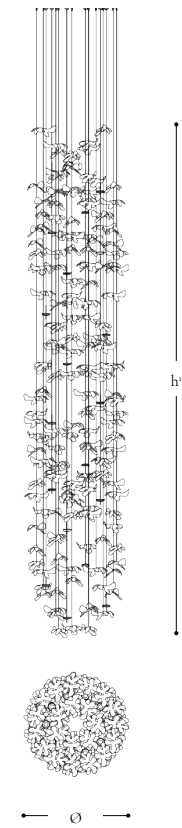
T762/J

Ø 106 cm · h' 156 cm
 Ø 42" · h' 62"
 5 spotted 7W · 3000K · CRI>93



T762/K

Ø 106 cm · h' 262 cm
 Ø 42" · h' 104"
 10 kaleidospot 6W · 3000K · CRI>80



T762/L

Ø 106 cm · h' 526 cm
 Ø 42" · h' 208"
 20 kaleidospot 6W · 3000K · CRI>80

Elements

Elementi



Clear
Trasparente

Topaz
Topazio

Dove
Tortora



Neda

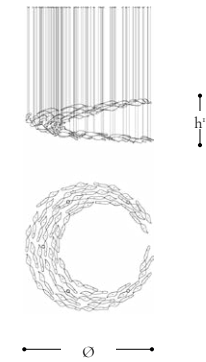


Models

Modelli


Elements

Elementi



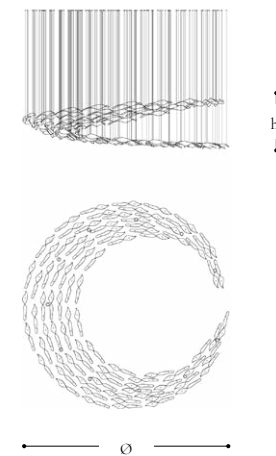
T764/A

Ø 170 cm · h' 58 cm
 Ø 67" · h' 23"
 5 spotted 10W · 3000K · CRI 85



T764/B

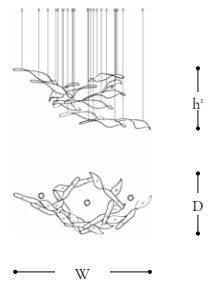
Ø 198 cm · h' 67 cm
 Ø 78" · h' 27"
 8 spotted 10W · 3000K · CRI 85



T764/C

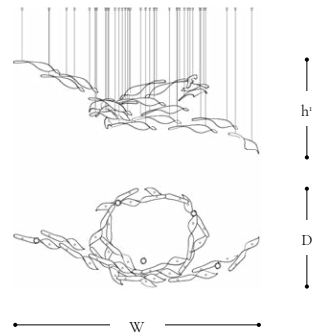
Ø 253 cm · h' 62 cm
 Ø 100" · h' 25"
 11 spotted 10W · 3000K · CRI 85

Models
Modelli



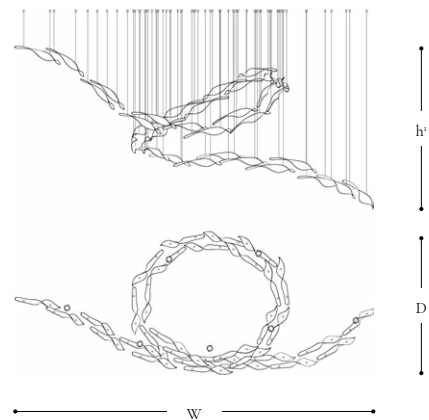
T764/D

W 100 cm · D 45 cm · h' 44 cm
W 40" · D 18" · h' 41"
3 spotted 10W · 3000K · CRI 85



T764/E

W 180 cm · D 72 cm · h' 68 cm
W 71" · D 29" · h' 27"
5 spotted 10W · 3000K · CRI 85



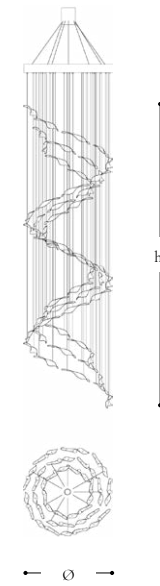
T764/F

W 263 cm · D 103 cm · h' 119 cm
W 104" · D 41" · h' 47"
7 spotted 10W · 3000K · CRI 85

Elements
Elementi

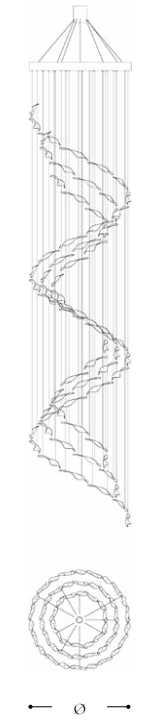


Models
Modelli




T764/G

Ø 104 cm · h' 356 cm
Ø 41" · h' 141"
22 spotted 10W · 3000K · CRI 85



T764/H

Ø 118 cm · h' 500 cm
Ø 47" · h' 97"
27 spotted 10W · 3000K · CRI 85



T764/I

Ø 134 cm · h' 590 cm
Ø 53" · h' 233"
27 spotted 10W · 3000K · CRI 85

Elements
Elementi

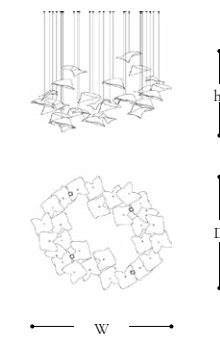


Models

Modelli

Elements

Elementi



T766/E

W 140 cm · D 116 cm · h' 81 cm
W 56" · D 46" · h' 32"
4 spotted 10W · 3000K · CRI 85
14 microled 0,28W · 3000K

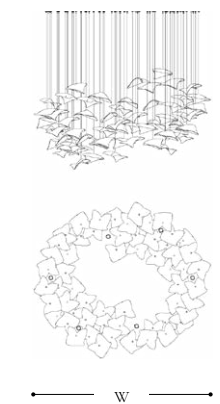


White
Bianco

White + Gold leaf
Bianco + Foglia oro

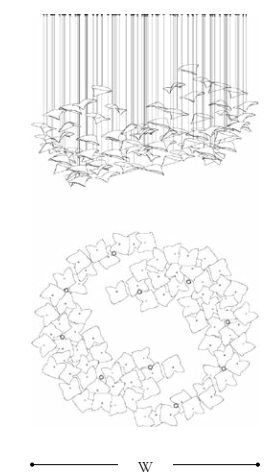


White + Silver leaf
Bianco + Foglia argento



T766/F

W 180 cm · D 160 cm · h' 100 cm
W 71" · D 63" · h' 40"
6 spotted 10W · 3000K · CRI 85
30 microled 0,28W · 3000K



T766/G

W 230 cm · D 200 cm · h' 124 cm
W 91" · D 79" · h' 49"
10 spotted 10W · 3000K · CRI 85
40 microled 0,28W · 3000K

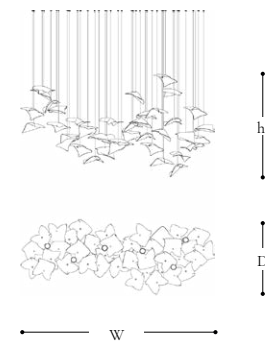


Ori



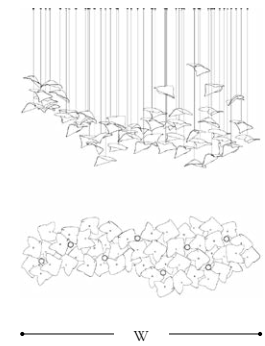
Models

Modelli



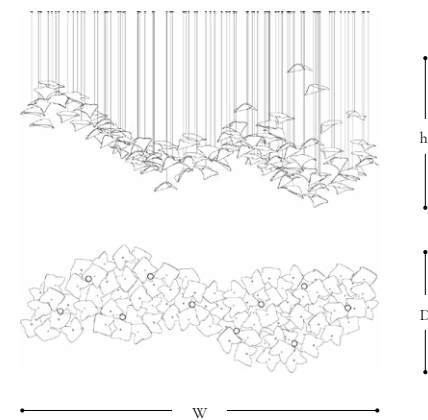
T766/H

W 200 cm · D 80 cm · h' 108 cm
 W 79" · D 32" · h' 43"
 6 spotted 7W · 3000K · CRI>93
 18 microled 0,28W · 3000K



T766/I

W 250 cm · D 86 cm · h' 108 cm
 W 99" · D 34" · h' 43"
 8 spotted 7W · 3000K · CRI>93
 24 microled 0,28W · 3000K



T766/J

W 350 cm · D 125 cm · h' 140 cm
 W 138" · D 50" · h' 56"
 10 spotted 10W · 3000K · CRI 85
 40 microled 0,28W · 3000K

Elements

Elementi



White
Bianco



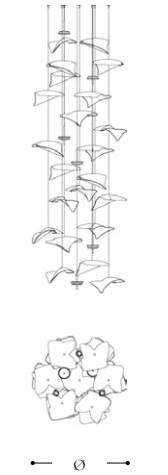
White + Gold
Bianco + Oro



White + Titanium
Bianco + Titanio

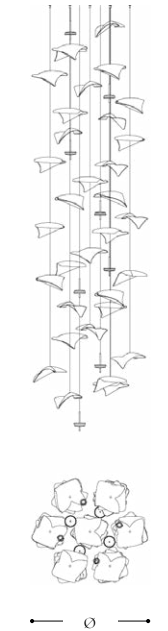
Models

Modelli



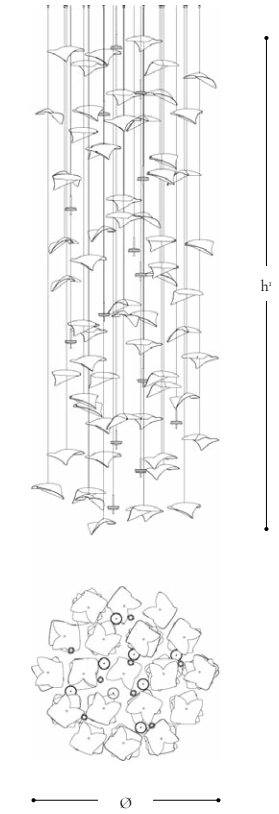
T766/K

Ø 68 cm · h' 187 cm
 Ø 27" · h' 74"
 6 kaleidospot 6W · 3000K · CRI>80



T766/L

Ø 82 cm · h' 274 cm
 Ø 33" · h' 108"
 8 kaleidospot 6W · 3000K · CRI>80



T766/M

Ø 130 cm · h' 348 cm
 Ø 52" · h' 138"
 14 kaleidospot 6W · 3000K · CRI>80

Elements

Elementi



White + Gold
Bianco + Oro

Pluma

pg.159



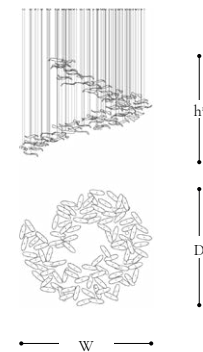
pg.161



pg.160


Models

Modelli



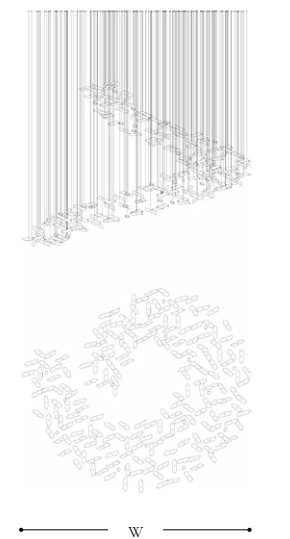
T750/B

W 160 cm · D 147 cm · h' 126 cm
 W 63" · D 58" · h' 50"
 8 spotted 10W · 3000K · CRI 85



T750/C

W 240 cm · D 220 cm · h' 175 cm
 W 95" · D 87" · h' 69"
 14 spotted 10W · 3000K · CRI 85



T750

W 320 cm · D 290 cm · h' 175 cm
 W 126" · D 115" · h' 69"
 18 spotted 10W · 3000K · CRI 85

Elements

Elementi



Clear
Trasparente



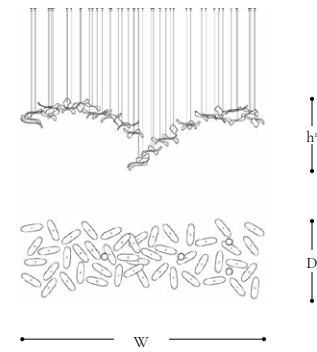
Teak
Teak



Salmon
Salmone


Models

Modelli




T750/D

W 200 cm · D 70 cm · h' 60 cm
 W 79" · D 28" · h' 24"
 6 spotled 7W · 3000K · CRI>93



T750/E

W 250 cm · D 70 cm · h' 70 cm
 W 99" · D 28" · h' 28"
 10 spotled 7W · 3000K · CRI>93




T750/F

W 300 cm · D 90 cm · h' 74 cm
 W 119" · D 36" · h' 30"
 17 spotled 7W · 3000K · CRI>93

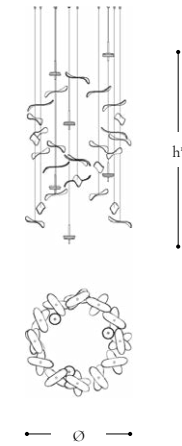
Elements

Elementi



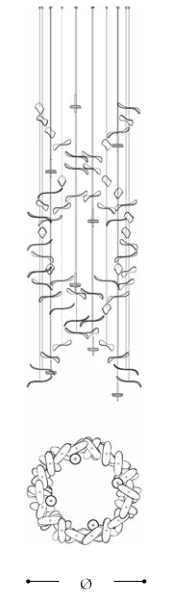
Models

Modelli



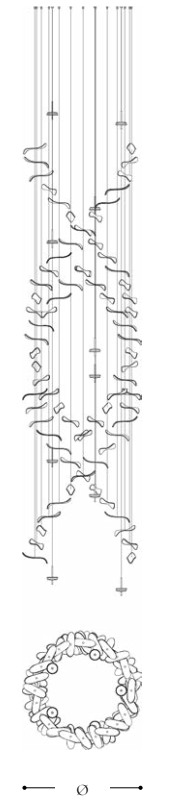
T750/G

Ø 72 cm · h' 140 cm
 Ø 29" · h' 56"
 6 kaleidospot 6W · 3000K · CRI>80



T750/H

Ø 80 cm · h' 225 cm
 Ø 32" · h' 89"
 8 kaleidospot 6W · 3000K · CRI>80




T750/I

Ø 86 cm · h' 363 cm
 Ø 34" · h' 143"
 10 kaleidospot 6W · 3000K · CRI>80

Elements

Elementi





pg.163

Reva



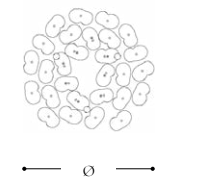
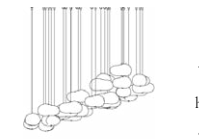
pg.164



pg.165

Models Modelli

Elements Elementi



T774/C


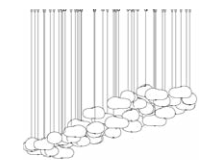
Ø 90 cm · h' 48 cm
 Ø 36" · h' 19"
 3 spotted 10W · 3000K · CRI 85



Clear
Trasparente

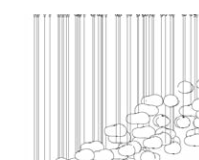


Gold
Oro



T774/D

Ø 120 cm · h' 52 cm
 Ø 48" · h' 52"
 4 spotted 10W · 3000K · CRI 85

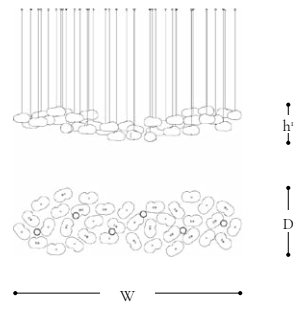


T774/E

Ø 160 cm · h' 80 cm
 Ø 63" · h' 32"
 6 spotted 10W · 3000K · CRI 85

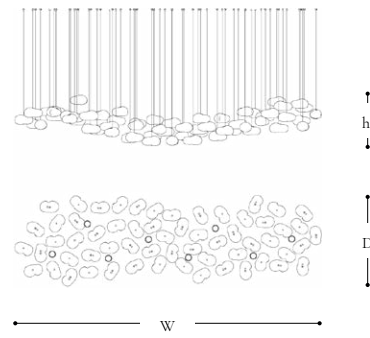
Models

Modelli



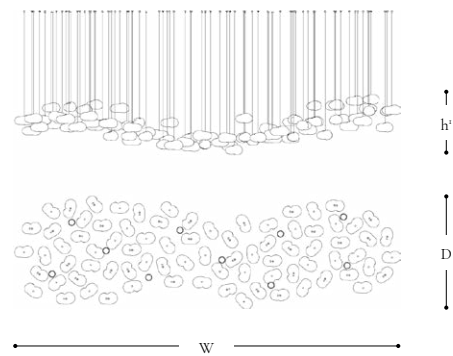
T774/F

W 200 cm · D 60 cm · h' 32 cm
 W 79" · D 24" · h' 13"
 6 spotled 7W · 3000K · CRI>93



T774

W 270 cm · D 80 cm · h' 44 cm
 W 107" · D 32" · h' 18"
 8 spotled 7W · 3000K · CRI>93



T774/G

W 340 cm · D 100 cm · h' 54 cm
 W 134" · D 40" · h' 22"
 10 spotled 7W · 3000K · CRI>93

Elements

Elementi



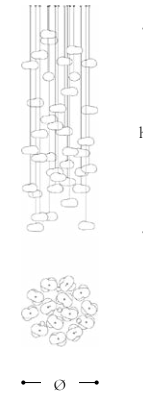
Clear
Trasparente



Titanium
Titanio

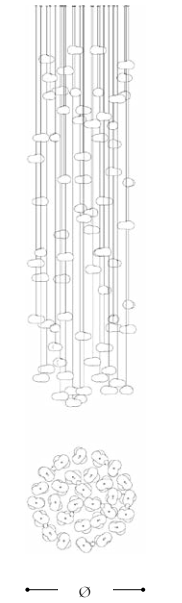
Models

Modelli



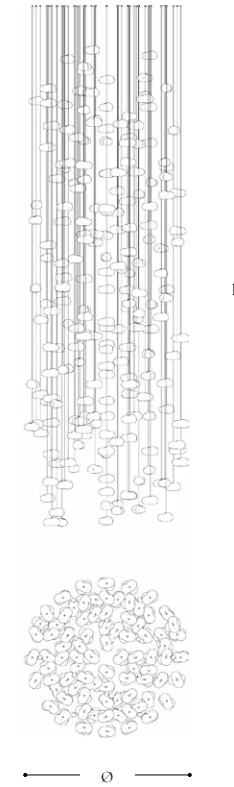
T774/H

Ø 74 cm · h' 198 cm
 Ø 30" · h' 78"
 4 spotled 10W · 3000K · CRI 85



T774/I

Ø 106 cm · h' 356 cm
 Ø 42" · h' 141"
 8 spotled 10W · 3000K · CRI 85



T774/J

Ø 160 cm · h' 470 cm
 Ø 63" · h' 187"
 12 spotled 10W · 3000K · CRI 85

Elements

Elementi



Clear
Trasparente

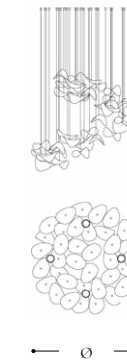


Titanium
Titanio

Sella

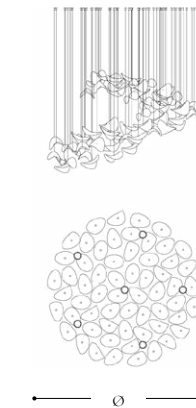


Models Modelli



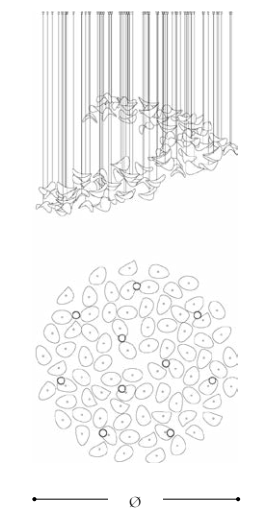
T770/C

Ø 80 cm · h' 75 cm
 Ø 32" · h' 30"
 4 spotted 7W · 3000K · CRI>93



T770/D

Ø 120 cm · h' 80 cm
 Ø 48" · h' 32"
 6 spotted 7W · 3000K · CRI>93



T770/E

Ø 160 cm · h' 96 cm
 Ø 63" · h' 38"
 10 spotted 7W · 3000K · CRI>93

Elements Elementi



Clear
Trasparente

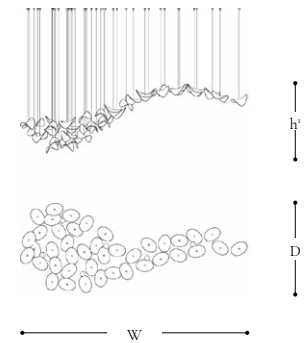


Teak
Teak




Dove
Tortora

Models
Modelli



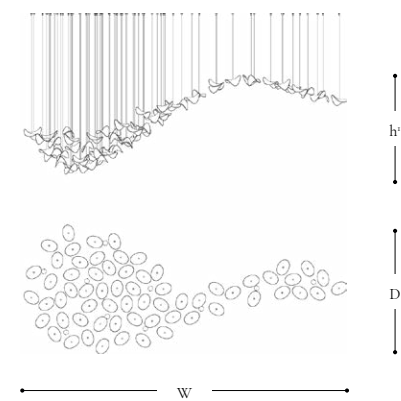
T770/F

W 200 cm · D 80 cm · h' 60 cm
W 79" · D 32" · h' 24"
6 spotled 10W · 3000K · CRI 85



T770/G

W 250 cm · D 100 cm · h' 78 cm
W 99" · D 40" · h' 31"
8 spotled 10W · 3000K · CRI 85



T770/H

W 300 cm · D 120 cm · h' 92 cm
W 119" · D 48" · h' 37"
10 spotled 10W · 3000K · CRI 85

Elements
Elementi

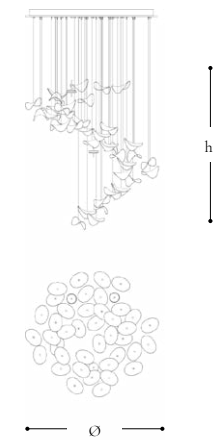


Clear
Trasparente



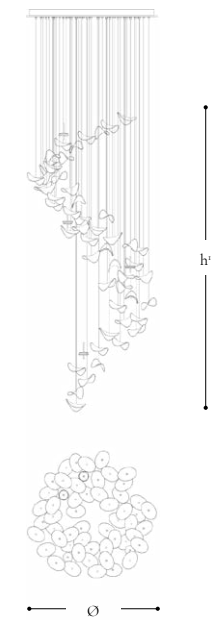
Amber
Ambra

Models
Modelli



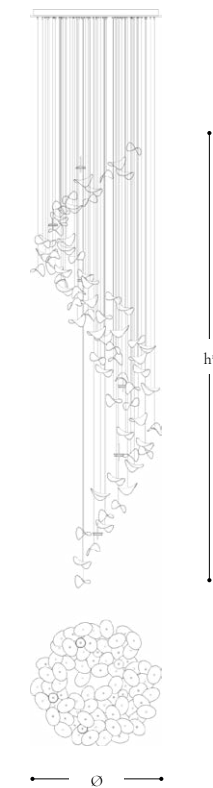
T770/I

Ø 100 cm · h' 120 cm
Ø 40" · h' 48"
3 kaleidospot W · 3000K · CRI>80



T770/J

Ø 100 cm · h' 240 cm
Ø 40" · h' 95"
4 kaleidospot 6W · 3000K · CRI>80



T770/K

Ø 100 cm · h' 356 cm
Ø 40" · h' 141"
6 kaleidospot 6W · 3000K · CRI>80

Elements
Elementi



Clear
Trasparente

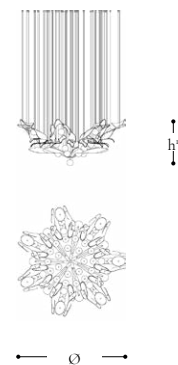


Bluino
Bluino



Kaleido

Models Modelli




K812

Ø 122 cm · h' 51 cm
 Ø 49" · h' 21"
 7 spotted 10W · 3000K · CRI 85



K813

Ø 174 cm · h' 61 cm
 Ø 69" · h' 25"
 11 spotted 10W · 3000K · CRI 85



K814

Ø 207 cm · h' 72 cm
 Ø 82" · h' 29"
 14 spotted 10W · 3000K · CRI 85

Elements Elementi



Clear + Gold
Trasparente + Oro



Salmon
Salmone



Clear
Trasparente



Smoked
Fumè



Bluino
Bluino



Clear
Trasparente




Salmon
Salmone



Bluino
Bluino

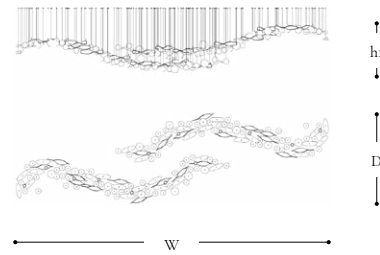
Models

Modelli



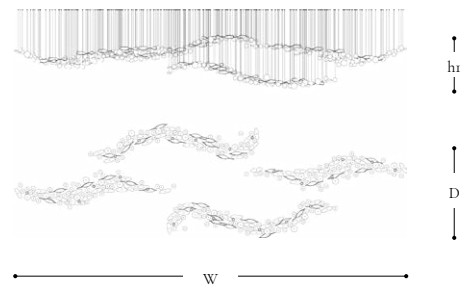
K815

W 266 cm · D 65 cm · h' 38 cm
 W 105" · D 26" · h' 15"
 6 spotted 10W · 3000K · CRI 85



K816

W 412 cm · D 118 cm · h' 64 cm
 W 163" · D 47" · h' 26"
 12 spotted 10W · 3000K · CRI 85



K817

W 647 cm · D 188 cm · h' 90 cm
 W 255" · D 75" · h' 36"
 24 spotted 10W · 3000K · CRI 85

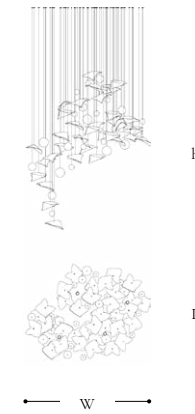
Elements

Elementi



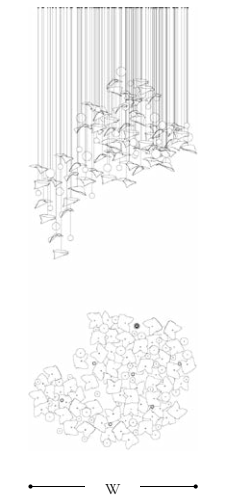
Models

Modelli




K818

W 160 cm · D 124 cm · h' 204 cm
 W 63" · D 49" · h' 98"
 4 spotted 10W · 3000K · CRI 85
 26 microled 0,28W · 3000K



K819

W 216 cm · D 178 cm · h' 248 cm
 W 86" · D 71" · h' 98"
 7 spotted 10W · 3000K · CRI 85
 47 microled 0,28W · 3000K



K820

W 310 cm · D 264 cm · h' 400 cm
 W 123" · D 104" · h' 158"
 10 spotted 10W · 3000K · CRI 85
 81 microled 0,28W · 3000K

Elements

Elementi



Light
as an attitude.

Colophon

Each item is equipped with its own documentation including a certificate of authenticity and a card with instructions for quality control inspections. In case of complaint the customer should send us a copy of this card, which also contains instructions for correct assembling of the fixture. Italampe is not liable for incidental injuries or damage to people or things due to: incorrect installation of the fixtures, use of not suitable bulbs, modification of the original technical features of the items.

The company has the right to modify any model for both aesthetic and technical features when necessary, according to Italampe's unquestionable judgement.

The **CE** label is a European guaranteed mark.

It certifies product quality and its compliance with the safety standards stated by EEC regulations.

Italampe can provide for most of its products the UL certification. Worldwide, UL tests products according to U.S. safety requirements for secure access anywhere in north U.S.

UNI EN ISO 9001/2015 steadily certifies the high quality and the great reliability of all Italampe production processes.

Italampe is a registered trademark.

WARNING: The colors displayed, for known technical reasons, are indicative and may differ from the original: the reaction of colors, glass, textures, lacquers and metals varies depending on the thickness and overall size of the product but especially the light that beats on the overall surface. ITALAMP reserves the right to make any changes to the products it deems most appropriate, at any time and without notice.

All our items are registered and covered by patent.

This catalogue is copyrighted and protected by the Italian law (22/4/1941 n°633 and 14/12/1942 n°1485).

Any reproduction of this catalogue is strictly forbidden.

Ogni prodotto Italampe è corredato di una documentazione contenente tra l'altro il certificato di autenticità e la scheda di collaudo.

In caso di reclamo il cliente dovrà sempre fornire copia della scheda.

Sulla scheda sono contenute anche le istruzioni per un corretto montaggio dell'articolo.

Italampe non risponde per eventuali danni a persone o cose causati da una non corretta installazione dei propri apparecchi di illuminazione, da un uso di lampadine non conformi e dalla modificazione delle caratteristiche tecnico costruttive.

La ditta si riserva di apportare ai modelli ogni modifica estetica e tecnica che a suo insindacabile giudizio ritenga necessaria.

Il marchio **CE** è un marchio europeo di garanzia che certifica la qualità del prodotto e la sua rispondenza ai parametri di sicurezza previsti dalle normative CEE.

Italampe può fornire per la quasi totalità dei suoi articoli la certificazione con marchio UL. In tutto il mondo UL testa prodotti secondo i requisiti di sicurezza statunitensi per un accesso sicuro ovunque nel Nord America. UNI EN ISO 9001/2015 certifica in maniera stabile l'alta qualità e la grande affidabilità di tutti i processi produttivi aziendali della produzione Italampe. Italampe è un marchio registrato.

ATTENZIONE: I colori visualizzati, per noti motivi tecnici, sono indicativi e possono differire dall'originale: la reazione dei colori, vetri, texture, vernici e metalli varia a seconda dello spessore e delle dimensioni complessive del prodotto ma soprattutto della luce che batte sulla superficie complessiva.

ITALAMP si riserva il diritto di apportare ai prodotti le modifiche che riterrà più opportune, in qualsiasi momento e senza preavviso.

Tutti i nostri modelli sono depositati e quindi coperti da brevetto.

Questo catalogo è tutelato dalla legge sui diritti d'autore (legge 22/4/1941 n°633 e dalla legge 14/12/1942 n°1485).

È vietata ogni riproduzione anche parziale dello stesso.

produced by
Italampe s.r.l.
All right reserved

No part of this publication may be reproduced or transmitted in any form or by any means, electronic or mechanical, including photocopying, recording or any information storage and retrieval system, without permission in writing from publisher.

graphic project
Italampe studio

copy
Italampe studio

photo
Italampe studio

rendering
Truetopia / Italampe studio

lighting system
Flexalighting

 **ITALAMP**

Italampe s.r.l.
All right reserved
via Fermi, 8
35010 Cadoneghe, PD, Italy
t. +39 049 8870442
info@italamp.com
italamp.com