

PROFESSIONAL



Catalogo TECNICO
TECHNICAL **Catalogue**



"Non produciamo semplici arredi, diamo forma a opere destinate a durare."

"We don't just produce furniture, we shape creations built to last."

ULIVI SALOTTI WORLD

ULIVI SALOTTI, IL FEELING DI UN PRODOTTO UNICO:

L'Azienda è nata nel 1972, ed è stata costantemente sviluppata con orgoglio dalla famiglia Ulivi. Ulivi Salotti ha la sede a Cascina, a pochi km da Firenze e Pisa, città che hanno alle spalle secoli di tradizione nella produzione di mobili di prestigio, che hanno trasmesso ai fondatori parte della propria eredità culturale.

I prodotti sono un mix elegante di materiali pregiati: tutte le pelli, i legni e le altre materie prime sono selezionati con cura per poter garantire quell'aspetto inconfondibile e quella qualità unica che vanno ben al di là di un semplice aspetto estetico. L'Azienda è nata con la lavorazione della pelle, e ancora oggi presenta una selezione esclusiva di pelli con colori e finiture che rendono i prodotti di Ulivi assolutamente unici. Il processo di concia al vegetale è un lento, paziente, lavoro di coloritura assolutamente naturale. Le pelli vengono poi finite con oli e cere, che riescono a realizzare una qualità senza tempo. Le pelli di Ulivi sono offerte in differenti categorie: per esempio, "Kashmir" e "Grassé", speciali tipi di Nabuk caratterizzati da colori esclusivi, disponibili soltanto da Ulivi Salotti.

Le strutture esterne ed interne di tutti i prodotti sono realizzate in pregiato legno massello o in multistrato, capaci di assicurare una qualità totale e grande durata nel tempo. Anche le impiallaccature sono applicate con esperienza ed attenzione, frutto di un know-how acquisito con decenni di esperienza di alta ebanisteria.

Il rivestimento e l'imbottitura di divani, poltrone e letti sono realizzati con grande cura.

La migliore piuma d'oca, e le schiume poliuretatiche usate con densità differenziate, assicurano ai prodotti un comfort sempre costante nel tempo.

Un autentico spirito artigianale ispira tutte le lavorazioni, tra le quali il capitonné o la treccia, esempi della qualità assoluta della produzione Ulivi Salotti.

Grazie ad una grande flessibilità produttiva, molti prodotti possono essere modificati per dimensioni, finiture e colori, seguendo le richieste del cliente: si può dire che ogni prodotto di Ulivi Salotti è un pezzo unico, un prodotto nato e sviluppato espressamente per la casa dove verrà installato.

La qualità è garantita da un controllo costante, ripetuto per ogni pezzo ad ogni fase della produzione: in questo modo tutti i prodotti sono verificati e approvati individualmente prima di ottenere la certificazione di qualità con il logo in pelle "Ulivi SALOTTI". Da molti anni Ulivi Salotti ha scelto la strada di un design contemporaneo, pur rimanendo fedele alle proprie origini e filosofia aziendale. Grazie a un'attiva collaborazione con noti designers, l'Azienda presenta uno stile originale nato in Italia, ma proiettato verso un mercato cosmopolita, capace di soddisfare con successo il gusto dei più esigenti consumatori di oltre 50 Paesi di tutti i Continenti.



ULIVI SALOTTI, THE FEELING OF A UNIQUE PRODUCT:

The Company was created in 1972, then has been constantly developed with pride by Ulivi family. Ulivi Salotti is located in the city of Cascina, just few km away from Florence and Pisa, cities with centuries of tradition in the arts of woodworking, which transferred part of their cultural heritage to Ulivi's background.

The product is an elegant mix of selected materials: all leathers, woods and precious raw materials ensure that unmistakable look and quality that go far beyond a simple aesthetic appearance.

The Company was born with leather, and still introduces an exclusive selection of colors and finish which make Ulivi's products simply unique. The vegetable tanning process is a slow, patient, eco-friendly, deep dyeing work. The leathers are then finished with natural oils or waxes achieving a very natural quality which gains value over the time. Ulivi leathers are offered in different categories: for example, "Kashmir" and "Grassé", special kinds of Nabuk featuring several colors which can be only offered by Ulivi Salotti.

The external structures, the internal frames of all products are made of solid or multi-ply woods, able to ensure a total quality across time. The veneers used are also skillfully and carefully applied to each piece of furniture, result of a know-how coming from many years of experience.

Sofas, armchairs, beds are upholstered with great care. The best goose feathers together with fillings used with different hardness and density, keep the product comfort unchanged during the time.

A true artisan spirit, inspiring for example the braided leathers, or the capitonné finish, is clearly showing the absolute quality of Ulivi Salotti products.

Many items can be customized for dimensions, finish and colors. Today every product made by Ulivi Salotti is a unique piece, born and developed expressly for the home where it will be installed.

The quality is warranted by a constant control, repeated for each piece at every step of production: in such way every item is individually checked and approved before getting the certified leather logo "Ulivi SALOTTI".

Since several years Ulivi Salotti follows the way of a contemporary design, though remaining loyal to its own roots and philosophy. Thanks to an active cooperation with well-known designers, the result is a style born in Italy, targeting a cosmopolitan market, able to attract successfully the taste of the most demanding customers of over 50 Countries of all Continents.



WOOD MASTERPIECE

In Ulivi Salotti ogni pezzo nasce da un gesto antico, da mani che conoscono il ritmo del legno e ne rispettano l'anima. Il massello non è soltanto materia: è un compagno di viaggio, un elemento vivo che porta con sé la memoria della natura e la promessa di un'eleganza senza tempo.

Ogni tavola viene scelta, ascoltata, interpretata. La si lavora con dedizione, seguendo le sue venature, accarezzandone le imperfezioni, trasformandole in valore. È in questo dialogo silenzioso tra artigiano e legno che prende forma la bellezza autentica: quella che non si impone, ma si rivela.

Le fasi di lavorazione sono un percorso fatto di gesti sicuri, esperienze tramandate e sensibilità contemporanea. Dalla selezione dei materiali alla cucitura della pelle, dall'intaglio alle finiture a mano, ogni momento è un rito che racconta cura, passione e rispetto per l'eccellenza.

Qui, la tecnologia incontra la manualità.

In Ulivi Salotti convivono macchinari avanzati e mani sapienti, innovazione e tocco umano. La tecnologia sostiene, affina, rende possibile una precisione che valorizza ciò che davvero conta: l'artigianalità. Ogni strumento moderno è pensato non per sostituire, ma per esaltare il lavoro artigianale, permettendo agli artigiani di concentrarsi sui dettagli, sulle scelte delicate, sull'espressione più pura del loro sapere.

Ulivi Salotti è questo: il luogo in cui il sapere diventa emozione, e l'emozione diventa arredo. Un equilibrio perfetto tra tradizione e visione, dove la materia si trasforma in stile, e lo stile in un'esperienza che dura nel tempo.

At Ulivi Salotti, every piece is born from an ancient gesture, from hands that understand the rhythm of wood and respect its soul. Solid wood is not just material: it is a companion on a journey, a living element that carries the memory of nature and the promise of timeless elegance.

Each board is chosen, listened to, interpreted. It is shaped with dedication, following its grain, embracing its imperfections and transforming them into value. In this silent dialogue between the artisan and the wood, true beauty takes form the kind that doesn't impose itself, but slowly reveals its essence.

The production phases are a path made of sure gestures, inherited skills and contemporary sensitivity. From material selection to leather stitching, from carving to hand-finishing, every moment is a ritual that speaks of care, passion and a deep respect for excellence.

Here, technology meets craftsmanship. At Ulivi Salotti, advanced machinery and skilled hands coexist in harmony innovation intertwined with human touch. Technology supports, refines and enables a level of precision that enhances what truly matters: craftsmanship. Every modern tool is designed not to replace, but to elevate the artisan's work, allowing them to focus on details, delicate choices and the purest expression of their know-how.

Ulivi Salotti is this: the place where knowledge becomes emotion, and emotion becomes design. A perfect balance between tradition and vision, where raw materials transform into style, and style becomes an experience that stands the test of time.



INDICE CATEGORIE- CATEGORIES ORDER

DIVANI - SOFAS

DOMINO XL.....	14	GRANVILLE XL.....	54	HECTOR SLIM S.....	82	VICTOR L.....	114
DOMINO L.....	20	GRANVILLE L.....	58	HECTOR MIX.....	82	ALISON.....	116
PLAF XL.....	24	FERDIE.....	63	HECTOR LARGE L.....	84	ANGIE.....	120
PLAF L.....	26	FERDIE L.....	64	HECTOR LARGE M.....	85	BILLY XL.....	122
BOOGIE.....	30	FERDIE M.....	65	HECTOR LARGE S.....	86	BILLY L.....	124
ZIGLY.....	34	ETIENNE.....	66	GREGORY.....	88	BILLY M.....	125
ZIGLY L.....	36	ETIENNE XL.....	68	LEO.....	92	BOBBIE.....	126
ZIGLY M.....	39	ETIENNE L.....	69	LEO LARGE.....	93	JACOB.....	131
PERSIVAL.....	42	ETIENNE M.....	70	LEO LESMO.....	94	MAX.....	132
PERSIVAL XL.....	44	ETIENNE POUF.....	71	PIERRE.....	99	OLIVER.....	135
PERSIVAL L.....	45	ETIENNE TABLE.....	71	CESAR.....	101	REX.....	136
PERSIVAL ARM.....	46	BARNABY.....	72	CESAR SECTIONAL.....	102	REX SECTIONAL.....	138
MONROE.....	48	BARNABY L.....	74	CESAR REVERSE.....	104	ROBERT.....	141
MONROE XL.....	49	BARNABY M.....	76	CESAR REVERSE SECTIONAL.....	107	TOMMY.....	143
MONROE L.....	50	BARNABY CORNER.....	77	DORIAN.....	109		
MONROE M.....	50	HECTOR SLIM L.....	80	DORIAN SECTIONAL.....	110		
GRANVILLE.....	52	HECTOR SLIM M.....	81	VICTOR XL.....	112		

POUFS

GASTON.....	144	MANON LUXURY.....	148	BASKET.....	151	BAG.....	155
ZIGLY POUF.....	146	MANON.....	148	LILAS.....	152	OLIVIA.....	156
DOMINIC.....	147	STONE.....	150	FLY.....	154		

POLTRONE - ARMCHAIRS

DAHLIA.....	160	BOTERO.....	180	JADE' LUXURY.....	195	MARGOT.....	209
DAHLIA BRAID.....	161	SARAH WOOD.....	182	JADE'.....	196	RUE.....	211
DAHLIA WOOD.....	162	SARAH CAPITONNE.....	184	JADE' HIGH.....	197	WILSON.....	212
GROVER.....	164	SARAH AVANGARDE.....	185	BETTY.....	198	TAYLOR.....	213
MIRABELLE SUPER.....	166	OPHELIA.....	186	VALERIE.....	199	VIVIENNE.....	215
MIRABELLE.....	169	PATRICIA WOOD.....	187	DIANA.....	201		
SARAH SWIVEL.....	170	PATRICIA.....	188	DORY.....	202		
MARYGOLD.....	173	PATRICIA LUXURY.....	189	DORYLAND.....	204		
REMY.....	174	DORA.....	191	DORY CHAISE LONGUE.....	205		
CLARA.....	177	ADELE HIGH.....	192	ELISABETH.....	207		
CLARA.....	179	ADELE.....	193	GINNY.....	208		

TAVOLI - TABLE

JODIE.....	218	ISOLDE PLUS.....	232	CLAIRE RECT.....	241	MEMPHIS LUXURY.....	249
SUPER STAR.....	222	GORDON.....	235	ELISEE.....	243	VENDOME.....	250
KODY.....	226	NOLAN.....	238	BIG DOOM.....	246	PARK AVENUE.....	253
ISOLDE.....	230	CLAIRE.....	240	MEMPHIS.....	248	ORION.....	254

SEDIE - CHAIRS

SENICA.....	256	BART.....	262	LISE.....	266	GAEL.....	272
CELIÀ.....	258	MELODIE.....	263	LISE WITH ARMS.....	267	LOLA.....	273
NADINE.....	260	GIPSY WITH ARMS.....	264	FELIX.....	268	INES.....	274
REMY.....	261	GIPSY.....	265	FELIX WITH ARMS.....	269	GAEL LUXURY.....	275

SGABELLI - STOOL

GAEL.....	276	LOLA.....	276	INES.....	277		
-----------	-----	-----------	-----	-----------	-----	--	--

CREDENZA - SIDEBBOARD

KEZIA LUXURY.....	280	ROCKY.....	284	DESIRE'.....	289	MEMOS.....	294
KEZIA.....	280	LUDOVIC.....	286	HOUSE.....	290	WORLD.....	295
MARTIAL.....	282	DAMARIS.....	287	LOVE.....	291		
MARTIAL OPEN.....	283	CHANTAL.....	288	MATTHIAS.....	293		

MOBILI TV - TV CABINETS

MARTIAL TV.....	296	ROCKY LUX.....	300	MATTHIAS TV.....	304	HOUSE.....	307
LUDOVIC.....	297	DAMARIS.....	302	ABACUS.....	305	MEMOS.....	308
DUSTIN.....	298	CHANTAL.....	303	LOVE.....	306	WORLD.....	309

BAR CABINETS

DAMARIS.....	310	HOUSE LUXURY.....	314	WORLD.....	318		
CHANTAL.....	312	MATTHIAS.....	317				

CONSOLE

KALID.....	320	DAMARIS.....	323	INFINITY.....	325	MADISON.....	326
JAXON.....	322	CLAIRE.....	324	MATTHIAS.....	326	WORLD.....	327

LIBRARY AND BOISERIE

JOKER.....	330	PIRAMIDA.....	344	ADAM.....	352	MEMORY LUXURY.....	360
MODULAR DAY.....	336	LARRY.....	346	EMPIRE.....	355	MEMORY.....	361
MODULAR PANEL XL.....	340	LARRY.....	348	HARMONY.....	356		
MODULAR PANEL L.....	342	CLAIRE.....	351	DOOM.....	358		

COFFEE TABLES

KALID.....	364	PASCAL.....	374	OBJECT.....	382	STONE.....	391
KALID LUXURY.....	365	KIRBY.....	375	FRASER.....	383	HOWARD LUXURY.....	392
STAR.....	366	VANILLE.....	376	VINCENT.....	384	BISTEN.....	393
SATURNO.....	368	ERIK.....	377	ODETTE.....	385	PARK.....	394
SATURNO LUXURY.....	369	ULISSE.....	378	CLAIRE.....	387	THEO.....	395
EDISON.....	370	JAXON.....	379	ROXANE.....	388		
OTIS.....	372	NATHAN.....	380	SELINE.....	389		
OTIS PLUS.....	373	NATHAN X.....	381	ADAM.....	390		

LETTI - BEDS

CLAY.....	398	BEVERLY LARGE.....	410	CESAR LARGE.....	422	MASTER LET.....	432
VINNIE XL.....	402	BEVERLY.....	412	CHANEL.....	424	MOLLIE.....	433
VINNIE L.....	403	YES.....	414	OMER.....	426	VICTORY.....	434
ELODIE.....	404	BARNABY.....	416	ANGELINA.....	429		
ELODIE FLAT.....	406	AMELIE.....	418	LOWELL.....	430		
DOMITELLE.....	408	AMELIE FLAT.....	420	MASTER.....	431		

PANCHE - BENCHES

LORINDA.....	436	WORLD.....	438	ANITA.....	441	KMB.....	443
LORINDA LUXURY.....	436	OBJECT.....	439	MAISON.....	441	LOVE.....	443
GASTON.....	437	DESIRÈ.....	440	INES.....	442		
ELODIE.....	438	OMER.....	440	AMELIE.....	442		

COMODINI - NIGHT TABLES

KEZIA.....	446	DUSTIN.....	449	YANN.....	453	INFINITY.....	457
KEZIA LUXURY.....	446	BENNY IMPERIAL.....	450	DESIRÈ.....	454	WORLD.....	458
MARTIAL.....	447	BENNY DELUXE.....	451	LOVE.....	455	MODULAR NIGHT.....	480
ROCKY.....	448	DAMARIS.....	452	MANHATTAN.....	456	MODULAR NIGHT.....	483

COMO - DRAWERS

DAMARIS.....	459	INFINITY.....	461	MANHATTAN.....	463	WORLD.....	465
DESIRÈ.....	460	LOVE.....	462	WORLD.....	464		

TOILETTE

LORINDA.....	466	MARTIAL.....	467	DAMARIS.....	469	MARION.....	471
LORINDA LUXURY.....	466	JAXON.....	468	YANN.....	470	INFINITY.....	472

HOME DESK

JAXON.....	473	MARION.....	474	GILL.....	475		
------------	-----	-------------	-----	-----------	-----	--	--

CLOTHES STAND

KIRBY.....	477	KIRBY.....	478	MARION.....	479	MARION.....	479
------------	-----	------------	-----	-------------	-----	-------------	-----

OFFICE DESK

PARIS LUX.....	488	PARIS LARGE LUX.....	491	BRUCE SECTIONAL.....	497		
PARIS.....	490	GILL.....	492	WOODY.....	501		
PARIS LARGE.....	491	BRUCE.....	494	WORLD.....	503		

SWIVEL CHAIR OFFICE

MARTHA.....	504	WILLEM.....	505	GIANPIER.....	507	MARIN.....	510
MARTHA GUEST.....	504	WILLEM GUEST.....	506	JONAS.....	508		

LAMPS

NAPIER.....	514	ORBIT.....	516	FLASH.....	518	MADEMOISELLE.....	520
EYE.....	515	BASTIENNE.....	517	LUX.....	519		

SPECCHI - MIRRORS

KIRBY.....	521	GINETTE.....	524	ULISSE.....	527		
ARIELLE.....	522	MARIE 40.....	525	CINDY.....	528		
LEONOR.....	523	MARIE 30.....	526	INFINITY.....	529		

ACCESSORIES

SPAGO.....	530	DAM.....	530	TRAMÈ.....	531	SU&GIU.....	532
URI.....	530	BENT.....	530	NOUVEAU.....	531	ZEN.....	532
KASHMERE.....	530	SQUARE.....	531	BRAID.....	531	SHAKE.....	533
SFILO.....	530	COSTÈ.....	531	SPECIAL.....	531		




INDICE ALFABETICO- ALPHABETICAL ORDER

ABACUS TV.....	305	DAHLIA ARMCHAIR.....	160	GILL DESK.....	492	LEO LARGE SOFA.....	93	MATTHIAS TV SIDEBOARD.....	304	ROXANE COFFEE TABLE.....	388
ADAM COFFEE TABLE.....	390	DAHLIA BRAID ARMCHAIR.....	161	GILL HOME DESK.....	475	LEO LESMO SOFA.....	94	MAX SOFA.....	132	RUE ARMCHAIR.....	211
ADAM LIBRARY.....	352	DAHLIA WOOD ARMCHAIR.....	162	GINETTE MIRROR.....	524	LEONOR MIRROR.....	523	MELODIE CHAIR.....	263	SARAH SWIVEL ARMCHAIR.....	170
ADELE ARMCHAIR.....	193	DAMARIS BAR.....	310	GINNY ARMCHAIR.....	208	LEO SOFA.....	92	MEMORY LIBRARY.....	361	SARAH WOOD ARMCHAIR.....	182
ADELE HIGH ARMCHAIR.....	192	DAMARIS CONSOLE.....	323	GIPSY CHAIR.....	265	LILAS POUF.....	152	MEMOS SIDEBOARD.....	294	SATURNO COFFEE TABLE.....	368
ADLON SOFA.....	116	DAMARIS DRAWERS.....	459	GIPSY WITH ARMS CHAIR.....	264	LISE CHAIR.....	266	MEMOS TV.....	308	SELINE COFFEE TABLE.....	389
AMELIE BED.....	418	DAMARIS NIGHT TABLE.....	452	GORDON TABLE.....	235	LISE WITH ARMS CHAIR.....	267	MEMPHIS TABLE.....	248	SENICA CHAIR.....	256
AMELIE BENCH.....	442	DAMARIS SIDEBOARD.....	287	GRANVILLE SOFA.....	52	LOLA CHAIR.....	273	MIRABELLE ARMCHAIR.....	169	SHAKE CARPET.....	533
AMELIE FLAT BED.....	420	DAMARIS TOILETTE.....	469	GREGORY SOFA.....	88	LOLA STOOL.....	276	MIRABELLE SUPER ARMCHAIR.....	166	STAR COFFEE TABLE.....	366
ANGELINA BED.....	429	DAMARIS TV.....	302	GROVER ARMCHAIR.....	164	LORINDA BENCH.....	436	MODULAR DAY LIBRARY.....	336	STONE COFFEE TABLE.....	391
ANGIE DORMEUSE.....	120	DESIRE' BENCH.....	440	HARMONY LIBRARY.....	356	LORINDA TOILETTE.....	466	MODULAR NIGHT SYSTEM.....	480	STONE POUF.....	150
ANITA BENCH.....	441	DESIRE' DRAWERS.....	460	HECTOR SOFA.....	80	LOVE BENCH.....	443	MODULAR PANEL BOISERIE.....	340	SU & GIÙ CARPET.....	532
ARIELLE MIRROR.....	522	DESIRE' NIGHT TABLE.....	454	HOUSE BAR.....	314	LOVE DRAWERS.....	462	MOLLIE BED.....	433	SUPER STAR TABLE.....	222
BAG POUF.....	155	DESIRE' SIDEBOARD.....	289	HOUSE SIDEBOARD.....	290	LOVE NIGHT TABLE.....	455	MONROE SOFA.....	48	TAYLOR ARMCHAIR.....	213
BARNABY BED.....	416	DIANA ARMCHAIR.....	201	HOUSE TV.....	307	LOVE SHOWCASE.....	498	NADINE CHAIR.....	260	THEO COFFEE TABLE.....	395
BARNABY SOFA.....	72	DOMINIC POUF.....	147	HOWARD COFFEE TABLE.....	392	LOVE SIDEBOARD.....	291	NAPIER LAMP.....	514	TOMMY SOFA.....	143
BART CHAIR.....	262	DOMINO SOFA.....	14	INES BENCH.....	442	LOVE TV.....	306	NATHAN COFFEE TABLE.....	380	ULISSE COFFEE TABLE.....	378
BASKET POUF.....	151	DOMITELLE FLAT BED.....	408	INES CHAIR.....	274	LOWELL BED.....	430	NOLAN TABLE.....	238	ULISSE MIRROR.....	527
BASTEINNE LAMP.....	517	DOOM LIBRARY.....	358	INES STOOL.....	277	LUDOVIC SIDEBOARD.....	286	OBJECT BENCH.....	439	VALERIE ARMCHAIR.....	199
BENNY DELUXE NIGHT TABLE.....	451	DORA ARMCHAIR.....	191	INFINITY CONSOLE.....	325	LUDOVIC TV.....	297	OBJECT COFFEE TABLE.....	382	VANILLE COFFEE TABLE.....	376
BENNY IMPERIAL NIGHT TABLE.....	450	DORIAN SOFA.....	109	INFINITY DRAWERS.....	461	LUX LAMP.....	519	ODETTE COFFEE TABLE.....	385	VENDOME TABLE.....	250
BETTY ARMCHAIR.....	198	DORY ARMCHAIR.....	202	INFINITY MIRROR.....	529	MADMOISELLE LAMP.....	520	OLIVER SOFA.....	135	VICTOR SOFA.....	112
BEVERLY BED.....	412	DORY CHAISE LONGUE.....	205	INFINITY NIGHT TABLE.....	457	MADISON CONSOLE.....	326	OLIVIA POUF.....	156	VICTORY BED.....	434
BEVERLY LARGE BED.....	410	DORYLAND ARMCHAIR.....	204	INFINITY TOILETTE.....	472	MAISON BENCH.....	441	OMER BED.....	426	VINCENT COFFEE TABLE.....	384
BIG DOOM TABLE.....	246	DUSTIN NIGHT TABLE.....	449	ISOLDE PLUS TABLE.....	232	MANHATTAN DRAWERS.....	463	OMER BENCH.....	440	VINNIE BED.....	402
BILLY SOFA.....	122	DUSTIN TV.....	298	ISOLDE TABLE.....	230	MANHATTAN NIGHT TABLE.....	456	OPHELIA ARMCHAIR.....	186	VIVIENNE ARMCHAIR.....	215
BISTEN COFFEE TABLE.....	393	EDISON COFFEE TABLE.....	370	JACOB SOFA.....	131	MANON LUXURY POUF.....	148	ORBIT LAMP.....	516	WILLEM SWIVEL CHAIR.....	505
BOBBIE SOFA.....	126	ELISABETH ARMCHAIR.....	207	JADE' ARMCHAIR.....	196	MANON POUF.....	148	ORION TABLE.....	254	WILLME GUEST SWIVEL CHAIR.....	506
BOOGIE SOFA.....	30	ELISEE TABLE.....	243	JADE' HIGH ARMCHAIR.....	197	MARGOT ARMCHAIR.....	209	OTIS COFFEE TABLE.....	372	WILSON ARMCHAIR.....	212
BOTERO ARMCHAIR.....	180	ELODIE BED.....	404	JADE' LUXURY ARMCHAIR.....	195	MARIE 30 MIRROR.....	526	PARIS DESK.....	490	WOODY DESK.....	501
BRUCE DESK.....	494	ELODIE BENCH.....	438	JAXON COFFEE TABLE.....	379	MARIE 40 MIRROR.....	525	PARIS LARGE DESK.....	491	WORLD BAR.....	318
CELIA CHAIR.....	258	ELODIE FLAT BED.....	406	JAXON CONSOLE.....	322	MARIN SWIVEL CHAIR.....	510	PARK AVENUE TABLE.....	253	WORLD BENCH.....	438
CESAR LARGE BED.....	422	EMPIRE LIBRARY.....	355	JAXON HOME DESK.....	473	MARION HOME DESK.....	474	PARK COFFEE TABLE.....	394	WORLD CONSOLE.....	327
CESAR REVERSE SOFA.....	104	ERIK COFFEE TABLE.....	377	JAXON TOILETTE.....	468	MARION STAND.....	479	PASCAL COFFEE TABLE.....	374	WORLD DESK.....	503
CESAR SOFA.....	101	ETIENNE SOFA.....	66	JODIE TABLE.....	218	MARION STAND MIRROR.....	479	PATRICIA ARMCHAIR.....	188	WORLD DRAWERS.....	465
CHANEL BED.....	424	EYE LAMP.....	515	JOKER LIBRARY.....	330	MARION TOILETTE.....	471	PATRICIA LUXURY ARMCHAIR.....	189	WORLD LITTLE DRAWERS.....	464
CHANTAL BAR.....	312	FELIX CHAIR.....	268	JONAS SWIVEL CHAIR.....	508	MARTHA GUEST SWIVEL CHAIR.....	504	PATRICIA WOOD ARMCHAIR.....	187	WORLD NIGHT TABLE.....	458
CHANTAL SIDEBOARD.....	288	FELIX WITH ARMS CHAIR.....	269	KALID COFFEE TABLE.....	364	MARTHA SWIVEL CHAIR.....	504	PERSIVAL SOFA.....	42	WORLD SIDEBOARD.....	295
CHANTAL TV.....	303	FERDIE SOFA.....	63	KALID CONSOLE.....	320	MARTIAL NIGHT TABLE.....	447	PIERRE SOFA.....	99	WORLD TV.....	309
CINDY MIRROR.....	528	FLASH LAMP.....	518	KEZIA NIGHT TABLE.....	446	MARTIAL SIDEBOARD.....	282	PIRAMIDA LIBRARY.....	344	YANN NIGHT TABLE.....	453
CLAIRE COFFEE TABLE.....	387	FLY POUF.....	154	KEZIA SIDEBOARD.....	280	MARTIAL TOILETTE.....	467	PLAF SOFA.....	24	YANN TOILETTE.....	470
CLAIRE CONSOLE.....	324	FRASER COFFEE TABLE.....	383	KIRBY COFFEE TABLE.....	375	MARTIAL TV.....	296	REMY ARMCHAIR.....	174	YES BED.....	414
CLAIRE LIBRARY.....	351	GAEL CHAIR.....	272	KIRBY MIRROR.....	521	MARYGOLD ARMCHAIR.....	173	REMY CHAIR.....	261	ZEN CARPET.....	532
CLAIRE RECT TABLE.....	241	GAEL LUXURY CHAIR.....	275	KIRBY SEPARÉ.....	477	MASTER BED.....	431	REX SOFA.....	136	ZIGLY POUF.....	146
CLAIRE TABLE.....	240	GAEL STOOL.....	276	KIRBY STAND.....	478	MASTER LET BED.....	432	ROBERT SOFA.....	141	ZIGLY SOFA.....	34
CLARA ARMCHAIR.....	177	GASTON BENCH.....	437	KMB BENCH.....	443	MATTHIAS BAR.....	317	ROCKY LUX TV.....	300		
CLARA LITTLE SOFA.....	179	GASTON POUF.....	144	KODY TABLE.....	226	MATTHIAS CONSOLE.....	326	ROCKY NIGHT TABLE.....	448		
CLAY BED.....	398	GIANPIER SWIVEL CHAIR.....	507	LARRY LIBRARY.....	346	MATTHIAS SIDEBOARD.....	293	ROCKY SIDEBOARD.....	284		

DIVANI - SOFAS

indice fotografico - photo summary



DIVANI - SOFAS

DOMINO XL.....	14	GRANVILLE XL.....	54	HECTOR SLIM S.....	82	VICTOR L.....	114
DOMINO L.....	20	GRANVILLE L.....	58	HECTOR MIX.....	82	ALISON.....	116
PLAF XL.....	24	FERDIE.....	63	HECTOR LARGE L.....	84	ANGIE.....	120
PLAF L.....	26	FERDIE L.....	64	HECTOR LARGE M.....	85	BILLY XL.....	122
BOOGIE.....	30	FERDIE M.....	65	HECTOR LARGE S.....	86	BILLY L.....	124
ZIGLY.....	34	ETIENNE.....	66	GREGORY.....	88	BILLY M.....	125
ZIGLY L.....	36	ETIENNE XL.....	68	LEO.....	92	BOBBIE.....	126
ZIGLY M.....	39	ETIENNE L.....	69	LEO LARGE.....	93	JACOB.....	131
PERSIVAL.....	42	ETIENNE M.....	70	LEO LESMO.....	94	MAX.....	132
PERSIVAL XL.....	44	ETIENNE POUF.....	71	PIERRE.....	99	OLIVER.....	135
PERSIVAL L.....	45	ETIENNE TABLE.....	71	CESAR.....	101	REX.....	136
PERSIVAL ARM.....	46	BARNABY.....	72	CESAR SECTIONAL.....	102	CESAR SECTIONAL.....	138
MONROE.....	48	BARNABY L.....	74	CESAR REVERSE.....	104	ROBERT.....	141
MONROE XL.....	49	BARNABY M.....	76	CESAR REVERSE SECTIONAL.....	107	TOMMY.....	143
MONROE L.....	50	BARNABY CORNER.....	77	DORIAN.....	109		
MONROE M.....	50	HECTOR SLIM L.....	80	DORIAN SECTIONAL.....	110		
GRANVILLE.....	52	HECTOR SLIM M.....	81	VICTOR XL.....	112		

POUF

indice fotografico - photo summary



POUFS

GASTON.....	144	MANON LUXURY.....	148	BASKET.....	151	BAG.....	155
ZIGLY POUF.....	146	MANON.....	148	LILAS.....	152	OLIVIA.....	156
DOMINIC.....	147	STONE.....	150	FLY.....	154		

DOMINO XL

Design: Castello Lagravinese Studio

DIVANO - SOFA

CARATTERISTICHE TECNICHE:

Struttura interna: struttura portante multistrato.

Cuscini della seduta: imbottitura in piuma d'oca naturale sterilizzata, memory foam e schiuma poliuretanic a densità differenziata per assicurare il massimo comfort.

Cuscini dello schienale: imbottitura soft con piuma d'oca naturale sterilizzata, con anima in schiuma poliuretanic a densità differenziata per assicurare il massimo comfort.

Rivestimento: pelli o tessuti di alta qualità della gamma esclusiva ulivi salotti, disponibili in varie categorie.

Struttura dello schienale e dei braccioli:

rivestiti con traccia fatta a mano di tessuto e pelle, oppure interamente di pelle, disponibili nelle categorie di Ulivi Salotti.

Base di legno verniciata di nero.

SENZA TRECCIA WITHOUT BRAID

PRODUCT TECHNICAL SHEET:

Internal structure: multi-layer load-bearing frame.

Padding seat cushions: sterilized natural goose down, memory foam, and polyurethane foam with differentiated densities for maximum comfort.

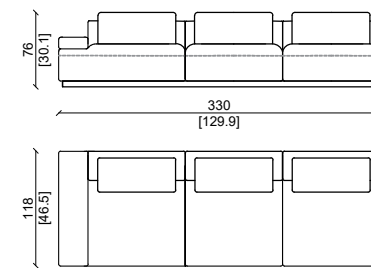
Backrest cushions: soft filling with sterilized natural goose down, with a polyurethane foam core.

Upholstery: high-quality leather or fabrics from the exclusive Ulivi Salotti collection, available in various categories.

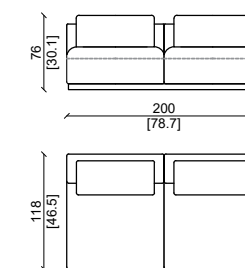
Backrest and armrest structure: covered with handwoven fabric and leather braid, or entirely in leather, available in Ulivi Salotti categories.

Base: wood, painted black.

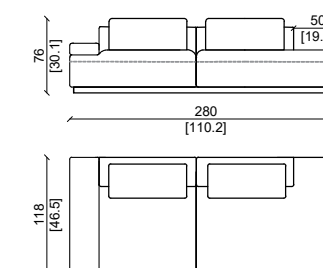
DOMINO XL_330 ARM



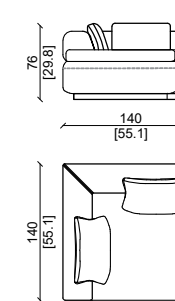
DOMINO XL_200 ELEMENT



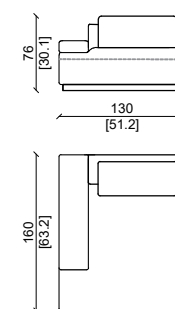
DOMINO XL_280 HORIZONTAL



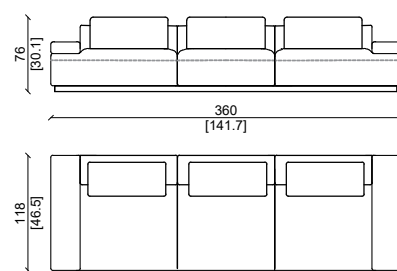
DOMINO XL_140 CORNER



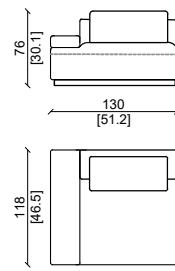
DOMINO XL_130 CHAISE



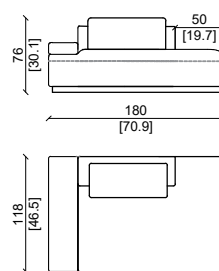
DOMINO XL_360 SOFA



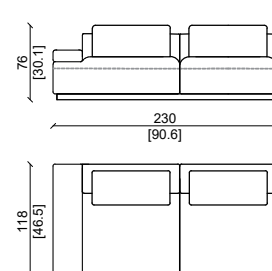
DOMINO XL_130 ARM



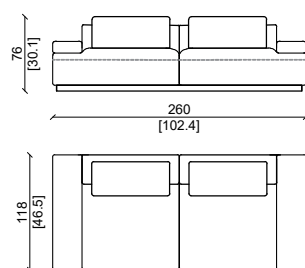
DOMINO XL_180 HORIZONTAL



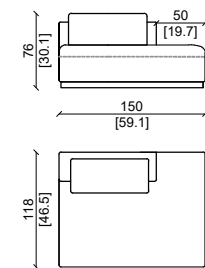
DOMINO XL_230 ARM



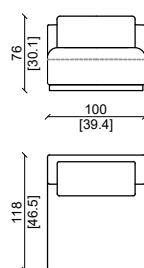
DOMINO XL_260 SOFA



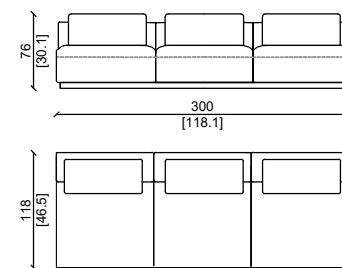
DOMINO XL_150 MERIDIANA



DOMINO XL_100 ELEMENT



DOMINO XL_300 ELEMENT



Divano realizzato in grasse smeraldo con treccia in tessuto Gombo Artico e piping in grasse smeraldo.
Sofa upholstered with grasse smeraldo leather and handmade braid backrest made in Artico Gombo fabric, and grasse smeraldo leather piping.



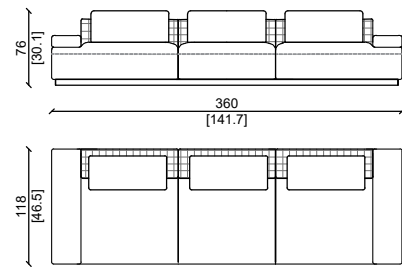
DOMINO XL

Design: Castello Lagravinese Studio

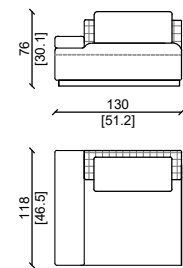
DIVANO - SOFA

SCHIENALE CON TRECCIA/BACKREST WITH BRAID

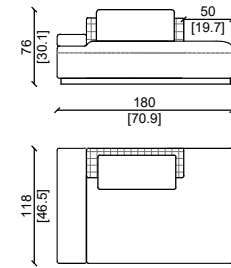
DOMINO XL_360 SOFA



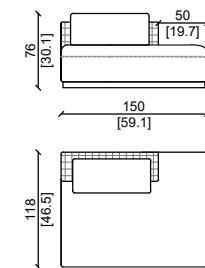
DOMINO XL_130 ARM



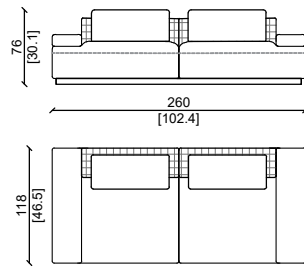
DOMINO XL_180 HORIZONTAL



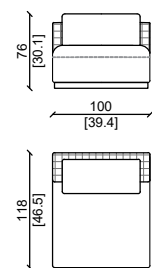
DOMINO XL_150 MERIDIANA



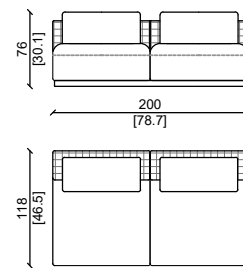
DOMINO XL_260 SOFA



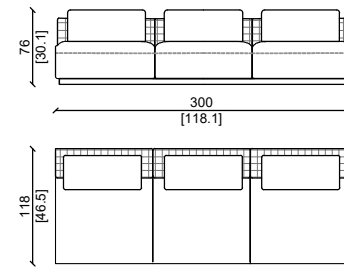
DOMINO XL_100 ELEMENT



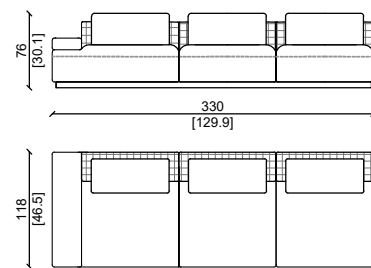
DOMINO XL_200 ELEMENT



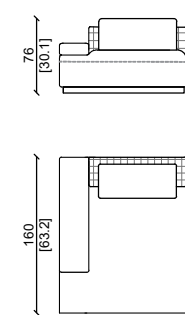
DOMINO XL_300 ELEMENT



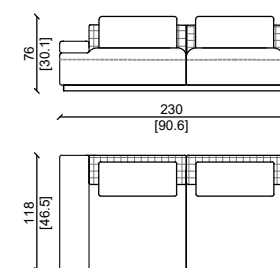
DOMINO XL_330 ARM



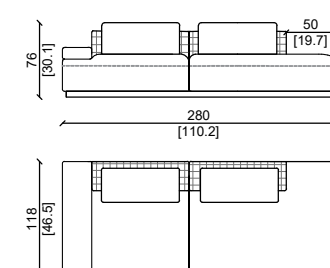
DOMINO XL_130 CHAISE



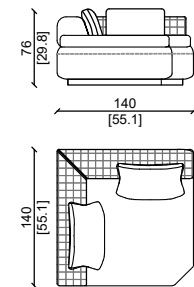
DOMINO XL_230 ARM



DOMINO XL_280 HORIZONTAL



DOMINO XL_140 CORNER



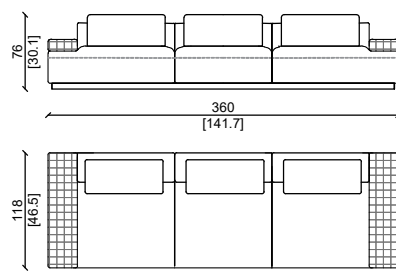
Divano realizzato in grasse smeraldo con treccia in tessuto Gombo Artico e piping in grasse smeraldo.
Sofa upholstered with grasse smeraldo leather and handmade braid backrest made in Artico Gombo fabric, and grasse smeraldo leather piping.

DOMINO XL

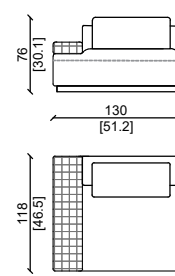
Design: Castello Lagravinese Studio

BRACCIOLA CON TRECCIA/ ARM WITH BRAID

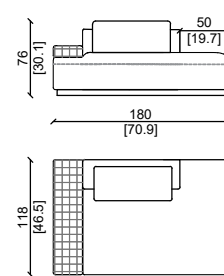
DOMINO XL_360 SOFA



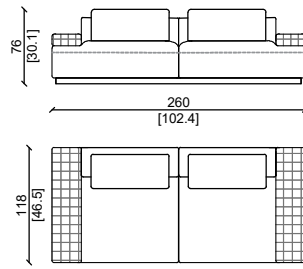
DOMINO XL_130 ARM



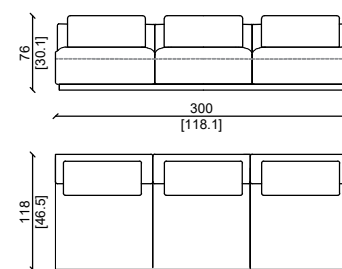
DOMINO XL_180 HORIZONTAL



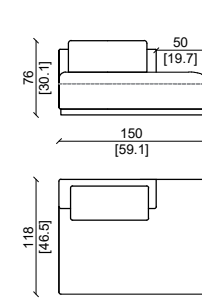
DOMINO XL_260 SOFA



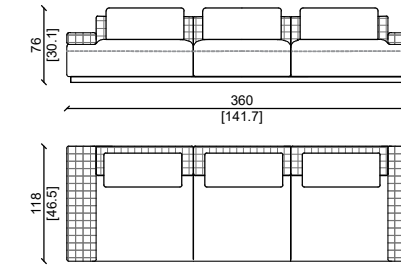
DOMINO XL_300 ELEMENT



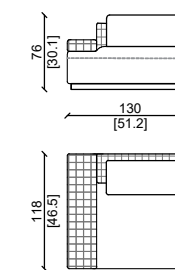
DOMINO XL_150 MERIDIANA



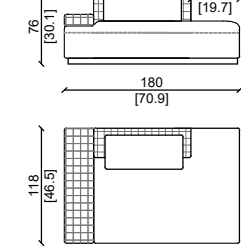
DOMINO XL_360 SOFA



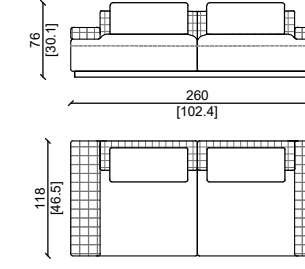
DOMINO XL_130 ARM



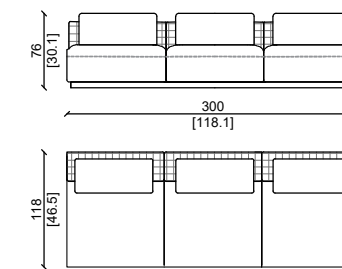
DOMINO XL_180 HORIZONTAL



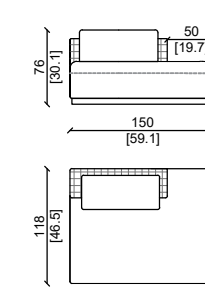
DOMINO XL_260 SOFA



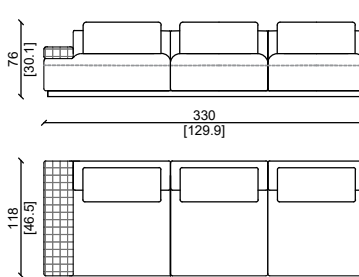
DOMINO XL_300 ELEMENT



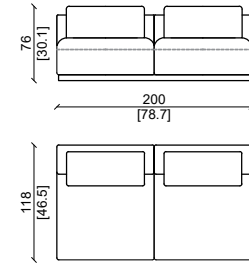
DOMINO XL_150 MERIDIANA



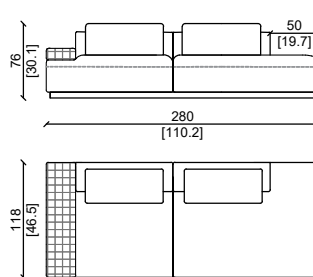
DOMINO XL_330 ARM



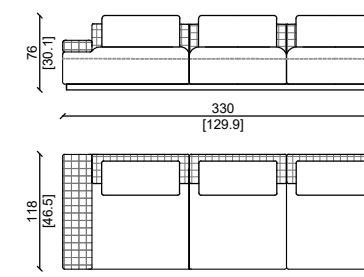
DOMINO XL_200 ELEMENT



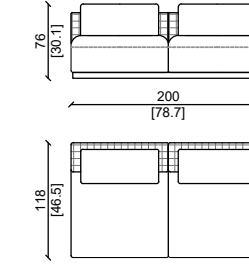
DOMINO XL_280 HORIZONTAL



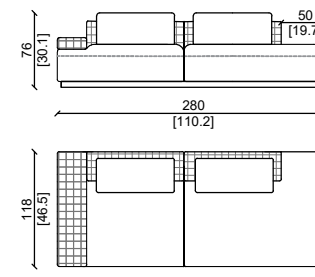
DOMINO XL_330 ARM



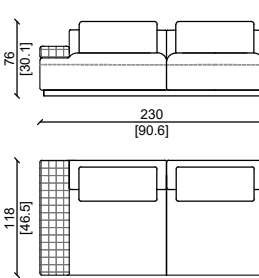
DOMINO XL_200 ELEMENT



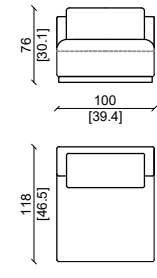
DOMINO XL_280 HORIZONTAL



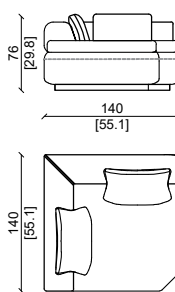
DOMINO XL_230 ARM



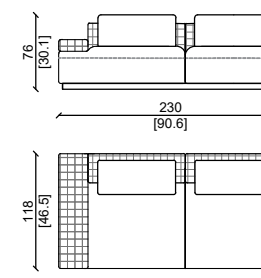
DOMINO XL_100 ELEMENT



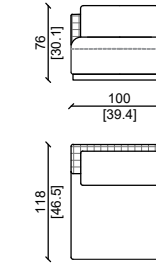
DOMINO XL_140 CORNER



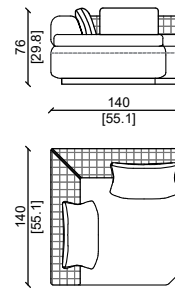
DOMINO XL_230 ARM



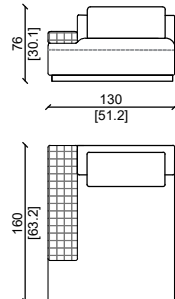
DOMINO XL_100 ELEMENT



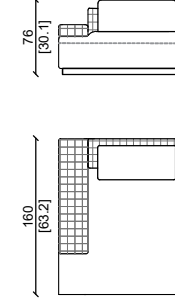
DOMINO XL_140 CORNER



DOMINO XL_130 CHAISE



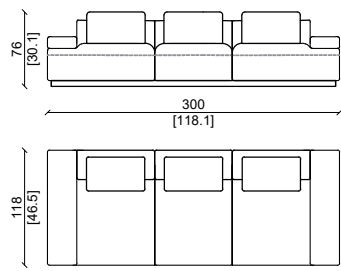
DOMINO XL_130 CHAISE



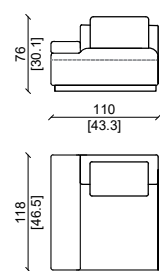
DOMINO L

Design: Castello Lagravinese Studio

DOMINO L_300 SOFA

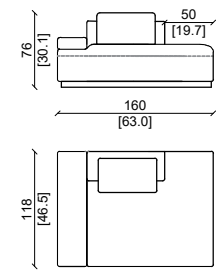


DOMINO L_110 ARM

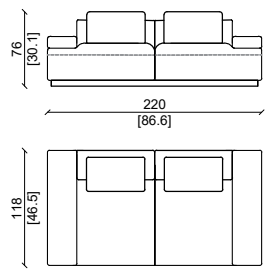


SENZA TRECCIA/WITHOUT BRAID

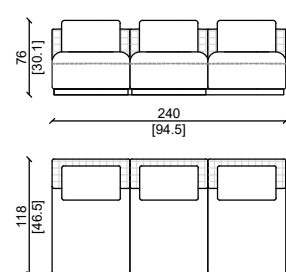
DOMINO L_160 HORIZONTAL



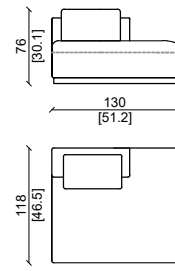
DOMINO L_220 SOFA



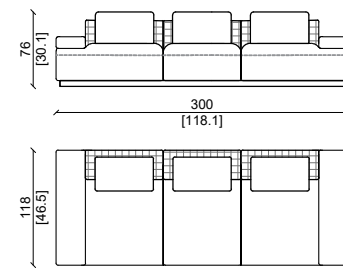
DOMINO L_240 ELEMENT



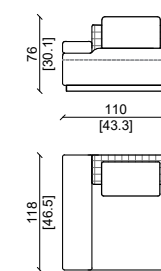
DOMINO L_130 MERIDIANA



DOMINO L_300 SOFA

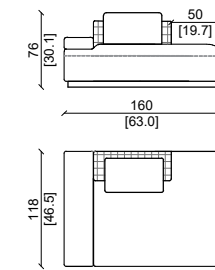


DOMINO L_110 ARM

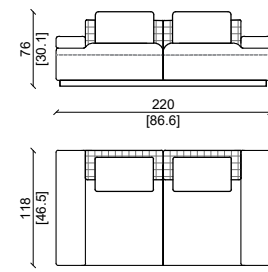


SCHIENALE CON TRECCIA BACKREST WITH BRAID

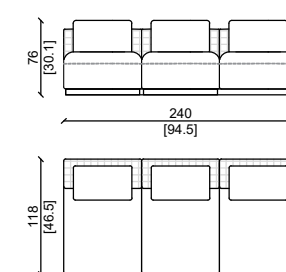
DOMINO L_160 HORIZONTAL



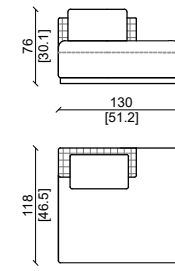
DOMINO L_220 SOFA



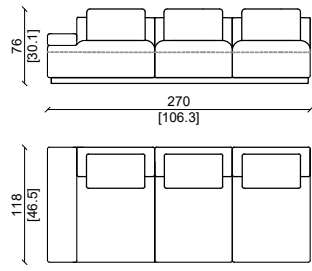
DOMINO L_240 ELEMENT



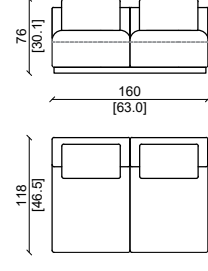
DOMINO L_130 MERIDIANA



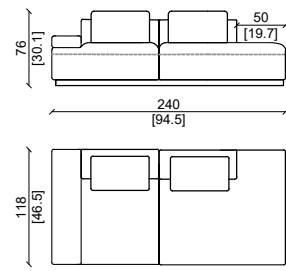
DOMINO L_270 ARM



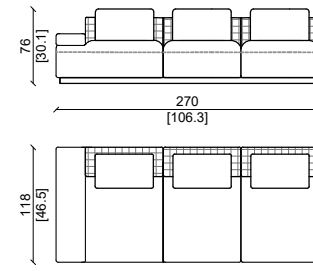
DOMINO L_160 ELEMENT



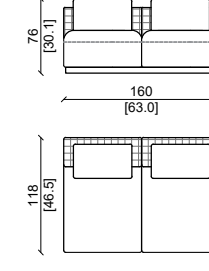
DOMINO L_240 HORIZONTAL



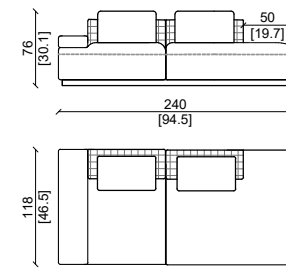
DOMINO L_270 ARM



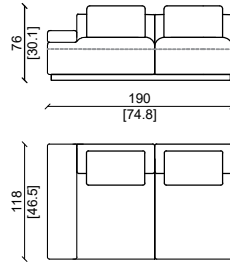
DOMINO L_160 ELEMENT



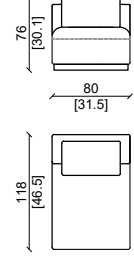
DOMINO L_240 HORIZONTAL



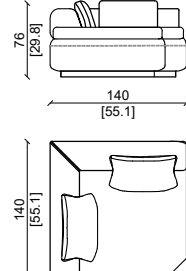
DOMINO L_190 ARM



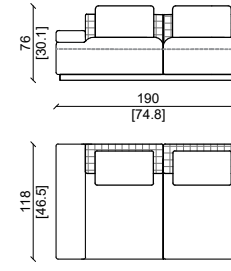
DOMINO L_80 ELEMENT



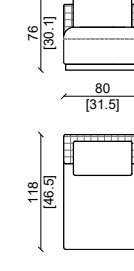
DOMINO XL_140 CORNER



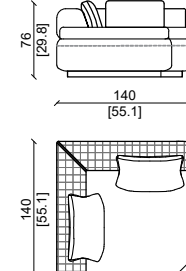
DOMINO L_190 ARM



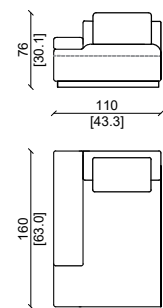
DOMINO L_80 ELEMENT



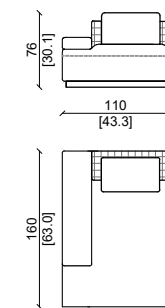
DOMINO XL_140 CORNER



DOMINO L_110 CHAISE



DOMINO L_110 CHAISE

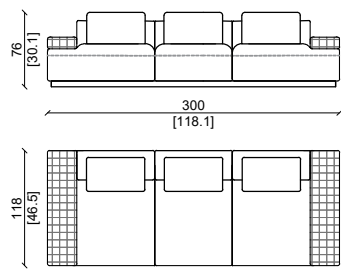


DOMINO L

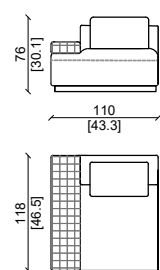
Design: Castello Lagravinese Studio

BRACCIOLINO CON TRECCIA ARMREST WITH BRAID

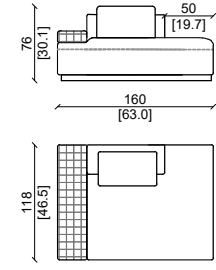
DOMINO L_300 SOFA



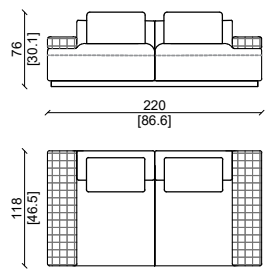
DOMINO L_110 ARM



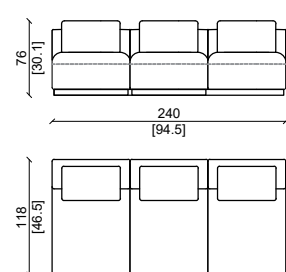
DOMINO L_160 HORIZONTAL



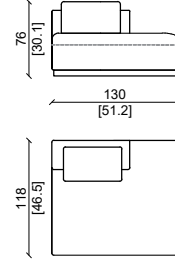
DOMINO L_220 SOFA



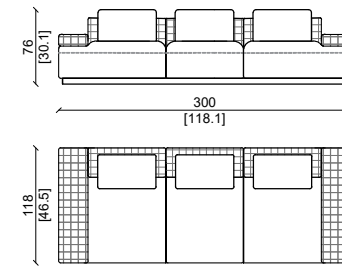
DOMINO L_240 ELEMENT



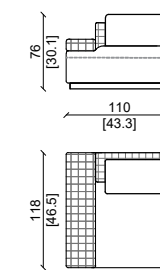
DOMINO L_130 MERIDIANA



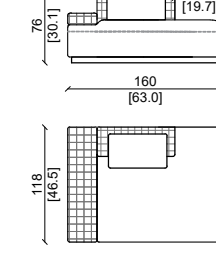
DOMINO L_300 SOFA



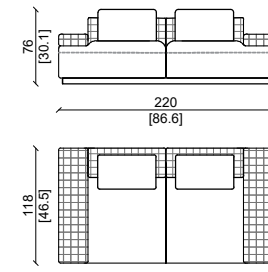
DOMINO L_110 ARM



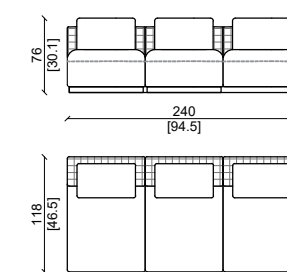
DOMINO L_160 HORIZONTAL



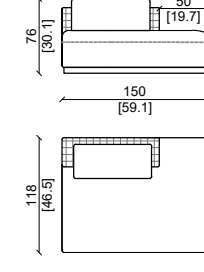
DOMINO L_220 SOFA



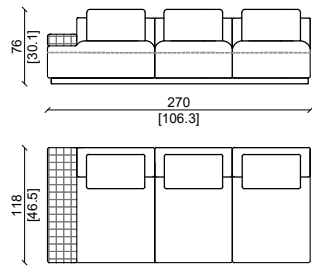
DOMINO L_240 ELEMENT



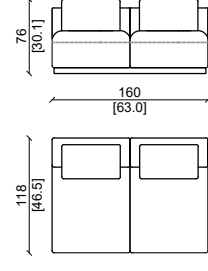
DOMINO L_130 MERIDIANA



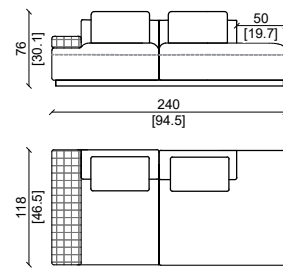
DOMINO L_270 ARM



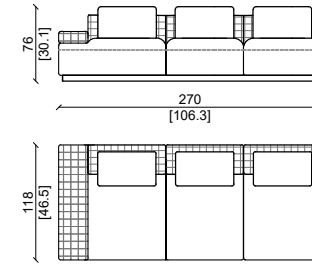
DOMINO L_160 ELEMENT



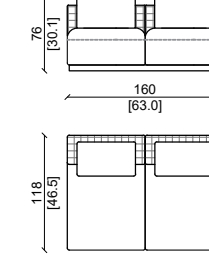
DOMINO L_240 HORIZONTAL



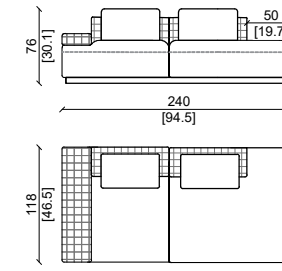
DOMINO L_270 ARM



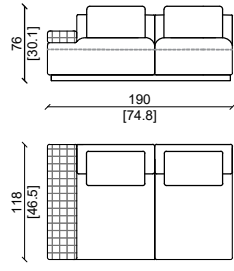
DOMINO L_160 ELEMENT



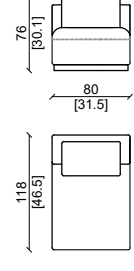
DOMINO L_240 HORIZONTAL



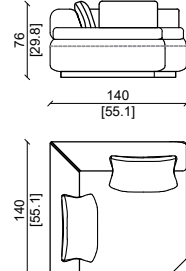
DOMINO L_190 ARM



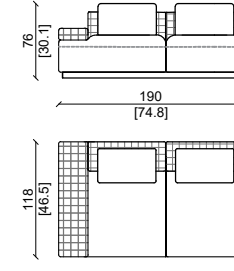
DOMINO L_80 ELEMENT



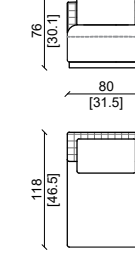
DOMINO XL_140 CORNER



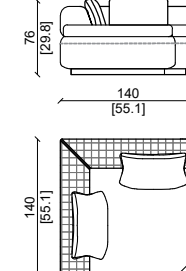
DOMINO L_190 ARM



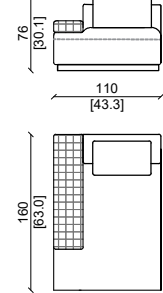
DOMINO L_80 ELEMENT



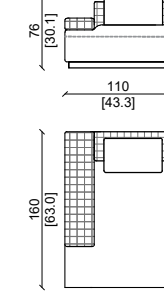
DOMINO XL_140 CORNER



DOMINO L_110 CHAISE



DOMINO L_110 CHAISE



PLAF XL

Design: Castello Lagravinese Studio

DIVANO - SOFA

CARATTERISTICHE TECNICHE:

Struttura interna: struttura portante multistrato.

Cuscini della seduta: imbottitura con piuma d'oca, memory foam e schiuma poliuretanic a densità differenziata per assicurare il massimo comfort. Cuscini dello schienale: imbottitura soft con piuma d'oca naturale sterilizzata, con anima in schiuma poliuretanic a.

Rivestimento: pelli o tessuti di alta qualità della gamma esclusiva Ulivi Salotti, disponibili in varie categorie.

Struttura perimetrale rivestita in pelle intrecciata a mano, disponibile nella categoria cuoio

Base in legno verniciato di nero.

PRODUCT TECHNICAL SHEET:

Internal structure: supporting frame in multi-layered wood.

Padding seat cushions: filled with sterilized natural goose down, memory foam, and polyurethane foam with differentiated densities to ensure maximum comfort. Back cushions: soft padding in sterilized natural goose down with a polyurethane foam core.

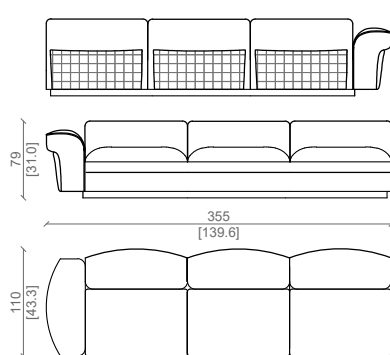
Upholstery: high-quality leathers or fabrics from the exclusive Ulivi Salotti collection, available in various categories.

Perimeter structure: upholstered in hand-woven leather, available in the cuoio leather category.

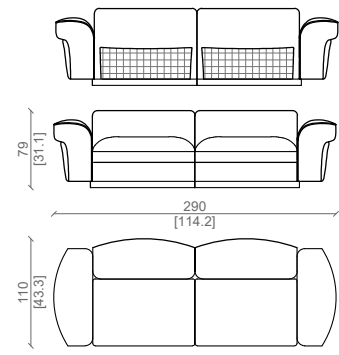
Base: Wooden base finished in black lacquer.

CON TRECCIA/ WITH BRAID

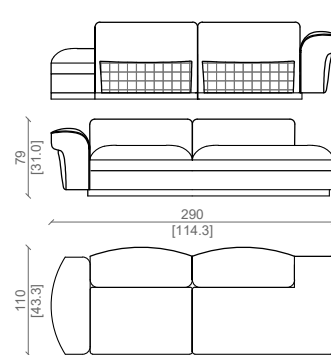
PLAFXL_355



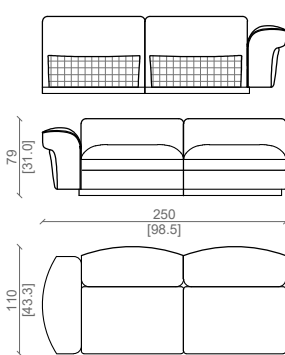
PLAFXL_SOFA 290



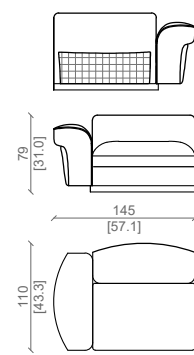
PLAFXL_290



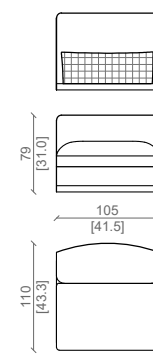
PLAFXL_250



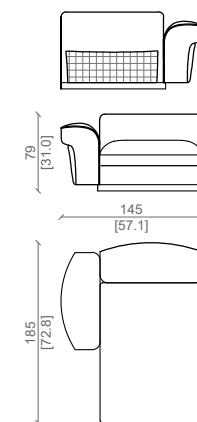
PLAFXL 145



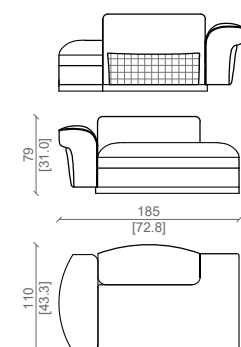
PLAFXL_105



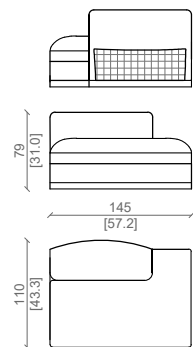
PLAFXL_185 CHAISE LOUNGE



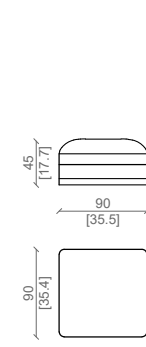
PLAFXL_185 HORIZONTAL



PLAFXL_MERIDIANA

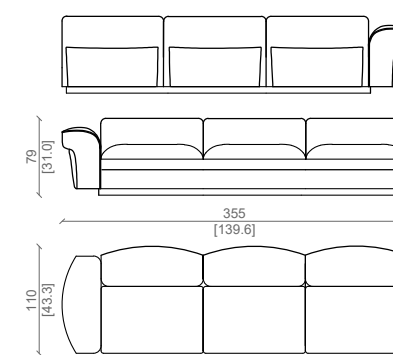


PLAFXL_POUF

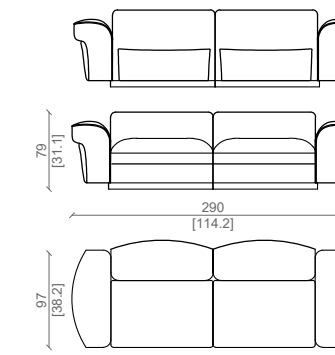


SENZA TRECCIA/ WITHOUT BRAID

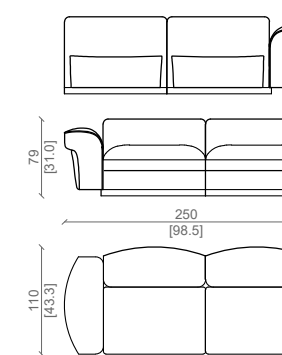
PLAFXL_355



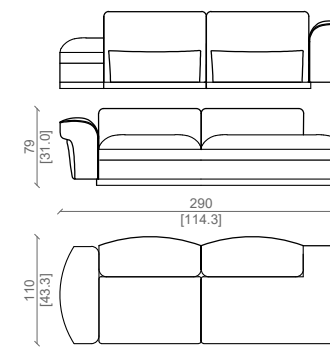
PLAFXL_SOFA 290



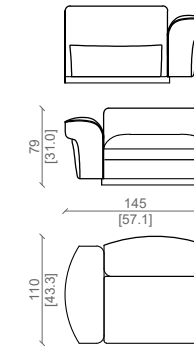
PLAFXL_250



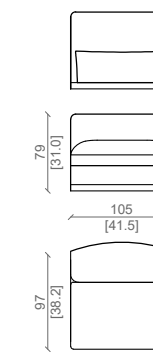
PLAFXL_290



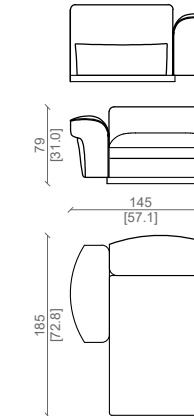
PLAFXL_145



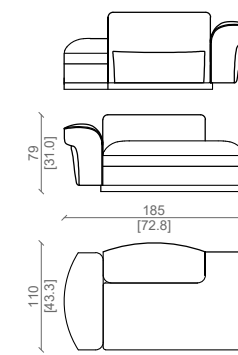
PLAFXL_105



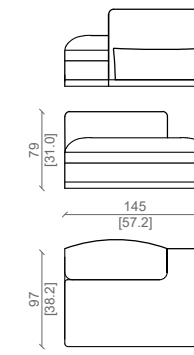
PLAFXL_185 CHAISE LOUNGE



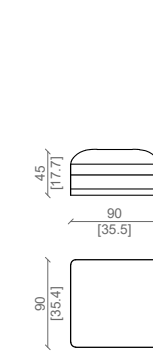
PLAFXL_185 HORIZONTAL



PLAFXL_MERIDIANA



PLAFXL_POUF



Grasse birra e treccia in cuoio sandalo.
Grasse birra leather, and braid cuoio sandalo.

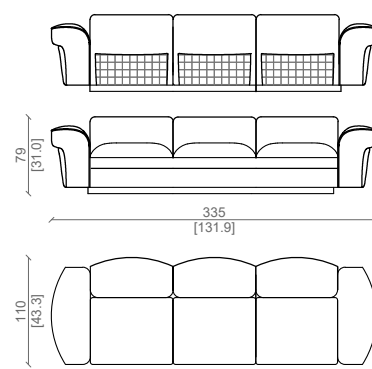
PLAF L

Design: Castello Lagravinese Studio

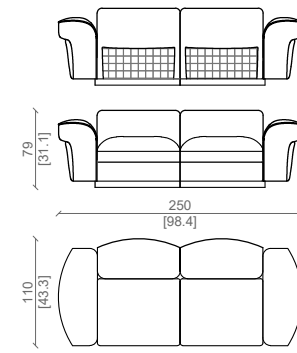
CON TRECCIA/ WITH BRAID

DIVANO - SOFA

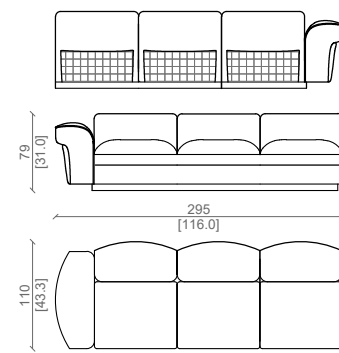
PLAFL_335



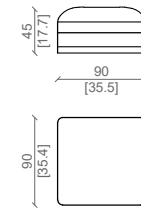
PLAFL_SOFA250



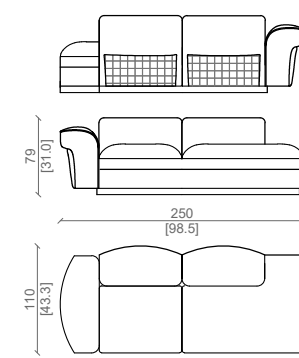
PLAFL_295



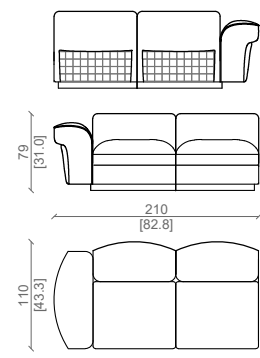
PLAFXL_POUF



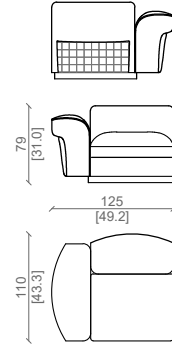
PLAFL_250



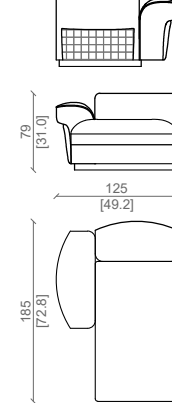
PLAFL_210



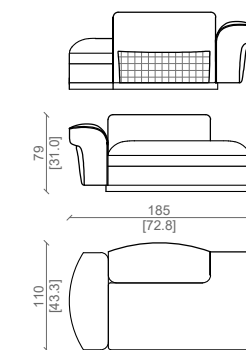
PLAFL_125



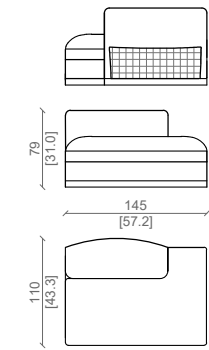
PLAFL_165 CHAISE LONGUE



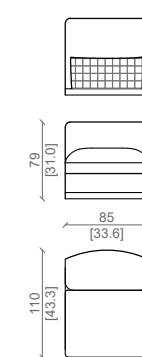
PLAFXL_185 HORIZONTAL



PLAFXL_MERIDIANA



PLAFL_85



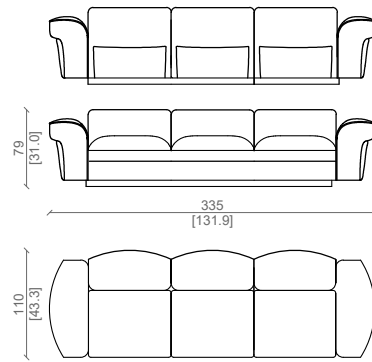
PLAF L

Design: Castello Lagravinese Studio

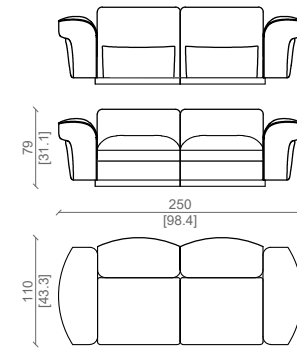
DIVANO - SOFA

SENZA TRECCIA/WITHOUT BRAID

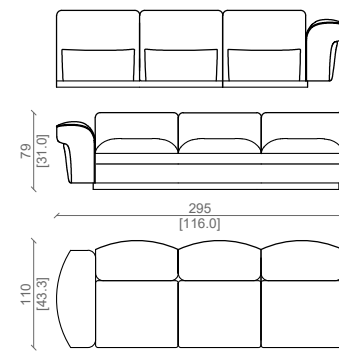
PLAFL_335



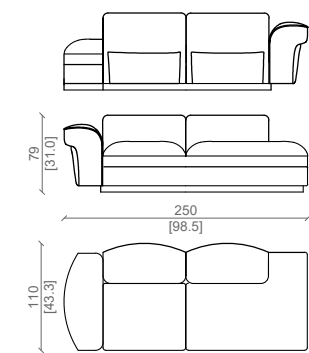
PLAFL_SOFA 250



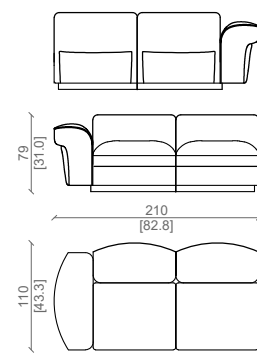
PLAFL_295



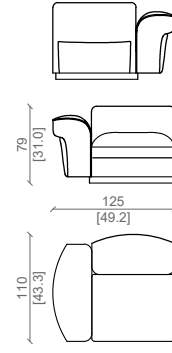
PLAFL_250



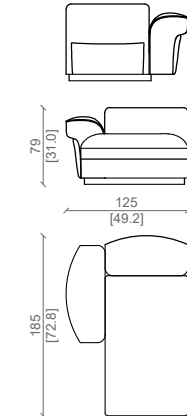
PLAFL_210



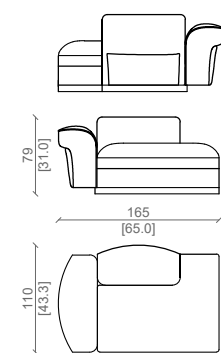
PLAFL_125



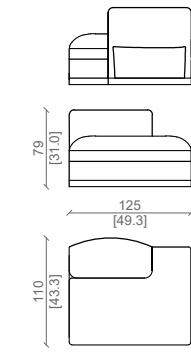
PLAFL_165 CHAISE LONGUE



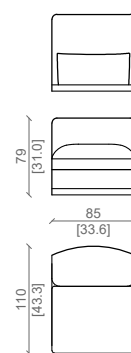
PLAFL_165 HORIZONTAL



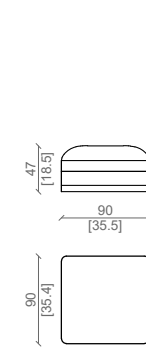
PLAFL_125 MERIDIANA



PLAFL_85



PLAFL_POUF



BOOGIE

Design: Castello Lagravinese Studio

DIVANO - SOFA

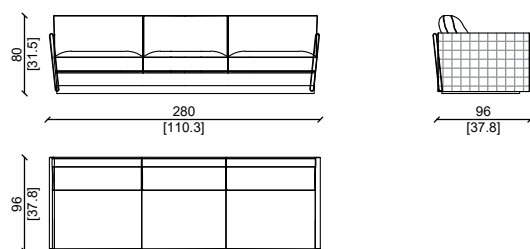
CARATTERISTICHE TECNICHE:

Struttura interna: Struttura portante multistrato.
Imbottitura : Cuscini della seduta: Piuma d'oca naturale sterilizzata, memory foam e schiuma poliuretanica a densità differenziata per assicurare il massimo comfort.
Cuscini dello schienale : Imbottitura soft con piuma d'oca naturale sterilizzata, con anima in schiuma poliuretanica.
Rivestimento : Pelli o tessuti di alta qualità della gamma esclusiva ulivi salotti , disponibili in varie categorie.
Struttura perimetrale rivestita in pelle intrecciata a mano , disponibile nella categoria cuoio.
Inserto nel bracciolo disponibile in pelle, legno , metallo.
Base di legno verniciata di nero.

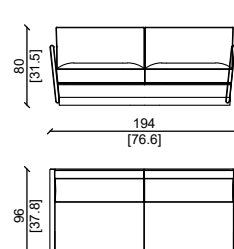
PRODUCT TECHNICAL SHEET:

Internal structure: Multi-layer load-bearing structure.
Padding: Seat cushions: Sterilized natural goose down, memory foam and differentiated density polyurethane foam to ensure maximum comfort. Back cushions: Soft padding with sterilized natural goose down, with polyurethane foam core. Cover: Leather or high quality fabrics from the exclusive Ulivi Salotti range, available in various categories.
Perimeter structure covered in hand-woven leather, available in the leather category.
Insert in the armrest available in leather, wood, metal.
Wooden base painted black.

B00 275



B00 190



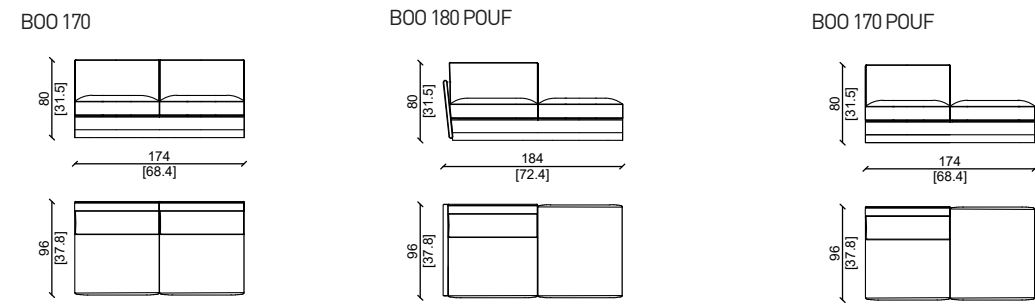
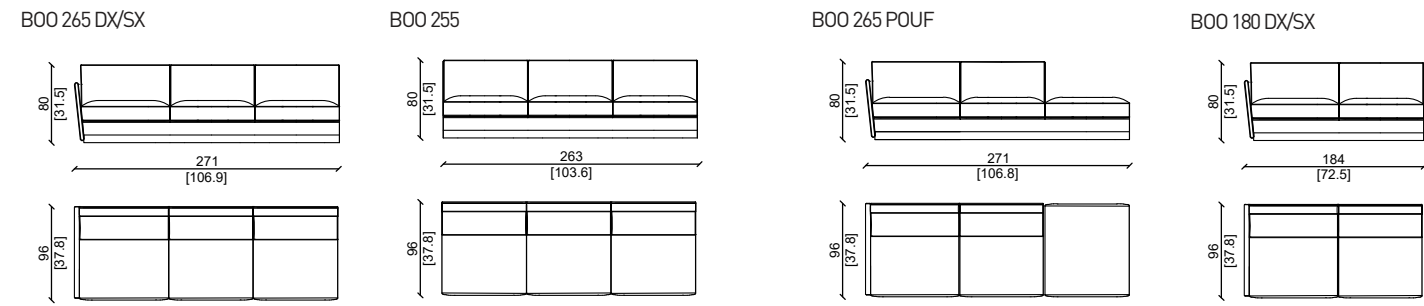
Cuscini in grasse carrara, struttura esterna in cuoio sandalo.
Cushions made in grasse carrara, structure in cuoio sandalo leather.



BOOGIE

Design: Castello Lagravinese Studio

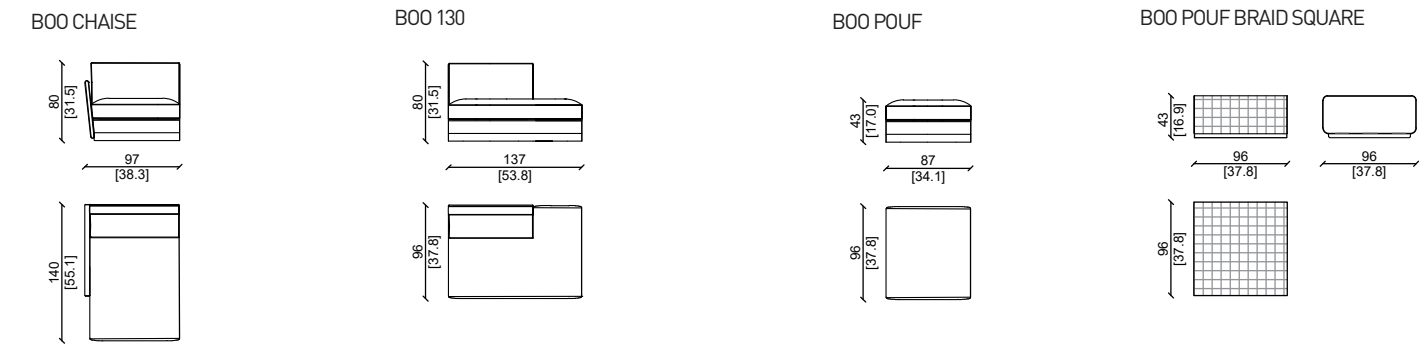
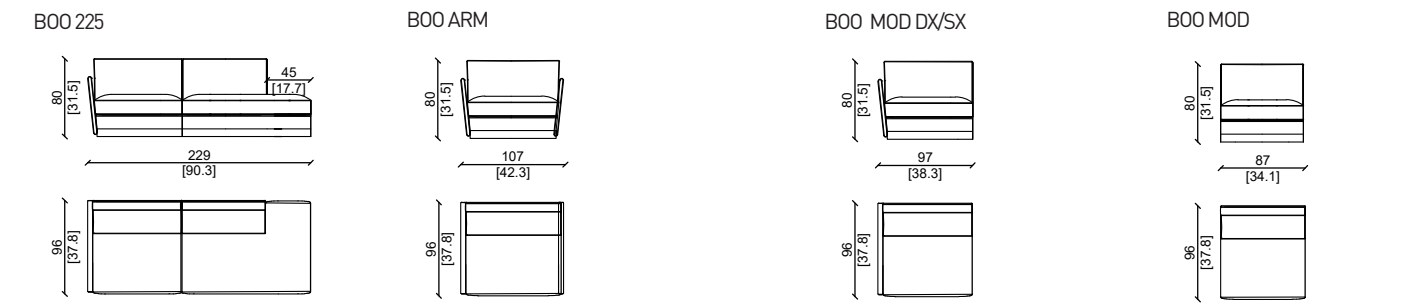
DIVANO - SOFA



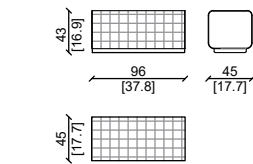
BOOGIE

Design: Castello Lagravinese Studio

DIVANO - SOFA



B00 POUF BRAID RECTANGULAR



Cuscini in grasse pietra, struttura esterna in cuoio mattone.
Cushions made in grasse pietra, structure in cuoio mattone leather.

ZIGLY

Design: Castello Lagravinese Studio

DIVANO - SOFA

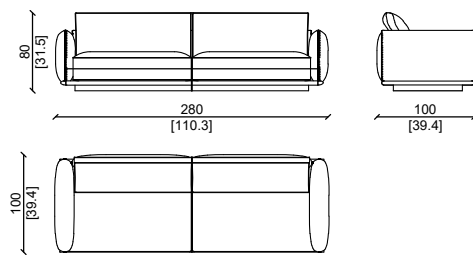
CARATTERISTICHE TECNICHE:

Struttura interna: Struttura portante multistrato.
Imbottitura : Cuscini della seduta: Piuma d'oca naturale sterilizzata, memory foam e schiuma poliuretana a densità differenziata per assicurare il massimo comfort.
Cuscini dello schienale : Imbottitura soft con piuma d'oca naturale sterilizzata, con anima in schiuma poliuretana.
.Rivestimento : Pelli o tessuti di alta qualità della gamma esclusiva ulivi salotti , disponibili in varie categorie.
Base perimetrale in massello di noce rivestita in pelle, disponibile in diverse finiture.
Base di legno verniciata di nero.

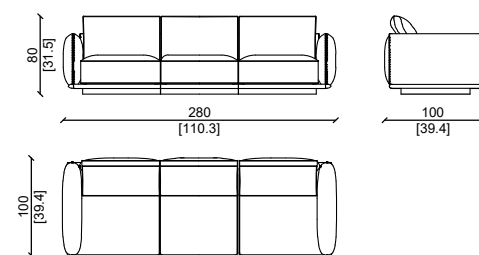
PRODUCT TECHNICAL SHEET:

Internal structure: Multilayer bearing structure. Padding :
Seat cushions: Natural sterilized goose down, memory foam and polyurethane foam of different densities to ensure maximum comfort. Back cushions: Soft padding with natural sterilized goose feathers, with polyurethane foam core. Upholstery : Leather or high-quality fabrics from the exclusive Ulivi Salotti range, available in various categories. Perimeter base in solid walnut covered in leather, available in different finishes.
Black painted wooden base.

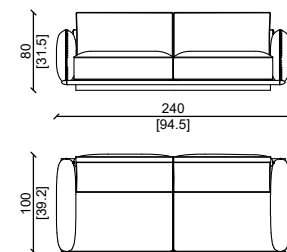
ZIG XL 280



ZIG M 280



ZIG L 240



Cuscini e struttura in grasse smeraldo, base rivestita in cuoio malva e noce americano.
Cushion and structure made in grasse smeraldo, cuoio malva upholstered base and american walnut.

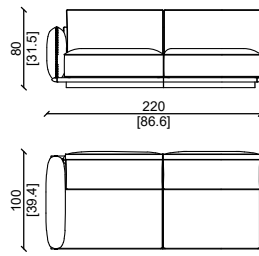


ZIGLY L

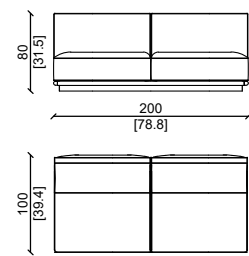
Design: Castello Lagravinese Studio

DIVANO - SOFA

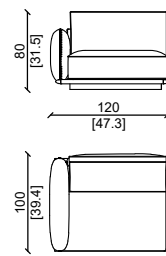
ZIG L DX/SX 220



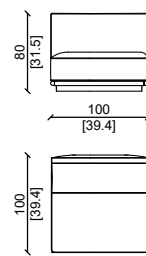
ZIG L 200



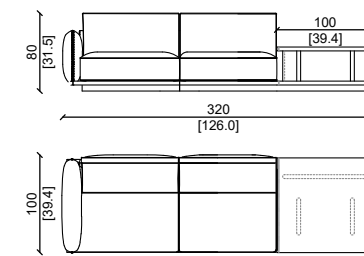
ZIG L MOD DX/SX



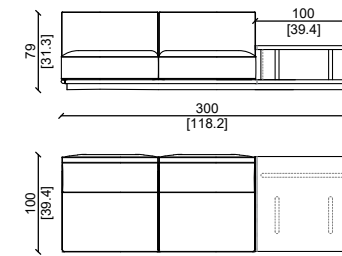
ZIG L MOD



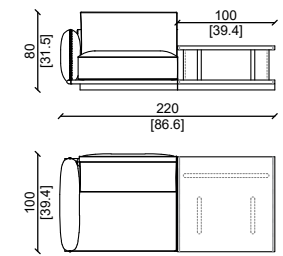
ZIG L CT 320



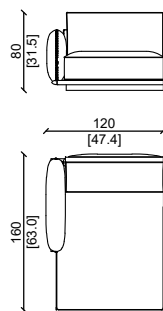
ZIG L CT 300



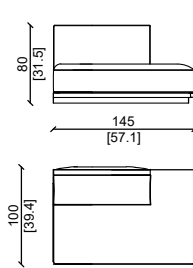
ZIG L CT 220



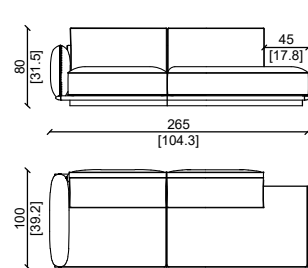
ZIG L CH



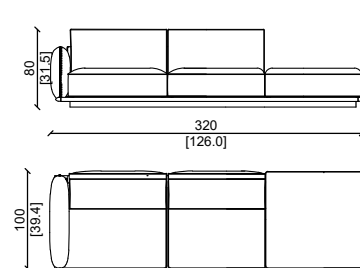
ZIG L MED



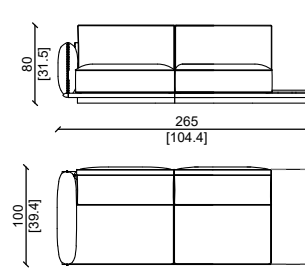
ZIG L MED 265



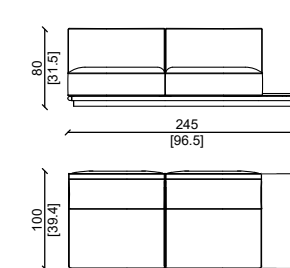
ZIG L POUF 320



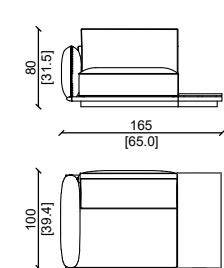
ZIG L ST 265



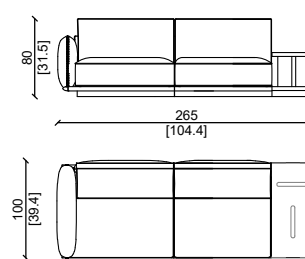
ZIG L ST 245



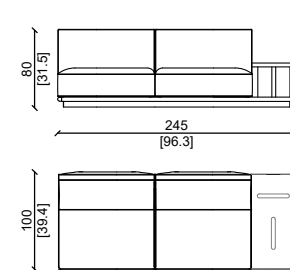
ZIG L ST 165



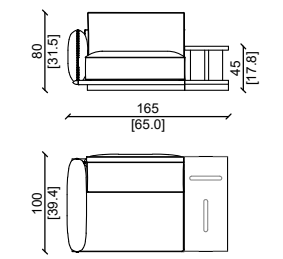
ZIG L CT 265



ZIG L CT 245



ZIG L CT 165



Cuscini e struttura in grasse smeraldo, base rivestita in cuoio malva e noce americano.
Cushion and structure made in grasse smeraldo, cuoio malva upholstered base and american walnut.

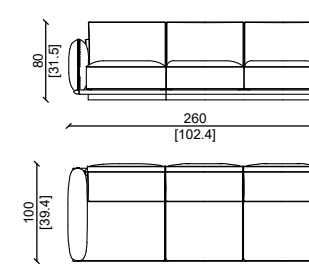
ZIGLY M

Design: Castello Lagravinese Studio

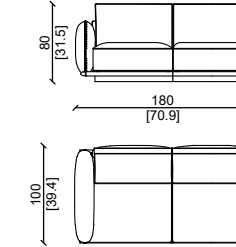
DIVANO - SOFA



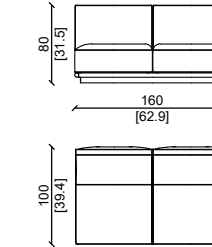
ZIG M 260 DX/SX



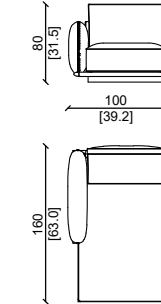
ZIG M DX/SX 180



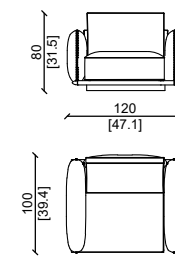
ZIG M 160



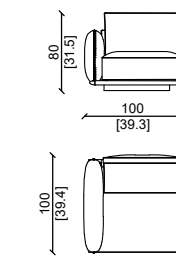
ZIG M CH



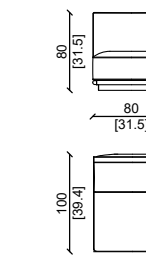
ZIG M ARM



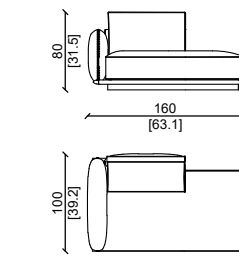
ZIG M MOD DX/SX



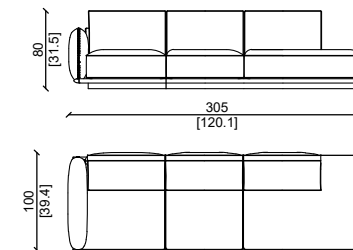
ZIG M MOD



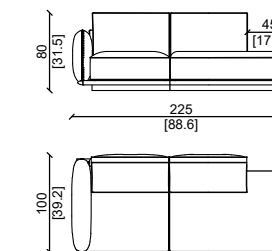
ZIG M CH OR



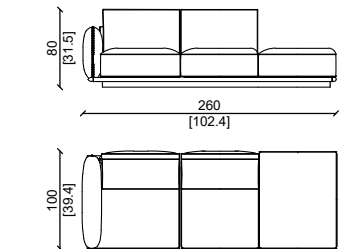
ZIG M MED 305



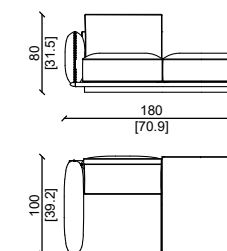
ZIG M MED 225



ZIG M POUF 260



ZIG M POUF 180

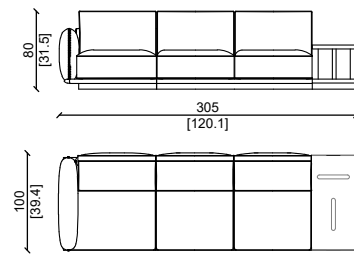


ZIGLY M

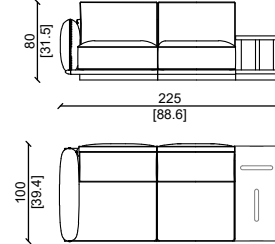
Design: Castello Lagravinese Studio

DIVANO - SOFA

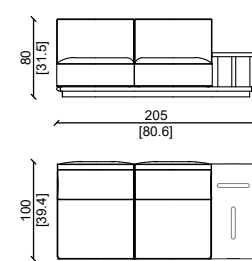
ZIG M CT 305



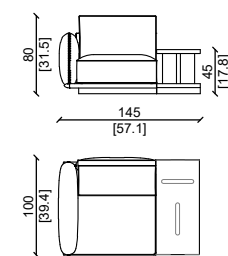
ZIG M CT 225



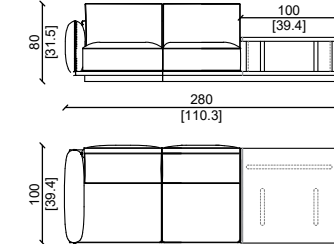
ZIG M CT 205



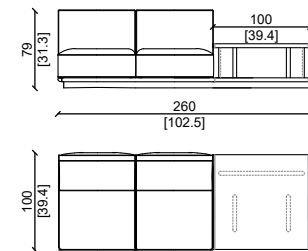
ZIG M CT 145



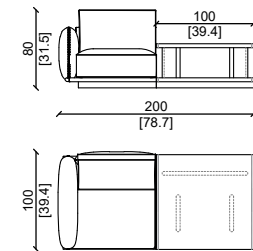
ZIG M CT 280



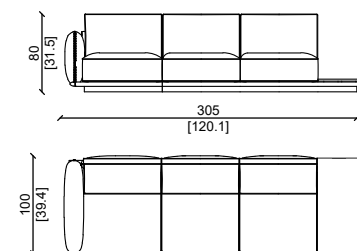
ZIG M CT 260



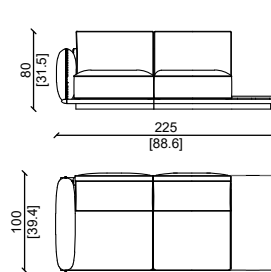
ZIG M CT 200



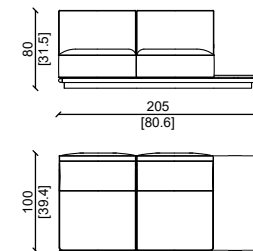
ZIG M ST 305



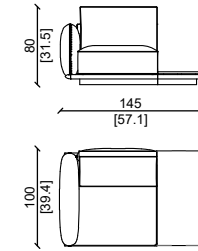
ZIG M ST 225



ZIG M ST 205



ZIG M ST 145



PERSIVAL

Design: Castello Lagravinese Studio

DIVANO - SOFA

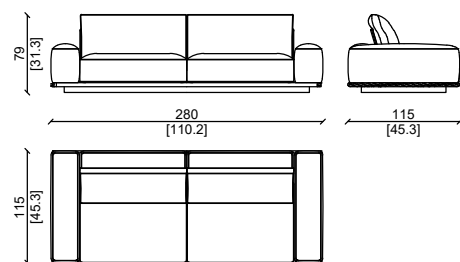
CARATTERISTICHE TECNICHE:

Struttura interna: Struttura portante multistrato.
Imbottitura : Cuscini della seduta: Piuma d'oca naturale sterilizzata, memory foam e schiuma poliuretanic a densità differenziata per assicurare il massimo comfort.
Cuscini dello schienale : Imbottitura soft con piuma d'oca naturale sterilizzata, con anima in schiuma poliuretanic a.
Rivestimento : Pelli o tessuti di alta qualità della gamma esclusiva ulivi salotti , disponibili in varie categorie.
Base perimetrale in massello di noce rivestita in pelle, disponibile in diverse finiture.
Base di legno verniciata di nero.

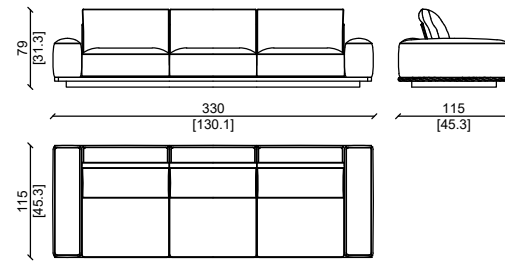
PRODUCT TECHNICAL SHEET:

Internal structure: Multilayer bearing structure.
Padding : Seat cushions: Natural sterilized goose down, memory foam and polyurethane foam of different densities to ensure maximum comfort. Back cushions: Soft padding with natural sterilized goose feathers, with polyurethane foam core.
Upholstery : Leather or high-quality fabrics from the exclusive Ulivi Salotti range, available in various categories.
Perimeter Base in solid walnut covered in leather, available in different finishes.
Black painted wooden base.

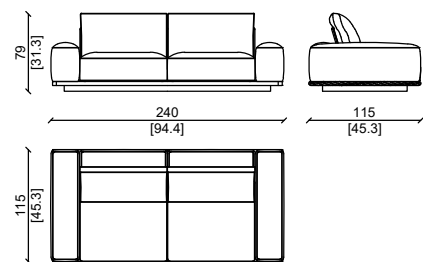
PERS XL 280



PERS L 330



PERS L 240



PERSIVAL PORTARIVISTE - MAGAZINE RACK



Cuscini e struttura in grasse smeraldo, base rivestita in cuoio malva e noce americano.
Cushion and structure made in grasse smeraldo, cuoio malva upholstered base and american walnut.

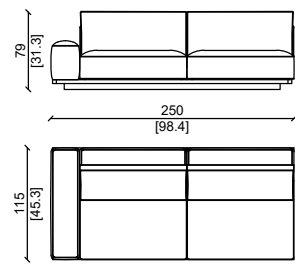


PERSIVAL XL

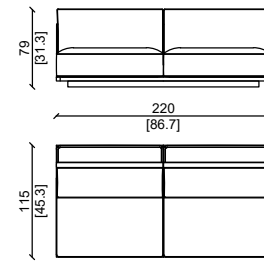
Design: Castello Lagravinese Studio

DIVANO - SOFA

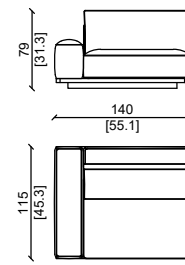
PERS XL 250 SX/DX



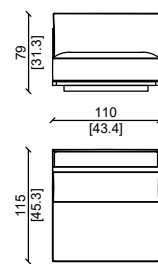
PERS XL 220 SX/DX



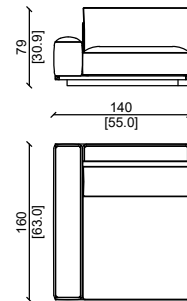
PERS XL 140 SX/DX



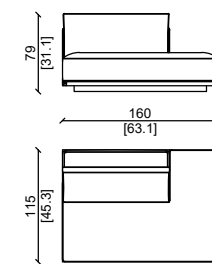
PERS XL 110 MOD



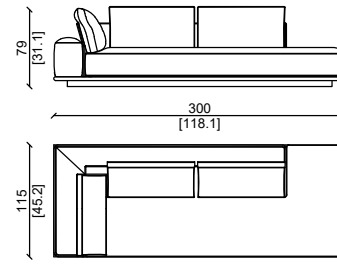
PERS XL 140 CHAISE SX/DX



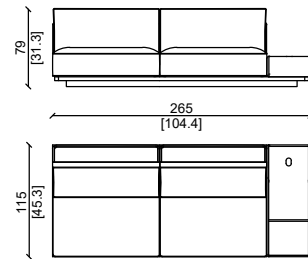
PERS XL 155 SX/DX



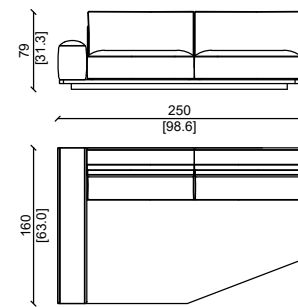
PERS XL 300 SX/DX



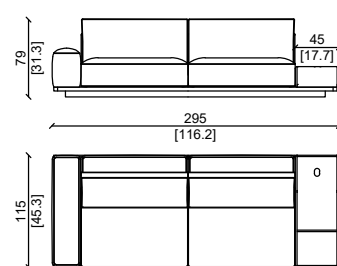
PERS XL 265 CT SX/DX



PERS XL CORNER



PERS XL 295 CT SX/DX

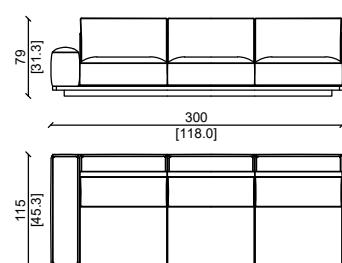


PERSIVAL L

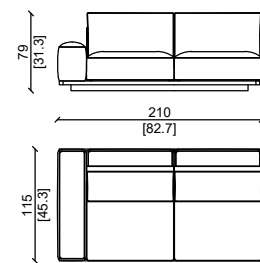
Design: Castello Lagravinese Studio

DIVANO - SOFA

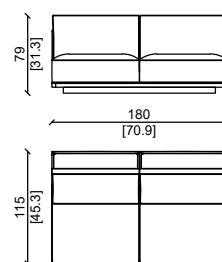
PERS L 300



PERS L 210 SX/DX



PERS L 180 SX/DX



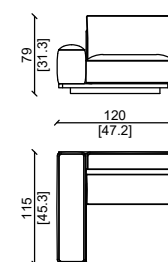
PERSIVAL L

Design: Castello Lagravinese Studio

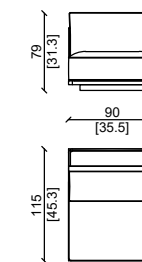
DIVANO - SOFA



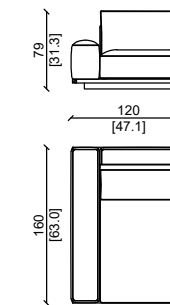
PERS L 120 SX/DX



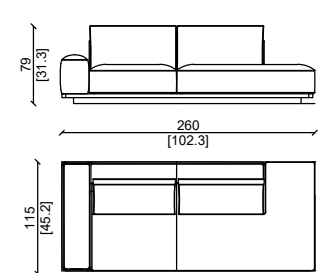
PERS L 90 SX/DX



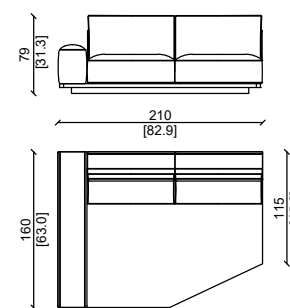
PERS L 120 LCHAISE SX/DX



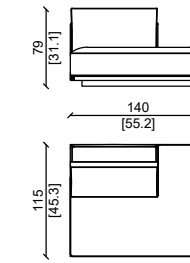
PERS L 260 SX/DX



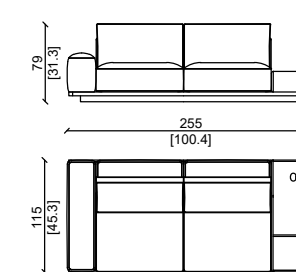
PERS L CORNER



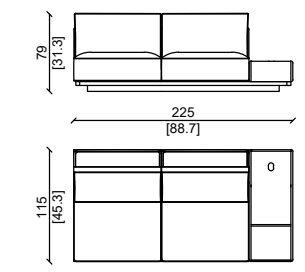
PERS L 135 SX/DX



PERS L 255 CT SX/DX



PERS L 225 CT SX/DX

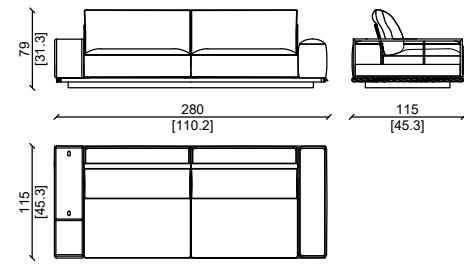


PERSIVAL ARM

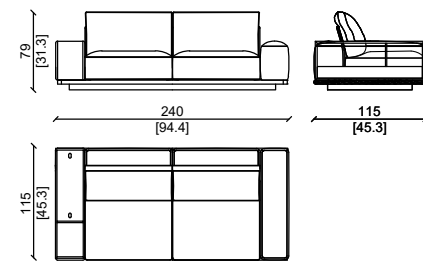
Design: Castello Lagravinese Studio

DIVANO - SOFA

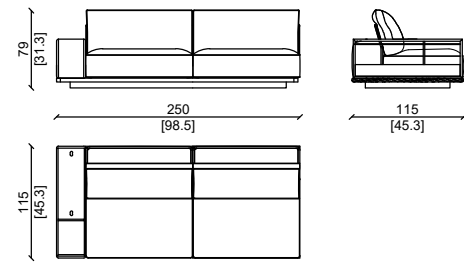
PERS XL 280 ARM +CT SX/DX



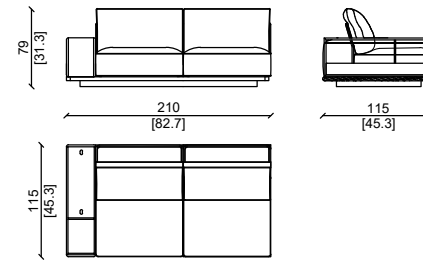
PERS L 240 ARM +CT SX/DX



PERS XL 250 ARM SX/DX



PERS L 210 ARM SX/DX



Cuscini e struttura in grasse smeraldo, base rivestita in plume malva e noce americano.
Cushion and structure made in grasse smeraldo, plume malva upholstered base and american walnut.



Cuscini e struttura in grasse smeraldo, base rivestita in plume malva e noce americano.
Cushion and structure made in grasse smeraldo, plume malva upholstered base and american walnut.

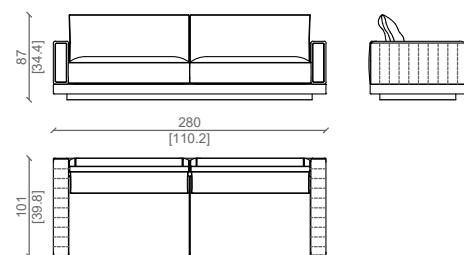
MONROE

Design: Castello Lagravinese Studio

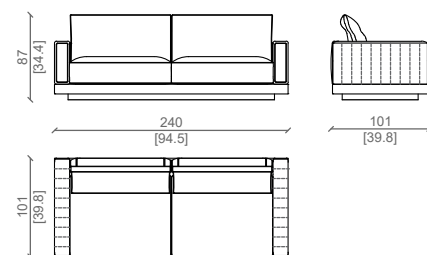
CARATTERISTICHE TECNICHE:

Struttura interna: Struttura portante multistrato.
 Imbottitura : Cuscini della seduta: Piuma d'oca naturale sterilizzata, memory foam e schiuma poliuretanica a densità differenziata per assicurare il massimo comfort.
 Cuscini dello schienale : Imbottitura soft con piuma d'oca naturale sterilizzata, con anima in schiuma poliuretanica.
 Rivestimento : Pelli o tessuti di alta qualità della gamma esclusiva ulivi salotti , disponibili in varie categorie.
 Struttura perimetrale in multistrato rivestita in pelle, disponibile in diverse finiture.
 Braccioli rivestiti con trapuntatura fatta a mano.
 Base di legno verniciata di nero.

MON XL 280



MON 240 L



DIVANO - SOFA

PRODUCT TECHNICAL SHEET:

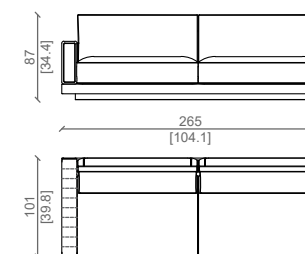
Internal structure: Multilayer bearing structure.
 Padding : Seat cushions: Natural sterilized goose down, memory foam and polyurethane foam of different densities to ensure maximum comfort. Back cushions: Soft padding with natural sterilized goose feathers, with polyurethane foam core.
 Upholstery : Leather or high-quality fabrics from the exclusive Ulivi Salotti range, available in various categories.
 Perimeter structure in plywood covered in leather, available in different finishes.
 Armrests upholstered with handmade quilting.
 Black painted wooden base.

MONROE XL

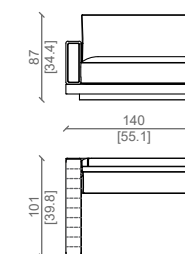
Design: Castello Lagravinese Studio

DIVANO - SOFA

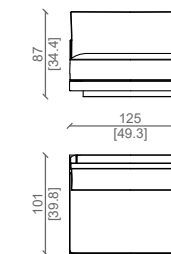
MON 265 SX/DX



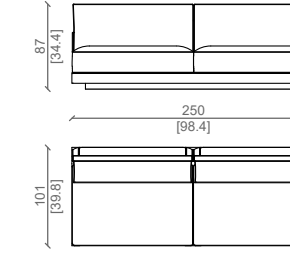
MON 140 SX/DX



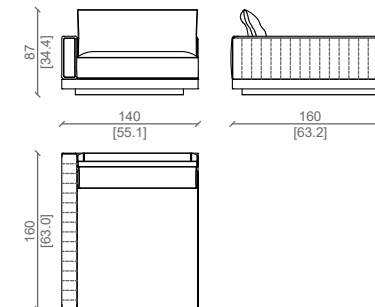
MON 125



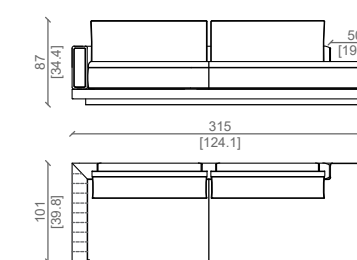
MON 250



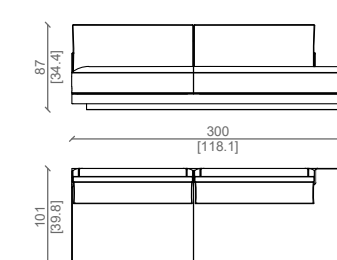
MON 140 LONGUE SX/DX



MON 315 SX/DX



MON 300 SX/DX



Struttura in plume carrara, cuscini in valdarno gersole.
 Grasse carrara structure and valdarno gersole cushions.



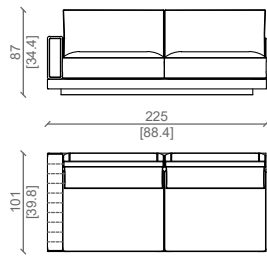
Struttura in plume carrara, cuscini in valdarno gersole.
 Grasse carrara structure and valdarno gersole cushions.

MONROE L

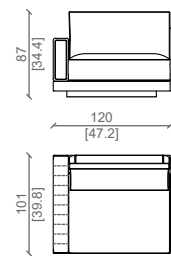
Design: Castello Lagravinese Studio

DIVANO - SOFA

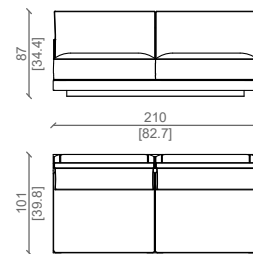
MON 225 L SX/DX



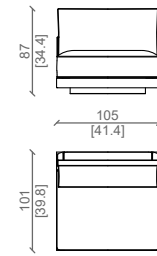
MON 120 L SX/DX



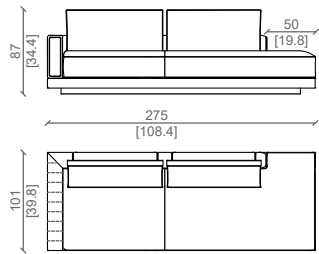
MON 210



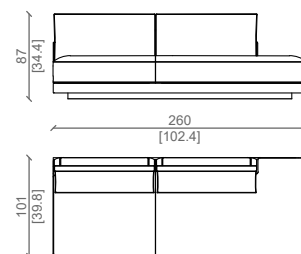
MON 105



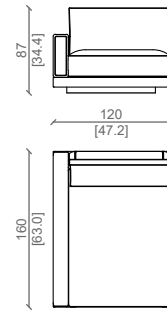
MON 275 L SX/DX



MON 260 L SX/DX



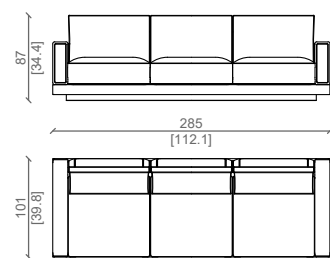
MON 120 L LONGUE SX/DX



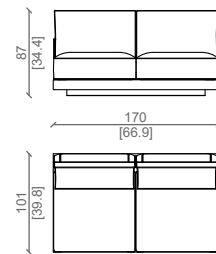
MONROE M

Design: Castello Lagravinese Studio

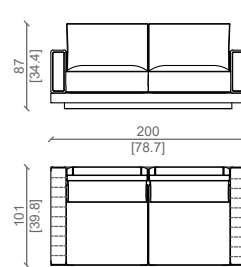
MON 285 M



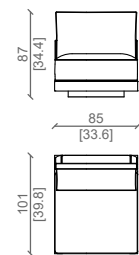
MON 170 M



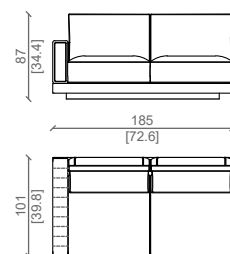
MON 200 M



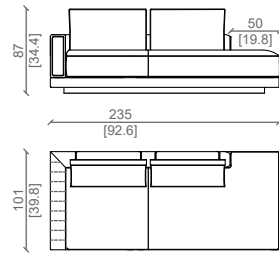
MON 85 M



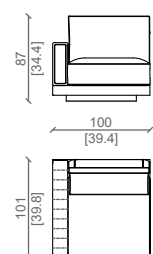
MON 185 M SX/DX



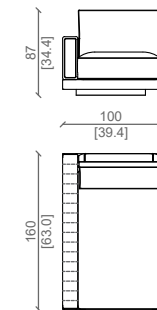
MON 235 M SX/DX



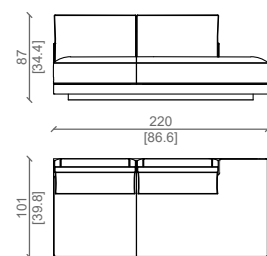
MON 100 M SX/DX



MON 100 M LONGUE SX/DX



MON 220 M SX/DX



GRANVILLE

Design: Castello Lagravinese Studio

DIVANO - SOFA

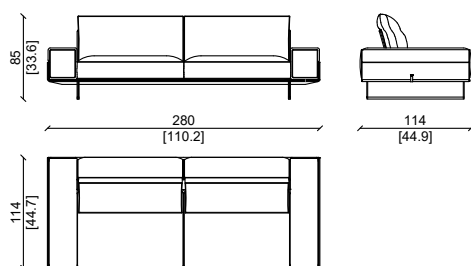
CARATTERISTICHE TECNICHE:

Struttura interna: Struttura portante metallica con inserti in legno. Imbottitura : Cuscini della seduta: Piuma d'oca naturale sterilizzata, memory foam e schiuma poliuretana a densità differenziata per assicurare il massimo comfort. Cuscini dello schienale: Imbottitura soft con piuma d'oca naturale sterilizzata, con anima in schiuma poliuretana. Rivestimento : Pelli o tessuti di alta qualità della gamma esclusiva ulivi salotti , disponibili in varie categorie. Struttura perimetrale in metallo rivestita in cuoio, disponibile in diverse finiture. Base : Piedini di metallo rivestiti in cuoio, disponibili anche in metallo in diverse finiture

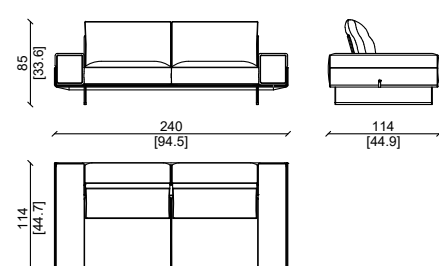
PRODUCT TECHNICAL SHEET:

Internal structure: Metal supporting structure with wooden inserts. Padding: Seat cushions: Natural sterilized goose down, memory foam and polyurethane foam with different densities to ensure maximum comfort. Back cushions: Soft padding with sterilized natural goose down, with polyurethane foam core. Upholstery: High quality leathers or fabrics from the exclusive olive salotti range, available in various categories. Perimeter structure in metal covered in leather, available in different finishes. Base: Metal feet covered in leather, also available in metal in different finishes

GRA XL 280



DIVANO - SOFA L. 240L



Cuscini e struttura in grasse malva, base rivestita in cuoio malva.
Cushion and structure made in grasse malva, cuoio malva upholstered base

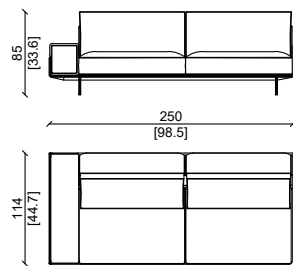


GRANVILLE XL

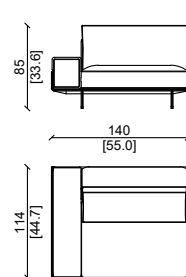
Design: Castello Lagravinese Studio

DIVANO - SOFA

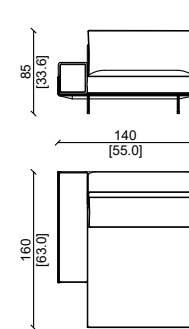
GRAXL 250



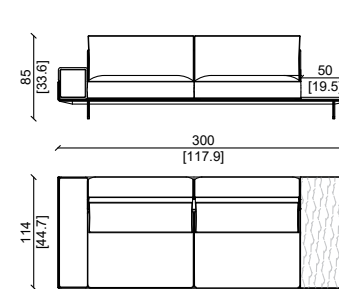
GRAXL 140



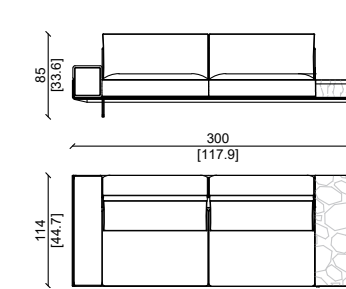
CHAISE GRA XL 140



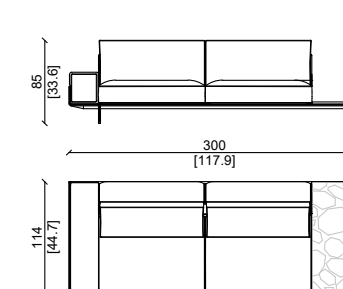
DIVANO - SOFAXL 300 WOOD



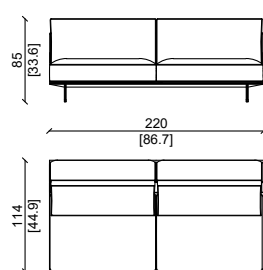
DIVANO - SOFAXL 300 MARBLE WITHOUT DRAWER



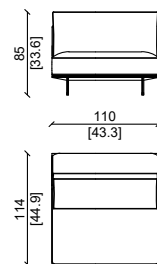
DIVANO - SOFAXL 300 MARBLE



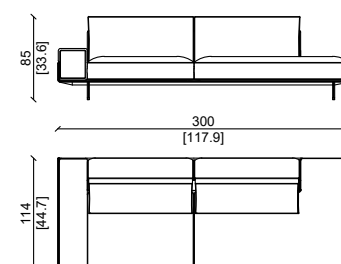
GRA XL 220



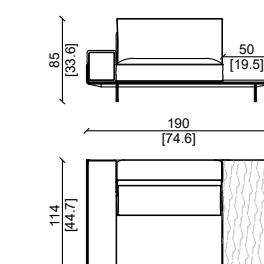
GRA XL 110



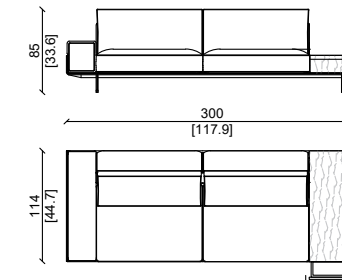
GRA XL 300



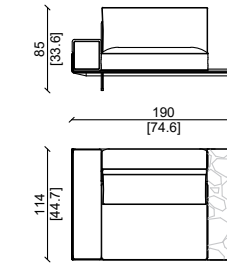
DIVANO - SOFAXL 190 WOOD



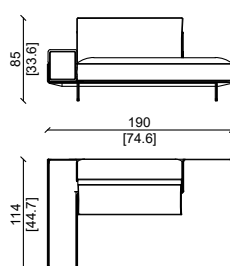
DIVANO - SOFAXL 300 WOOD WITH DRAWER



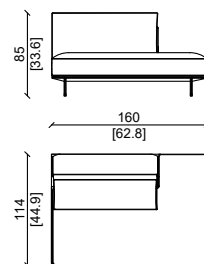
DIVANO - SOFAXL 190 MARBLE



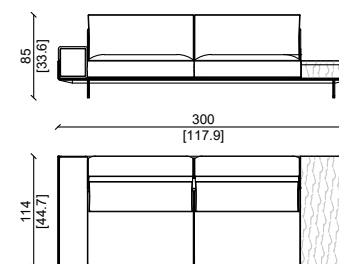
GRA XL 190



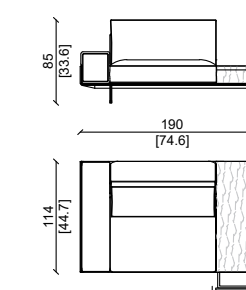
GRA XL 160



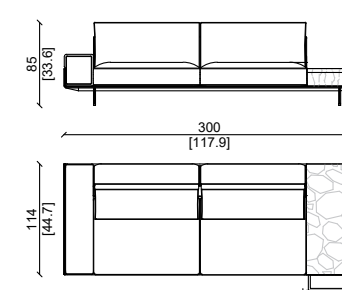
DIVANO - SOFAXL 300 MARBLE WITHOUT DRAWER



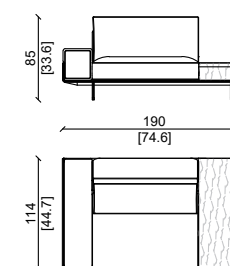
DIVANO - SOFAXL 190 WOOD WITH DRAWER



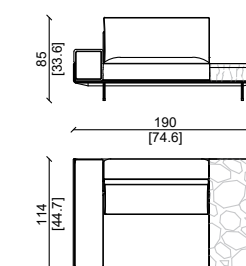
DIVANO - SOFAXL 300 MARBLE WITH DRAWER



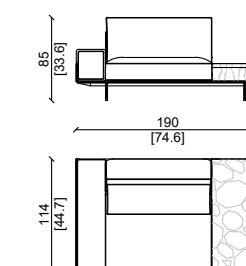
DIVANO - SOFAXL 190 WOOD WITHOUT DRAWER



DIVANO - SOFAXL 190 MARBLE WITH DRAWER



DIVANO - SOFAXL 190 MARBLE WITHOUT DRAWER

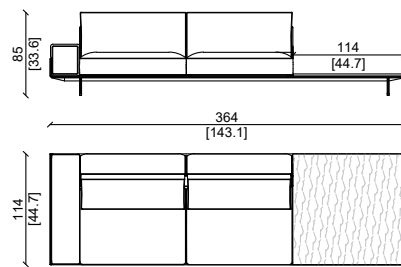


GRANVILLE XL

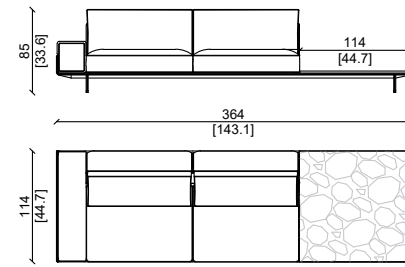
Design: Castello Lagravinese Studio

DIVANO - SOFA

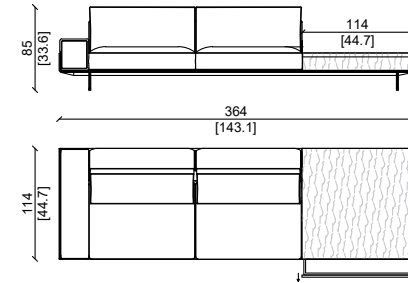
DIVANO - SOFA XL 364 WOOD



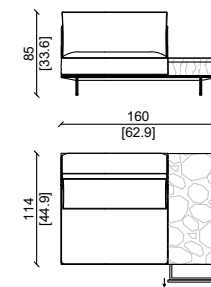
DIVANO - SOFA XL 364 MARBLE



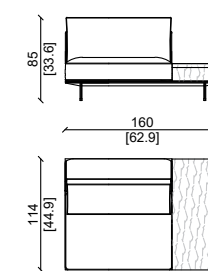
DIVANO - SOFA XL 364 WOOD WITH DRAWER



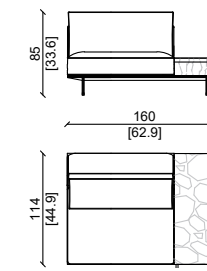
DIVANO - SOFA XL 160 MARBLE TOP WITH DRAWERS



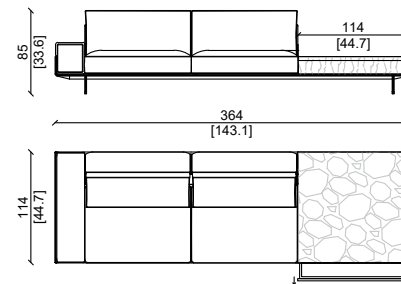
DIVANO - SOFA XL 160 WOOD TOP WITHOUT DRAWERS



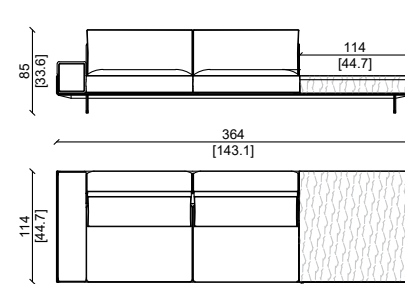
DIVANO - SOFA XL 160 MARBLE TOP WITHOUT DRAWERS



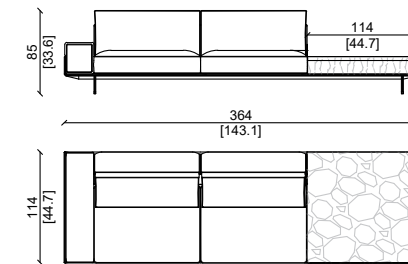
DIVANO - SOFA XL 364 MARBLE WITH DRAWER



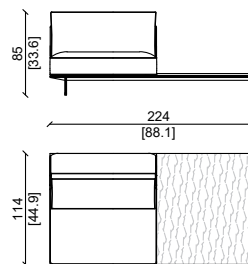
DIVANO - SOFA XL 364 WOOD WITHOUT DRAWER



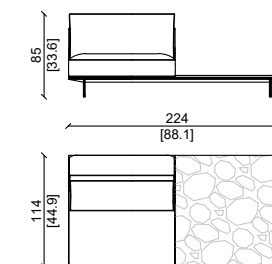
DIVANO - SOFA XL 364 MARBLE WITHOUT DRAWER



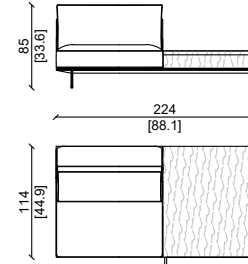
DIVANO - SOFA XL 224 WOOD TOP



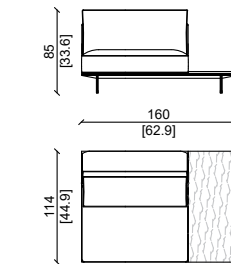
DIVANO - SOFA XL 224 MARBLE TOP



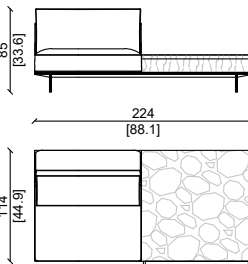
DIVANO - SOFA XL 224 WOOD TOP WITH DRAWERS



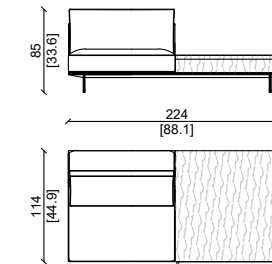
DIVANO - SOFA XL 160 WOOD TOP



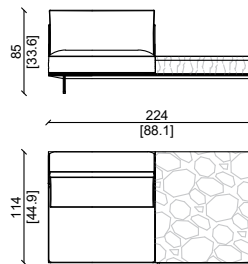
DIVANO - SOFA XL 224 MARBLE TOP WITH DRAWERS



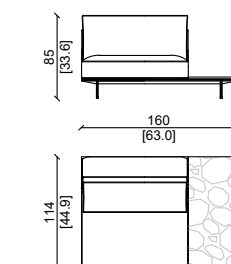
DIVANO - SOFA XL 224 WOOD TOP WITHOUT DRAWERS



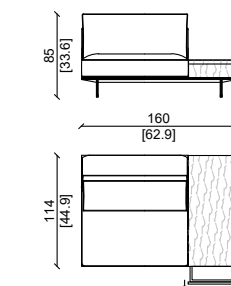
DIVANO - SOFA XL 224 MARBLE TOP WITHOUT DRAWERS



DIVANO - SOFA XL 160 MARBLE TOP



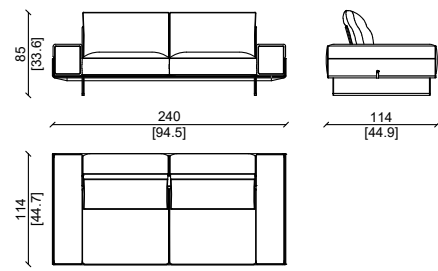
DIVANO - SOFA XL 160 WOOD TOP WITH DRAWERS



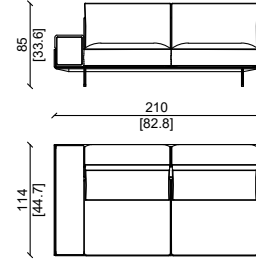
GRANVILLE L

Design: Castello Lagravinese Studio

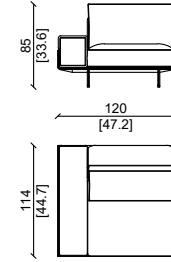
DIVANO - SOFA L 240L



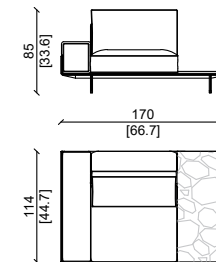
DIVANO - SOFA L 210L



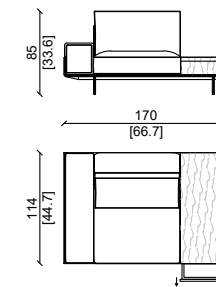
DIVANO - SOFA L 120



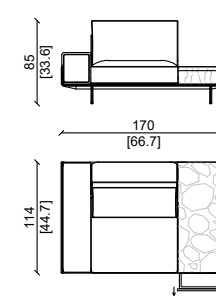
DIVANO - SOFA L 170 MARBLE



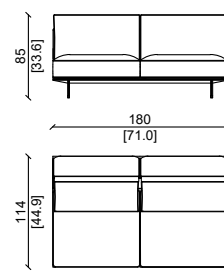
DIVANO - SOFA L 170 WOOD WITH DRAWERS



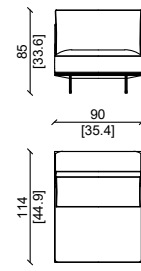
DIVANO - SOFA L 170 WOOD WITH DRAWERS



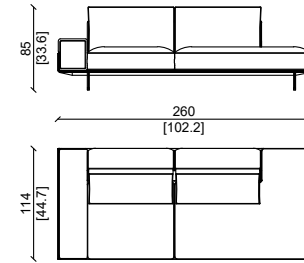
DIVANO - SOFA L 180



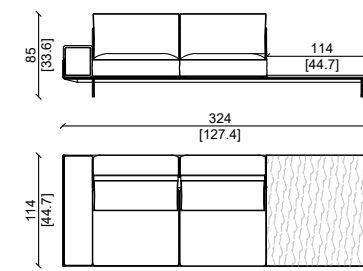
DIVANO - SOFA L 90



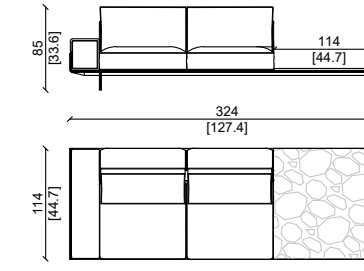
DIVANO - SOFA L 260



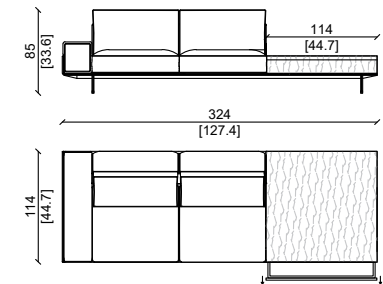
DIVANO - SOFA L 324 WOOD



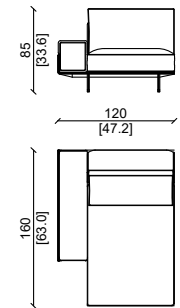
DIVANO - SOFA L 324 MARBLE



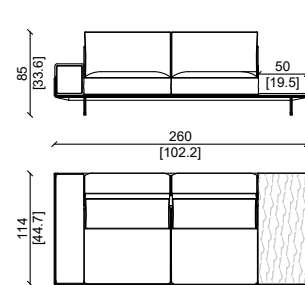
DIVANO - SOFA L 324 WOOD WITH DRAWERS



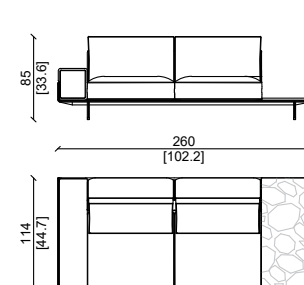
CHAISE L 120



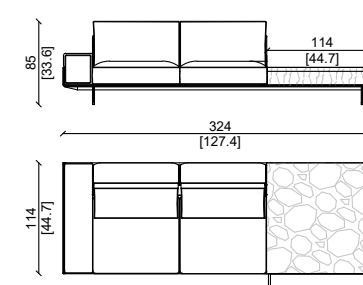
DIVANO - SOFA L 260 WOOD



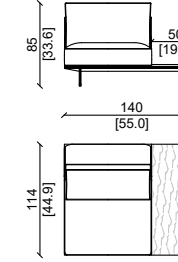
DIVANO - SOFA L 260 MARBLE



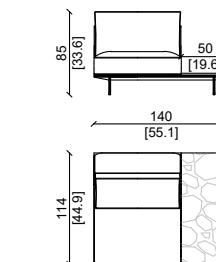
DIVANO - SOFA L 324 MARBLE WITH DRAWERS



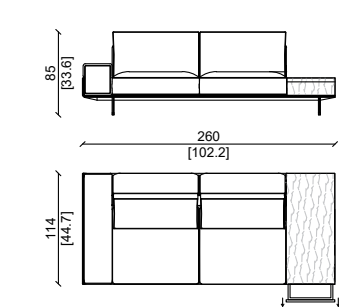
DIVANO - SOFA L 140 WOOD TOP



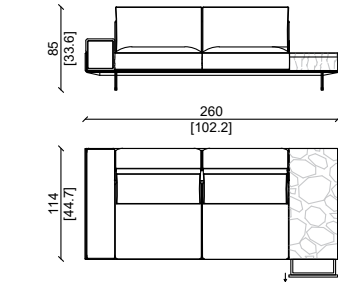
DIVANO - SOFA L 140 MARBLE TOP



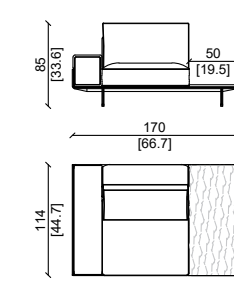
DIVANO - SOFA L 260 WOOD TOP WITH DRAWERS



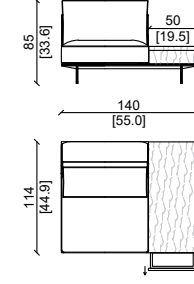
DIVANO - SOFA L 260 MARBLE TOP WITH DRAWERS



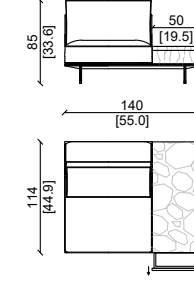
DIVANO - SOFA L 170 WOOD



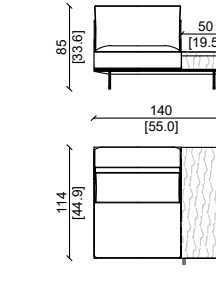
DIVANO - SOFA L 140 WOOD TOP WITH DRAWERS



DIVANO - SOFA L 140 MARBLE TOP WITHOUT DRAWERS



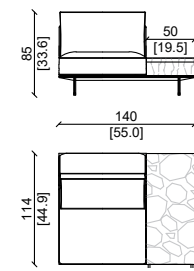
DIVANO - SOFA L 140 WOOD TOP WITHOUT DRAWERS



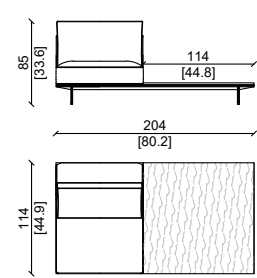
GRANVILLE L

Design: Castello Lagravinese Studio

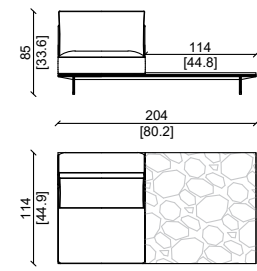
DIVANO - SOFA XL 140 MARBLE TOP WITHOUT DRAWERS



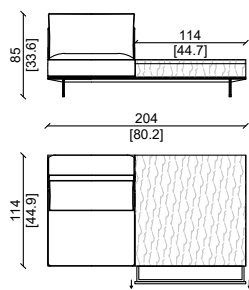
DIVANO - SOFA L 204 WOOD TOP



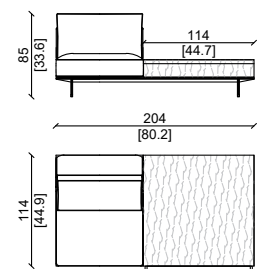
DIVANO - SOFA L 204 MARBLE TOP



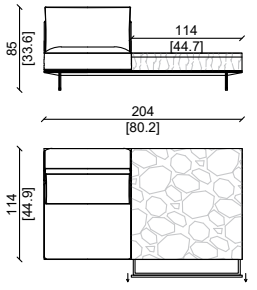
DIVANO - SOFA L 204 WOOD TOP WITH DRAWERS



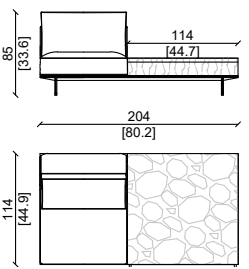
DIVANO - SOFA L 204 WOOD TOP WITHOUT DRAWERS



DIVANO - SOFA L 204 MARBLE TOP WITH DRAWERS



DIVANO - SOFA L 204 MARBLE TOP WITHOUT DRAWERS





FERDIE

Design: Castello Lagravinese Studio

DIVANO - SOFA

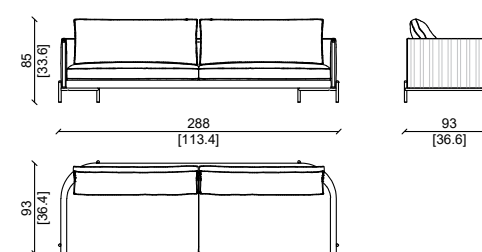
CARATTERISTICHE TECNICHE:

Struttura interna: Metallo con Multistrato di abete.
 Imbottitura: Cuscini della seduta: Imbottitura soft con piuma d'oca naturale sterilizzata, con anima in memory foam e poliuretano espanso a densità differenziata. Cuscini dello schienale: Imbottitura soft con piuma d'oca naturale sterilizzata, con anima in poliuretano espanso a densità differenziata.
 Struttura e braccioli: poliuretano espanso a densità differenziata. Rivestimento: Pelli o tessuti di alta qualità disponibili in varie categorie.
 Base: Gambe e struttura portante in metallo disponibile in diverse finiture.

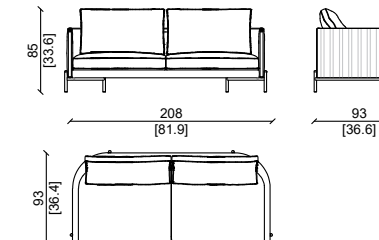
PRODUCT TECHNICAL SHEET:

Internal structure: Iron structure with Fir wood multiply.
 Padding: Sitting cushions: External padding with natural, sterilized goose feathers.
 Internal center with memory foam and expanded polyurethane with different density.
 Back cushions: Soft padding with natural, sterilized goose feathers, with a core support in expanded polyurethane.
 Main structure and arms: Expanded polyurethane with different density.
 Upholstery: High quality leathers or fabrics available in different categories. Base: Legs and support structure in metal with different finish.

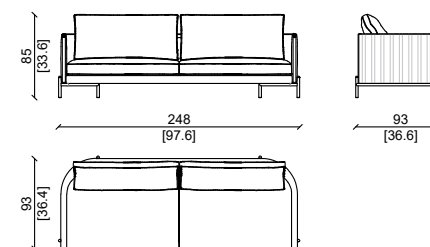
DIVANO - SOFAXL 288



DIVANO - SOFAM 208



DIVANO - SOFAL 248



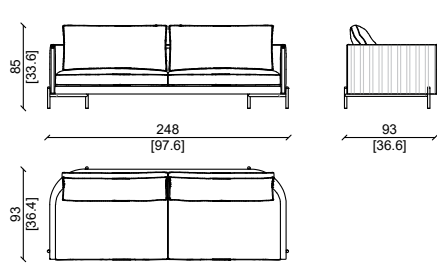
Plume malva e gambe in metallo nero lucido.
 Plume malva leather, black finish metal legs.

FERDIE L

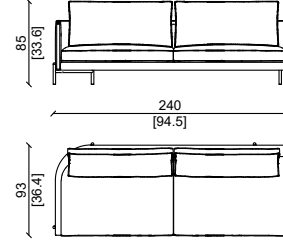
Design: Castello Lagravinese Studio

DIVANO - SOFA

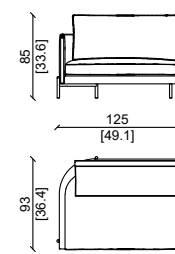
DIVANO - SOFA L



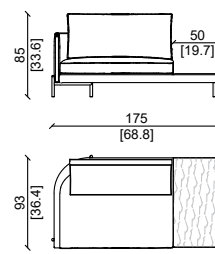
DIVANO - SOFA 240 L



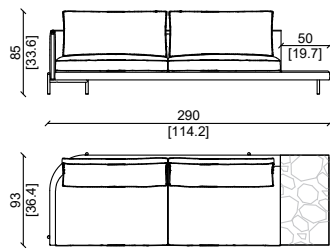
DIVANO - SOFA 125 L



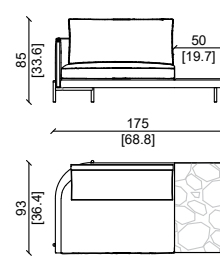
DIVANO - SOFA 175 L WOOD



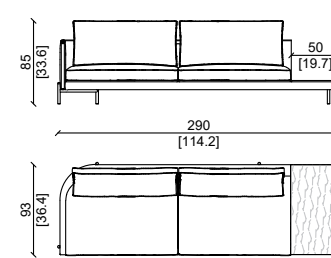
DIVANO - SOFA 290 L MARBLE



DIVANO - SOFA 175 L MARBLE



DIVANO - SOFA 290 L WOOD

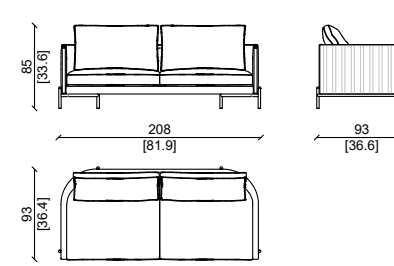


FERDIE M

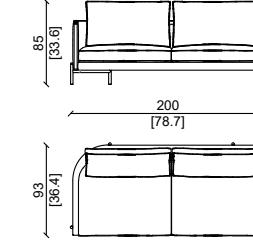
Design: Castello Lagravinese Studio

DIVANO - SOFA

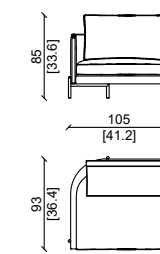
DIVANO - SOFA M



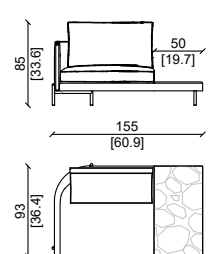
DIVANO - SOFA 200 M



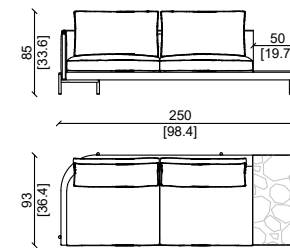
DIVANO - SOFA 105 M



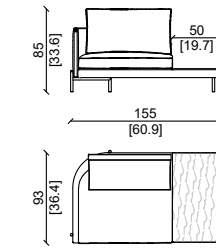
DIVANO - SOFA 155 M MARBLE



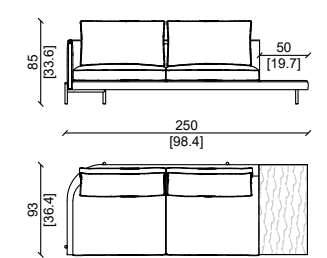
DIVANO - SOFA 250 M MARBLE



DIVANO - SOFA 155 M WOOD



DIVANO - SOFA 250 M WOOD



Plume mattone e gambe in metallo nero lucido.
Plume mattone leather, black finish metal legs.

ETIENNE

Design: Castello Lagravinese Studio

DIVANO - SOFA

CARATTERISTICHE TECNICHE:

Struttura interna : in metallo , con inserti in legno multistrato.

Imbottitura dei cuscini della seduta e del corpo del divano : Piuma d'oca naturale sterilizzata, e schiuma poliuretanic con densità differenziata per assicurare il massimo comfort.

Imbottitura dei cuscini dello schienale : Imbottitura soft con piuma d'oca naturale sterilizzata .

Rivestimento : Pelli o tessuti di alta qualità della gamma esclusiva , disponibili in varie categorie.

Base: tubolare in metallo in finitura black nickel con Terminali in metallo disponibile in varie finiture.

PRODUCT TECHNICAL SHEET:

Main structure : metal with solid wood inserts.

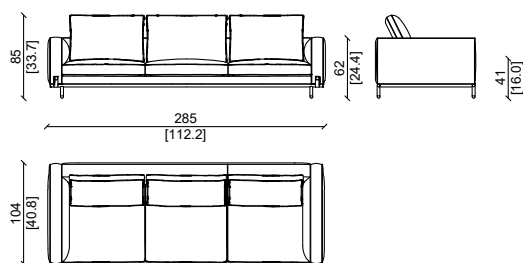
Padding of sitting cushions and overall body : natural ,sterilized goose feathers , polyurethane foam with different density to ensure the maximum comfort.

Padding of back cushions : Soft padding with natural , sterilized goose feathers.

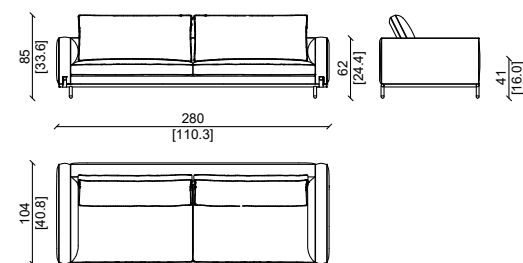
Upholstery : High quality leathers or fabrics from exclusive range , available in different categories.

Base: Tubular metal base in black nickel finish with end caps available in different kind of finish.

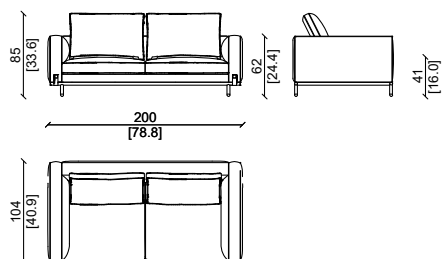
ETIE M 285



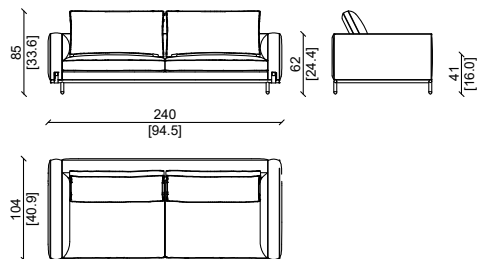
ETIE XL 280



ETIE M 200



ETIE L 240



Pelle plume cemento , base in black nickel e terminali oro.
Plume cement leather, black nickel base, gold finish end caps.

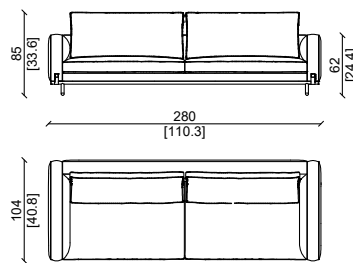


ETIENNE XL

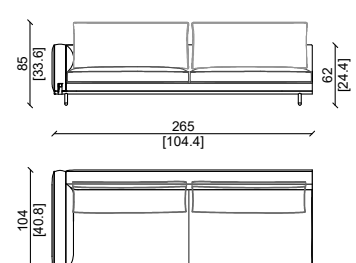
Design: Castello Lagravinese Studio

DIVANO - SOFA

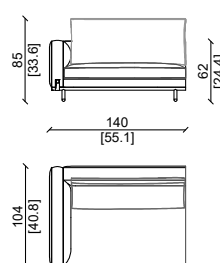
ETIE XL 280



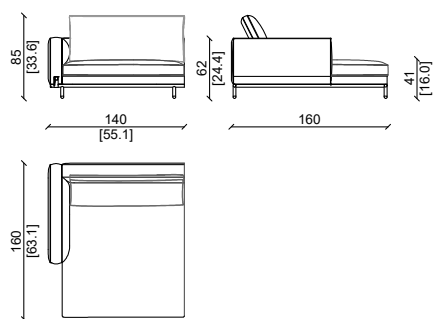
ETIE XL 265



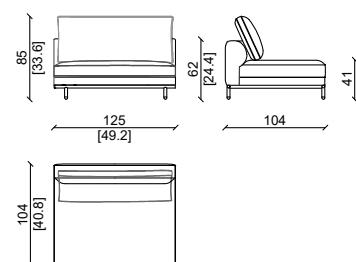
ETIE XL 140



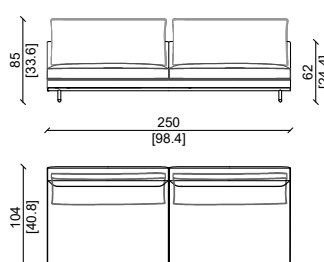
ETIE XL 140 LONGUE



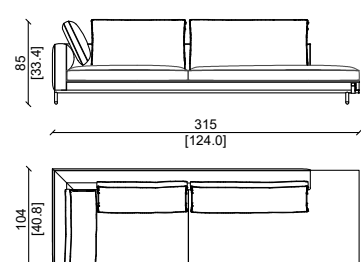
ETIE XL 125



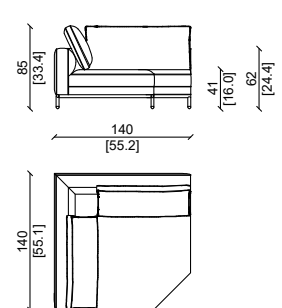
ETIE XL 250



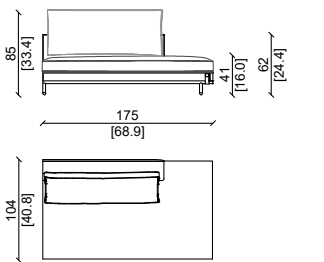
ETIE XL 315



ETIE CORNER 140



ETIE XL 175 LONGUE



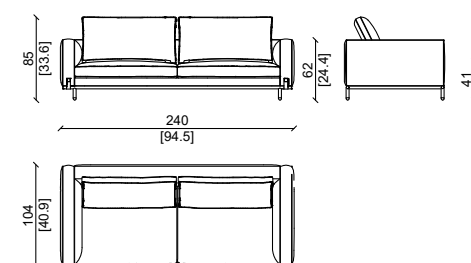
Pelle in plume sabbia, basi nere lucide e terminali ottone satinato.
Plume sabbia leather, Black finish base with satin brass end caps.

ETIENNE L

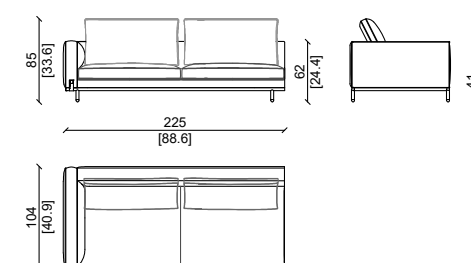
Design: Castello Lagravinese Studio

DIVANO - SOFA

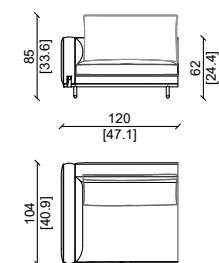
ETIE L 240



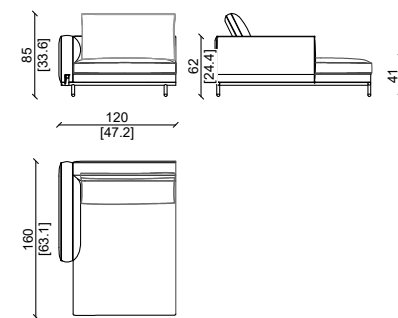
ETIE L 225



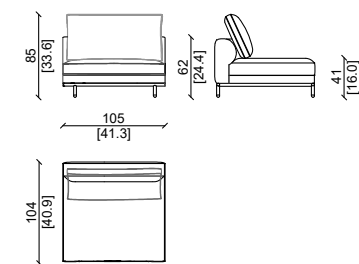
ETIE L 120



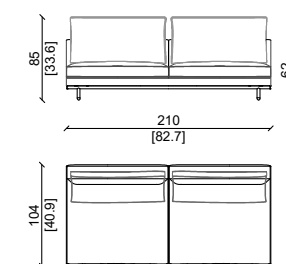
ETIE L 120



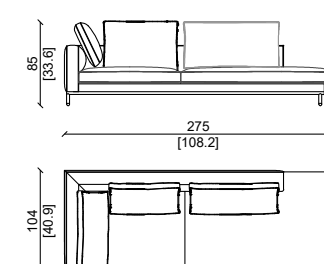
ETIE L 105



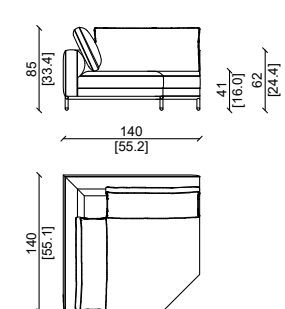
ETIE L 210



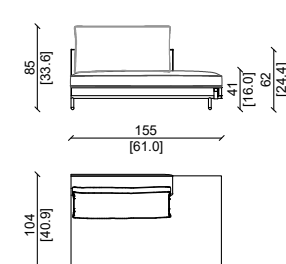
ETIE L 275



ETIE CORNER 140



ETIE L 155 LONGUE

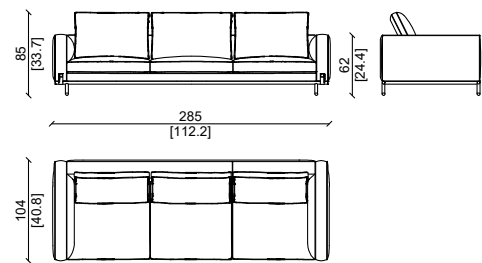


ETIENNE M

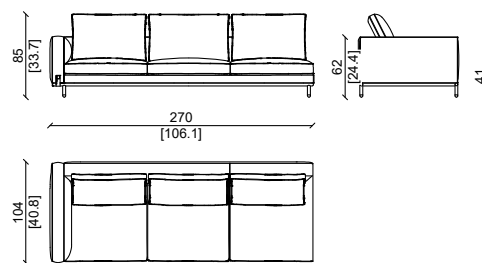
Design: Castello Lagravinese Studio

DIVANO - SOFA

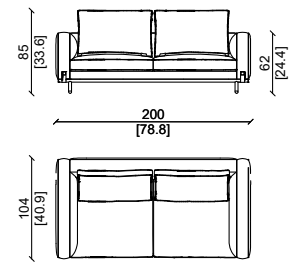
ETIE M 285



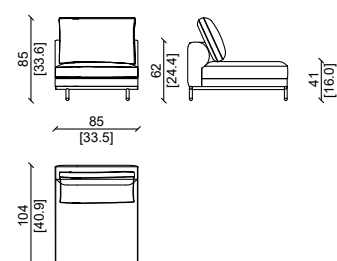
ETIE M 265



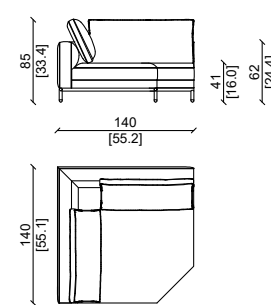
ETIE M 200



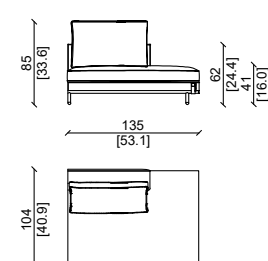
ETIE M 85



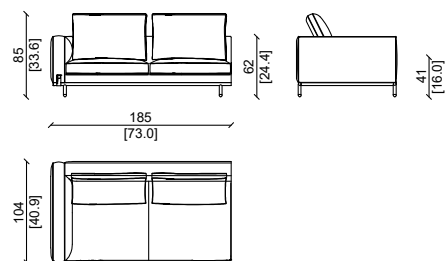
ETIE CORNER 140



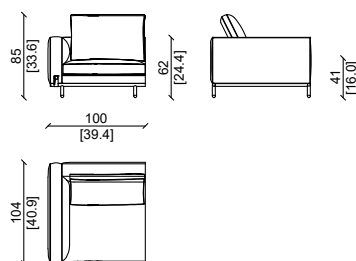
ETIE S 135



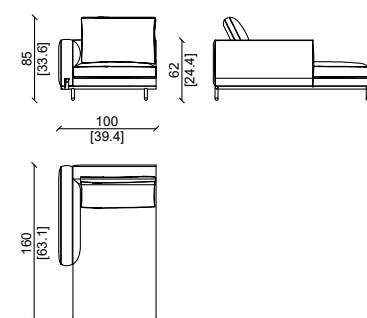
ETIE M 185



ETIE M 100



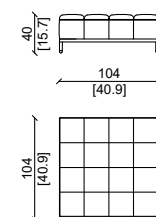
ETIE M 100 LONGUE



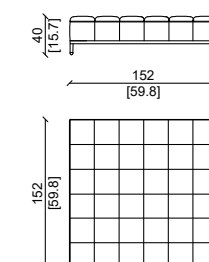
ETIENNE POUF

Design: Castello Lagravinese Studio

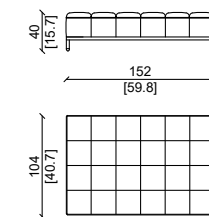
ETIE POUF 104 LUX



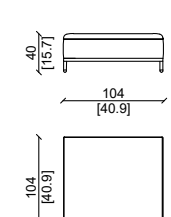
ETIE POUF 152 LUX



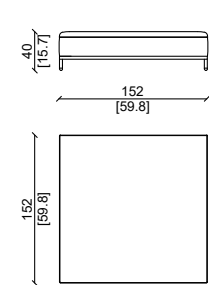
ETIE POUF 152 R LUX



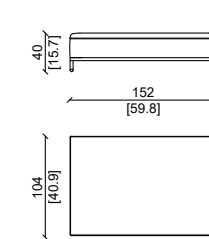
ETIE POUF 104



ETIE POUF 152



ETIE POUF R 152



Pelle in grasse cemento , base in black nickel e piedini in oro.
Grasse cemento leather, black nickel base, and feet in gold finish.

ETIENNE TABLE

Design: Castello Lagravinese Studio

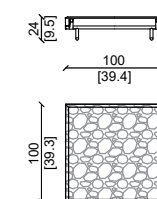
CARATTERISTICHE TECNICHE:

Struttura interna : in metallo , con inserti in legno massello.
Rivestimento : Pelli o tessuti di alta qualità della gamma esclusiva , disponibili in varie categorie.
Top disponibile in noce americano , marmo , legno , vetro o pelle nelle varie categorie di Ulivi Salotti.

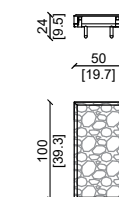
PRODUCT TECHNICAL SHEET:

Internal Structure: Metal frame with solid wood inserts.
Upholstery: High-quality leathers or fabrics from our exclusive range, available in various categories.
Top: Available in American walnut, marble, wood, glass, or leather within the Ulivi Salotti collection categories.

TAVOLINO Q -COFFEE TABLE



TAVOLINO R -COFFEE TABLE



BARNABY

Design: Castello Lagravinese Studio

DIVANO - SOFA

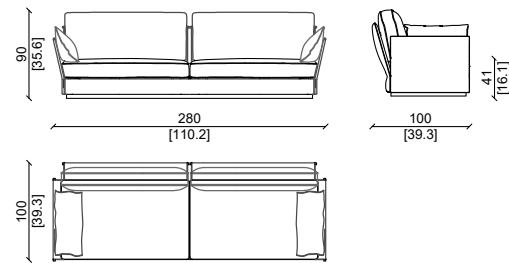
CARATTERISTICHE TECNICHE:

Struttura interna :
in metallo , con inserti in legno massello.
Imbottitura dei cuscini della seduta : Piuma d'oca naturale sterilizzata, e schiuma poliuretanicca con densità differenziata per assicurare il massimo comfort.
Imbottitura dei cuscini dello schienale: Imbottitura soft con piuma d'oca naturale sterilizzata .
Rivestimento : Pelli o tessuti di alta qualità della gamma esclusiva , disponibili in varie categorie.
Terminali in metallo disponibile in varie finiture.

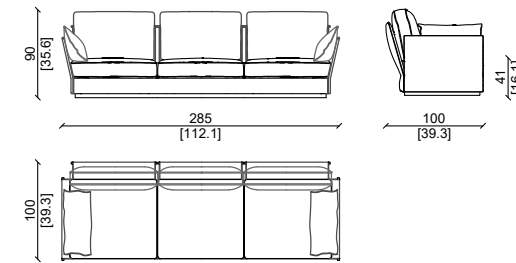
PRODUCT TECHNICAL SHEET:

Main structure : metal with solid wood inserts.
Padding of sitting cushions : natural , sterilized goose feathers , polyurethane foa with different density to ensure the maximum comfort.
Padding of back cushions : Soft padding with natural , sterilized goose feathers.
Upholstery : High quality leathers or fabrics from exclusive range , available in different categories.
End caps available in different kind of finish.

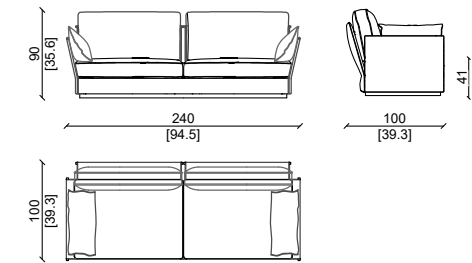
DIVANO - SOFA XL



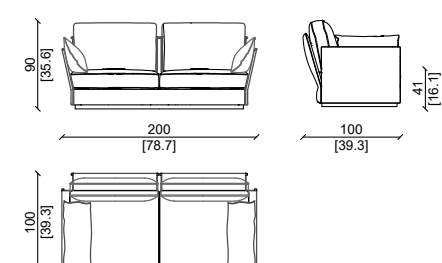
DIVANO - SOFA M3SEAT



DIVANO - SOFA L



DIVANO - SOFA M



Struttura in plume cemento, sedute e cuscini in grasse cemento.
Plume cemento structure, grasse cemento sitting and cushions.

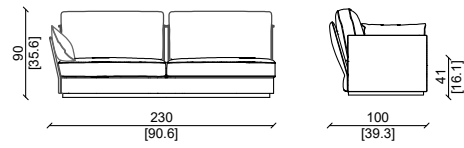


BARNABY L

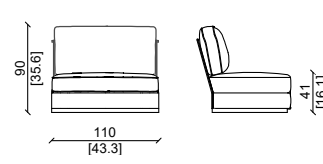
Design: Castello Lagravinese Studio

DIVANO - SOFA

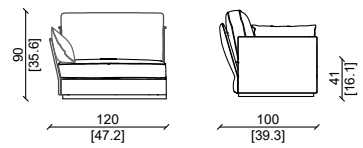
BAR L 230



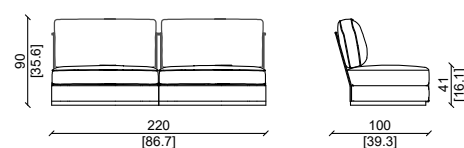
BAR L 110



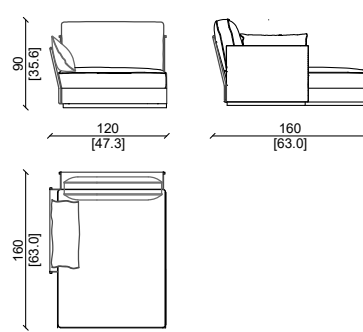
BAR L 120



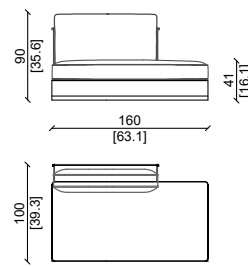
BAR L 220



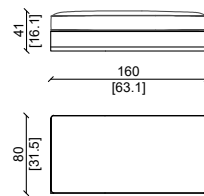
BAR L 120 LONGUE



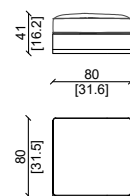
BAR L 160



BAR POUF 160



BAR POUF 80



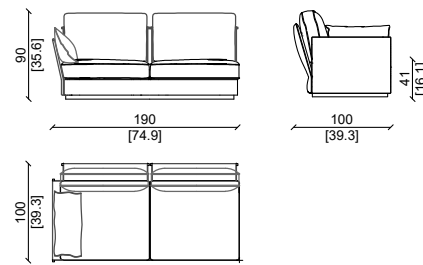
Struttura in plume cemento, sedute e cuscini in grasse cemento.
Plume cemento structure, grasse cemento sitting and cushions.

BARNABY M

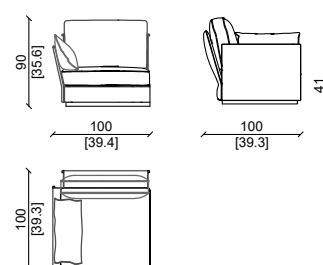
Design: Castello Lagravinese Studio

DIVANO - SOFA

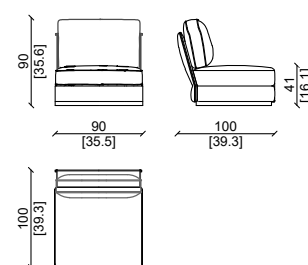
BARN M 190



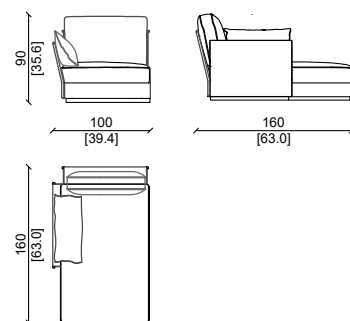
BARN M 100



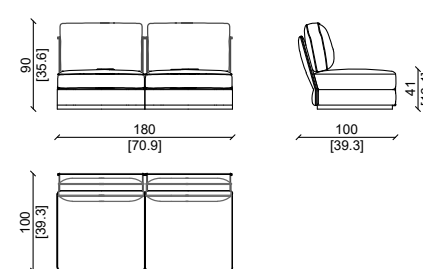
BARN M 90



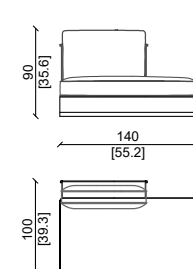
BARN M 100 CHAISE



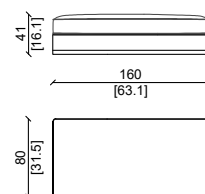
BARN M 180



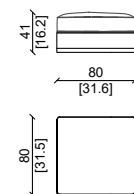
BARN M 140



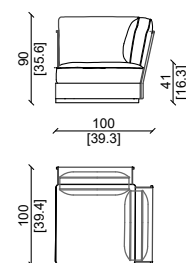
BARN L 160 POUF



BARN L 80 POUF



BARN CORN



Struttura in plume cemento, sedute e cuscini in grasse cemento.
Plume cemento structure, grasse cemento sitting and cushions.

BARNABY CORNER

Design: Castello Lagravinese Studio

DIVANO - SOFA

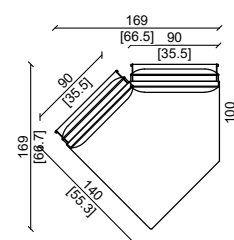
CARATTERISTICHE TECNICHE:

Struttura interna :
in metallo , con inserti in legno massello.
Imbottitura dei cuscini della seduta : Piuma d'oca naturale sterilizzata, e schiuma poliuretanaica con densità differenziata per assicurare il massimo comfort.
Imbottitura dei cuscini dello schienale: Imbottitura soft con piuma d'oca naturale sterilizzata .
Rivestimento : Pelli o tessuti di alta qualità della gamma esclusiva , disponibili in varie categorie.
Terminali in metallo disponibile in varie finiture.

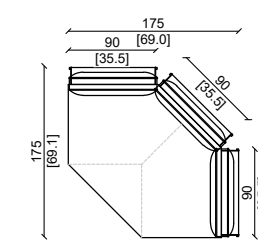
PRODUCT TECHNICAL SHEET:

Main structure : metal with solid wood inserts.
Padding of sitting cushions : natural , sterilized goose feathers , polyurethane foam with different density to ensure the maximum comfort.
Padding of back cushions : Soft padding with natural , sterilized goose feathers.
Upholstery : High quality leathers or fabrics from exclusive range , available in different categories.
End caps available in different kind of finish.

BAR M ANG 2 MOD



BAR M ANG 3 MOD



Struttura in plume sabbia, sedute e cuscini in grasse carrara.
Plume sabbia structure, grasse carrara sitting and cushions.

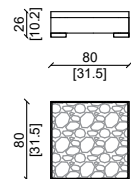
BARNABY

Design: Castello Lagravinese Studio

Struttura interna : in metallo , con inserti in legno massello.
Rivestimento : Pelli o tessuti di alta qualità della gamma esclusiva , disponibili in varie categorie.
Top in massello di noce americano con top disponibile in marmo , legno, vetro o pelle nelle varie categorie di Ulivi Salotti.

Internal structure: in metal, with inserts in solid wood.
Upholstery : High quality leathers or fabrics from the exclusive range, available in various categories.
Top in solid American walnut with top available in marble, wood, glass or leather in the various categories of Ulivi Salotti.

TAVOLINO - COFFEE TABLE



Noce americano e piano in ombra di caravaggio.
American Walnut and ombra di caravaggio marble top

TAVOLINO - COFFEE TABLE

BARNABY CORNER

Design: Castello Lagravinese Studio

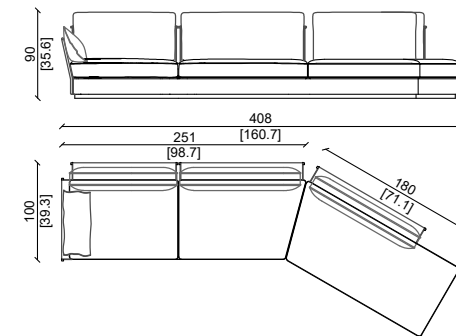
CARATTERISTICHE TECNICHE:

Struttura interna :
in metallo , con inserti in legno massello.
Imbottitura dei cuscini della seduta : Piuma d'oca naturale sterilizzata , e schiuma poliuretanicca con densità differenziata per assicurare il massimo comfort.
Imbottitura dei cuscini dello schienale: Imbottitura soft con piuma d'oca naturale sterilizzata .
Rivestimento : Pelli o tessuti di alta qualità della gamma esclusiva , disponibili in varie categorie.
Terminali in metallo disponibile in varie finiture.

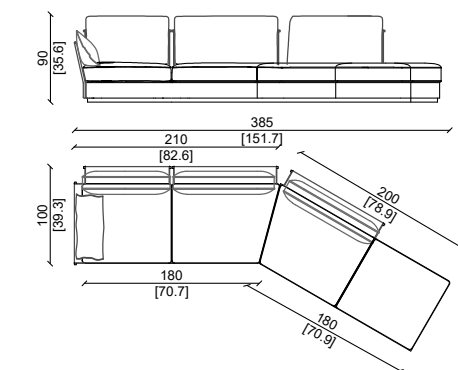
PRODUCT TECHNICAL SHEET:

Main structure : metal with solid wood inserts.
Padding of sitting cushions : natural , sterilized goose feathers , polyurethane foam with different density to ensure the maximum comfort.
Padding of back cushions : Soft padding with natural , sterilized goose feathers.
Upholstery : High quality leathers or fabrics from exclusive range , available in different categories.
End caps available in different kind of finish.

DIVANO - SOFAL



DIVANO - SOFA M



Struttura in plume mattone, sedute e cuscini in grasse mattone.
Plume mattone structure, grasse mattone sitting and cushions.

HECTOR SLIM L

Design: Castello Lagravinese Studio

CARATTERISTICHE TECNICHE:

Struttura interna:

Struttura portante metallica con inserti in legno.

Imbottitura:

Cuscini della seduta:

Piuma d'oca naturale sterilizzata, memory foam e schiuma poliuretanica a densità differenziata per assicurare il massimo comfort.

Cuscini dello schienale:

Imbottitura soft con piuma d'oca naturale sterilizzata, con anima in schiuma poliuretanica.

Rivestimento:

Pelli o tessuti di alta qualità della gamma esclusiva ulivi salotti, disponibili in varie categorie.

Finitura intrecciata su braccioli e dettagli come foto viene realizzata a mano, ed è disponibile solo con pelli di categoria "top", "kashmir", "grassé", "river".

Base:

H. 8 cm in metallo, disponibile in diverse finiture.

DIVANO - SOFA

PRODUCT TECHNICAL SHEET:

Internal structure:

Metal frame, with solid wood inserts

Cushions padding:

Sitting cushions:

Natural, sterilized goose feathers, memory foam and strong polyurethane foams with different density to ensure the maximum comfort

Back cushions:

Soft padding with natural, sterilized goose feathers; core support in polyurethane foam

Upholstery:

High quality leathers or fabrics from ulivi salotti exclusive range, available in different categories.

The hand made braiding as photo is available only with leathers "grassé", "top", "kashmir" or "river"

Base:

H. 8 cm, metal, available in different finish.

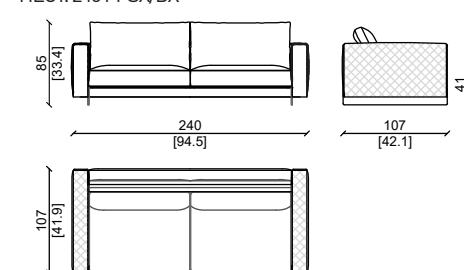
HECTOR SLIM M

Design: Castello Lagravinese Studio

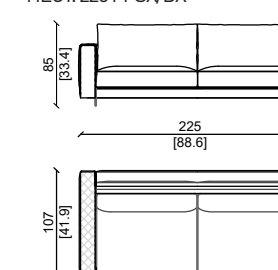
DIVANO - SOFA

MODULI VERSIONE SLIM - SECTIONAL SLIM 105 CM

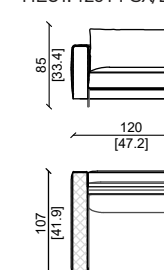
HECT. 240 M SX/DX



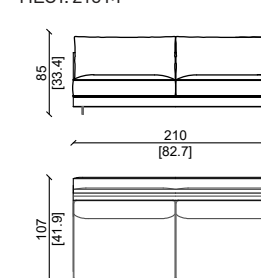
HECT. 225 M SX/DX



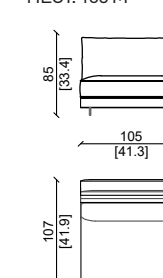
HECT. 120 M SX/DX



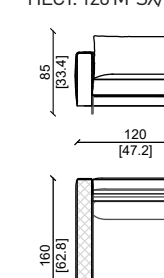
HECT. 210 M



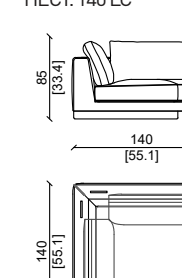
HECT. 105 M



HECT. 120 M SX/DX

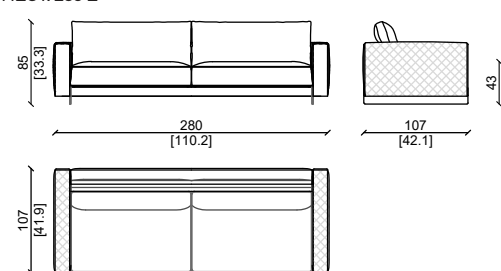


HECT. 140 LC

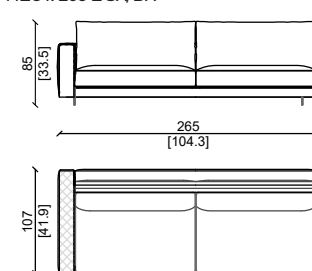


MODULI VERSIONE SLIM - SECTIONAL SLIM L

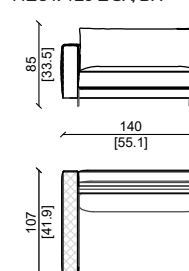
HECT. 280 L



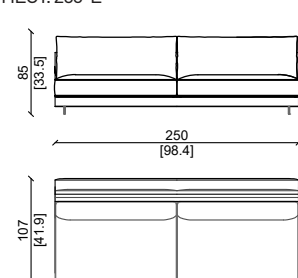
HECT. 265 L SX/DX



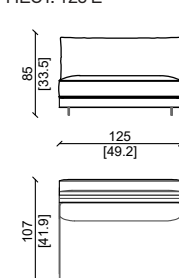
HECT. 120 L SX/DX



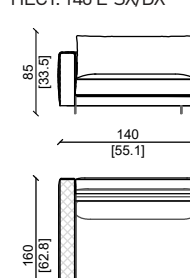
HECT. 250 L



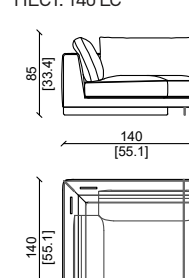
HECT. 125 L



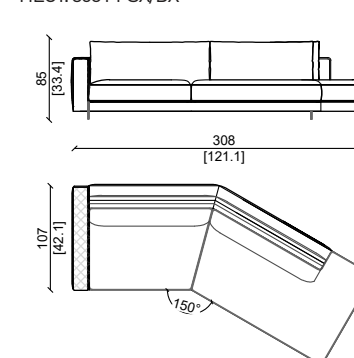
HECT. 140 L SX/DX



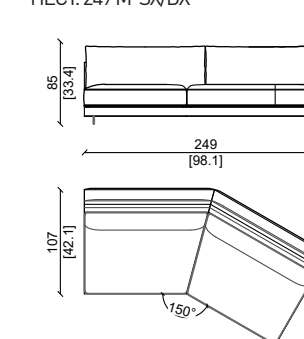
HECT. 140 LC



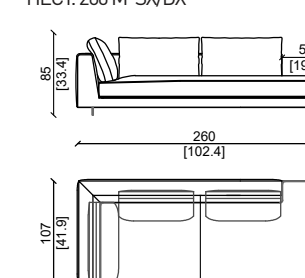
HECT. 308 M SX/DX



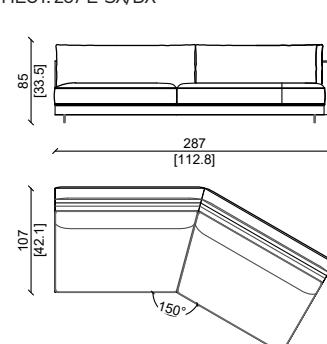
HECT. 249 M SX/DX



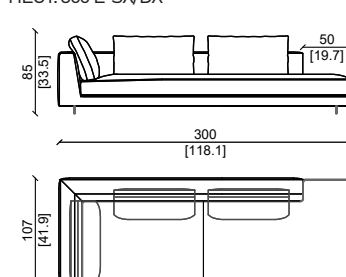
HECT. 260 M SX/DX



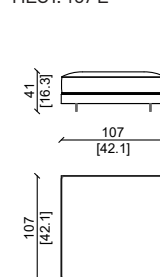
HECT. 287 L SX/DX



HECT. 300 L SX/DX



HECT. 107 L



Pelle in grassé carrara, basi in metallo finitura oro.
Grassé carrara leather, bright gold finish base.

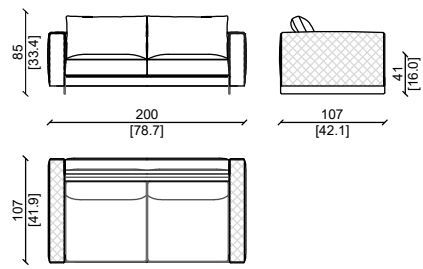
HECTOR SLIM S

Design: Castello Lagravinese Studio

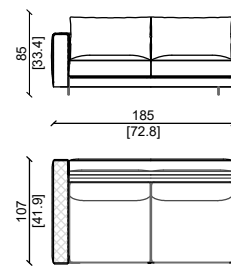
DIVANO - SOFA

MODULI VERSIONE SLIM - SECTIONAL SLIM 85 CM

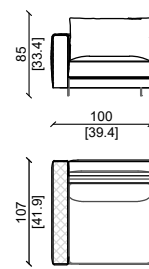
HECT. 200 S



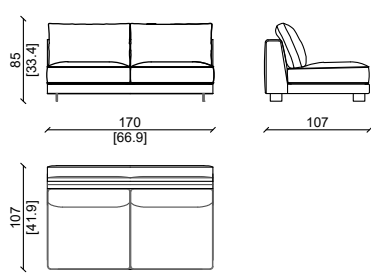
HECT. 185 S SX/DX



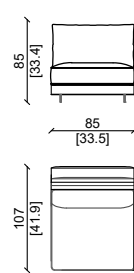
HECT. 100 S SX/DX



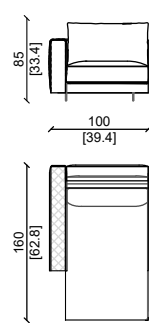
HECT. 170 S



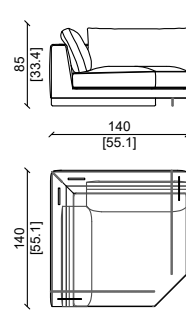
HECT. 85 S



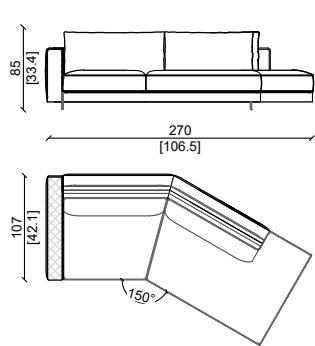
HECT. 100 S SX/DX



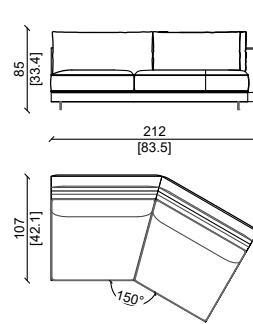
HECT. 140 LC



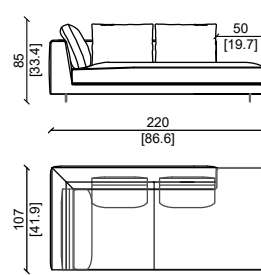
HECT. 270 S SX/DX



HECT. 212 S SX/DX



HECT. 220 S SX/DX

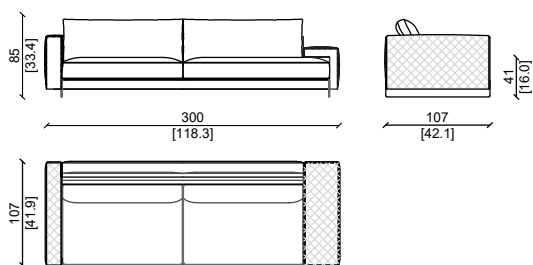


HECTOR MIX

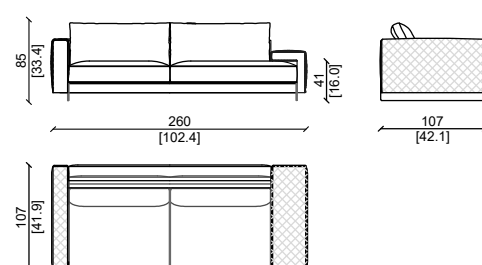
Design: Castello Lagravinese Studio

DIVANO - SOFA

DIVANO POSTI - SOFA 300CM



DIVANO POSTI - SOFA 260 CM

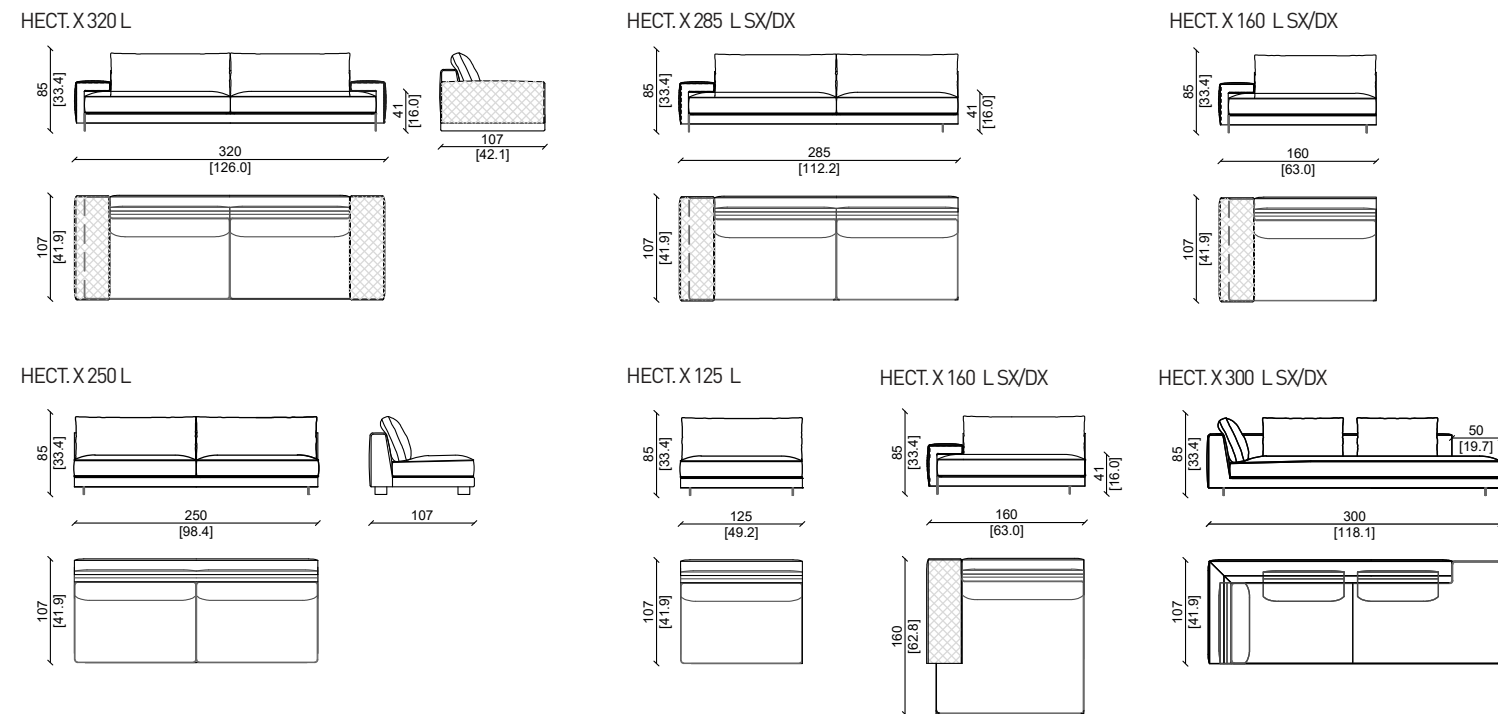


HECTOR LARGE L

Design: Castello Lagravinese Studio

DIVANO - SOFA

MODULI VERSIONE SLIM - SECTIONAL SLIM 125 CM

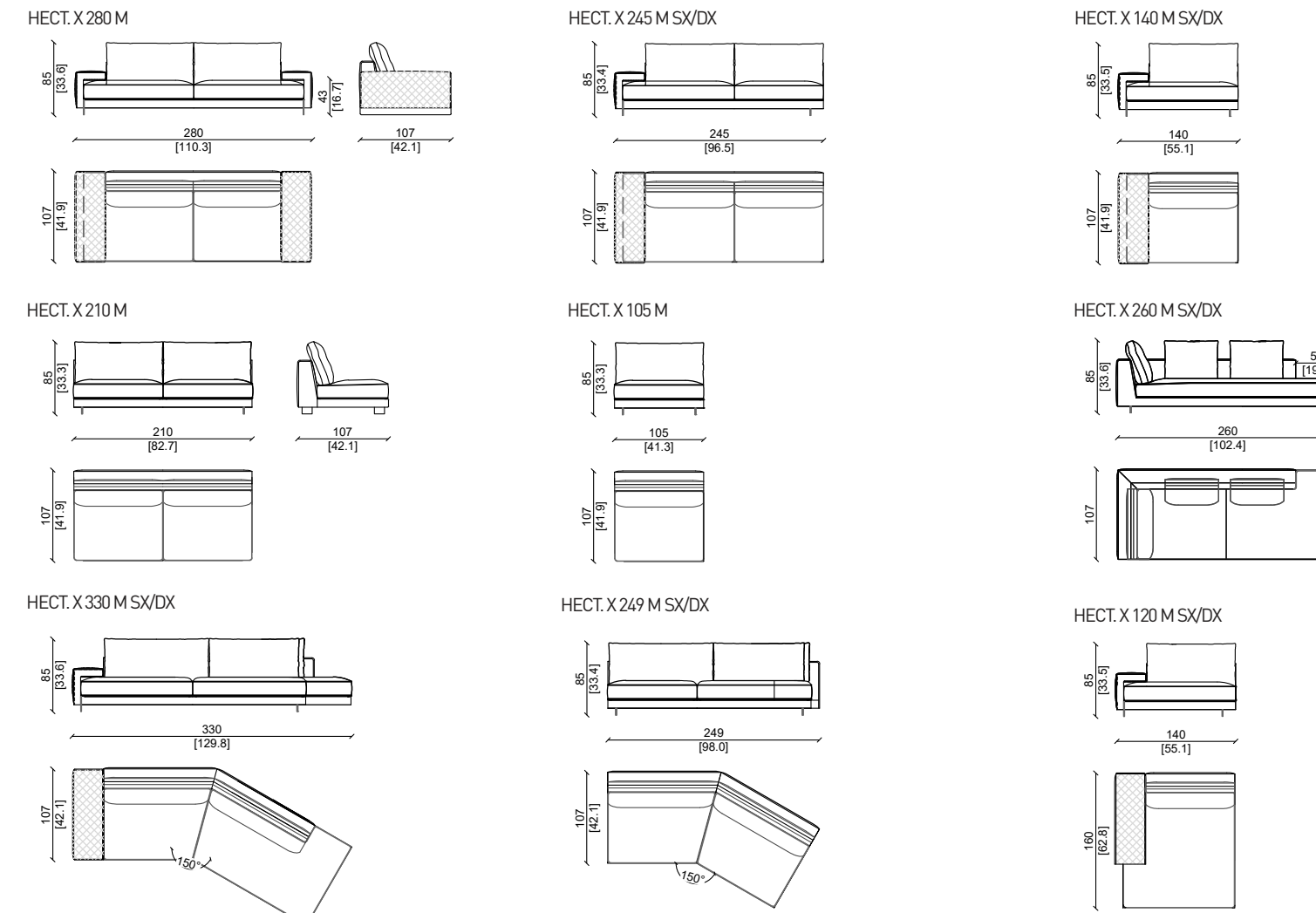


HECTOR LARGE M

Design: Castello Lagravinese Studio

DIVANO - SOFA

MODULI VERSIONE LARGE - SECTIONAL LARGE 105 CM



Pelle in plume cemento , basi in metallo finitura ottone satinato.
Plume cemento leather , satin brass base.

HECTOR LARGE S

Design: Castello Lagravinese Studio

DIVANO - SOFA

CARATTERISTICHE TECNICHE:

Struttura interna:
Struttura portante metallica con inserti in legno.
Imbottitura:
Cuscini della seduta:
Piuma d'oca naturale sterilizzata, memory foam e schiuma poliuretanic a densità differenziata per assicurare il massimo comfort.
Cuscini dello schienale:
Imbottitura soft con piuma d'oca naturale sterilizzata, con anima in schiuma poliuretanic a.
Braccioli:
Provisti di una struttura interna in metallo indeformabile.
Rivestimento:
Pelli o tessuti di alta qualità della gamma esclusiva ulivi salotti, disponibili in varie categorie.
Finitura intrecciata su braccioli e dettagli come foto viene realizzata a mano, ed é disponibile solo con pelli di categoria "top", "kashmir", "grassé", "river".
Base:
H. 8 cm in metallo, disponibile in diverse finiture.

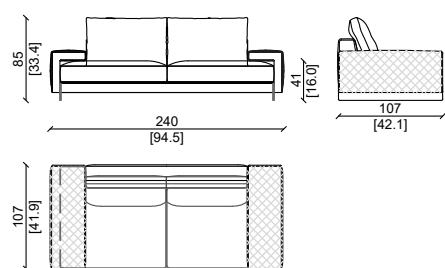
PRODUCT TECHNICAL SHEET:

Internal structure:
Metal frame, with solid wood inserts
Cushions padding:
Sitting cushions:
Natural, sterilized goose feathers, memory foam and strong polyurethane foams with different density to ensure the maximum comfort
Back cushions:
Soft padding with natural, sterilized goose feathers; core support in polyurethane foam
Upholstery:
High quality leathers or fabrics from ulivi salotti exclusive range, available in different categories.
The hand made braiding as photo is available only with leathers "grassé", "top", "kashmir" or "river"
Armrests:
The large armrests are reinforced by a strong internal metal structure.
Base:
H. 8 cm, metal, available in different finish.

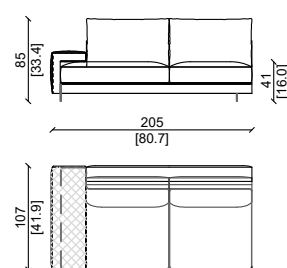


MODULI VERSIONE LARGE - SECTIONAL LARGE 85 CM

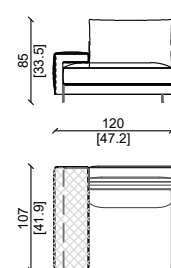
HECT. X240 S



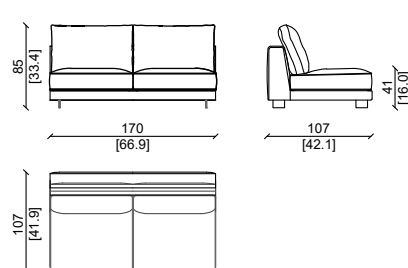
HECT. X205 S SX/DX



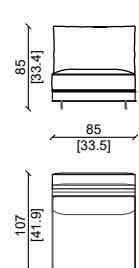
HECT. X120 S SX/DX



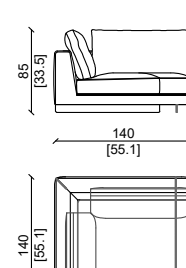
HECT. X170 S



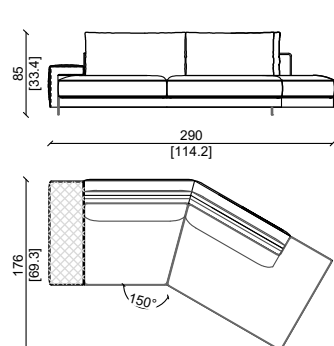
HECT. X85 S



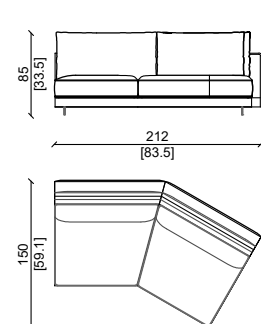
HECT. 140 LC



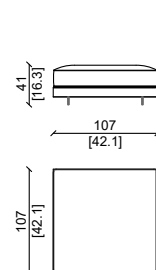
HECT. X290 S SX/DX



HECT. X212 S SX/DX



HECT. 107 L



Pelle in grassé marina, basi in metallo finitura oro lucido.
Grassé marina leather, bright gold finish base.



Pelle in grassé marina, basi in metallo finitura oro lucido.
Grassé marina leather, bright gold finish base.

GREGORY

Design: Castello Lagravinese Studio

DIVANO - SOFA

CARATTERISTICHE TECNICHE:

Struttura interna:
Struttura portante metallica con inserti in legno.
Imbottitura:
Cuscini della seduta:
Piuma d'oca naturale sterilizzata, memory foam e schiuma poliuretana a densità differenziata per assicurare il massimo comfort.
Cuscini dello schienale:
Imbottitura soft con piuma d'oca naturale sterilizzata, con anima in schiuma poliuretana.
Rivestimento:
Pelli o tessuti di alta qualità della gamma esclusiva ulivi salotti, disponibili in varie categorie.
Base:
Gambe h 18cm disponibile in diverse finiture.


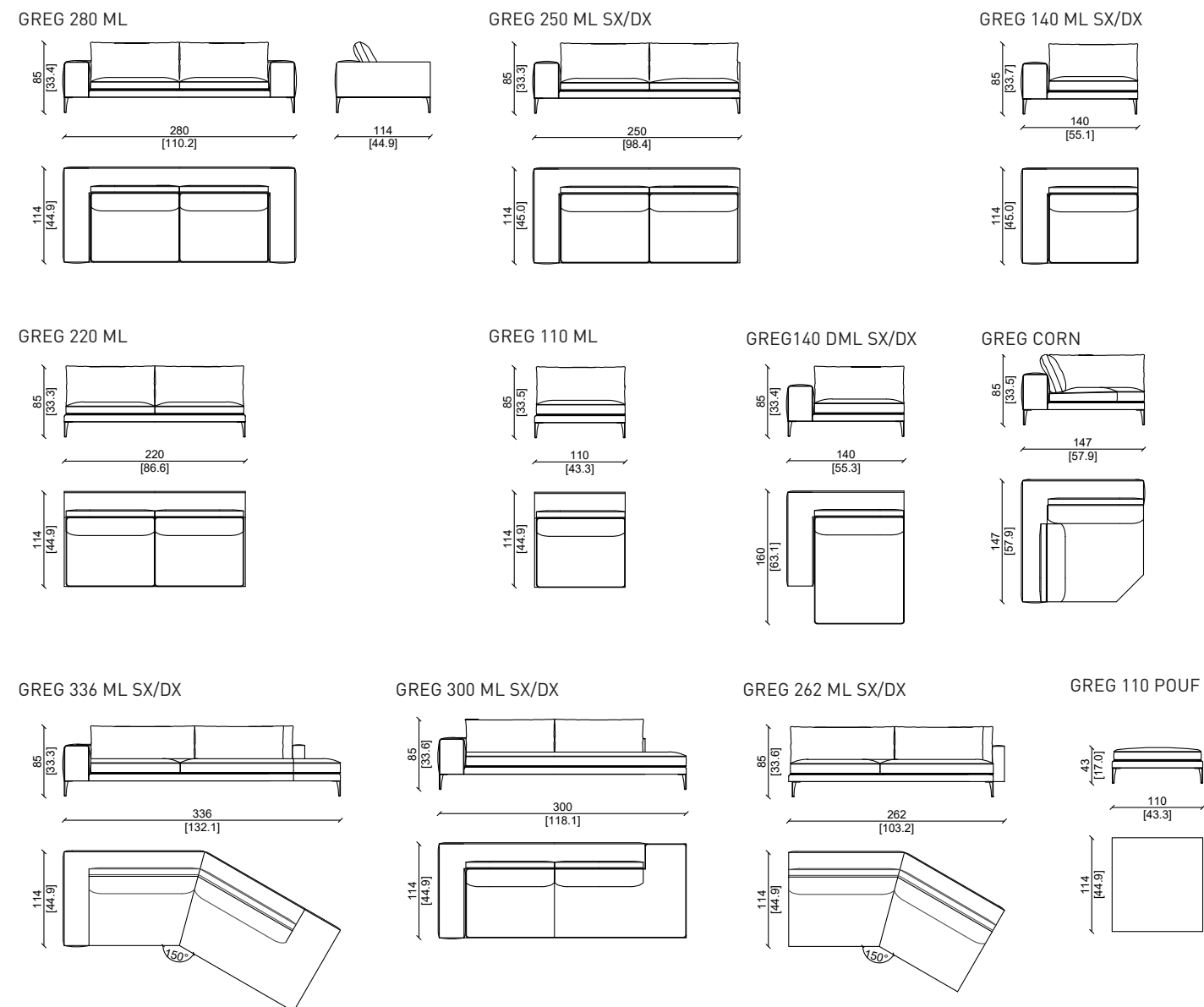
* Prodotto personalizzabile

PRODUCT TECHNICAL SHEET:

Internal structure:
Metal frame, with solid wood inserts
Cushions padding:
Sitting cushions:
Natural, sterilized goose feathers, memory foam and strong polyurethane foams with different density to ensure the maximum comfort.
Back cushions:
Soft padding with natural, sterilized goose feathers; core support in strong polyurethane foam
Upholstery:
High quality leathers or fabrics from ulivi salotti exclusive range, available in different categories.
Legs:
H. 18 cm, satin gold or glossy gold metal

* This item can be customized upon request.

SEDUTE - SITTING 110 CM



GREGORY

Design: Castello Lagravinese Studio

DIVANO - SOFA

CARATTERISTICHE TECNICHE:

Struttura interna:

Struttura portante metallica con inserti in legno.

Imbottitura:

Cuscini della seduta:

Piuma d'oca naturale sterilizzata, memory foam e schiuma poliuretanica a densità differenziata per assicurare il massimo comfort.

Cuscini dello schienale:

Imbottitura soft con piuma d'oca naturale sterilizzata, con anima in schiuma poliuretanica.

Rivestimento:

Pelli o tessuti di alta qualità della gamma esclusiva ulivi salotti, disponibili in varie categorie.

Base:

Gambe h 18cm disponibile in diverse finiture.

PRODUCT TECHNICAL SHEET:

Internal structure:

Metal frame, with solid wood inserts

Cushions padding:

Sitting cushions: Natural, sterilized goose feathers, memory foam and strong polyurethane foams with different density to ensure the maximum comfort.

Back cushions:

Soft padding with natural, sterilized goose feathers; core support in strong polyurethane foam

Upholstery:

High quality leathers or fabrics from ulivi salotti exclusive range, available in different categories.

Legs:

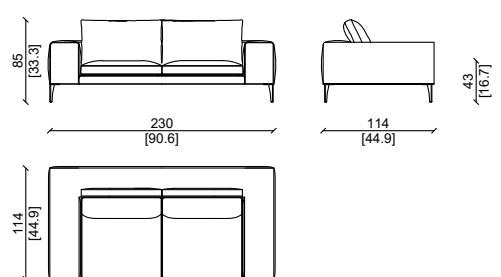
H. 18 cm, satin gold or glossy gold metal



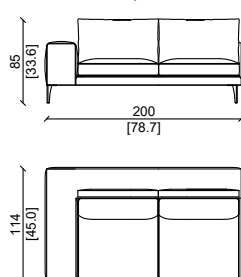
Pelle in grassè carrara, piedi in metallo finitura ottone satinato.
Grassè carrara leather, satin brass finish feet.

SEDUTE - SITTING 85 CM

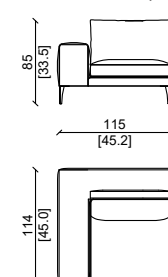
GREG 230 L



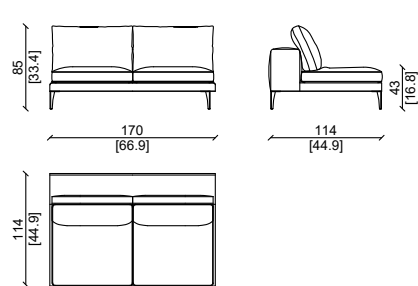
GREG 200 L SX/DX



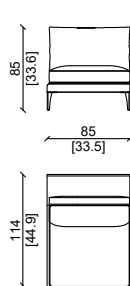
GREG 115 L SX/DX



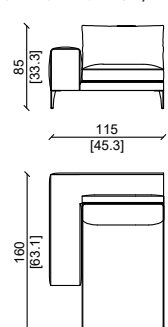
GREG 170 L



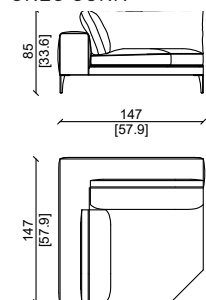
GREG 85 L



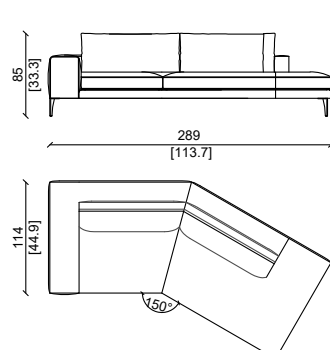
GREG 140 L SX/DX



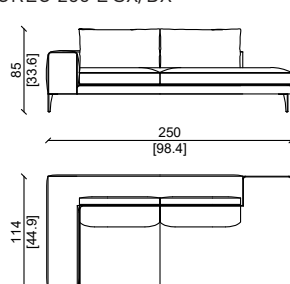
GREG CORN



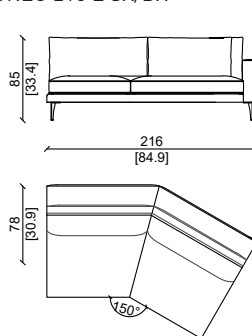
GREG 289 L SX/DX



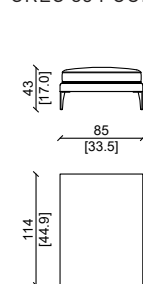
GREG 250 L SX/DX



GREG 216 L SX/DX



GREG 85 POUF



Pelle in grassè pietra, piedi in metallo finitura ottone satinato.
Grassè pietra leather, satin brass finish feet.

LEO

Design: Castello Lagravinese Studio

CARATTERISTICHE TECNICHE:

Struttura interna:

Multistrato di abete.

Imbottitura :

Cuscini della seduta:

Imbottitura soft con piuma d'oca naturale sterilizzata, con anima in memory foam e schiuma poliuretanica a densità differenziata per assicurare il massimo comfort.

Cuscini dello schienale :

Imbottitura soft con piuma d'oca naturale sterilizzata, con anima in schiuma poliuretanica .

Rivestimento :

Pelli o tessuti di alta qualità della gamma esclusiva ulivi salotti , disponibili in varie categorie.

Base :

Fascia in metallo disponibile in diverse finiture.

PRODUCT TECHNICAL SHEET:

Internal structure :

Fir wood multi-ply

Cushions padding :

Sitting cushions :

Natural , sterilized goose feathers , memory foam and strong polyurethane foams with different density to ensure the maximum comfort.

Back structure :

High density polyurethane foam

Upholstery :

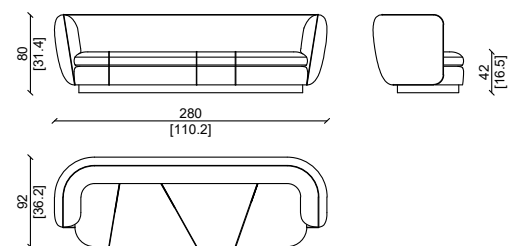
High quality leathers or fabrics from ulivi salotti exclusive range , available in different categories.

Base :

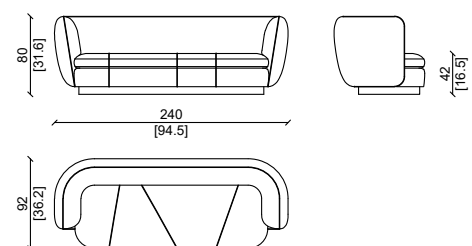
Metal strip , available in different colors or finish

DIVANO - SOFA

DIVANO - SOFA 280 CM



DIVANO - SOFA 240 CM



Pelle in grasse ottanio , base in finitura ottone satinato.
Grasse ottanio leather , satin brass finish base.

LEO LARGE

Design: Castello Lagravinese Studio

CARATTERISTICHE TECNICHE:

Struttura interna:

Multistrato di abete.

Imbottitura :

Cuscini della seduta:

Imbottitura soft con piuma d'oca naturale sterilizzata, con anima in memory foam e schiuma poliuretanica a densità differenziata per assicurare il massimo comfort..

Cuscini dello schienale :

Imbottitura soft con piuma d'oca naturale sterilizzata, con anima in schiuma poliuretanica .

Rivestimento :

Pelli o tessuti di alta qualità della gamma esclusiva ulivi salotti , disponibili in varie categorie.

Base :

Fascia in metallo disponibile in diverse finiture.

PRODUCT TECHNICAL SHEET:

Internal structure :

Fir wood multi-ply.

Cushions padding :

Sitting cushions :

Natural , sterilized goose feathers , memory foam and strong polyurethane foams with different density to ensure the maximum comfort.

Back cushions :

Soft padding with natural , sterilized goose feathers , and a core support in strong polyurethane foam

Upholstery :

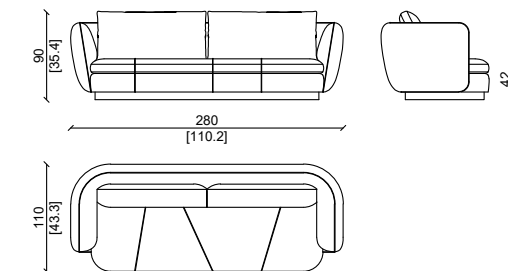
High quality leathers or fabrics from ulivi salotti exclusive range , available in different categories.

Base :

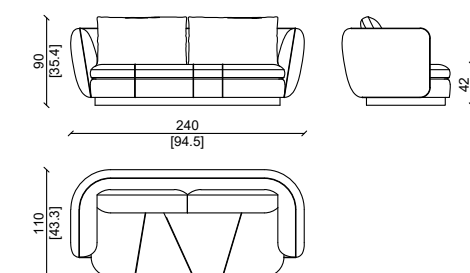
Metal strip , available in different colors or finish

DIVANO - SOFA

DIVANO - SOFA 280 CM



DIVANO - SOFA 240 CM



Pelle in grassè pietra , basi in finitura ottone satinato.
Grassè pietra leather , satin brass finish base.

LEO LESMO

Design: Castello Lagravinese Studio

DIVANO - SOFA

CARATTERISTICHE TECNICHE:

Struttura interna:

Multistrato di abete.

Imbottitura:

Cuscini della seduta:

Imbottitura soft con piuma d'oca naturale sterilizzata, con anima in memory foam e schiuma poliuretanic a densità differenziata per assicurare il massimo comfort..

Rivestimento :

Pelli o tessuti di alta qualità della gamma esclusiva ulivi salotti , disponibili in varie categorie.

Base :

Fascia in metallo disponibile in diverse finiture.

PRODUCT TECHNICAL SHEET:

Internal structure :

Fir wood multi-ply.

Cushions padding :

Sitting cushions :

Natural , sterilized goose feathers , memory foam and strong polyurethane foams with different density to ensure the maximum comfort.

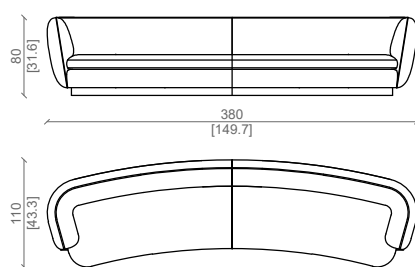
Upholstery :

High quality leathers or fabrics from ulivi salotti exclusive range , available in different categories.

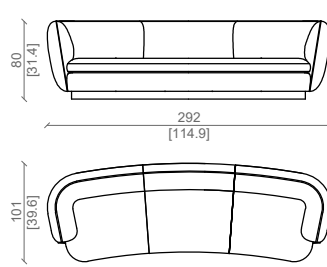
Base :

Metal strip , available in different colors or finish

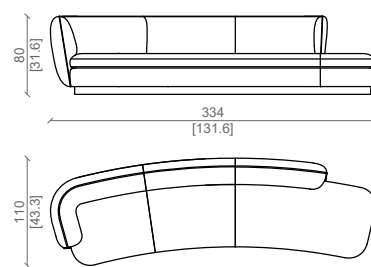
LEOLES380



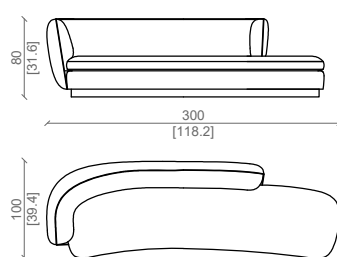
LEOLES292



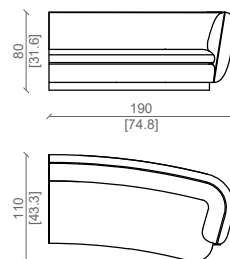
LEOLES334



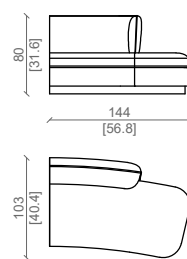
LEOLES300



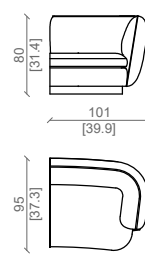
LEOLES190



LEOLES144



LEOLES101



Pelle grasse Blu navy.
Grasse Blu Navy leather.

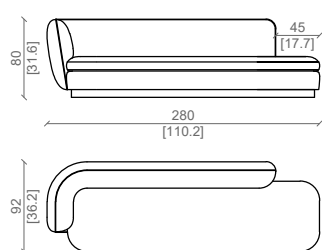


LEO LESMO

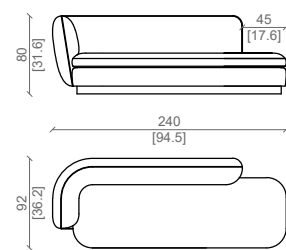
Design: Castello Lagravinese Studio

DIVANO - SOFA

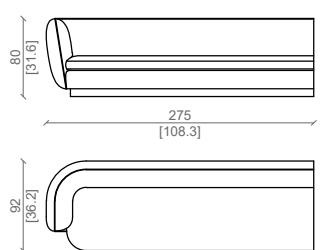
LEOLES280



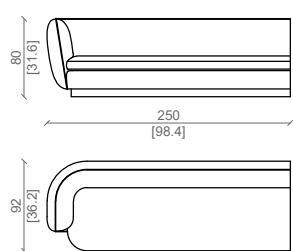
LEOLES240



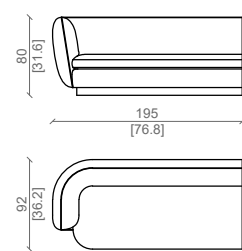
LEOLES275



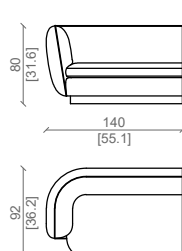
LEOLES250



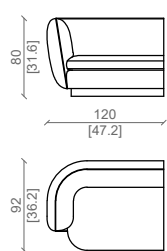
LEOLES195



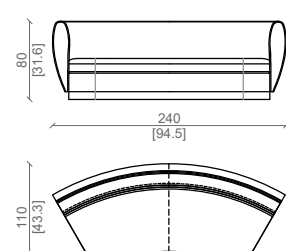
LEOLES140



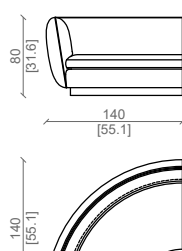
LEOLES120



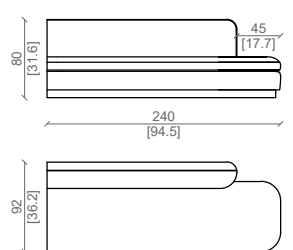
LEOLES240CO



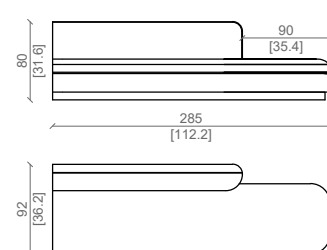
LEOLES140CO



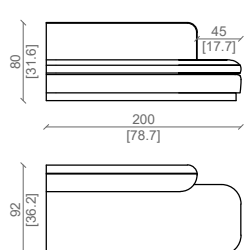
LEOLES240M



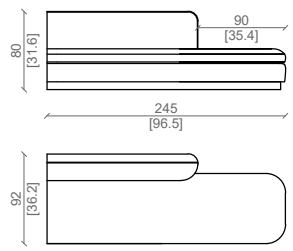
LEOLES285M



LEOLES200M



LEOLES245M



Composizione realizzata in pelle plume biscotto.
Composition made in plume biscotto leather.

PIERRE

Design: Andrea Pinori - Giorgio Balestri

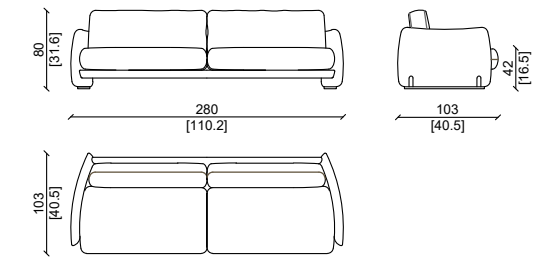
CARATTERISTICHE TECNICHE:

Struttura interna:
Multistrato di abete.
Imbottitura :
Cuscini della seduta:
Imbottitura soft con piuma d'oca naturale sterilizzata, anima in memory foam e schiuma poliuretanic a densità differenziata per assicurare il massimo comfort.
Cuscini dello schienale :
Imbottitura soft con piuma d'oca naturale sterilizzata, con anima in schiuma poliuretanic .
Rivestimento :
Pelli o tessuti di alta qualità della gamma esclusiva ulivi salotti , disponibili in varie categorie.
Piedini :
In metallo disponibile in diverse finiture lucide e satinato.

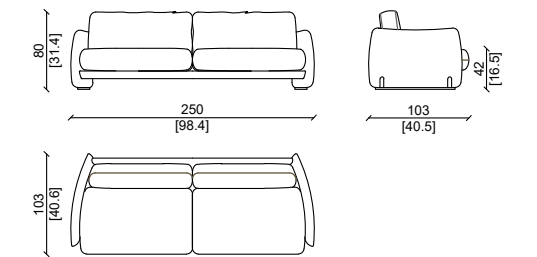
PRODUCT TECHNICAL SHEET:

Internal structure :
Fir wood multi-ply
Cushions padding :
Sitting cushions :
Natural , sterilized goose feathers , memory foam and strong polyurethane foams with different density natural , sterilized goose feathers , memory foam and strong polyurethane foams with different density to ensure the maximum comfort.
Back cushions :
Soft padding with natural , sterilized goose feathers , core support in strong polyurethane foam
Upholstery :
High quality leathers or fabrics from ulivi salotti exclusive range , available in different categories.
Feet :
Feet in metal , satin or glossy finish

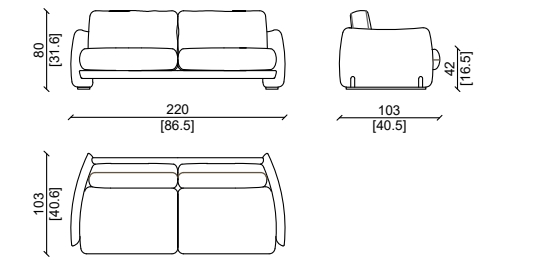
DIVANO - SOFA 280 CM



DIVANO - SOFA 250 CM



DIVANO - SOFA 220 CM



Pelle in grassè blue navy , piedini in metallo finitura ottone satinato.
Grassè blue navy leather , satin brass finish feet.



CESAR

Design: Castello Lagravinese Studio

DIVANO - SOFA

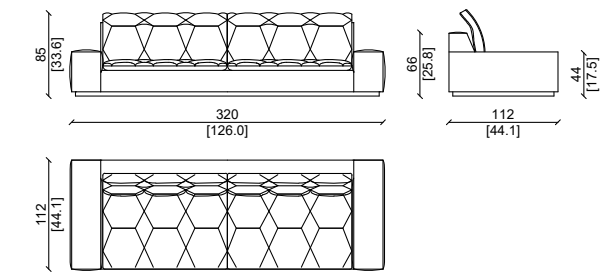
CARATTERISTICHE TECNICHE:

Struttura:
Divano realizzato in legno multistrato di abete.
Imbottiture:
Cuscino della seduta :
realizzato in poliuretano espanso in varie densità e memory foam, il tutto rivestito in piuma d'oca sterilizzata.
Cuscino schienale:
realizzato in piuma d'oca sterilizzata con un inserto in poliuretano espanso.
Rivestimento:
Rivestimento in varie categorie di pelle e tessuti.
Trapuntatura sartoriale come foto realizzabile solo con tessuti e pelli di categoria : kashmir, nabuk ,grasse e river.
Base:
Base h 4 cm disponibile in varie finiture di legno o metalli.

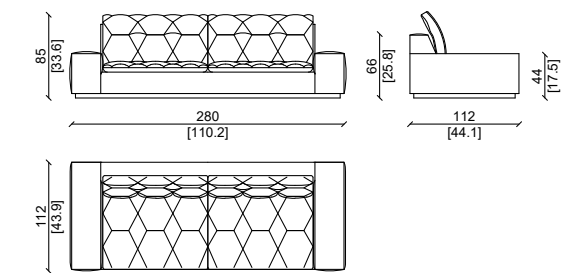
PRODUCT TECHNICAL SHEET:

Internal structure:
Fir wood multi-ply.
Cushions padding :
Sitting cushions :
External padding with natural , sterilized goose feathers.
Internal center with memory foam and expanded polyurethane with different density.
Back cushions :
Soft padding with natural , sterilized goose feathers , with a core support in expanded polyurethane.
Upholstery:
High quality leathers or fabrics available in different categories.
The tailor made quilting as photo is available only with fabrics or leathers of "top" , "kashmir" or "river" , "grasse" categories.
Base:
H. 4 Cm , available in wood or metal , with different colors or finish.

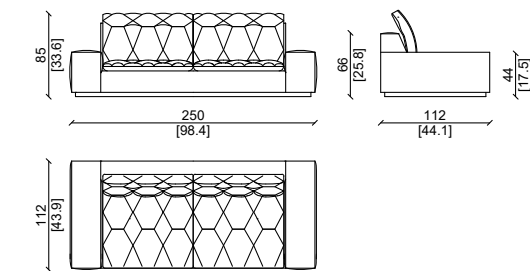
DIVANO 4 POSTI - SOFA 4 SEATER XL



DIVANO 3 POSTI - SOFA 3 SEATER L



DIVANO 2 POSTI - SOFA 2 SEATER M



Kashmir madras , base in metallo finitura ottone satinato
Kashmir madras leather , satin brass finish base.

CESAR SECTIONAL

Design: Castello Lagravinese Studio

DIVANO - SOFA

CARATTERISTICHE TECNICHE:

Struttura:
Divano realizzato in legno multistrato di abete.

Imbottiture:
Cuscino della seduta :
realizzato in poliuretano espanso in varie densità e memory foam, il tutto rivestito in piuma d'oca sterilizzata.

Cuscino schienale:
realizzato in piuma d'oca sterilizzata con un inserto in poliuretano espanso.

Rivestimento:
Rivestimento in varie categorie di pelle e tessuti.
Trapuntatura sartoriale come foto realizzabile solo con tessuti e pelli di categoria : kashmir, nabuk ,grasse e river.

Base:
Base h 4 cm disponibile in varie finiture di legno o metalli.

PRODUCT TECHNICAL SHEET:

Internal structure:
Fir wood multi-ply.

Cushions padding :
Sitting cushions :
External padding with natural , sterilized goose feathers.
Internal center with memory foam and expanded polyurethane with different density.

Back cushions :
Soft padding with natural , sterilized goose feathers , with a core support in expanded polyurethane.

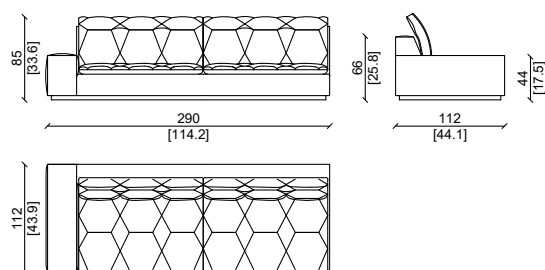
Upholstery:
High quality leathers or fabrics available in different categories.
The tailor made quilting as photo is available only with fabrics or leathers of "top" , "kashmir" or "river" , "grasse" categories.

Base:
H. 4 Cm , available in wood or metal , with different colors or finish.

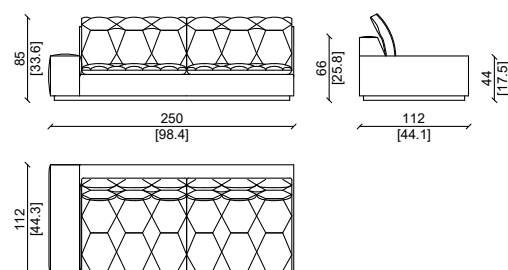


Pelle in kashmir madras , base in metallo finitura ottone satinato.
Leather kashmir madras , satin brass finish base.

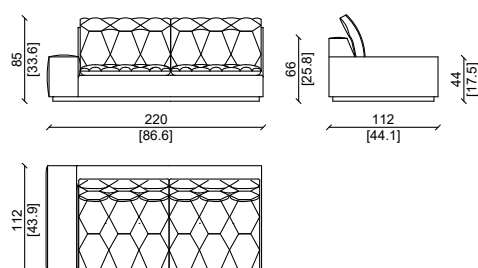
ELEMENTO / ELEMENT 290cm XL



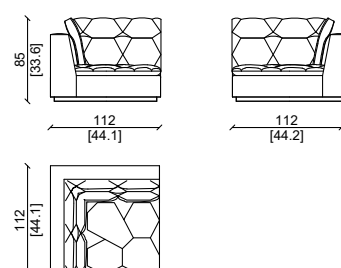
ELEMENTO / ELEMENT 250cm L



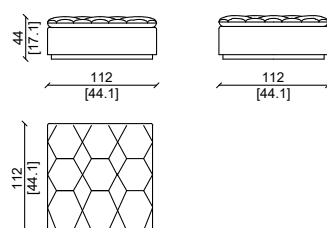
ELEMENTO / ELEMENT 220cm M



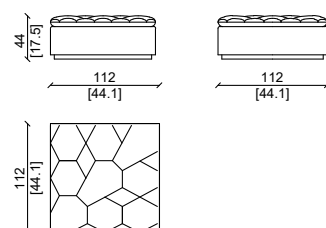
ANGOLO / CORNER



ISOLA / ISLAND



ISOLA-ANGOLO / ISLAND-CORNER



Pelle in kashmir madras , base in metallo finitura ottone satinato.
Leather kashmir madras , satin brass finish base.

CESAR REVERSE

Design: Castello Lagravinese Studio

DIVANO - SOFA

CARATTERISTICHE TECNICHE:

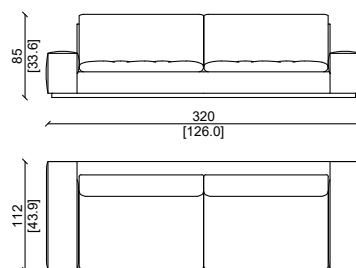
Struttura:
Divano realizzato in legno multistrato di abete.
Imbottiture:
Cuscino della seduta :
realizzato in poliuretano espanso in varie densità e memory foam, il tutto rivestito in piuma d'oca sterilizzata.
Cuscino schienale:
realizzato in piuma d'oca sterilizzata con un inserto in poliuretano espanso.
Rivestimento:
Rivestimento in varie categorie di pelle e tessuti.
Base:
Base h 4 cm disponibile in varie finiture di legno o metalli.

PRODUCT TECHNICAL SHEET:

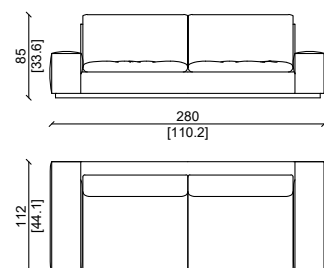
Internal structure:
Fir wood multi-ply.
Cushions padding :
Sitting cushions :
External padding with natural , sterilized goose feathers.
Internal center with memory foam and expanded polyurethane with different density.
Back cushions :
Soft padding with natural , sterilized goose feathers , with a core support in expanded polyurethane.
Upholstery:
High quality leathers or fabrics available in different categories.
Base:
H. 4 Cm , available in wood or metal , with different colors or finish.



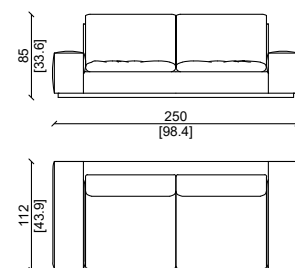
DIVANO - SOFA 320 CM XL



DIVANO - SOFA 280 CM L



DIVANO - SOFA 250 CM M



Pelle in grasse ottanio base finitura ottone satinato, cuscino in nabuk senape.
Grasse ottanio leather, satin brass finish base, Nabuk senape deocarative cushion.



Pelle in grasse ottanio base finitura ottone satinato, cuscino in nabuk senape.
Grasse ottanio leather, satin brass finish base, Nabuk senape deocarative cushion.

CESAR REVERSE SECTIONAL

Design: Castello Lagravinese Studio

DIVANO - SOFA

CESAR REVERSE SECTIONAL

Design: Castello Lagravinese Studio

DIVANO - SOFA

CARATTERISTICHE TECNICHE:

Struttura:
Divano realizzato in legno multistrato di abete.
Imbottiture:
Cuscino della seduta :
realizzato in poliuretano espanso in varie densità e memory foam, il tutto rivestito in piuma d'oca sterilizzata.
Cuscino schienale:
realizzato in piuma d'oca sterilizzata con un inserto in poliuretano espanso.
Rivestimento:
Rivestimento in varie categorie di pelle e tessuti.
Base:
Base h 4 cm disponibile in varie finiture di legno o metalli.

PRODUCT TECHNICAL SHEET:

Internal structure:
Fir wood multi-ply.
Cushions padding :
Sitting cushions :
External padding with natural , sterilized goose feathers.
Internal center with memory foam and expanded polyurethane with different density.
Back cushions :
Soft padding with natural , sterilized goose feathers , with a core support in expanded polyurethane.
Upholstery:
High quality leathers or fabrics available in different categories.
Base:
H. 4 Cm , available in wood or metal , with different colors or finish.

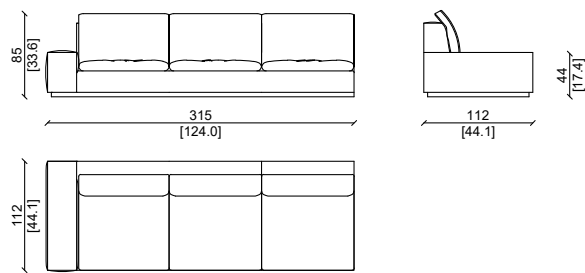


Pelle in kashmir madras , base in metallo finitura ottone satinato.
Leather kashmir madras , satin brass finish base.

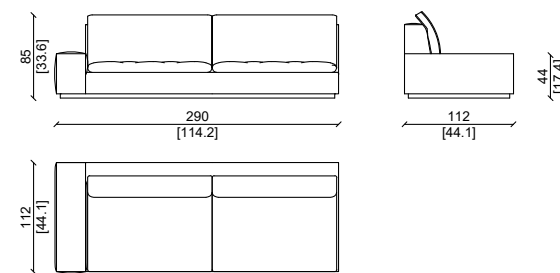


Pelle in kashmir madras , base in metallo finitura ottone satinato.
Leather kashmir madras , satin brass finish base.

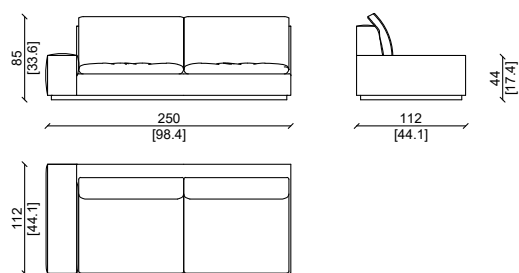
ELEMENTO / ELEMENT 315cm M



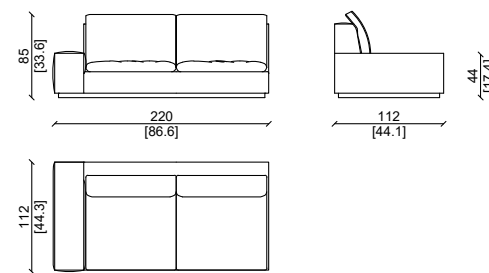
ELEMENTO / ELEMENT 290cm XL



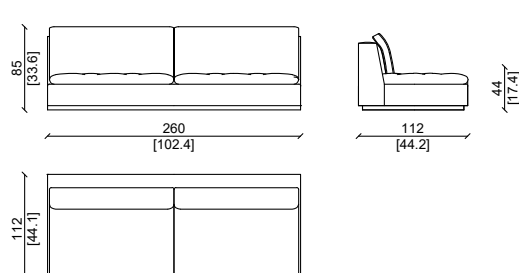
ELEMENTO / ELEMENT 250cm L



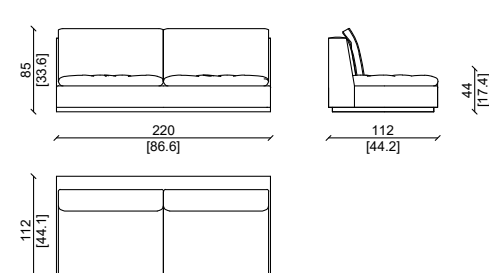
ELEMENTO / ELEMENT 220cm M



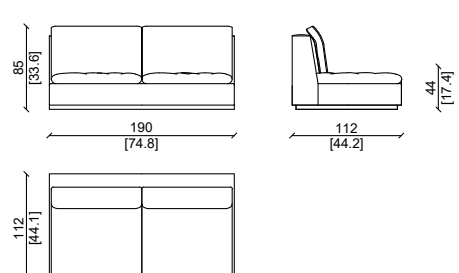
ELEMENTO / ELEMENT 260cm XL



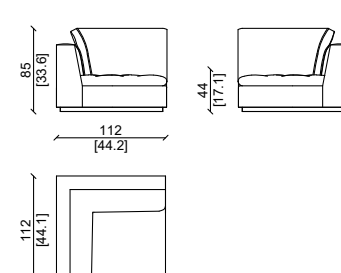
ELEMENTO / ELEMENT 220cm L



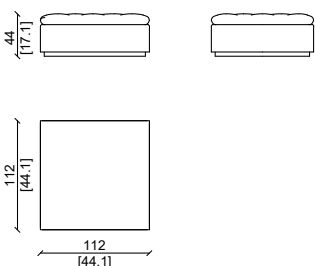
ELEMENTO / ELEMENT 190cm M



ANGOLO / CORNER



ANGOLO / CORNER





DORIAN

Design: Castello Lagravinese Studio

DIVANO - SOFA

CARATTERISTICHE TECNICHE:

Struttura:

Divano realizzato in legno massello e multistrato di abete.

Imbottiture:

Cuscino della seduta :
realizzato in poliuretano espanso in varie densità e memory foam, il tutto rivestito in piuma d'oca sterilizzata.

Cuscino schienale:

realizzato in piuma d'oca sterilizzata con un inserto in poliuretano espanso.

Rivestimento:

Rivestimento in varie categorie di pelle e tessuti.
Cucitura sartoriale e bordo della medesima tonalità, su richiesta è possibile

cambiare il bordo in varie finiture di pelli e tessuti.

Base:

Base h 4 cm disponibile in varie finiture di legno o metalli.

PRODUCT TECHNICAL SHEET:

Internal structure :

Solid wood and fir wood multi-ply.

Cushions padding:

Sitting cushions :

External padding with natural , sterilized goose feathers.

Internal center with memory foam and expanded polyurethane with different density.

Back cushions :

Soft padding with natural , sterilized goose feathers , with a core support in expanded polyurethane.

Upholstery:

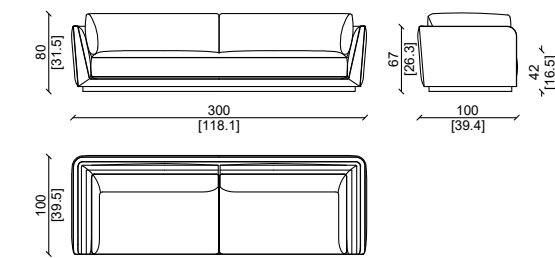
High quality leathers or fabrics available in different categories.

Tailor made stitching , with same color piping . Upon request the piping can be made in different colors of leathers or fabrics.

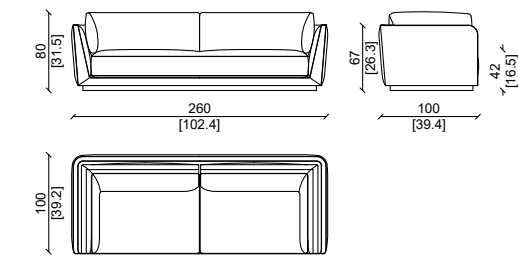
Base:

H. 4 Cm , available in wood or metal with different colors or finish.

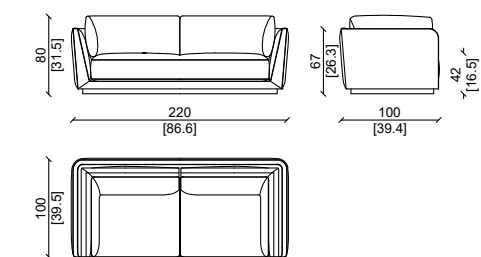
DIVANO 4 POSTI - SOFA 4 SEATER XL



DIVANO 3 POSTI - SOFA 3 SEATER L



DIVANO 2 POSTI - SOFA 2 SEATER M



Pelle in grasse perla, base in ottone satinato.
Grasse perla leather, satin brass base.

DORIAN SECTIONAL

Design: Castello Lagravinese Studio

DIVANO - SOFA

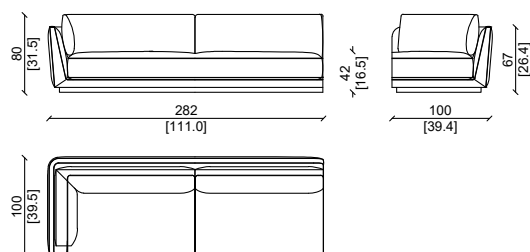
CARATTERISTICHE TECNICHE:

Struttura:
Divano realizzato in legno massello e multistrato di abete.
Imbottiture:
Cuscino della seduta :
realizzato in poliuretano espanso in varie densità e memory foam, il tutto rivestito in piuma d'oca sterilizzata.
Cuscino schienale:
realizzato in piuma d'oca sterilizzata con un inserto in poliuretano espanso.
Rivestimento:
Rivestimento in varie categorie di pelle e tessuti.
Cucitura sartoriale e bordo della medesima tonalita, su richiesta è possibile cambiare il bordo in varie finiture di pelli e tessuti.
Base:
Base h 4 cm disponibile in varie finiture di legno o metalli.

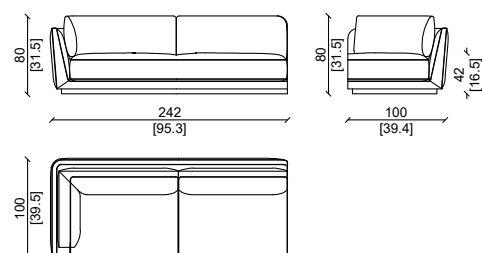
PRODUCT TECHNICAL SHEET:

Internal structure :
Solid wood and fir wood multi-ply.
Cushions padding:
Sitting cushions :
External padding with natural ,sterilized goose feathers.
Internal center with memory foam and expanded polyurethane with different density.
Back cushions :
Soft padding with natural ,sterilized goose feathers , with a core support in expanded polyurethane.
Upholstery:
High quality leathers or fabrics available in different categories.
Tailor made stitching , with same color piping . Upon request the piping can be made in different colors of leathers or fabrics.
Base:
H. 4 Cm , available in wood or metal with different colors or finish.

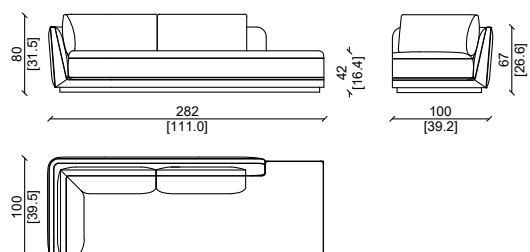
ELEMENTO / ELEMENT 282cm XL



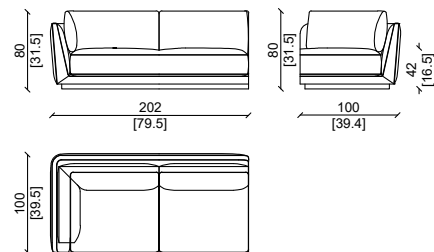
ELEMENTO / ELEMENT 242cm L



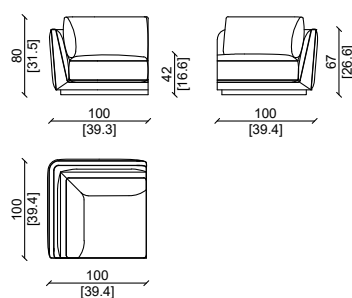
MERIDIANA / ELEMENT 282cm XL



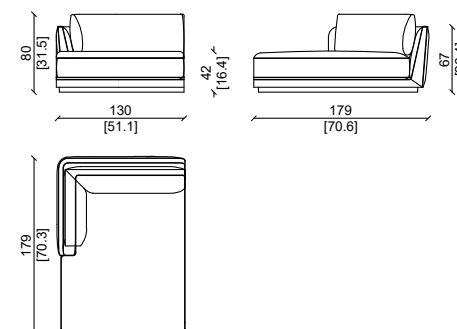
ELEMENTO / ELEMENT 202cm M



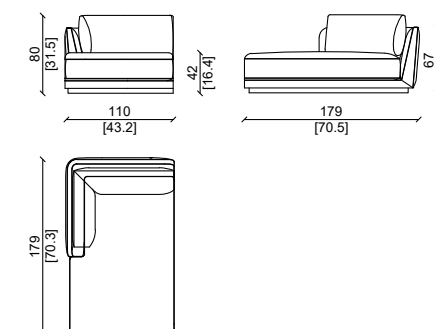
ANGOLO - CORNER



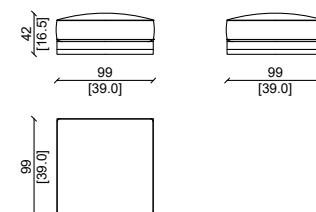
CHAISE LONGUE XL



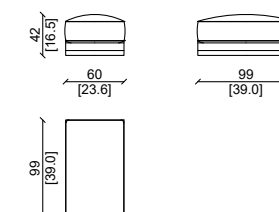
CHAISE LONGUE L



POUF



POUF



Pelle grasse perla , base in ottone satinato.
Grasse perla leather , satin brass base.

VICTOR XL

Design: Castello Lagravinese Studio

DIVANO - SOFA

DIVANO - SOFA

CARATTERISTICHE TECNICHE:

Struttura interna: Multistrato di abete.

Imbottitura: Cuscini della seduta:

Imbottitura soft con piuma d'oca naturale sterilizzata, con anima in memory foam e poliuretano espanso a densità differenziata. Cuscini dello schienale braccioli:

Imbottitura soft con piuma d'oca naturale sterilizzata, con anima in poliuretano espanso a densità differenziata.

Rivestimento: Pelli o tessuti di alta qualità disponibili in varie categorie.

Base e gambe: Gambe e struttura portante in metallo disponibile in diverse finiture.

PRODUCT TECHNICAL SHEET:

Internal structure: Fir wood multi-ply.

Padding:

Sitting cushions: External padding with natural, sterilized goose feathers.

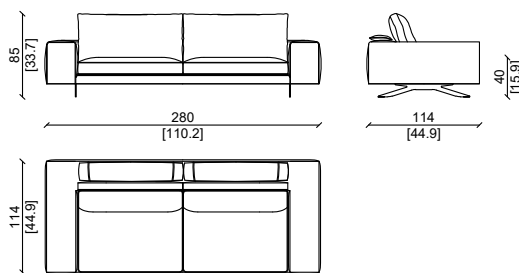
Internal center with memory foam and expanded polyurethane with different density.

Back cushions and armrests: Soft padding with natural, sterilized goose feathers, with a core support in expanded polyurethane.

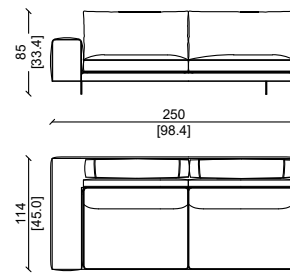
Upholstery: High quality leathers or fabrics available in different categories.

Base and legs: Legs and support structure in metal with different finish.

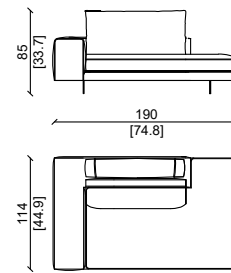
VICTOR XL 280



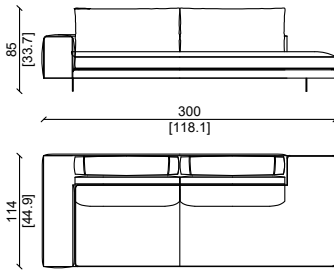
VICTOR XL 250



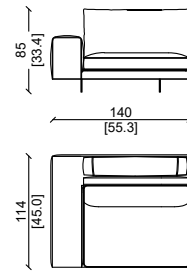
VICTOR XL 190 LONGUE



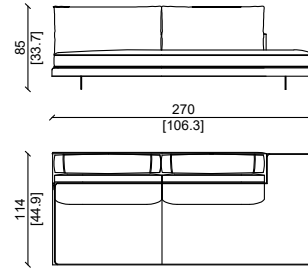
VICTOR XL 300



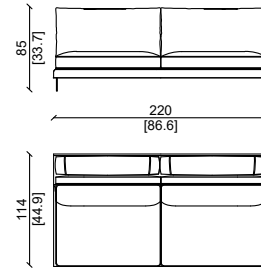
ANGOLO / CORNER



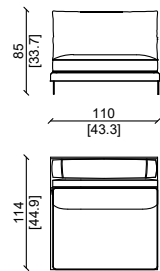
VICTOR XL 270



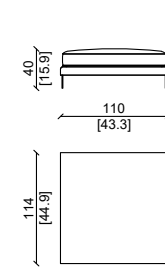
VICTOR XL 220



VICTOR XL 110



ISOLA / ISLAND



Pelle in grassè mattone, basi in ottone satinato.
Grassè mattone leather, satin brass base.



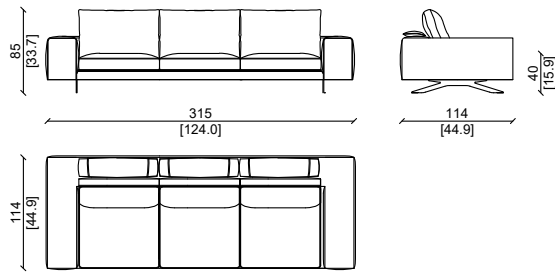
Pelle in grassè mattone, basi in ottone satinato.
Grassè mattone leather, satin brass base.

VICTOR L

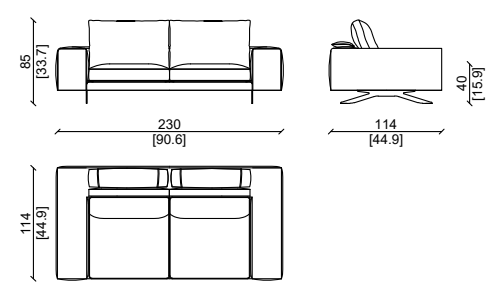
Design: Castello Lagravinese Studio

DIVANO - SOFA

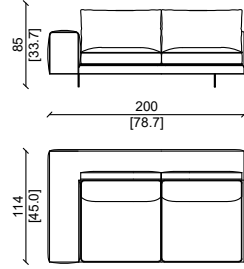
VICTOR L 315



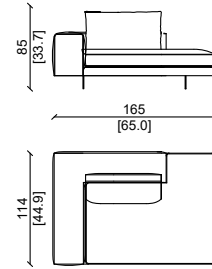
VICTOR L 230



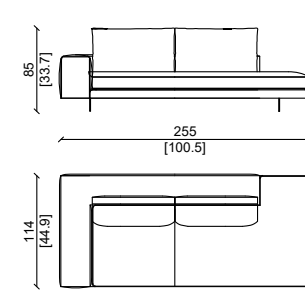
VICTOR L 200



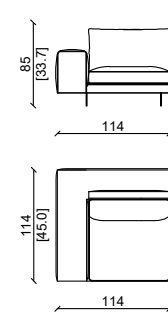
VICTOR L 165 LONGUE



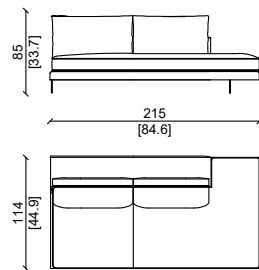
VICTOR L 255



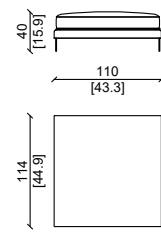
ANGOLO / CORNER



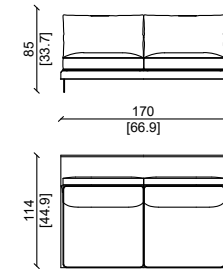
VICTOR L 215



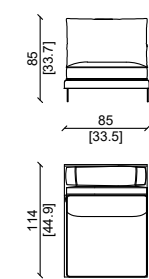
ISOLA / ISLAND



VICTOR L 170



VICTOR L 200



Pelle in grassè mattone, basi in ottone satinato.
Grassè mattone leather, satin brass base.



ALISON

Design: I.d. Ulivi Salotti

DIVANO - SOFA

CARATTERISTICHE TECNICHE:

Struttura:

Divano realizzato in legno multistrato di abete.

Imbottiture:

Cuscino della seduta :
realizzato in poliuretano espanso in varie densità e memory foam, il tutto rivestito in piuma d'oca sterilizzata.

Cuscino schienale e bracciolo:

realizzato in piuma d'oca sterilizzata.

Rivestimento:

Rivestimento in varie categorie di pelle e tessuti.

Base:

Piedini in legno massello rivestiti della stessa tipologia di pelle o tessuto.

PRODUCT TECHNICAL SHEET:

Internal structure :

Solid wood and fir wood multi-ply.

Cushions padding:

Sitting cushions:
External padding with natural , sterilized goose feathers.

Internal center with memory foam and expanded polyurethane with different density.

Back cushions :

Soft padding with natural , sterilized goose feathers , with a core support in expanded polyurethane.

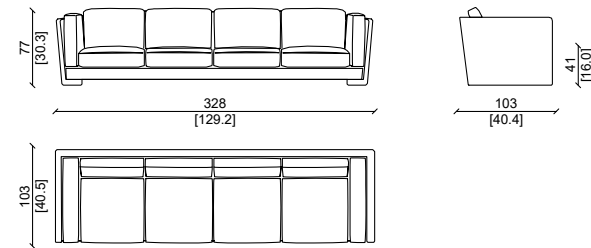
Upholstery:

High quality leathers or fabrics available in different categories.

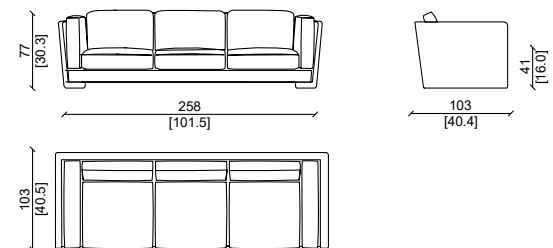
Base:

Feet in solid wood , covered with different types of leathers or wood.

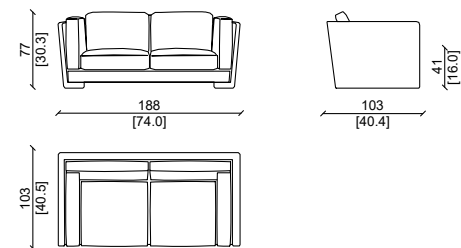
DIVANO 4 POSTI - SOFA 4 SEATER



DIVANO 3 POSTI - SOFA 3 SEATER



DIVANO 2 POSTI - SOFA 2 SEATER



Pelle nabuk sahara.
Nabuk sahara leather.



ALISON

Design: I.d. Ulivi Salotti

DIVANO - SOFA

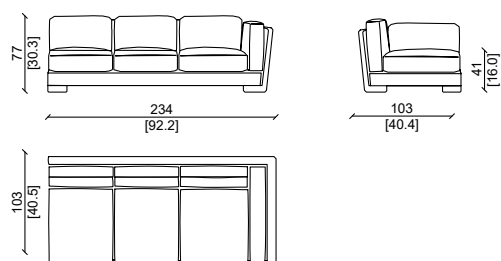
CARATTERISTICHE TECNICHE:

Struttura:
Divano realizzato in legno multistrato di abete.
Imbottiture:
Cuscino della seduta :
realizzato in poliuretano espanso in varie densità e memory foam, il tutto rivestito in piuma d'oca sterilizzata.
Cuscino schienale e bracciolo:
realizzato in piuma d'oca sterilizzata.
Rivestimento:
Rivestimento in varie categorie di pelle e tessuti.
Base:
Piedini in legno massello rivestiti della stessa tipologia di pelle o tessuto.

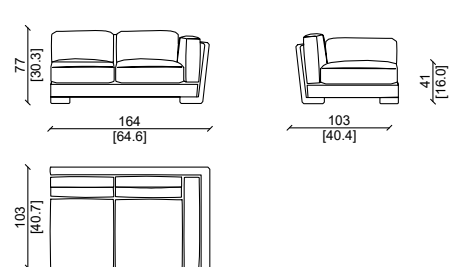
PRODUCT TECHNICAL SHEET:

Internal structure :
Solid wood and fir wood multi-ply.
Cushions padding:
Sitting cushions:
External padding with natural , sterilized goose feathers.
Internal center with memory foam and expanded polyurethane with different density.
Back cushions :
Soft padding with natural , sterilized goose feathers , with a core support in expanded polyurethane.
Upholstery:
High quality leathers or fabrics available in different categories.
Base:
Feet in solid wood , covered with different types of leathers or wood.

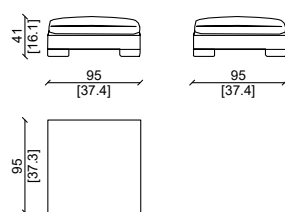
ELEMENTO / ELEMENT 234cm



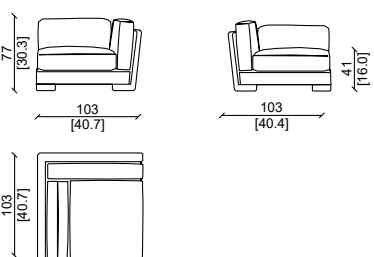
ELEMENTO / ELEMENT 164cm



ISOLA - ISLAND



ANGOLO - CORNER



Pelle nabuk sahara.
Nabuk sahara leather.

ANGIE

Design: Andrea Pinori - Giorgio Balestri

DORMEUSE

CARATTERISTICHE TECNICHE:

Struttura:

Divano realizzato in legno massello e multistrato di abete.

Imbottiture:

Cuscino della seduta :

Realizzato in poliuretano espanso in varie densità e memory foam, il tutto rivestito in piuma d'oca sterilizzata.

Rivestimento:

Rivestimento con lavorazione capitonné eseguito artigianalmente in varie categorie di pelle e tessuti .

Base:

Base di legno massello rivestita in varie categoria di pelli o tessuti.

PRODUCT TECHNICAL SHEET:

Internal structure :

Solid wood and fir wood multi-ply.

Cushions padding:

Sitting cushion :

External padding with natural , sterilized goose feathers.

Internal center with memory foam and expanded polyurethane with different density.

Back cushions and armrests :

Expanded polyurethane in different density.

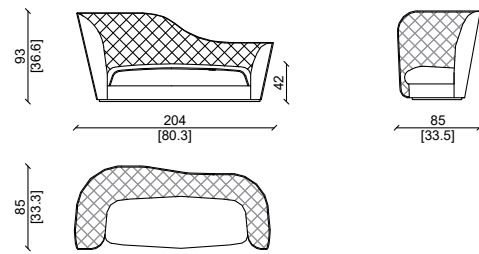
Upholstery:

Tailor made real "capitonné" finish of back structure and arms . Item available in different types of leathers and fabrics.

Base:

Solid American wood , covered with different types of leathers or fabrics.

DORMEUSE SX- DORMEUSE LEFT



Pelle in kashmir ruggine.
Kashmir ruggine leather.



BILLY XL

Design: R.L.

DIVANO/SOFA

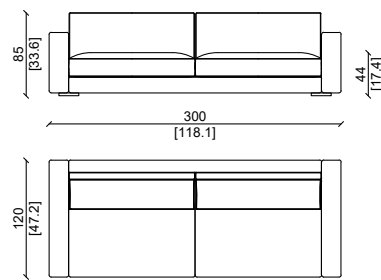
CARATTERISTICHE TECNICHE:

Struttura: Divano realizzato in legno multistrato di abete.
Imbottiture:
Cuscino della seduta : realizzato in poliuretano espanso in varie densità e memory foam, il tutto rivestito in piuma d'oca sterilizzata.
Cuscino schienale: realizzato in piuma d'oca sterilizzata.
Rivestimento: Rivestimento in varie categorie di pelle e tessuti.
Base: Piedini disponibili in varie finiture di legno.

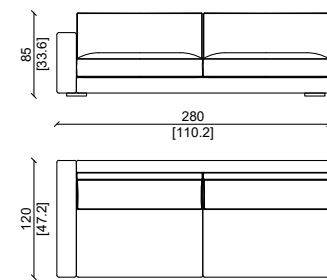
PRODUCT TECHNICAL SHEET:

Internal structure : Fir wood multi-ply.
Cushions padding : Sitting cushions :
External padding with natural , sterilized goose feathers
Internal center with memory foam and expanded polyurethane with different density.
Back cushions : Soft padding with natural , sterilized goose feathers , with a core support in expanded polyurethane.
Upholstery:
High quality leathers or fabrics available in different categories.
Base: Feet available in different types of wood finish.

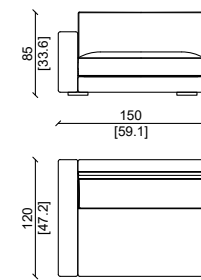
BIL300XL



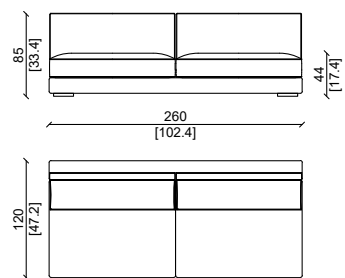
BIL280XL



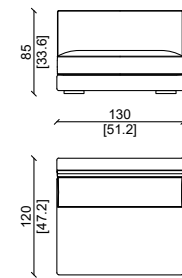
BIL150XL



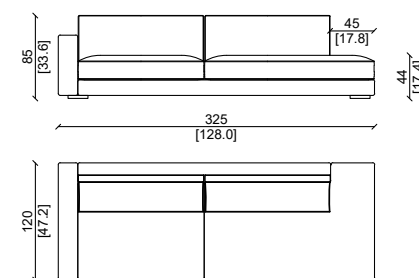
BIL260XL



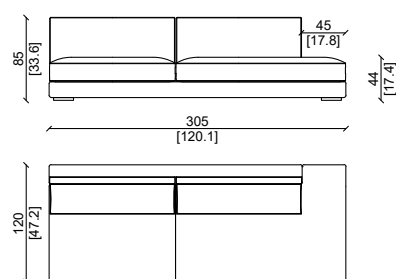
BIL130XL



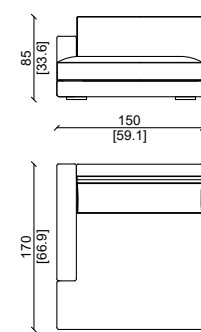
BIL325XL



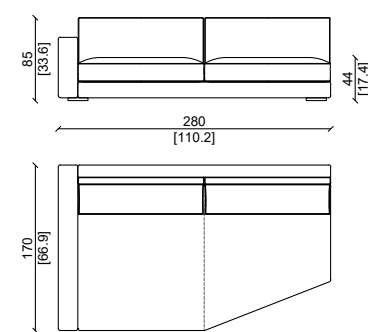
BIL305XL



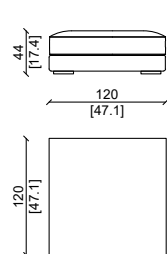
BIL150XLCHAISE



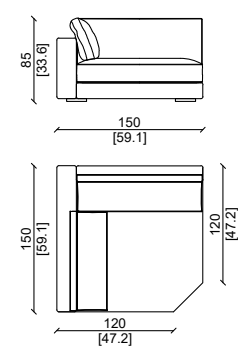
BIL280XLCORNER



BIL120POUF



BIL150CORN

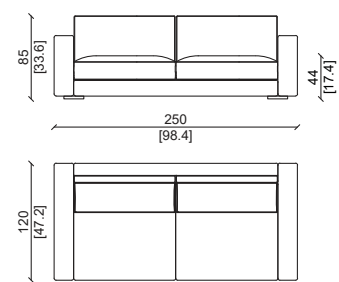


BILLY L

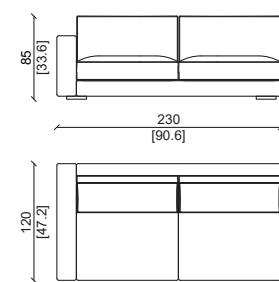
Design: R.L.

DIVANO/SOFA

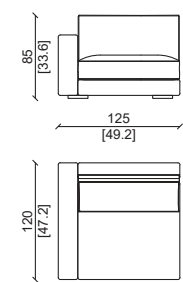
BIL250L



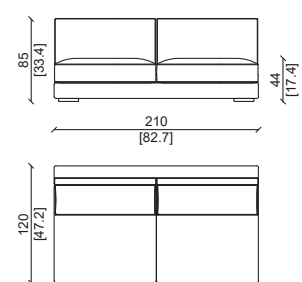
BIL230L



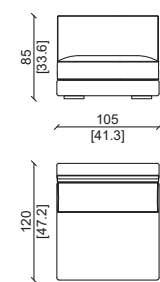
BIL125L



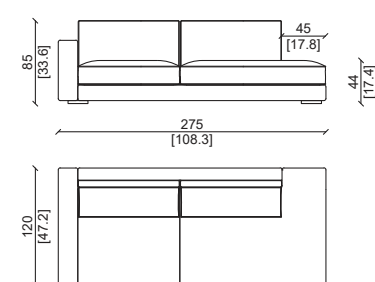
BIL210L



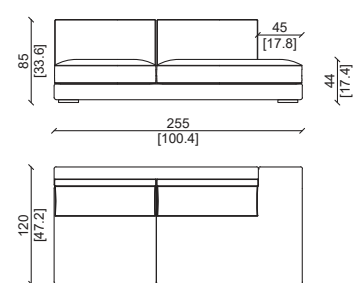
BIL105L



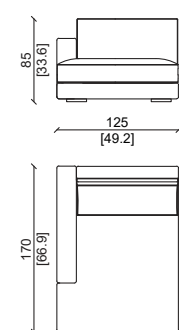
BIL275L



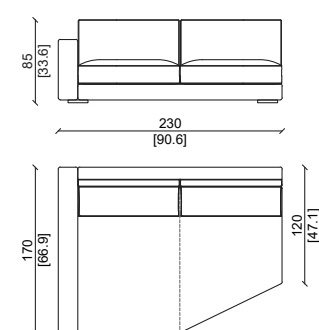
BIL255L



BIL125L CHAISE



BIL230L CORNER

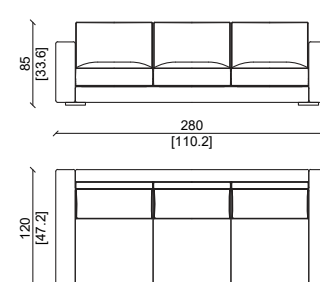


BILLY M

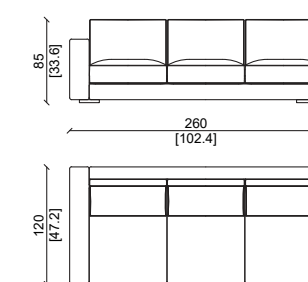
Design: R.L.

DIVANO/SOFA

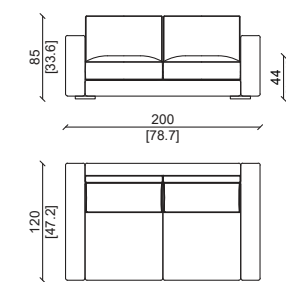
BIL280M



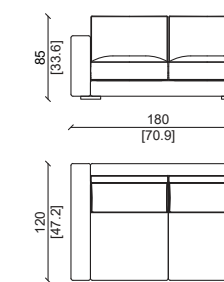
BIL260M



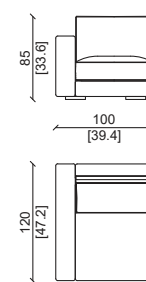
BIL200M



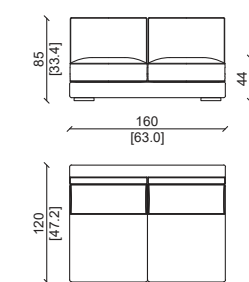
BIL180M



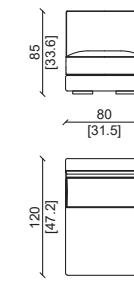
BIL100M



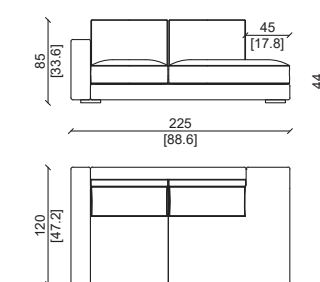
BIL160M



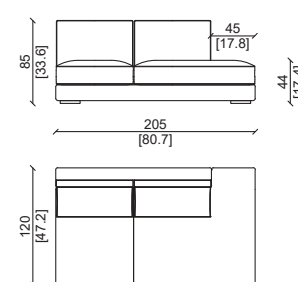
BIL80M



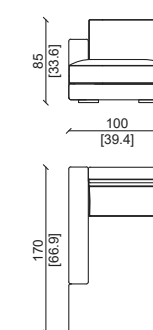
BIL225M



BIL205M



BIL100M CHAISE



Pelle tuscanly col. corda lucido.
Tuscany col. corda leather



Pelle tuscanly col. nero lucido.
Tuscany col. nero leather

BOBBIE

Design: Andrea Pinori - Giorgio Balestri

CARATTERISTICHE TECNICHE:

Struttura:
Divano realizzato in legno multistrato di abete.
Bracciolo realizzato in massello noce canaletto rivestito in pelle o tessuto come foto.

Imbottiture:
Cuscino della seduta :
Realizzato in poliuretano espanso in varie densità e memory foam, il tutto rivestito in piuma d'oca sterilizzata.

Cuscino schienale:
rivestito in piuma d'oca sterilizzata.

Rullo in poliuretano espanso rivestito in falda sintetica.

Rivestimento:
Rivestimento eseguito artigianalmente in varie categorie di pelle e tessuti,
cucitura decorativa realizzata con tecnica "pettine".

Base:
Piedini disponibili in noce canaletto .

PRODUCT TECHNICAL SHEET:

Internal structure:
Fir wood multi-ply .
Container-armrest in solid walnut "canaletto" upholstered in leather or fabric.

Cushions padding:
Sitting cushions :
External padding with natural , sterilized goose feathers.
Internal center with memory foam and expanded polyurethane with different density.

Back cushions :
Soft padding with natural , sterilized goose feathers , with a core support in expanded polyurethane.

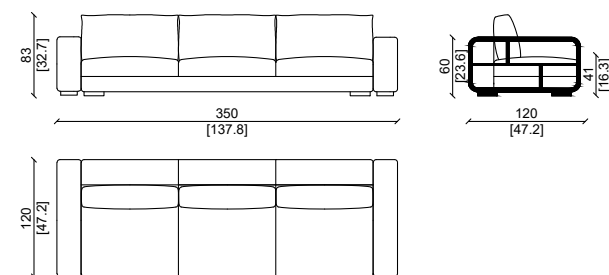
Roll cushion in expanded polyurethane with soft synthetic wrapping.

Upholstery:
High quality leathers or fabrics available in different categories
Decorative "comb-style" tailor made stitching .

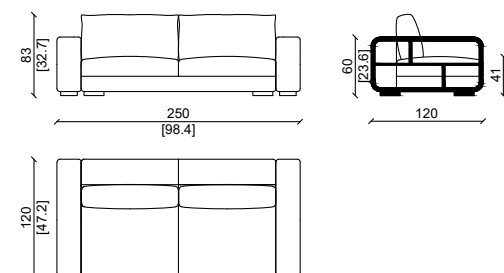
Base:
Solid wood feet available in walnut "canaletto".

DIVANO BRACCIOLO CONTENITORE SOFA WITH CONTAINER ARMREST

DIVANO 4 POSTI - SOFA 4 SEATER



DIVANO 3 POSTI - SOFA 3 SEATER



Tessuto chianti avorio e braccioli in noce americano.
Chianti avorio fabric, american walnut armrest.

BOBBIE

Design: Andrea Pinori - Giorgio Balestri

CARATTERISTICHE TECNICHE:

Struttura:
Divano realizzato in legno multistrato di abete.
Bracciolo realizzato in massello noce canaletto rivestito in pelle o tessuto come foto.

Imbottiture:
Cuscino della seduta :
Realizzato in poliuretano espanso in varie densità e memory foam, il tutto rivestito in piuma d'oca sterilizzata.

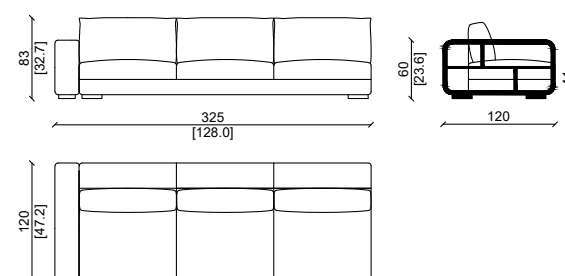
Cuscino schienale:
rivestito in piuma d'oca sterilizzata.

Rullo in poliuretano espanso rivestito in falda sintetica.

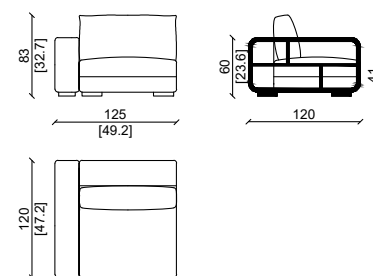
Rivestimento:
Rivestimento eseguito artigianalmente in varie categorie di pelle e tessuti,
cucitura decorativa realizzata con tecnica "pettine".

Base:
Piedini disponibili in noce canaletto .

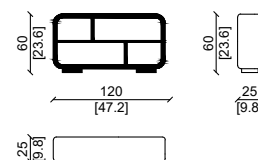
ELEMENTO - ELEMENT 325cm



ELEMENTO - ELEMENT 125cm



BRACCIOLO - ARMREST



DIVANO BRACCIOLO CONTENITORE SOFA WITH CONTAINER ARMREST

PRODUCT TECHNICAL SHEET:

Internal structure:
Fir wood multi-ply .
Container-armrest in solid walnut "canaletto" upholstered in leather or fabric.

Cushions padding:
Sitting cushions :
External padding with natural , sterilized goose feathers.
Internal center with memory foam and expanded polyurethane with different density.

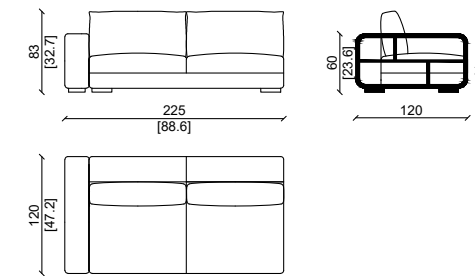
Back cushions :
Soft padding with natural , sterilized goose feathers , with a core support in expanded polyurethane.

Roll cushion in expanded polyurethane with soft synthetic wrapping.

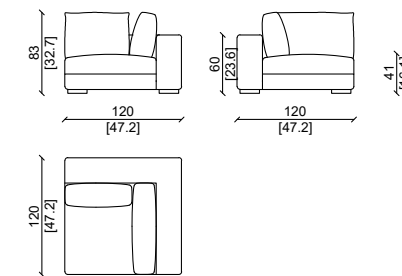
Upholstery:
High quality leathers or fabrics available in different categories
Decorative "comb-style" tailor made stitching .

Base:
Solid wood feet available in walnut "canaletto".

ELEMENTO - ELEMENT 225cm



ANGOLO - CORNER



BOBBIE

Design: Andrea Pinori - Giorgio Balestri

DIVANO BRACCIOLO TAPPEZZATO SOFA WITH PADDED ARMREST

CARATTERISTICHE TECNICHE:

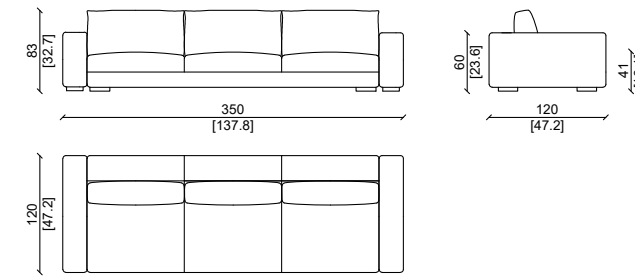
Struttura:
Divano realizzato in legno multistrato di abete.
Imbottiture:
Cuscino della seduta :
Realizzato in poliuretano espanso in varie densità e memory foam, il tutto rivestito in piuma d'oca sterilizzata.
Cuscino schienale:
rivestito in piuma d'oca sterilizzata.
Rullo in poliuretano espanso rivestito in falda sintetica.
Rivestimento:
Rivestimento eseguito artigianalmente in varie categorie di pelle e tessuti,
cucitura decorativa realizzata con tecnica "pettine".
Base:
Piedini disponibili in noce canaletto .

PRODUCT TECHNICAL SHEET:

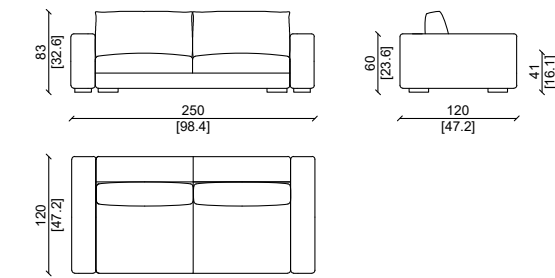
Internal structure:
Fir wood multi-ply.
Cushions padding:
Sitting cushions :
External padding with natural , sterilized goose feathers
Internal center with memory foam and expanded polyurethane with different density.
Back cushions :
Soft padding with natural , sterilized goose feathers , with a core support in expanded polyurethane.
Roll cushion in expanded polyurethane with soft synthetic wrapping
Upholstery :
High quality leathers or fabrics available in different categories
Decorative "comb-style" tailor made stitching.
Base:
Solid wood feet available in walnut "canaletto".



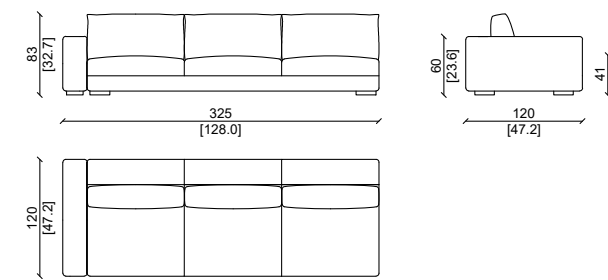
DIVANO 4 POSTI - SOFA 4 SEATER



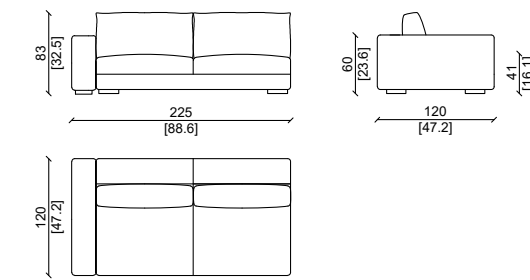
DIVANO 3 POSTI - SOFA 3 SEATER



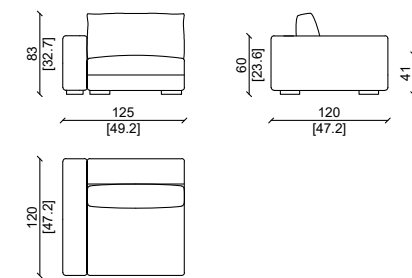
ELEMENTO - ELEMENT 325cm



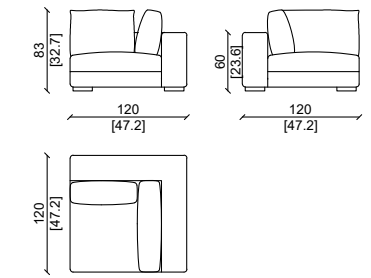
ELEMENTO - ELEMENT 225cm



ELEMENTO - ELEMENT 125cm



ANGOLO - CORNER



Pelle in river choco.
River choco leather.



JACOB

Design: Andrea Pinori - Giorgio Balestri

DIVANO/SOFA

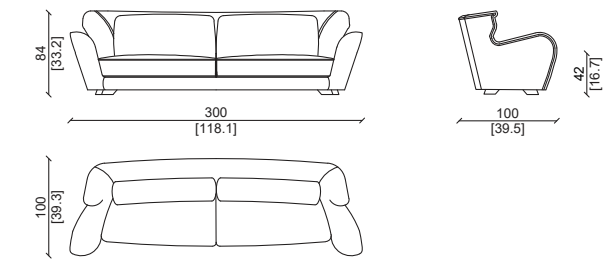
CARATTERISTICHE TECNICHE:

Struttura:
Divano realizzato in legno massello di abete.
Imbottiture:
Cuscino della seduta :
Realizzato in poliuretano espanso in varie densità e memory foam, il tutto rivestito in piuma d'oca sterilizzata.
Cuscino schienale:
rivestito in piuma d'oca sterilizzata.
Rivestimento:
Rivestimento eseguito artigianalmente in varie categorie di pelle e tessuti con la possibilità di scegliere finiture diverse per struttura e cuscini.
Base:
Piedini rivestiti in pelle o tessuto .

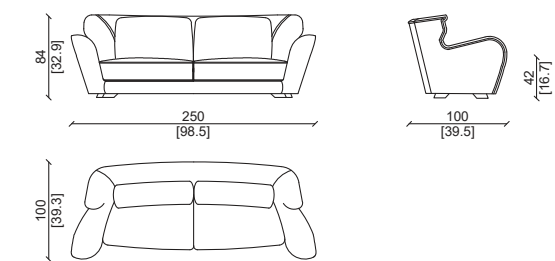
PRODUCT TECHNICAL SHEET:

Internal structure :
Solid fir wood.
Cushions padding:
Sitting cushions :
External padding with natural , sterilized goose feathers.
Internal center with memory foam and expanded polyurethane with different density.
Back cushions :
Soft padding with natural , sterilized goose feathers , with a core support in expanded polyurethane.
Main structure behind the cushions : expanded polyurethane
Upholstery:
High quality leathers or fabrics available in different categories
Possibility to choose different finish and materials for main structure and cushions.
Base:
Feet in solid wood , covered with different types of leathers or wood.

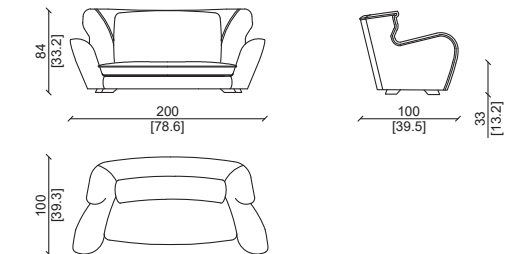
DIVANO 4 POSTI - SOFA 4 SEATER



DIVANO 3 POSTI - SOFA 3 SEATER



DIVANO 2 POSTI - SOFA 2 SEATER



Struttura in tuscanly bosco, cuscini in cat. classic, art. chianti.
Tuscanly bosco structure, cushion in fabric cat. classic, art. chianti.

MAX

Design: Andrea Pinori - Giorgio Balestri

DIVANO/SOFA

CARATTERISTICHE TECNICHE:

Struttura:

Divano realizzato in legno multistrato di abete.

Imbottiture:

Cuscino della seduta :
realizzato in poliuretano espanso in varie densità e memory foam, il tutto rivestito in piuma d'oca sterilizzata.

Cuscino schienale:

realizzato in piuma d'oca sterilizzata.

Rivestimento:

Rivestimento in varie categorie di pelle e tessuti.

Cucitura sartoriale e bordo della medesima tonalità, su richiesta è possibile cambiare il bordo in varie finiture di pelli e tessuti.

Base:

Piedini disponibili in varie finiture legno.

PRODUCT TECHNICAL SHEET:

Internal structure :

Fir wood multi-ply.

Cushions padding :

Sitting cushions :

External padding with natural , sterilized goose feathers.

Internal center with memory foam and expanded polyurethane with different density.

Back cushions :

Soft padding with natural , sterilized goose feathers , with a core support in expanded polyurethane.

Upholstery :

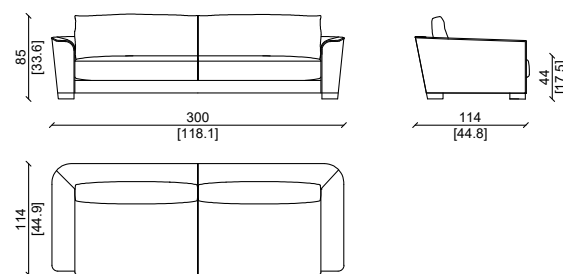
High quality leathers or fabrics available in different categories

Tailor made stitching , with same color piping . Upon request the piping can be made in different colors of leathers or fabrics.

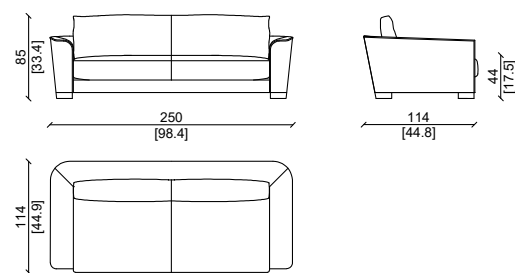
Base and feet :

Feet in solid wood available in different finish.

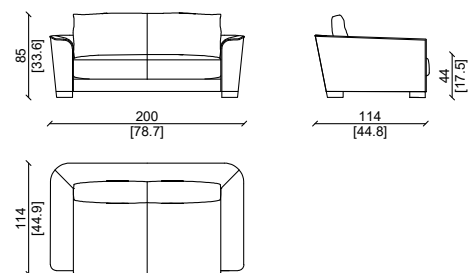
DIVANO 4 POSTI - SOFA 4 SEATER




DIVANO 3 POSTI - SOFA 3 SEATER



DIVANO 2 POSTI - SOFA 2 SEATER



Pelle kashmir resian.
Kashmir resian leather.





OLIVER

Design: Andrea Pinori - Giorgio Balestri

DIVANO/SOFA

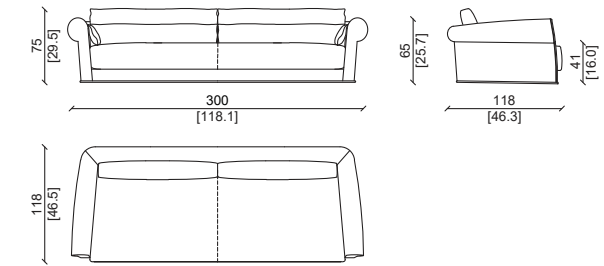
CARATTERISTICHE TECNICHE:

Struttura:
Divano realizzato in legno multistrato di abete.
Imbottiture:
Cuscino della seduta :
realizzato in poliuretano espanso in varie densità e memory foam, il tutto rivestito in piuma d'oca sterilizzata.
Cuscino schienale:
realizzato in piuma d'oca sterilizzata.
Rivestimento:
Rivestimento in varie categorie di pelle e tessuti.
Cucitura sartoriale e bordo della medesima tonalita, su richiesta è possibile cambiare il bordo in varie finiture di pelli e tessuti.
Base:
Piedini disponibili in varie finiture legno.

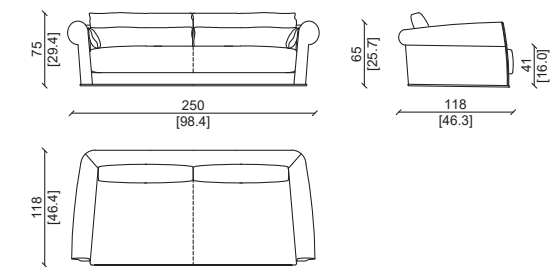
PRODUCT TECHNICAL SHEET:

Internal structure :
Fir wood multi-ply.
Cushions padding :
Sitting cushions :
External padding with natural , sterilized goose feathers.
Internal center with memory foam and expanded polyurethane with different density.
Back cushions :
Soft padding with natural , sterilized goose feathers , with a core support in expanded polyurethane.
Upholstery :
High quality leathers or fabrics available in different categories
Tailor made stitching , with same color piping . Upon request the piping can be made in different colors of leathers or fabrics.
Base and feet :
Feet in solid wood available in different finish.

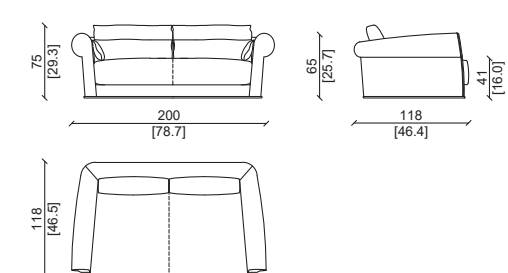
DIVANO 4 POSTI - SOFA 4 SEATER



DIVANO 3 POSTI - SOFA 3 SEATER



DIVANO 2 POSTI - SOFA 2 SEATER



Pelle tuscani brunello, piping in kashmir resian.
Tuscani brunello leather, piping in kashmir resian.

REX

Design: R.L.

DIVANO/SOFA

CARATTERISTICHE TECNICHE:

Struttura:

Divano realizzato in legno multistrato di abete.

Imbottiture:

Cuscino della seduta :
realizzato in poliuretano espanso in varie densità e memory foam, il tutto rivestito in piuma d'oca sterilizzata.

Cuscino schienale:

realizzato in piuma d'oca sterilizzata.

Rivestimento:

Rivestimento in varie categorie di pelle e tessuti.

Base:

Piedini rivestiti in varie finiture di pelle o tessuti.

PRODUCT TECHNICAL SHEET:

Internal structure :

Fir wood multi-ply.

Cushions padding:

Sitting cushions :

External padding with natural , sterilized goose feathers.

Internal center with memory foam and expanded polyurethane with different density.

Back cushions :

Soft padding with natural , sterilized goose feathers , with a core support in expanded polyurethane.

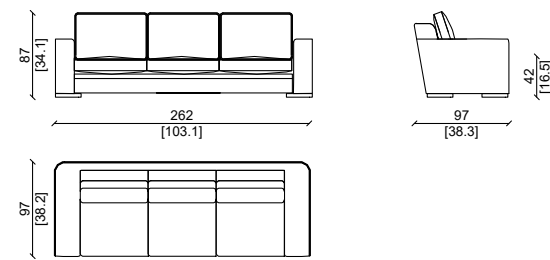
Upholstery:

High quality leathers or fabrics available in different categories.

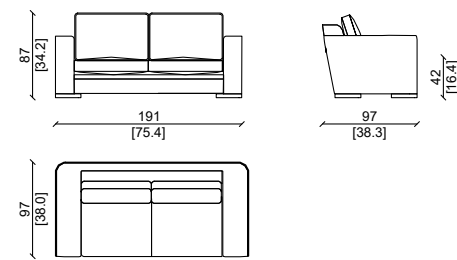
Base:

Feet in solid wood , covered with different types of leathers or wood .

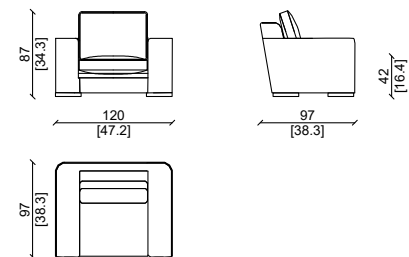
DIVANO 3 POSTI - SOFA 3 SEATER



DIVANO 2 POSTI - SOFA 2 SEATER



POLTRONA / ARMCHAIR



Pelle toscany rosso cina.
Tuscany rosso cina leather.

REX SECTIONAL

Design: R.L.

DIVANO/SOFA

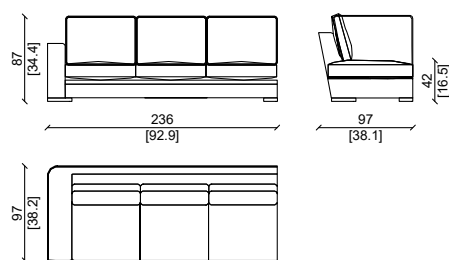
CARATTERISTICHE TECNICHE:

Struttura: Divano realizzato in legno multistrato di abete.
Imbottiture: Cuscino della seduta :
realizzato in poliuretano espanso in varie densità e memory foam, il tutto rivestito in piuma d'oca sterilizzata.
Cuscino schienale: realizzato in piuma d'oca sterilizzata.
Rivestimento: Rivestimento in varie categorie di pelle e tessuti.
Base: Piedini rivestiti in varie finiture di pelle o tessuti.

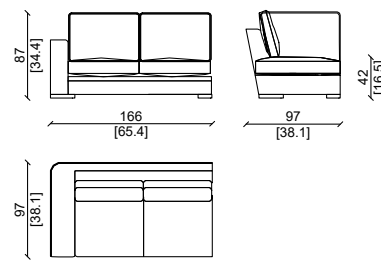
PRODUCT TECHNICAL SHEET:

Internal structure : Fir wood multi-ply.
Cushions padding: Sitting cushions :
External padding with natural , sterilized goose feathers.
Internal center with memory foam and expanded polyurethane with different density.
Back cushions : Soft padding with natural , sterilized goose feathers , with a core support in expanded polyurethane.
Upholstery: High quality leathers or fabrics available in different categories.
Base: Feet in solid wood , covered with different types of leathers or wood .

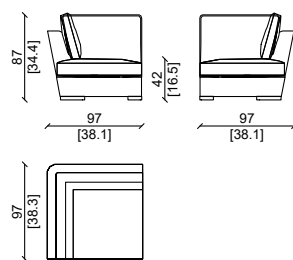
ELEMENT - ELEMENT 236cm



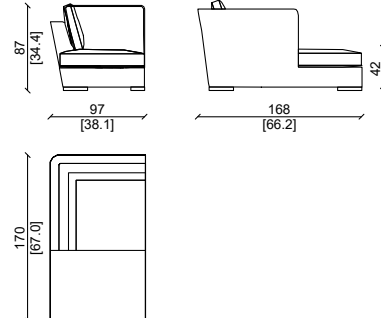
ELEMENT - ELEMENT 166cm



ANGOLO - CORNER



DORMEUSE



Pelle in river sibir.
River sibir leather.





ROBERT

Design: Andrea Pinori - Giorgio Balestri

DIVANO/SOFA

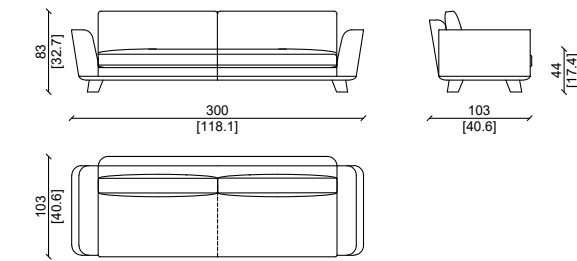
CARATTERISTICHE TECNICHE:

Struttura:
Divano realizzato in legno multistrato di abete.
Imbottiture:
Cuscino della seduta :
Realizzato in poliuretano espanso in varie densità e memory foam, il tutto rivestito in piuma d'oca sterilizzata.
Cuscino schienale:
rivestito in piuma d'oca sterilizzata.
Rivestimento:
Rivestimento eseguito artigianalmente in varie categorie di pelle e tessuti,
cucitura decorativa realizzata con tecnica "pettine".
Basse zampe:
Base realizzata in noce canaletto .

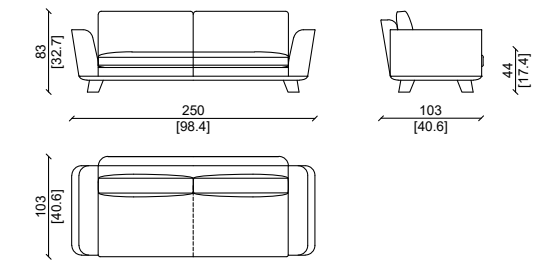
PRODUCT TECHNICAL SHEET:

Internal structure :
Solid wood and fir wood multi-ply.
Cushions padding:
Sitting cushions :
External padding with natural , sterilized goose feathers.
Internal center with memory foam and expanded polyurethane with different density.
Back cushions :
Soft padding with natural , sterilized goose feathers , with a core support in expanded polyurethane.
Upholstery :
High quality leathers or fabrics available in different categories.
Decorative "comb-style" tailor made stitching.
Base and feet:
solid walnut "canaletto".

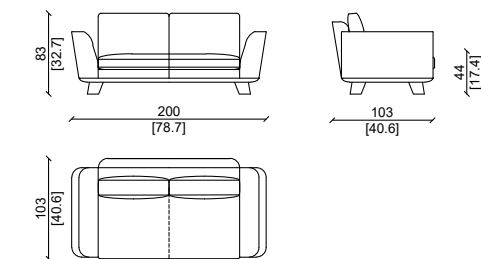
DIVANO 4 POSTI - SOFA 4 SEATER



DIVANO 3 POSTI - SOFA 3 SEATER



DIVANO 2 POSTI - SOFA 2 SEATER



Pelle in river pomice base in noce americano.
River pomice leather, american walnut base.



TOMMY

Design: I.d. Ulivi Salotti

DIVANO/SOFA

CARATTERISTICHE TECNICHE:

Struttura:
Divano realizzato in legno massello e multistrato di abete.

Imbottiture:
Cuscino della seduta :
realizzato in poliuretano espanso in varie densità e memory foam, il tutto rivestito in piuma d'oca sterilizzata.

Cuscino schienale:
realizzato in piuma d'oca sterilizzata con un inserto in poliuretano espanso.

Rivestimento:
Rivestimento in varie categorie di pelle e tessuti.
Cucitura sartoriale e bordo della medesima tonalità, su richiesta è possibile cambiare il bordo in varie finiture di pelli e tessuti.

Base:
Base disponibile in varie finiture legno o metalli.

PRODUCT TECHNICAL SHEET:

Internal structure :
Solid wood and fir wood multi-ply.

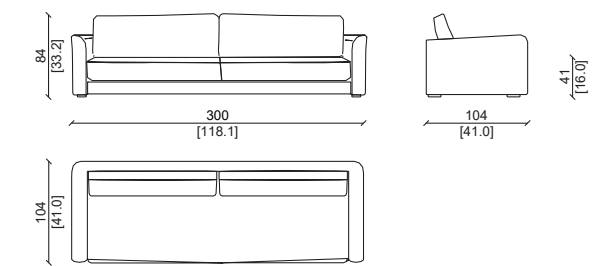
Cushions padding:
Sitting cushions :
External padding with natural , sterilized goose feathers.
Internal center with memory foam and expanded polyurethane with different density.

Back cushions :
Soft padding with natural , sterilized goose feathers , with a core support in expanded polyurethane.

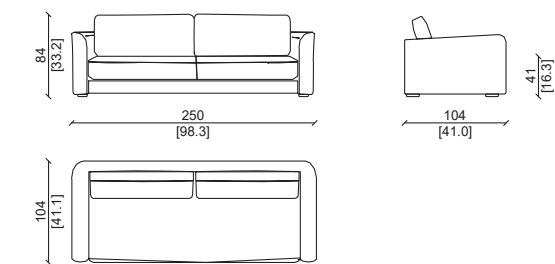
Upholstery:
High quality leathers or fabrics , available in different categories.
Tailor made stitching , with same color piping . Upon request the piping can be made in different colors of leathers or fabrics.

Base:
Available in wood or metal with different colors or finish.

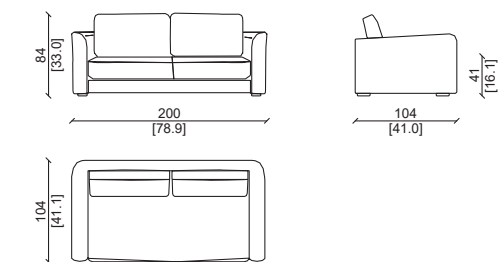
DIVANO 4 POSTI - SOFA 4 SEATER



DIVANO 3 POSTI - SOFA 3 SEATER



DIVANO 2 POSTI - SOFA 2 SEATER



Pelle in grasse mattone.
Grasse mattone leather.

GASTON

Design: Castello Lagravinese Studio

POUF

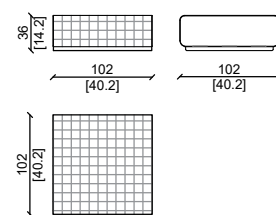
CARATTERISTICHE TECNICHE:

Struttura:
Realizzato in multistrato di abete.
Imbottitura:
Poliuretano espanso in varie densità .
Disponibile nelle categorie di pelle di Ulivi Salotti.

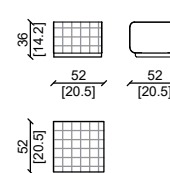
PRODUCT TECHNICAL SHEET:

Internal structure:
Fir wood multi-ply
Padding:
Expanded polyurethane in different density
Upholstery:
Available in Ulivi Salotti's leather categories.

GASTON 100



GASTON 50



Gaston 50 in cuoio malva, Gaston 100 in cuoio biscotto.
Gaston 50 made in cuoio malva and Gaston 100 made in cuoio biscotto leather.



ZIGLY POUF

Design: Castello Lagravinese Studio

POUF

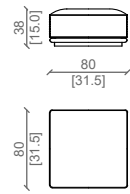
CARATTERISTICHE TECNICHE:

Struttura interna: Struttura portante multistrato.
Imbottitura : Cuscini della seduta: Piuma d'oca naturale sterilizzata, memory foam e schiuma poliuretanica a densità differenziata per assicurare il massimo comfort..
Rivestimento : Pelli o tessuti di alta qualità della gamma esclusiva ulivi salotti , disponibili in varie categorie.
Base perimetrale di noce rivestita in pelle, disponibile in diverse finiture.
Base di legno.

PRODUCT TECHNICAL SHEET:

Internal structure: Multilayer bearing structure. Padding :
Seat cushions: Natural sterilized goose down, memory foam and polyurethane foam of different densities to ensure maximum comfort.
Upholstery : Leather or high-quality fabrics from the exclusive Ulivi Salotti range, available in various categories.
Perimeter base in walnut covered in leather, available in different finishes.
Wooden base.

POUF



Cuscini e struttura in grasse birra, base rivestita in plume taupe e noce americano tabacco.
Cushion and structure made in grasse birra, plume taupe upholstered base and american walnut tabacco.

DOMINIC

Design: Castello Lagravinese Studio

POUF

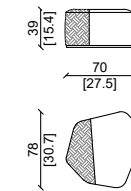
CARATTERISTICHE TECNICHE:

Struttura interna : multistrato di abete sagomato .
Imbottitura : poliuretano espanso .
Rivestimento : pelli o tessuti di alta qualità della gamma esclusiva Ulivi Salotti , disponibili in varie categorie.
Finitura speciale : su richiesta finitura intrecciata su parte del pouf realizzata a mano.

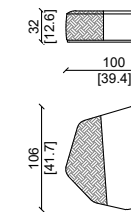
PRODUCT TECHNICAL SHEET:

Internal structure : shaped fir wood multi-ply .
Padding : polyurethane foam.
Upholstery : high quality leathers or fabrics from Ulivi Salotti exclusive range , available in different categories.
Special finish : hand made finish available on part of the pouf.

POUF



POUF



Pelle in grassè ottanio.
Grassè ottanio leather.

Pelle in grassè mattone.
Grassè mattone leather.

MANON LUXURY

Design: I.D. Ulivi Salotti

CARATTERISTICHE TECNICHE:

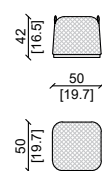
Struttura:
Realizzato in multistrato di abete.
Imbottitura:
Poliuretano espanso in varie densità .
Rivestimento:
Rivestimento in varie categorie di pelle e tessuti di alta qualità disponibili in varie categorie.

PRODUCT TECHNICAL SHEET:

Internal structure:
Fir wood multi-ply
Padding:
Expanded polyurethane in different density
Upholstery:
High quality leathers or fabrics , available in different categories.

POUF

POUF QUADRATO - SQUARE POUF



Treccia fatta a mano in grasse smeraldo, lacci in cuoio malva.
Handmade braid grasse smerarlo leather and cuoio malva strips leather.

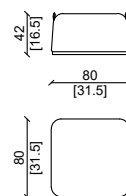
MANON

Design: I.D. Ulivi Salotti

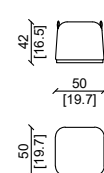
CARATTERISTICHE TECNICHE:

Struttura:
Realizzato in multistrato di abete.
Imbottitura:
Poliuretano espanso in varie densità .
Rivestimento:
Rivestimento in varie categorie di pelle e tessuti di alta qualità disponibili in varie categorie.

POUF QUADRATO - SQUARE POUF



POUF QUADRATO - SQUARE POUF



POUF

PRODUCT TECHNICAL SHEET:

Internal structure:
Fir wood multi-ply
Padding:
Expanded polyurethane in different density
Upholstery:
High quality leathers or fabrics , available in different categories.



Pelle in grassè ottanio.
Grassè ottanio leather.

Pelle in grassè mattone.
Grassè mattone leather.



STONE

Design: Castello Lagravinese Studio

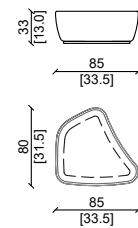
CARATTERISTICHE TECNICHE:

Struttura interna :
multistrato di abete sagomato
Imbottitura :
poliuretano espanso .
Rivestimento :
Pelli o tessuti di alta qualità della gamma esclusiva ulivi salotti , disponibili in varie categorie.

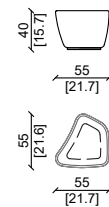
PRODUCT TECHNICAL SHEET:

Internal structure :
Shaped fir wood multi-ply .
Padding :
Polyurethane foam.
Upholstery :
High quality leathers or fabrics from ulivi salotti exclusive range , available in different categories.

POUF 85 CM



POUF 55 CM



Pouf grande in grasse marina. Pouf piccolo in grasse perla.
Big pouf grasse marina leather. Small pouf grasse perla leather.

POUF

BASKET

Design: I.d Ulivi Salotti

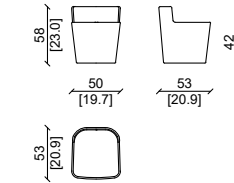
CARATTERISTICHE TECNICHE:

Struttura:
Divano realizzato in legno multistrato di abete.
Imbottiture:
Realizzato in poliuretano espanso in varie densità.
Rivestimento:
Rivestimento in varie categorie di pelle e tessuti.

PRODUCT TECHNICAL SHEET:

Internal structure:
Fir wood multi-ply.
Padding :
Expanded polyurethane in different density.
Upholstery :
High quality leathers or fabrics , available in different categories.

POUF



Pelle in tuscany menta.
Tuscany menta leather.

Pelle in tuscany piombo.
Tuscany piombo leather.

POUF

LILAS

Design:Castello Lagravinese Studio

POUF

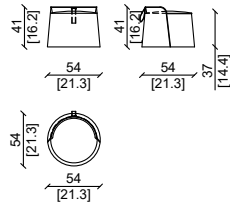
CARATTERISTICHE TECNICHE:

Struttura:
Realizzato in multistrato di abete.
Imbottitura:
Poliuretano espanso con densità differenziata.
Rivestimento:
Seduta e corpo : lavorazione con pelli o tessuti di alta qualità disponibili in varie categorie. Piccolo sostegno posteriore imbottito.

PRODUCT TECHNICAL SHEET:

Internal structure:
Fir wood multi-ply
Padding:
Expanded polyurethane in different density.
Upholstery:
Seat and body : high quality leathers or fabrics available in different categories. Backrest profile to ensure a better comfort.

POUF ROTONDO - ROUND POUF



Pelle in grassè ottanio.
Grassè ottanio leather.

Pelle in grassè mattone.
Grassè mattone leather.



FLY

Design: I.d Ulivi Salotti

POUF

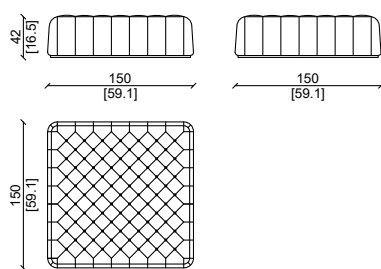
CARATTERISTICHE TECNICHE:

Struttura:
 Pouf realizzato in legno multistrato di abete.
 Imbottiture:
 Realizzato in poliuretano espanso in varie densità e memory foam.
 Rivestimento:
 Rivestimento con lavorazione capitonné eseguito artigianalmente in varie categorie di pelle e tessuti.
 Base:
 Base di legno massello rivestita in varie categoria di pelli o tessuti.

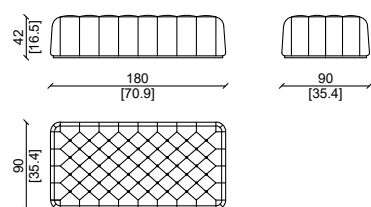
PRODUCT TECHNICAL SHEET:

Internal structure:
 Fir wood multi-ply.
 Padding :
 Expanded polyurethane in different density.
 Upholstery :
 Tailor made real "capitonné" finish , with high quality leathers or fabrics , available in different categories.

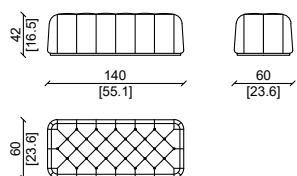
POUF QUADRATO - SQUARE POUF



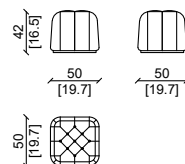
POUF RETTANGOLARE - RECTANGULAR POUF



POUF RETTANGOLARE - RECTANGULAR POUF



POUF QUADRATO - SQUARE POUF



Pelle in nabuk blu.
Nabuk blue leather.

Pelle in nabuk pietra.
Nabuk pietra leather.

Pelle in nabuk senape.
Nabuk senape leather.

BAG

Design: I.d. Ulivi Salotti

POUF

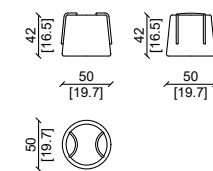
CARATTERISTICHE TECNICHE:

Struttura:
 Realizzato in multistrato di abete.
 Imbottiture:
 Realizzato in poliuretano espanso in varie densità .
 Rivestimento:
 Rivestimento in varie categorie di pelle e tessuti.
 Cucitura sartoriale e bordo della medesima tonalita, fibbie disponibili in metallo finitura black nikel.

PRODUCT TECHNICAL SHEET:

Internal structure:
 Fir wood multi-ply
 Padding:
 Expanded polyurethane in different density
 Upholstery:
 High quality leathers or fabrics , available in different categories
 Tailor made stitching with same color piping . Metal buckles available with black nickel finish

POUF ROTONDO - ROUND POUF

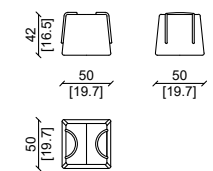


Pelle in tuscan corda.
Tuscany corda leather.



Pelle in tuscan brunello.
Tuscany brunello leather.

POUF QUADRATO - SQUARE POUF



Pelle in tuscan brunello.
Tuscany brunello leather.



Pelle in tuscan corda.
Tuscany corda leather.

OLIVIA

Design: I.d. Ulivi Salotti

POUF

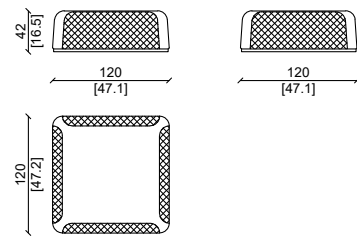
CARATTERISTICHE TECNICHE:

Struttura:
Realizzato in legno multistrato di abete.
Imbottiture:
Realizzato in poliuretano espanso in varie densità.
Rivestimento:
Rivestimento in varie categorie di pelle e tessuti.
Optional:
Treccia realizzata a mano disponibile nelle categorie Nabuk , kashmir , River , Grassè.

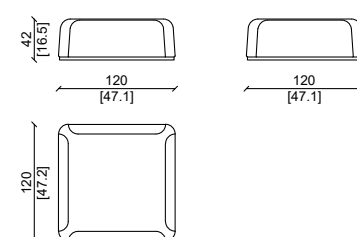
PRODUCT TECHNICAL SHEET:

Internal structure:
Fir wood multi-ply.
Padding :
Expanded polyurethane in different density.
Upholstery :
High quality leathers or fabrics , available in different categories.
Tailor made braided work , available only with leather categories : nabuk , kashmir , river , Grassè.

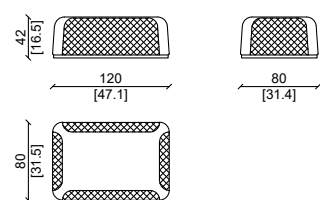
POUF QUADRATO LUX - LUX SQUARE POUF



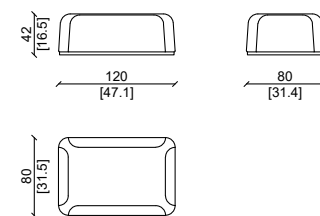
POUF QUADRATO - SQUARE POUF



POUF RETTANGOLARE LUX - LUX REC. POUF



POUF RETTANGOLARE - REC. POUF



Pelle in nabuk senape con treccia.
Nabuk senape leather with braid.



Pelle in nabuk senape senza treccia.
Nabuk senape leather without braid.



POLTRONE - ARMCHAIRS

indice fotografico - photo summary



DAHLIA



DAHLIA WOOD



DAHLIA BRAID



GROVER



BETTY



DIANA



DORY



DORY CHAISE LONGUE



MIRABELLE SUPER



MIRABELLE



SARAH SWIVEL



MARYGOLD



DORYLAND



ELISABETH



GINNY



MARGOT



REMY



CLARA



CLARA LITTLE SOFA



SARAH



RUE



TAYLOR



VIVIENNE



WILSON



BOTERO



SARAH CAPITONNE



OPHELIA



PATRICIA WOOD



PATRICIA



DORA



ADELE HIGH



ADELE



JADE' LUXURY



JADE'



JADE' HIGH



VALERIE

POLTRONE - ARMCHAIRS

DAHLIA.....	160	BOTERO.....	180	JADE' LUXURY.....	195	MARGOT.....	209
DAHLIA BRAID.....	161	SARAH WOOD.....	182	JADE'.....	196	RUE.....	211
DAHLIA WOOD.....	162	SARAH CAPITONNE.....	184	JADE' HIGH.....	197	WILSON.....	212
GROVER.....	164	SARAH AVANGARDE.....	185	BETTY.....	198	TAYLOR.....	213
MIRABELLE SUPER.....	166	OPHELIA.....	186	VALERIE.....	199	VIVIENNE.....	215
MIRABELLE.....	169	PATRICIA WOOD.....	187	DIANA.....	201		
SARAH SWIVEL.....	170	PATRICIA.....	188	DORY.....	202		
MARYGOLD.....	173	PATRICIA LUXURY.....	189	DORYLAND.....	204		
REMY.....	174	DORA.....	191	DORY CHAISE LONGUE.....	205		
CLARA.....	177	ADELE HIGH.....	192	ELISABETH.....	207		
CLARA.....	179	ADELE.....	193	GINNY.....	208		

DAHLIA

Design: Castello Lagravinese

CARATTERISTICHE TECNICHE:

Struttura interna: struttura portante multistrato curvato.

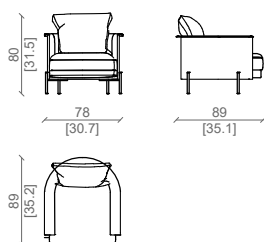
Cuscini della seduta: in piuma d'oca naturale sterilizzata, memory foam e schiuma poliuretanic a densità differenziata per assicurare il massimo comfort.

Cuscini dello schienale: imbottitura soft con piuma d'oca naturale sterilizzata, con anima in schiuma poliuretanic.

Rivestimento : Pelli o tessuti di alta qualità della gamma esclusiva Ulivi Salotti, disponibili in varie categorie.

Piedi: in metallo disponibili nelle varie finiture con cappucci terminali differenziabili per finitura.

POLTRONA / ARMCHAIR



Pelle grasse carrara e piedini neri lucidi.
Grasse carrara leather and black glossy metal feet.

POLTRONA - ARMCHAIR

PRODUCT TECHNICAL SHEET:

Internal structure: supporting frame in curved multi-layered wood.

Padding seat cushions: filled with sterilized natural goose down, memory foam, and polyurethane foam with differentiated densities to ensure maximum comfort.

Back cushions: soft padding in sterilized natural goose down with a polyurethane foam core.

Upholstery: high-quality leathers or fabrics from the exclusive Ulivi Salotti collection, available in various categories.

Feet: metal feet available in various finishes, with end caps made in different finishes.

DAHLIA BRAID

Design: Castello Lagravinese

CARATTERISTICHE TECNICHE:

Struttura interna: struttura portante multistrato curvato.

Cuscini della seduta: in piuma d'oca naturale sterilizzata, memory foam e schiuma poliuretanic a densità differenziata per assicurare il massimo comfort.

Cuscini dello schienale: imbottitura soft con piuma d'oca naturale sterilizzata, con anima in schiuma poliuretanic.

Rivestimento : Pelli o tessuti di alta qualità della gamma esclusiva Ulivi Salotti, disponibili in varie categorie.

Struttura esterna: rivestita in pelle intrecciata fatta a mano.
Piedi: in metallo disponibili nelle varie finiture con cappucci terminali differenziabili.

PRODUCT TECHNICAL SHEET:

Internal structure: supporting frame in curved multi-layered wood.

Padding seat cushions: filled with sterilized natural goose down, memory foam, and polyurethane foam with differentiated densities to ensure maximum comfort.

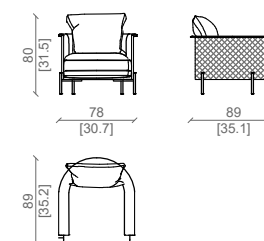
Back cushions: soft padding in sterilized natural goose down with a polyurethane foam core.

Upholstery: high-quality leathers or fabrics from the exclusive Ulivi Salotti collection, available in various categories.

External Structure: hand-woven leather upholstery, available within the Ulivi Salotti categories.

Feet: metal feet available in various finishes, with end caps made in different finishes.

POLTRONA / ARMCHAIR



Pelle grasse smeraldo e piedini neri lucidi.
Grasse Smeraldo leather and black glossy metal feet.

POLTRONA - ARMCHAIR



DAHLIA WOOD

Design: Castello Lagravinese

POLTRONA - ARMCHAIR

CARATTERISTICHE TECNICHE:

Struttura interna: struttura portante multistrato curvato.

Cuscini della seduta: in piuma d'oca naturale sterilizzata, memory foam e schiuma poliuretanic a densità differenziata per assicurare il massimo comfort.

Cuscini dello schienale: imbottitura soft con piuma d'oca naturale sterilizzata, con anima in schiuma poliuretanic a.

Rivestimento : Pelli o tessuti di alta qualità della gamma esclusiva Ulivi Salotti, disponibili in varie categorie.

Struttura esterna: impiallacciata con l'essenze della categoria di Ulivi Salotti.

Piedi: in metallo disponibili nelle varie finiture con cappucci terminali differenziabili.

PRODUCT TECHNICAL SHEET:

Internal structure: supporting frame in curved multi-layered wood.

Padding seat cushions: filled with sterilized natural goose down, memory foam, and polyurethane foam with differentiated densities to ensure maximum comfort.

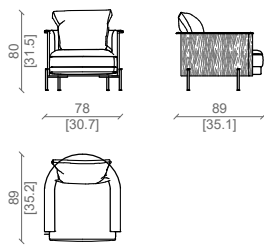
Back cushions: soft padding in sterilized natural goose down with a polyurethane foam core.

Upholstery: high-quality leathers or fabrics from the exclusive Ulivi Salotti collection, available in various categories.

External Structure: veneered with wood finishes from the Ulivi Salotti range of fine woods.

Feet: metal feet available in various finishes, with end caps made in different finishes.

POLTRONA / ARMCHAIR



Pelle grasse smeraldo , piedini neri lucidi e noce americano.
Grasse smeraldo leather , black glossy metal feets and american walnut.



GROVER

Design: Castello Lagravinese

POLTRONA - ARMCHAIR

CARATTERISTICHE TECNICHE:

Struttura interna: in lamiera metallica.

Imbottitura: poliuretano espanso in differenti densità, memory foam e piuma d'oca naturale sterilizzata.

Schienale e braccioli: poliuretano espanso con densità differenziata.

Rivestimento: in pelle o tessuti di alta qualità disponibili in vari colori.

Base e gambe: legno massello, disponibile in Noce Americano, Frassino e Rovere.

PRODUCT TECHNICAL SHEET:

Internal structure: metal sheet frame.

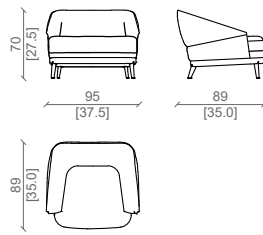
Padding: polyurethane foam in varying densities, memory foam, and sterilized natural goose down.

Backrest and armrests: polyurethane foam with differentiated densities.

Upholstery: high-quality leather or fabrics, available in various colors.

Base and legs: solid wood, available in American Walnut, Ash, and Oak.

POLTRONA / ARMCHAIR



Poltrona realizzata in grasse malva e base in massello di noce americano.
Armchair upholstered with grasse malva leather, base and legs made in american walunt solid wood.



MIRABELLE SUPER

Design: Castello Lagravinese Studio

POLTRONA - ARMCHAIR

CARATTERISTICHE TECNICHE:

Struttura interna : multistrato di faggio.

Imbottitura : schiuma poliuretanaica .

Rivestimento : pelli o tessuti di alta qualità della gamma esclusiva Ulivi Salotti , disponibili in varie categorie.

Struttura esterna : legno massello , disponibile in varie tipologie della gamma legni di Ulivi Salotti.

Accessori : tasche di cuoio portariviste.

PRODUCT TECHNICAL SHEET:

Internal structure: beech plywood.

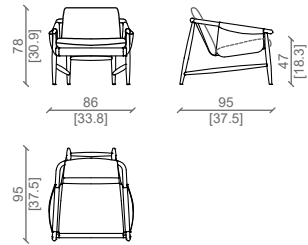
Padding: polyurethane foam.

Upholstery: High quality leathers or fabrics from the range exclusive Ulivi Salotti, available in various categories.

External structure: solid wood, available in various typologies of the Ulivi Salotti wood range.

Accessories: leather magazine pockets.

POLTRONA / ARMCHAIR



Rivestimento esterno in cuoio sandalo , cuscini grasse carrara, struttura in noce tabacco.
Outside upholsterd with cuoio sandalo, cushion in grasse carrara, american walnut tabacco structure.





MIRABELLE

Design: Castello Lagravinese Studio

POLTRONA - ARMCHAIR

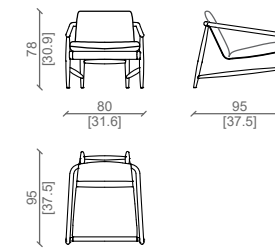
CARATTERISTICHE TECNICHE:

Struttura interna : multistrato di faggio.
 Imbottitura : schiuma poliuretanicca .
 Rivestimento : pelli o tessuti di alta qualità della gamma esclusiva Ulivi Salotti , disponibili in varie categorie .
 Struttura esterna : legno massello , disponibile in varie tipologie della gamma legni di Ulivi Salotti.

PRODUCT TECHNICAL SHEET:

Main Structure : fir wood multi-ply .
 Padding of cushions : natural , sterilized goose feathers , polyurethane foam .
 Upholstery : high quality leathers or fabrics from Ulivi Salotti exclusive range , available in different categories .
 External structure : solid wood , available in different types from Ulivi Salotti woods selection.

POLTRONA / ARMCHAIR



Rivestimento esterno in plume antracite , cuscini grasse mattone, struttura in noce myfair.
 Outside upholsterd with plume antracite, cushion in grasse mattone, american walnut myfair structure.

SARAH SWIVEL

Design: Castello Lagravinese Studio

POLTRONA - ARMCHAIR

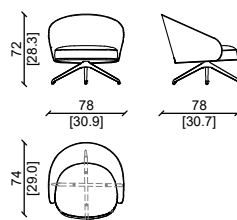
CARATTERISTICHE TECNICHE:

Struttura : Multistrato di abete curvato.
Imbottitura : Seduta: Poliuretano espanso in differenti densità., memory foam e piuma d'oca naturale sterilizzata.
Schenale e braccioli: Poliuretano espanso con densità differenziata. Rivestimento :
In pelle o tessuti di alta qualità disponibili in vari colori.
Struttura e gambe :
Base metallo girevole a 4 punte verniciate nere.

PRODUCT TECHNICAL SHEET:

Structure : Curved fir plywood.
Padding : Seat: Polyurethane foam in different densities, memory foam and goose down natural sterilized.
Backrest and armrests: Polyurethane foam with different densities. Coating :
In leather or high quality fabrics available in various colors.
Structure and legs :
Metal swivel base with 4 black painted tips.

POLTRONA / ARMCHAIR



Tessuto Agrigento Pertuso, esterno in noce americano.
Agrigento Pertuso fabric and american walnut wood out.





MARYGOLD

Design: Castello Lagravinese Studio

POLTRONA - ARMCHAIR

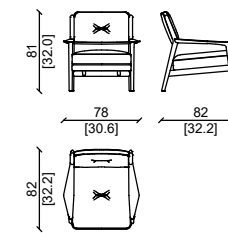
CARATTERISTICHE TECNICHE:

Struttura interna : multistrato di faggio.
Imbottitura : schiuma poliuretanaica .
Rivestimento : pelli o tessuti di alta qualità della gamma esclusiva Ulivi Salotti , disponibili in varie categorie. .
Struttura esterna : legno massello , disponibile in varie tipologie della gamma legni di Ulivi Salotti.

PRODUCT TECHNICAL SHEET:

Main Structure : fir wood multi-ply .
Padding of cushions : natural , sterilized goose feathers , polyurethane foam .
Upholstery : high quality leathers or fabrics from Ulivi Salotti exclusive range , available in different categories.
Armrests : also available with hand made braid finish .
External structure : solid wood , available in different types from Ulivi Salotti woods selection.

POLTRONA / ARMCHAIR



Grasse malva, struttura in noce tabacco.
Grasse malva leather, american walnut tabacco finish structure.

REMY

Design: Castello Lagravinese Studio

POLTRONA - ARMCHAIR

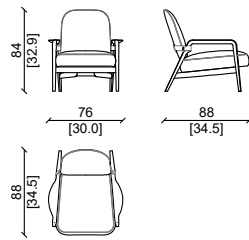
CARATTERISTICHE TECNICHE:

Struttura interna : multistrato di faggio.
Imbottitura : schiuma poliuretanaica .
Rivestimento : pelli o tessuti di alta qualità della gamma esclusiva Ulivi Salotti , disponibili in varie categorie.
Struttura esterna : legno massello , disponibile in varie tipologie della gamma legni di Ulivi Salotti.
Cinghia di rifinitura sul retro disponibile in diverse categorie di pelle.

PRODUCT TECHNICAL SHEET:

Main Structure : fir wood multi-ply .
Padding of cushions : natural , sterilized goose feathers , polyurethane foam .
Upholstery : high quality leathers or fabrics from Ulivi Salotti exclusive range , available in different categories.
Armrests : also available with hand made braid finish .
External structure : solid wood , available in different types from Ulivi Salotti woods selection.
Back finishing belt available in different categories of leather.

POLTRONA / ARMCHAIR



Pelle plume malva, cinghia in cuoio cemento, struttura in massello di noce americano.
Plume mauve leather, cement leather strap, solid American walnut structure.





CLARA

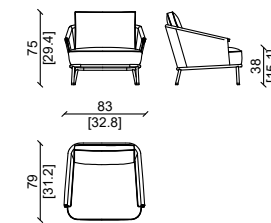
Design: Castello Lagravinese Studio

POLTRONA - ARMCHAIR

Struttura interna : in metallo , con inserti in legno massello.
 Imbottitura dei cuscini della seduta : Piuma d'oca naturale sterilizzata, e schiuma poliuretanicca con densità differenziata per assicurare il massimo comfort.
 Imbottitura dei cuscini dello schienale : Imbottitura soft con piuma d'oca naturale sterilizzata .
 Rivestimento : Pelli o tessuti di alta qualità della gamma esclusiva , disponibili in varie categorie.
 base in metallo disponibili in diverse finiture.
 Terminali in metallo disponibile in varie finiture.

Main structure : metal with solid wood inserts.
 Padding of sitting cushions : natural , sterilized goose feathers , polyurethane foam with different density to ensure the maximum comfort.
 Padding of back cushions : Soft padding with natural , sterilized goose feathers.
 Upholstery : High quality leathers or fabrics from exclusive range , available in different categories.
 Metal base with different available finishes.
 End caps available in different kind of finish.

POLTRONA / ARMCHAIR



Esterno in plume ottanio, interno grasse ottanio, basi nere lucido.
 Outside made in plume ottanio, inside made in grasse ottanio, black glossy finish base.



CLARA

Design: Castello Lagravinese Studio

DIVANETTO - LITTLE SOFA

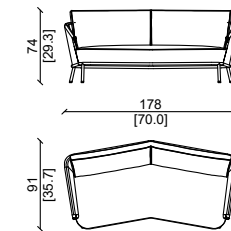
CARATTERISTICHE TECNICHE:

Struttura interna : in metallo , con inserti in legno massello.
 Imbottitura dei cuscini della seduta : Piuma d'oca naturale sterilizzata, e schiuma poliuretanic con densità differenziata per assicurare il massimo comfort.
 Imbottitura dei cuscini dello schienale : Imbottitura soft con piuma d'oca naturale sterilizzata .
 Rivestimento : Pelli o tessuti di alta qualità della gamma esclusiva , disponibili in varie categorie.
 Terminali in metallo disponibile in varie finiture.

PRODUCT TECHNICAL SHEET:

Main structure : metal with solid wood inserts.
 Padding of sitting cushions : natural , sterilized goose feathers , polyurethane foam with different density to ensure the maximum comfort.
 Padding of back cushions : Soft padding with natural , sterilized goose feathers.
 Upholstery : High quality leathers or fabrics from exclusive range , available in different categories.
 End caps available in different kind of finish.

DIVANETTO / LITTLE SOFA



Esterno in plume cemento, interno grasse cemento, basi nere lucido.
 Outside made in plume cemento, inside made in grasse cemento, black glossy finish base.

BOTERO

Design: Castello Lagravinese Studio

POLTRONA - ARMCHAIR

CARATTERISTICHE TECNICHE:

Struttura: Multistrato di abete curvato.

Imbottitura: Imbottitura soft con piuma d'oca naturale sterilizzata, schiuma poliuretana.

Effetto avvolgente e morbidissimo.

Rivestimento:

Pelli o tessuti di alta qualità della gamma esclusiva ulivi salotti, disponibili in varie categorie.

Base:

Legno, disponibile in varie finiture

PRODUCT TECHNICAL SHEET:

Internal structure: Curved fir wood multi-ply.

Padding: Natural, sterilized goose feathers, strong polyurethane foam. Extra softness and comfort.

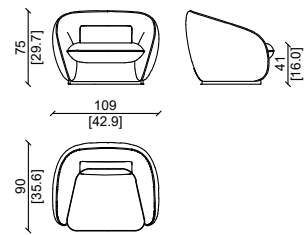
Upholstery:

High quality leathers or fabrics from ulivi salotti exclusive range, available in different categories.

External structure, legs:

Wood, available in different finish

POLTRONA / ARMCHAIR



Pelle grasse biscotto, base noce americano.
Grasse biscotto leather, american walnut base.



SARAH WOOD

Design: Castello Lagravinese Studio

POLTRONA - ARMCHAIR

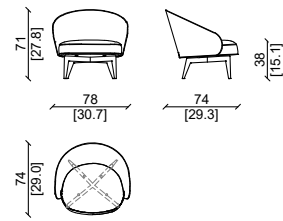
CARATTERISTICHE TECNICHE:

Struttura :
Multistrato di abete curvato.
Imbottitura :
Seduta:
Poliuretano espanso in differenti densità., memory foam e piuma d'oca naturale sterilizzata.
Schenale :
Poliuretano espanso con densità differenziata.
Rivestimento :
In pelle o tessuti di alta qualità disponibili in vari colori.
Struttura e gambe :
Legno massello , disponibile : Noce Americano , Frassino e Rovere.

PRODUCT TECHNICAL SHEET:

Internal structure:
Curved fir wood multi-ply.
Padding:
Sitting cushion:
Natural , sterilized goose feathers , memory foam and expanded polyurethane with different density.
Back:
Expanded polyurethane with different density.
Upholstery:
High quality leathers or fabrics available in different categories.
External structure , frame and legs:
Solid wood legs and structure , available in American walnut , oak or ashwood.

POLTRONA / ARMCHAIR



Interno grasse malva, esterno e basi in noce americano
Inside with grasse mattone, outside and base in american walnut base.



SARAH CAPITONNE

Design: Castello Lagravinese Studio

POLTRONA - ARMCHAIR

CARATTERISTICHE TECNICHE:

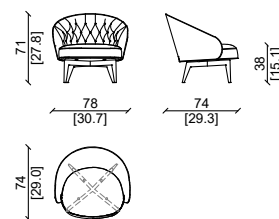
Struttura :
Multistrato di abete curvato.
Imbottitura :
Seduta:
Poliuretano espanso in differenti densità., memory foam e piuma d'oca naturale sterilizzata.
Schenale :
Poliuretano espanso con densità differenziata.
Rivestimento :
In pelle o tessuti di alta qualità disponibili in vari colori.
Struttura e gambe :
Legno massello , disponibile : Noce Americano , Frassino e Rovere.

PRODUCT TECHNICAL SHEET:

Internal structure:
Curved fir wood multi-ply.
Padding:
Sitting cushion:
Natural , sterilized goose feathers , memory foam and expanded polyurethane with different density.
Back :
Expanded polyurethane with different density.
Upholstery:
High quality leathers or fabrics available in different categories.
External structure , frame and legs:
Solid wood legs and structure , available in American walnut , oak or ashwood.



POLTRONA / ARMCHAIR



Interno grasse carrara, esterno plume ottanio e basi in noce americano
Inside with grasse carrara, outside plume ottanio and base in american walnut base.

SARAH AVANGARDE

Design: Castello Lagravinese Studio

POLTRONA - ARMCHAIR

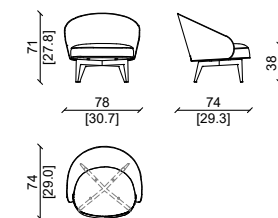
CARATTERISTICHE TECNICHE:

Struttura :
Multistrato di abete curvato.
Imbottitura :
Seduta:
Poliuretano espanso in differenti densità., memory foam e piuma d'oca naturale sterilizzata.
Schenale :
Poliuretano espanso con densità differenziata.
Rivestimento :
In pelle o tessuti di alta qualità disponibili in vari colori.
Struttura e gambe :
Legno massello , disponibile : Noce Americano , Frassino e Rovere.

PRODUCT TECHNICAL SHEET:

Internal structure:
Curved fir wood multi-ply.
Padding:
Sitting cushion:
Natural , sterilized goose feathers , memory foam and expanded polyurethane with different density.
Back :
Expanded polyurethane with different density.
Upholstery:
High quality leathers or fabrics available in different categories.
External structure , frame and legs:
Solid wood legs and structure , available in American walnut , oak or ashwood.

POLTRONA / ARMCHAIR



Interno grasse cemento, esterno plume cemento e basi in noce americano
Inside with grasse cemento, outside plume cemento and base in american walnut base.

OPHELIA

Design: Castello Lagravinese Studio

POLTRONA - ARMCHAIR

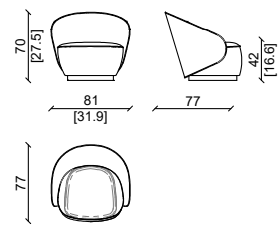
CARATTERISTICHE TECNICHE:

Struttura interna :
multistrato di abete curvato.
Imbottitura del cuscino: piuma d'oca naturale sterilizzata e schiuma poliuretanaica.
Imbottitura di base e schienale : schiuma poliuretanaica.
Rivestimento : pelli o tessuti di alta qualità della gamma esclusiva Ulivi Salotti , disponibili in varie categorie.

PRODUCT TECHNICAL SHEET:

Main Structure : curved fir wood multi-ply .
Padding of sitting cushion : natural , sterilized goose feathers , polyurethane foam .
Padding of base and back : polyurethane foam.
Upholstery : high quality leathers or fabrics from Ulivi Salotti exclusive range , available in different categories.

POLTRONA / ARMCHAIR



Interno grasse cemento, esterno plume ottanio e basi verniciate nero lucido.
Inside with grasse cemento, outside plume ottanio and black glossy finish base.

PATRICIA WOOD

Design: Castello Lagravinese Studio

POLTRONA - ARMCHAIR

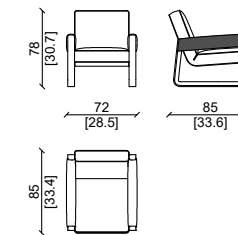
CARATTERISTICHE TECNICHE:

Struttura interna : multistrato di faggio.
Imbottitura : schiuma poliuretanaica .
Rivestimento : pelli o tessuti di alta qualità della gamma esclusiva Ulivi Salotti , disponibili in varie categorie.
Braccioli : su richiesta finitura intrecciata su braccioli realizzata a mano .
Struttura esterna : legno massello , disponibile in varie tipologie della gamma legni di Ulivi Salotti.

PRODUCT TECHNICAL SHEET:

Main Structure : fir wood multi-ply .
Padding of cushions : natural , sterilized goose feathers , polyurethane foam .
Upholstery : high quality leathers or fabrics from Ulivi Salotti exclusive range , available in different categories.
Armrests : also available with hand made braid finish .
External structure : solid wood , available in different types from Ulivi Salotti woods selection.

POLTRONA LUXURY / LUXURY ARMCHAIR



Poltrona con braccioli di pelle intrecciati.
Leather braid arms.



Pelle in grasse mattone , struttura in noce americano.
Grasse mattone leather, american walnut base.

PATRICIA

Design: Castello Lagravinese Studio

caratteristiche tecniche:

Struttura interna:

Multistrato di abete.

Imbottitura:

Piuma d'oca naturale sterilizzata e memory foam.

Rivestimento:

Pelli o tessuti di alta qualità della gamma esclusiva ulivi salotti, disponibili in varie categorie.

Base:

Metallo, finitura oro lucido e satinato e in vari altri colori e finiture.

POLTRONA - ARMCHAIR

PRODUCT TECHNICAL SHEET:

Internal structure:

Fir wood multi-ply.

Cushions padding:

Natural, sterilized goose feathers, memory foam.

Upholstery:

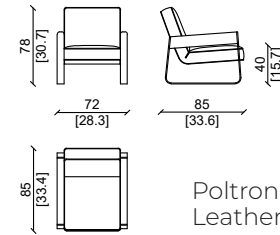
High quality leathers or fabrics from ulivi salotti exclusive range, available in different categories.

External structure, legs:

Metal, available in glossy or satin gold and other finish.



POLTRONA / ARMCHAIR



Poltrona con braccioli di pelle.
Leather arms.



Pelle in grasse malva, struttura in metallo finitura oro.
Grasse malva leather, metal base, finish bright gold.

PATRICIA LUXURY

Design: Castello Lagravinese Studio

CARATTERISTICHE TECNICHE:

Struttura interna:

Multistrato di abete.

Imbottitura:

Piuma d'oca naturale sterilizzata e memory foam.

Rivestimento:

Pelli o tessuti di alta qualità della gamma esclusiva ulivi salotti, disponibili in varie categorie.

Disponibile con la versione intrecciata in pelle sui braccioli con le categorie "top", "kashmir", "grassé", "river".

Base:

Metallo, finitura oro lucido e satinato e in vari altri colori e finiture.

POLTRONA - ARMCHAIR

PRODUCT TECHNICAL SHEET:

Internal structure:

Fir wood multi-ply.

Cushions padding:

Natural, sterilized goose feathers, memory foam.

Upholstery:

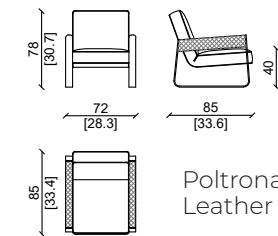
High quality leathers or fabrics from ulivi salotti exclusive range, available in different categories.

The arms are also available with hand made braid finish (possible only with "top", "kashmir", "grassé", "river" leathers).

External structure, legs:

Metal, available in glossy or satin gold and other finish.

POLTRONA LUXURY / LUXURY ARMCHAIR



Poltrona con braccioli di pelle intrecciati.
Leather braid arms.



Pelle in grasse mattone, struttura in metallo finitura oro.
Grasse mattone leather, metal base, finish bright gold.



DORA

Design: Castello Lagravinese Studio

POLTRONA - ARMCHAIR

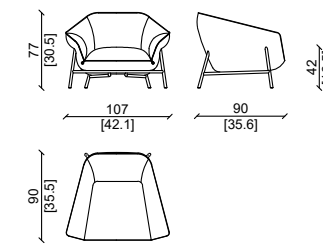
CARATTERISTICHE TECNICHE:

Struttura:
Multistrato di abete curvato.
Imbottitura:
Imbottitura soft con piuma d'oca naturale sterilizzata,
schiuma poliuretanica. Effetto avvolgente e morbidissimo.
Rivestimento:
Pelli o tessuti di alta qualità della gamma esclusiva ulivi
salotti, disponibili in varie categorie.
Base:
Metallo, disponibile in varie finiture

PRODUCT TECHNICAL SHEET:

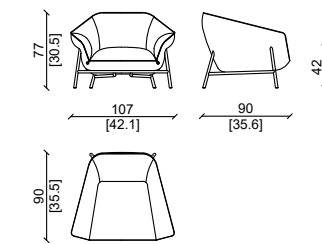
Internal structure:
Curved fir wood multi-ply .
Padding:
Natural, sterilized goose feathers, strong polyurethane
foam. Extra softness and comfort.
Upholstery:
High quality leathers or fabrics from ulivi salotti exclusive
range, available in different categories.
External structure, legs:
Metal, available in different finish

POLTRONA / ARMCHAIR



Gambe in finitura nera.
Legs in black finish.

POLTRONA LUXURY / LUXURY ARMCHAIR



Gambe in finitura oro - ottone satinato.
Legs in bright gold - satin brass.



Pelle in gressè cipria, struttura in metallo finitura oro.
Grasse cipria leather, metal base, finish bright gold.

ADELE HIGH

Design: Castello Lagravinese Studio

POLTRONA - ARMCHAIR

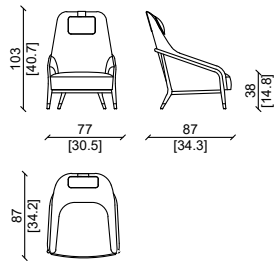
CARATTERISTICHE TECNICHE:

Struttura :
Multistrato di abete curvato.
Imbottitura :
Seduta e piccolo cuscino posteriore :
Poliuretano espanso in differenti densità, memory foam e piuma d'oca naturale sterilizzata.
Schenale e braccioli:
Poliuretano espanso con densità differenziata.
Rivestimento :
In pelle o tessuti di alta qualità disponibili in vari colori.
Struttura e gambe :
Legno massello , disponibile : Noce Americano , Frassino e Rovere.

PRODUCT TECHNICAL SHEET:

Internal structure:
Curved fir wood multi-ply.
Padding:
Sitting cushion , little back pillow :
Natural , sterilized goose feathers , memory foam and expanded polyurethane with different density.
Back cushion and arms:
Expanded polyurethane with different density.
Upholstery:
High quality leathers or fabrics available in different categories.
External structure , frame and legs:
Solid wood legs and structure , available in American walnut , oak or ashwood.

POLTRONA / ARMCHAIR



Pelle in nabuk senape e struttura in noce Americano.
Nabuk senape leather , American walnut structure.

ADELE

Design: Castello Lagravinese Studio

POLTRONA - ARMCHAIR

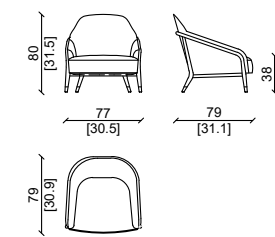
CARATTERISTICHE TECNICHE:

Struttura :
Multistrato di abete curvato.
Imbottitura :
Seduta:
Poliuretano espanso in differenti densità, memory foam e piuma d'oca naturale sterilizzata.
Schenale e braccioli:
Poliuretano espanso con densità differenziata.
Rivestimento :
In pelle o tessuti di alta qualità disponibili in vari colori.
Struttura e gambe :
Legno massello , disponibile : Noce Americano , Frassino e Rovere.

PRODUCT TECHNICAL SHEET:

Internal structure:
Curved fir wood multi-ply.
Padding:
Sitting cushion:
Natural , sterilized goose feathers , memory foam and expanded polyurethane with different density.
Back cushion and arms:
Expanded polyurethane with different density.
Upholstery:
High quality leathers or fabrics available in different categories.
External structure , frame and legs:
Solid wood legs and structure , available in American walnut , oak or ashwood.

POLTRONA / ARMCHAIR



Pelle in gressè ottanio, struttura in noce Americano.
Grassè ottanio leather, American walnut structure.



JADE' LUXURY

Design: Castello Lagravinese Studio

POLTRONA - ARMCHAIR

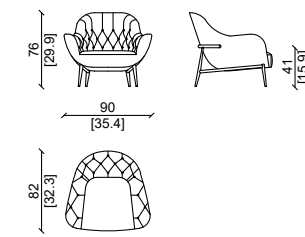
CARATTERISTICHE TECNICHE:

Struttura interna:
Multistrato curvo in abete.
Imbottitura:
Cuscino, schienale e braccioli:
Poliuretano espanso a densità differenziata.
Rivestimento:
Finitura "capitonné" fatta a mano di schienale e braccioli.
Pelli o tessuti di alta qualità disponibili in diverse categorie.
Struttura esterna, base e gambe:
Metallo o legno massello, disponibile in diversi colori e finiture.

PRODUCT TECHNICAL SHEET:

Internal structure:
Curved fir wood multi-ply.
Cushions padding :
Sitting cushion , back and arms :
Expanded polyurethane with different density.
Upholstery:
Tailor made real "capitonné" finish of back structure and arms .High quality leathers or fabrics available in different categories.
External structure , base and legs:
Metal or solid wood , available in different colors and finish.

POLTRONA LUXURY / LUXURY ARMCHAIR



Pelle in nabuk senape, struttura in ottone satinato.
Nabuk senape leather, satinated brass base.

JADE'

Design: Castello Lagravinese Studio

POLTRONA - ARMCHAIR

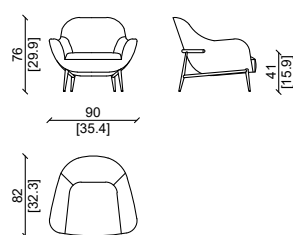
CARATTERISTICHE TECNICHE:

Struttura interna:
Multistrato curvo in abete.
Imbottitura:
Cuscino, schienale e braccioli:
Poliuretano espanso a densità differenziata.
Rivestimento:
Pelli o tessuti di alta qualità disponibili in diverse categorie
Struttura esterna, base e gambe:
Metallo o legno massello, disponibile in diversi colori e finiture.

PRODUCT TECHNICAL SHEET:

Internal structure:
Curved fir wood multi-ply.
Cushions padding:
Sitting cushion, back and arms:
Expanded polyurethane with different density.
Upholstery:
High quality leathers or fabrics available in different categories
External structure, base and legs:
Metal or solid wood, available in different colors and finish.

POLTRONA / ARMCHAIR



Pelle in kashmir lilia e tessuto elba e base noce Americano.
Kashmir lilia leather and elba fabric, American walnut base.

JADE' HIGH

Design: Castello Lagravinese Studio

POLTRONA - ARMCHAIR

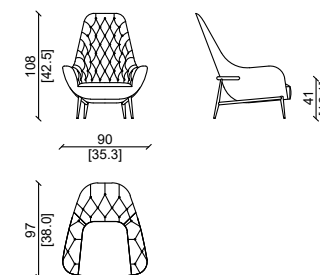
CARATTERISTICHE TECNICHE:

Struttura:
Multistrato di abete curvato.
Imbottitura:
Seduta, schienale e braccioli: poliuretano espanso in differenti densità.
Rivestimento:
Pelle o tessuti di alta qualità disponibili in vari colori.
Struttura, base e gambe:
Legno o metallo, disponibili in vari colori e finiture
Versione Luxury:
Finitura "capitonné" fatta a mano di schienale e braccioli.

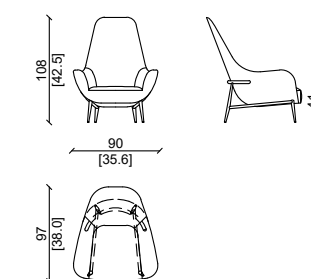
PRODUCT TECHNICAL SHEET:

Internal structure:
Curved fir wood multi-ply.
Padding:
Sitting cushion, back cushion and arms:
Expanded polyurethane with different density.
Upholstery:
High quality leathers or fabrics available in different categories.
External structure, base and legs:
Wood or metal, available in different colors and finish.
Luxury version:
Tailor made real "capitonné" finish of back structure and arms.

POLTRONA LUXURY / LUXURY ARMCHAIR



POLTRONA / ARMCHAIR



Davanti in pelle grassè ottanio, dietro in tessuto rafia ottanio, struttura in noce Americano.
Front in grassè ottanio leather, back in rafia ottanio fabric, American walnut structure.

BETTY

Design: Vegni Design

POLTRONA - ARMCHAIR

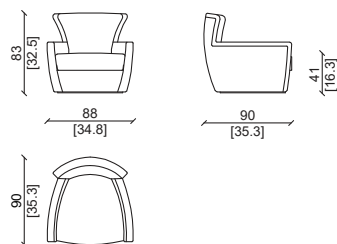
CARATTERISTICHE TECNICHE:

Struttura interna:
Multistrato curvo in abete.
Imbottitura:
Cuscino di seduta:
Imbottitura superficiale con piume d'oca naturali e sterilizzate con poliuretano espanso a densità differenziata.
Schienale e braccioli:
Poliuretano espanso a densità differenziata.
Rivestimento:
Pelli o tessuti di alta qualità disponibili in diverse categorie.
Struttura esterna, base:
Base in massello di noce completamente rivestita in pelle o tessuto.

PRODUCT TECHNICAL SHEET:

Internal structure:
Curved fir wood multi-ply .
Cushions padding:
Sitting cushion :
Superficial padding with natural , sterilized goose feathers.
Center with expanded polyurethane with different density.
Back and arms :
Expanded polyurethane with different density.
Upholstery:
High quality leathers or fabrics available in different categories.
External structure , base:
Solid walnut base fully covered with leather or fabric.

POLTRONA / ARMCHAIR



Pelle in tuscan corda.
Tuscan corda leather.

VALERIE

Design: Castello Lagravinese Studio

POLTRONA - ARMCHAIR

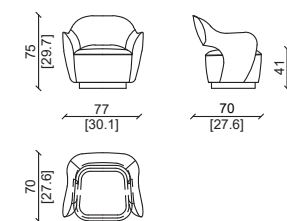
CARATTERISTICHE TECNICHE:

Struttura interna:
Multistrato curvo in abete.
Imbottitura:
Poliuretano espanso a densità differenziata.
Rivestimento:
Pelli o tessuti di alta qualità disponibili in diverse categorie.
Il doppio guscio dello schienale consente la combinazione di diverse pelli o tessuti sul davanti e sul retro.
Struttura esterna, base e gambe:
Base in metallo disponibile in diverse finiture.

PRODUCT TECHNICAL SHEET:

Internal structure:
Curved fir wood multi-ply .
Padding :
Expanded polyurethane with different density.
Upholstery :
High quality leathers or fabrics available in different categories.
The double shell of the backrest allows the combination of different leathers or fabrics on its front and back .
External structure , base and legs :
Metal base available in different finish.

POLTRONA / ARMCHAIR



Dietro in tessuto rafia mattone,davanti in grassè mattone, base in ottone satinato.
Back in rafia mattone fabric, front in grassè mattone leather, satin brass base.



DIANA

Design: Andrea Pinori - Giorgio Balestri

POLTRONA - ARMCHAIR

CARATTERISTICHE TECNICHE:

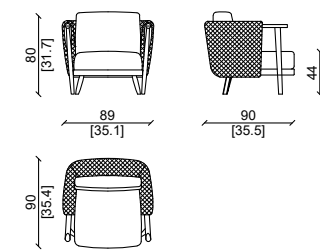
Struttura interna:
 Noce Americano massello.
 Imbottitura:
 Cuscini seduta e schienale: imbottitura superiore con piume d'oca naturali, morbide e sterilizzate. All' interno con poliuretano espanso.
 Braccioli: piume d'oca naturali, morbide, sterilizzate.
 Rivestimento:
 Rivestimento eseguito artigianalmente in varie categorie di pelle e tessuti,
 Braccioli realizzati con treccia fatta a mano disponibili nelle categorie Nabuk , kashmir , River e Grassè.
 Struttura esterna, base:
 Tutte le parti in legno, inclusa la base, le gambe sono in massello di noce Americano.

PRODUCT TECHNICAL SHEET:

Internal structure:
 Solid American walnut .
 Cushions padding :
 Sitting and back cushions : superficial padding with natural , soft , sterilized goose feathers. Center with expanded polyurethane.
 Arms : natural , soft , sterilized goose feathers.
 Upholstery:
 Tailor made braided work on arms (only available with leather categories : nabuk , kashmir , river, Grassè) . Upon request the arms can be made also with plain leathers.
 External structure , base :
 All wooden parts including base , legs are made of solid American walnut.

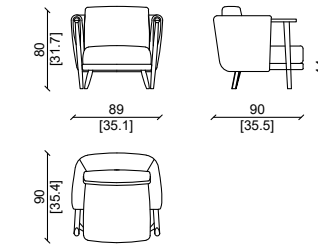
POLTRONA / ARMCHAIR

TRECCIA / BRAID



POLTRONA / ARMCHAIR

SENZA TRECCIA / WITHOUT BRAID



Pelle in grasse perla, base in noce Americano.
 Grasse perla leather, American walnut base.

DORY

Design: I.d Ulivi Salotti

POLTRONA - ARMCHAIR

CARATTERISTICHE TECNICHE:

Struttura interna:

Multistrato curvo in abete.

Imbottitura:

Seduta , schienale: poliuretano espanso a densità differenziata.

Rivestimenti:

Pelli o tessuti di alta qualità disponibili in diverse categorie.

Struttura esterna, base:

Base e gambe in massello di noce Americano.

PRODUCT TECHNICAL SHEET:

Internal structure:

Curved fir wood multi-ply .

Cushions padding:

Sitting cushion , back and arms : expanded polyurethane with different density.

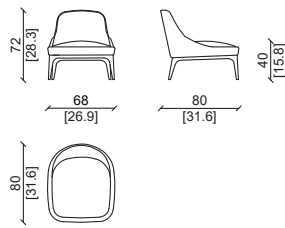
Upholstery:

High quality leathers or fabrics available in different categories.

External structure , base:

Solid American walnut base and legs.


POLTRONA / ARMCHAIR



Tessuto cat. elegant art. incisa.
Fabric cat. elegant art. incisa.



Tessuto com.
Com fabric.



DORYLAND

Design: I.d Ulivi Salotti

CARATTERISTICHE TECNICHE:

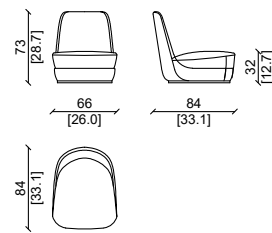
Struttura interna:
Multistrato curvo in abete.
Imbottitura:
Seduta , schienale: poliuretano espanso a densità differenziata.
Rivestimenti:
Pelli o tessuti di alta qualità disponibili in diverse categorie.

POLTRONA - ARMCHAIR

PRODUCT TECHNICAL SHEET:

Internal structure:
Curved fir wood multi-ply .
Cushions padding:
Sitting cushion , back: expanded polyurethane with different density.
Upholstery:
High quality leathers or fabrics available in different categories.

POLTRONA/ARMCHAIR



Pelle kashmir dadar.
Kashmir dadar leather.

DORY CHAISE LONGUE

Design: I.d Ulivi Salotti

CARATTERISTICHE TECNICHE:

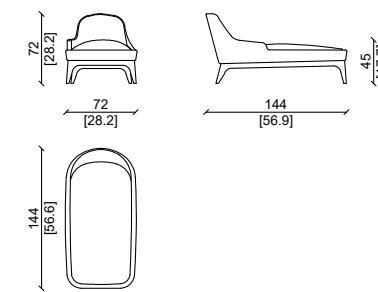
Struttura interna:
Multistrato curvo in abete.
Imbottitura:
Seduta , schienale: poliuretano espanso a densità differenziata.
Rivestimenti:
Pelli o tessuti di alta qualità disponibili in diverse categorie.
Struttura esterna, base:
Base e gambe in massello di noce Americano.

POLTRONA - ARMCHAIR

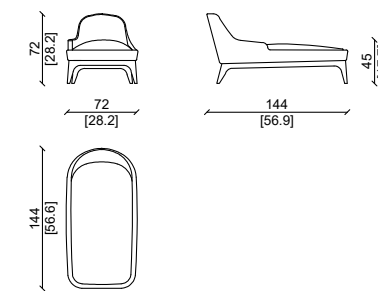
PRODUCT TECHNICAL SHEET:

Internal structure:
Curved fir wood multi-ply .
Cushions padding:
Sitting cushion , back and arms : expanded polyurethane with different density.
Upholstery:
High quality leathers or fabrics available in different categories.
External structure , base:
Solid American walnut base and legs.

POLTRONA SX/ARMCHAIR LEFT



POLTRONA DX/ARMCHAIR RIGHT



Pelle in tuscanry fango, base in noce Americano.
Tuscany fango leather, American walnut base.



ELISABETH

Design: Andrea Pinori - Giorgio Balestri

POLTRONA - ARMCHAIR

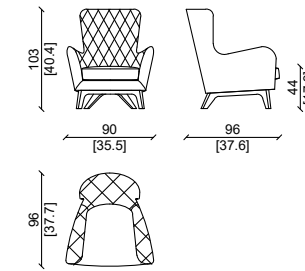
CARATTERISTICHE TECNICHE:

Struttura interna:
Multistrato curvo in abete.
Imbottitura:
Cuscino di seduta:
Imbottitura superficiale con piume d'oca naturali e sterilizzate. Centro con poliuretano espanso.
Schiena e braccia:
Poliuretano espanso a densità differenziata.
Rivestimento:
Pelli o tessuti di alta qualità disponibili in diverse categorie.
Struttura esterna, base e gambe:
Base e gambe in massello di noce Americano.
Il doppio guscio dello schienale consente l'uso combinato di due diversi pelli o tessuti.

PRODUCT TECHNICAL SHEET:

Internal structure:
Curved fir wood multi-ply .
Cushions padding:
Sitting cushion :
Superficial padding with natural , sterilized goose feathers.
Center with expanded polyurethane.
Back and arms :
Expanded polyurethane with different density.
Upholstery:
High quality leathers or fabrics available in different categories.
External structure , base and legs:
Solid American walnut base and legs .
The double shell of the backrest allows the combined use of two different leathers or fabrics.

POLTRONA / ARMCHAIR



Pelle in kashmir denim, base in noce Americano.
Kashmir denim leather, American walnut base.



Davanti in pelle in nabuk blu, dietro in pelle river pomice.
Front in nabuk blu, back in river pomice leather.

GINNY

Design: I.d Ulivi Salotti

POLTRONA - ARMCHAIR

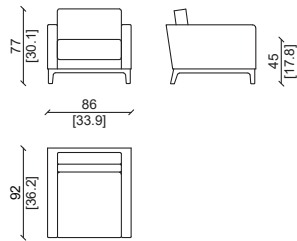
CARATTERISTICHE TECNICHE:

Struttura interna:
Multistrato di abete.
Imbottitura:
Cuscino per seduta e schienale:
Imbottitura superficiale con piume d'oca naturali e sterilizzate. Centro con poliuretano espanso.
Struttura posteriore e braccioli:
Poliuretano espanso a densità differenziata.
Rivestimento:
Pelli o tessuti di alta qualità disponibili in diverse categorie.
Su richiesta i bordi decorativi possono essere realizzate con diversi colori di pelli o tessuti.
Struttura esterna, base e gambe:
Base e gambe in massello di noce Americano.

PRODUCT TECHNICAL SHEET:

Internal structure:
Fir wood multi-ply .
Cushions padding:
Sitting and back cushion :
Superficial padding with natural , sterilized goose feathers.
Center with expanded polyurethane.
Back structure and arms :
Expanded polyurethane with different density.
Upholstery:
High quality leathers or fabrics available in different categories.
Upon request the piping can be made in different colors of leathers or fabrics.
External structure , base and legs:
Solid American walnut base and legs .

POLTRONA / ARMCHAIR



Pelle in tuscany cioccolato, bordo in kashmir dadar, base in noce Americano.
Tuscany cioccolato leather, piping in kashmir dadar, American walnut base.

MARGOT

Design: Vegni Design

POLTRONA - ARMCHAIR

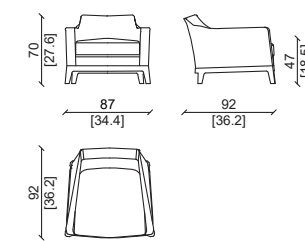
CARATTERISTICHE TECNICHE:

Struttura interna:
Legno di faggio .
Imbottitura:
Cuscino di seduta:
Imbottitura superficiale con piume d'oca naturali e sterilizzate. Centro con poliuretano espanso.
Struttura e braccioli:
Poliuretano espanso a densità differenziata.
Rivestimento:
Pelli o tessuti di alta qualità disponibili in diverse categorie.
Struttura esterna, base e gambe:
Base e gambe in legno di faggio massello.

PRODUCT TECHNICAL SHEET:

Internal structure:
Beech wood .
Cushions padding:
Sitting cushion :
Superficial padding with natural , sterilized goose feathers.
Center with expanded polyurethane.
Structure and arms :
Expanded polyurethane with different density.
Upholstery:
High quality leathers or fabrics available in different categories.
External structure , base and legs:
Solid beech wood base and legs .

POLTRONA / ARMCHAIR



Pelle tuscany rosso cina, base in noce Americano.
Tuscany rosso cina leather, American walnut base.



RUE

Design: Andrea Pinori - Giorgio Balestri

POLTRONA - ARMCHAIR

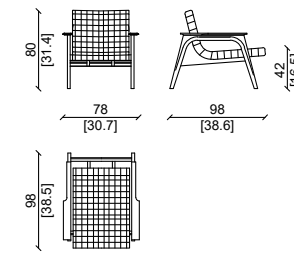
CARATTERISTICHE TECNICHE:

Struttura interna:
Multistrato curvo in abete.
Imbottitura:
Cuscino, schienale e braccioli di seduta: poliuretano espanso a densità differenziata.
Rivestimento:
Strisce di pelli, di alta qualità, tagliate a mano, disponibile in categoria lotus.
Struttura esterna, base:
Base e gambe in massello di noce Americano:

PRODUCT TECHNICAL SHEET:

Internal structure:
Curved fir wood multi-ply .
Cushions padding:
Sitting cushion , back and arms : expanded polyurethane with different density.
Upholstery:
Hand cut woven , high quality leathers strips available in lotus category.
External structure , base :
Solid American walnut base and legs:

POLTRONA / ARMCHAIR



Pelle in tuscany nero, base in noce Americano.
Tuscany nero leather, American walnut base.

WILSON

Design: I.d Ulivi Salotti

POLTRONA - ARMCHAIR

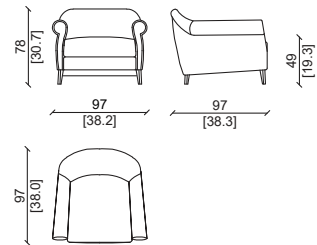
CARATTERISTICHE TECNICHE:

Struttura interna:
Legno di faggio massello
Imbottitura:
Cuscino di seduta:
Imbottitura superficiale con piume d'oca naturali e sterilizzate. Centro con poliuretano espanso.
Struttura posteriore e braccioli:
Poliuretano espanso a densità differenziata.
Rivestimento:
Pelli o tessuti di alta qualità disponibili in diverse categorie.
Struttura esterna, base e gambe:
Base e gambe in legno di faggio massello.

PRODUCT TECHNICAL SHEET:

Internal structure:
Solid beech wood .
Cushions padding:
Sitting cushion :
Superficial padding with natural , sterilized goose feathers.
Center with expanded polyurethane.
Back structure and arms :
Expanded polyurethane with different density.
Upholstery:
High quality leathers or fabrics available in different categories.
External structure , base and legs:
Solid beech wood base and legs .

POLTRONA / ARMCHAIR



Pelle in etrusco cioccolato.
Etrusco cioccolato leather.

TAYLOR

Design: R.I.

POLTRONA - ARMCHAIR

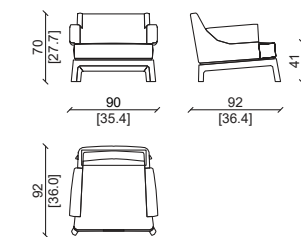
CARATTERISTICHE TECNICHE:

Struttura interna:
Legno di faggio .
Imbottitura:
Cuscino per seduta e schienale:
Imbottitura superficiale con piume d'oca naturali e sterilizzate. Centro con poliuretano espanso.
Struttura posteriore e braccioli:
Poliuretano espanso a densità differenziata.
Rivestimento:
Pelli o tessuti di alta qualità disponibili in diverse categorie.
Struttura esterna, base e gambe:
Base e gambe in legno di faggio massello.

PRODUCT TECHNICAL SHEET:

Internal structure:
Beech wood .
Cushions padding:
Sitting and back cushion :
Superficial padding with natural , sterilized goose feathers.
Center with expanded polyurethane.
Back structure and arms :
Expanded polyurethane with different density.
Upholstery:
High quality leathers or fabrics available in different categories.
External structure , base and legs:
Solid beech wood base and legs .

POLTRONA / ARMCHAIR



Pelle in tuscany corda, struttura in frassino cenere.
Tuscany corda leather, ash cenere base.



VIVIENNE

Design: Andrea Pinori - Giorgio Balestri

POLTRONA - ARMCHAIR

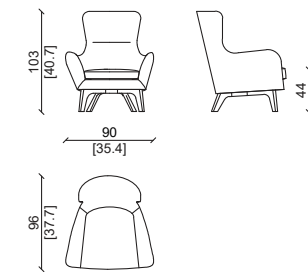
CARATTERISTICHE TECNICHE:

Struttura interna:
Multistrato curvo in abete.
Imbottitura:
Cuscino di seduta:
Imbottitura superficiale con piume d'oca naturali e sterilizzate. Centro con poliuretano espanso.
Struttura posteriore e braccioli:
Poliuretano espanso a densità differenziata.
Rivestimento:
Pelli o tessuti di alta qualità disponibili in diverse categorie.
Struttura e gambe esterne:
Base e gambe in massello di noce Americano.

PRODUCT TECHNICAL SHEET:

Internal structure:
Curved fir wood multi-ply .
Cushions padding:
Sitting cushion :
Superficial padding with natural , sterilized goose feathers.
Center with expanded polyurethane.
Back structure and arms :
Expanded polyurethane with different density.
Upholstery:
High quality leathers or fabrics available in different categories.
External structure and legs:
Solid American walnut base and legs .

POLTRONA / ARMCHAIR



Interno in grasse perla , esterno in tuscany brunello, base in noce Americano.
Front in grasse perla leather , back in tuscany brunello leather, American walnut base.

TAVOLI DA PRANZO - DINING TABLES

indice fotografico - photo summary



JODIE



SUPER STAR



KODY



ISOLDE



GORDON



NOLAN



CLAIRE



ELISEE OVAL



ELISEE RECTANGULAR



BIG DOOM



BIG DOOM LUXURY



BIG DOOM MARBLE



MEMPHIS



PARK AVENUE



ORION



VENDOME

TAVOLI - TABLE

JODIE.....	218	ISOLDE PLUS.....	234	CLAIRE RECT.....	243	MEMPHIS LUXURY.....	251
SUPER STAR.....	222	GORDON.....	237	ELISEE.....	245	PARK AVENUE.....	253
KODY.....	226	NOLAN.....	240	BIG DOOM.....	248	VENDOME.....	254
ISOLDE.....	232	CLAIRE.....	242	MEMPHIS.....	250	ORION.....	256

SEDIE - CHAIRS

indice fotografico - photo summary



SENICA



CELIA



NADINE



BART



REMY



GIPSY WITH ARMS



GIPSY



LISE



LISE WITH ARMS



FELIX WITH ARMS



FELIX



FELIX WOOD



GAEL LUXURY



GAEL W.ARMS LUXURY



GAEL



GAEL



MELODIE



INES



LOLA

SGABELLI - STOOLS

indice fotografico - photo summary



GAEL - Stool



LOLA - Stool



INES - Stool

SGABELLI - STOOL

GAEL.....	276
LOLA.....	276
INES.....	277

SEDIE - CHAIRS

SENICA.....	256	BART.....	262	LISE.....	266	GAEL.....	272
CELIA.....	258	MELODIE.....	263	LISE WITH ARMS.....	267	LOLA.....	273
NADINE.....	260	GIPSY WITH ARMS.....	264	FELIX.....	268	INES.....	274
REMY.....	261	GIPSY.....	265	FELIX WITH ARMS.....	269	GAEL LUXURY.....	275

JODIE

Design: Castello Lagravinese Studio

CARATTERISTICHE TECNICHE:

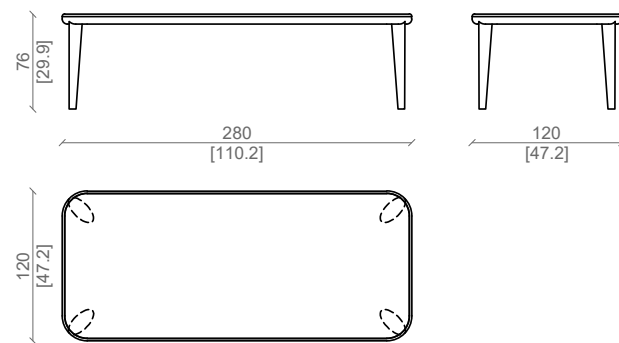
Cornice del piano: in massello di noce americano o nelle categorie della selezione Ulivi Salotti.
Gambe: realizzate in massello di noce americano.
Top: in legno, oppure in marmo della selezione presentata nei cataloghi Ulivi.

TAVOLO - DINING TABLE

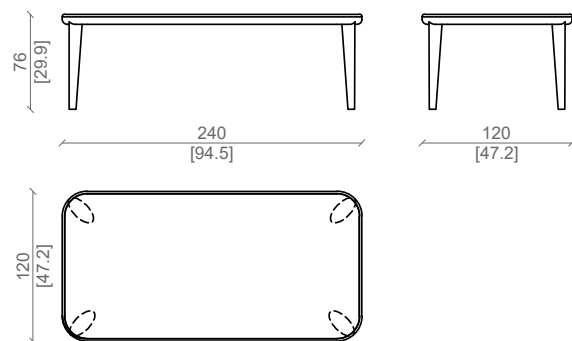
PRODUCT TECHNICAL SHEET:

Top frame: In solid american walnut or in wood species from the Ulivi Salotti selection.
Legs: made of solid american walnut.
Top: available in wood or marble from the selection presented in the Ulivi Salotti catalogs.


280X120



240X120



Gambe in massello di noce americano, e top in travertino silver.
Solid american walnut legs, and travertino silver marble top.



JODIE

Design: Castello Lagravinese Studio

TAVOLO - DINING TABLE

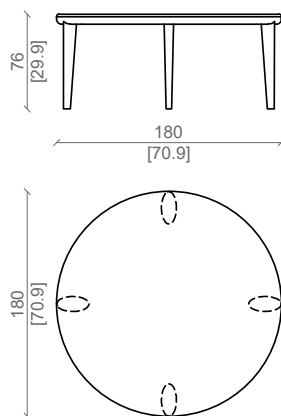
CARATTERISTICHE TECNICHE:

Cornice del piano: in massello di noce americano o nelle categorie della selezione Ulivi Salotti.
Gambe: realizzate in massello di noce americano.
Top: in legno, oppure in marmo della selezione presentata nei cataloghi Ulivi.

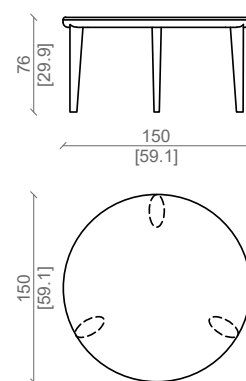
PRODUCT TECHNICAL SHEET:

Top frame: In solid american walnut or in wood species from the Ulivi Salotti selection.
Legs: made of solid american walnut.
Top: available in wood or marble from the selection presented in the Ulivi Salotti catalogs.

D 180



D 150



Gambe in massello di noce americano, e top in travertino silver.
Solid american walnut legs, and travertino silver marble top.



SUPER STAR

Design: Castello Lagravinese Studio

TAVOLO - DINING TABLE

CARATTERISTICHE TECNICHE:

Struttura delle gambe: multistrato curvato impiallacciato delle essenze delle categorie di Ulivi Salotti, con terminale realizzato in massello di noce americano.

Piedi: in metallo in finitura nero gofrato oppure delle finiture di Ulivi Salotti.

Piano: disponibile in marmo delle categorie di Ulivi Salotti, oppure impiallacciato.

Sottopiano: realizzato in multistrato impiallacciato con cornice di massello di legno.

PRODUCT TECHNICAL SHEET:

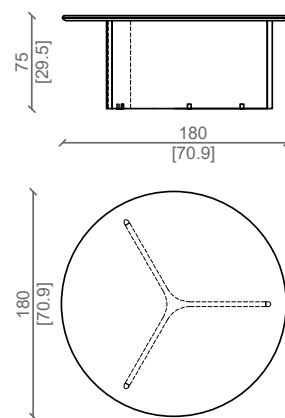
eg structure: curved multilayer wood veneered with species from the Ulivi Salotti categories, featuring end caps in solid american walnut.

Feet: metal feet in textured black or in finishes from the Ulivi Salotti collection.

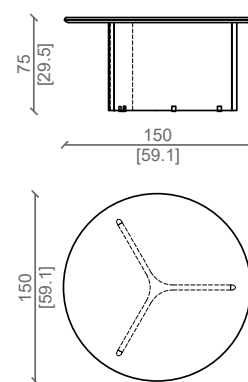
Top: available in marble from the Ulivi Salotti categories, or veneered wood.

Underside: constructed in veneered multilayer wood with a solid wood frame.

D 180



D 150



Base di noce americano tabacco, e top in marmo twister.
American walnut base, and twister marble top.



SUPER STAR

Design: Castello Lagravinese Studio

TAVOLO - DINING TABLE

TAVOLO - DINING TABLE

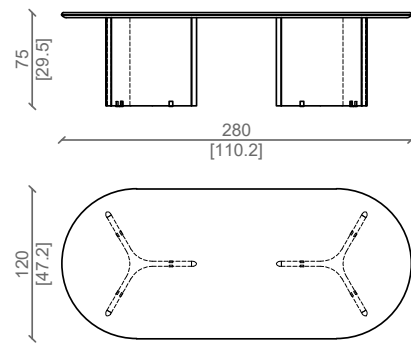
CARATTERISTICHE TECNICHE:

Struttura delle gambe: multistrato curvato impiallacciato delle essenze delle categorie di Ulivi Salotti, con terminale realizzato in massello di noce americano.
Piedi: in metallo in finitura nero gofrato oppure delle finiture di Ulivi Salotti.
Piano: disponibile in marmo delle categorie di Ulivi Salotti, oppure impiallacciato.
Sottopiano: realizzato in multistrato impiallacciato con cornice di massello di legno.

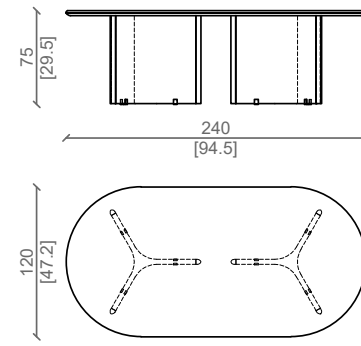
PRODUCT TECHNICAL SHEET:

eg structure: curved multilayer wood veneered with species from the Ulivi Salotti categories, featuring end caps in solid american walnut.
Feet: metal feet in textured black or in finishes from the Ulivi Salotti collection.
Top: available in marble from the Ulivi Salotti categories, or veneered wood.
Underside: constructed in veneered multilayer wood with a solid wood frame.

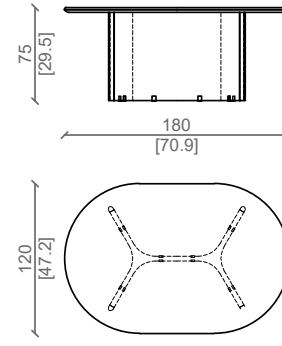
280X120



240X120



180X120



KODY

Design: Castello Lagravinese Studio

TAVOLO - DINING TABLE

CARATTERISTICHE TECNICHE:

Top in cornice di massello americano con top in marmo da incasso, oppure impiallacciato nelle varie finiture.
Gambe di forma triangolare impiallacciate in noce americano.

PRODUCT TECHNICAL SHEET:

Top with solid American frame with built-in marble top, or veneered in various finishes.
Triangular shaped legs veneered in American walnut.

TABLE 280X120CM

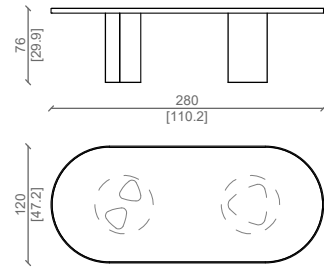
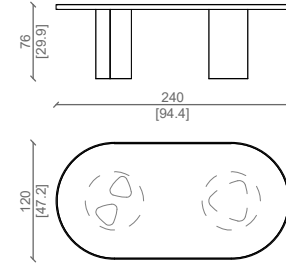


TABLE 240X120CM



Gambe in noce americano, top in invisible grey.
American walnut bases, invisible grey marble top.



KODY

Design: Castello Lagravinese Studio

TAVOLO - DINING TABLE

CARATTERISTICHE TECNICHE:

Top con cornice di massello americano con top in marmo da incasso, oppure impiallacciato nelle varie finiture.
Gambe di forma triangolare impiallacciate in noce americano.

PRODUCT TECHNICAL SHEET:

Top with solid American frame with built-in marble top, or veneered in various finishes.
Triangular shaped legs veneered in American walnut.

TABLE - ROUND 180CM

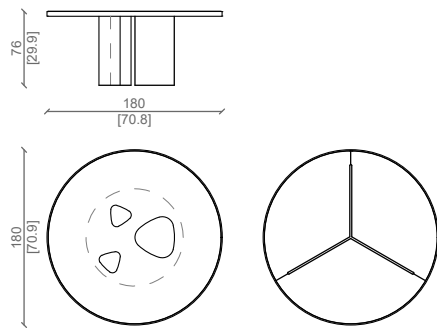
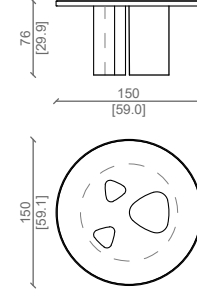



TABLE - ROUND 150CM



Gambe in noce americano, top in calacatta verde.
American walnut bases, calacatta verde marble top.



ISOLDE

Design: Castello Lagravinese Studio

CARATTERISTICHE TECNICHE:

Struttura:

Base con finali di metallo in diverse finiture e multistrato rivestito in pelle delle diverse categorie di Ulivi Salotti e noce americano.

Top:

Top in marmo disponibile nelle diverse categorie di Ulivi Salotti, oppure nella versione di legno.

TAVOLO - DINING TABLE

PRODUCT TECHNICAL SHEET:

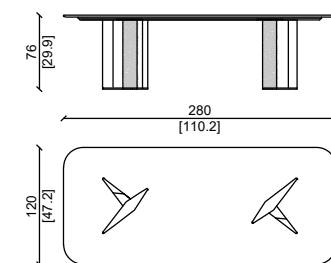
Structure:

Base with metal ends in different finishes and plywood covered in leather from the various categories of Ulivi Salotti and American walnut.

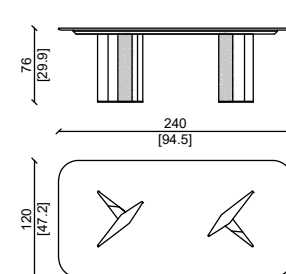
Top:

Top available in marble in the various categories of Ulivi Salotti, or in the wooden version.

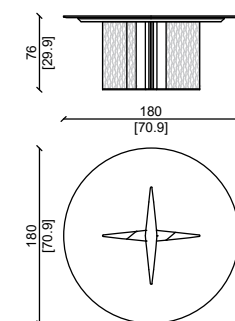
TAVOLO - TABLE 280X120CM



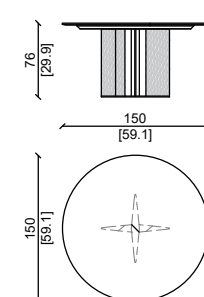
TAVOLO - TABLE 240X120CM



TAVOLO - TABLE D.180CM



TAVOLO - TABLE D.150CM



Pelle grasse smeraldo, noce americano e top in marmo twister.
Grasse smeraldo leather, american walnut, twister marble top.



ISOLDE PLUS

Design: Castello Lagravinese Studio

TAVOLO - DINING TABLE

CARATTERISTICHE TECNICHE:

Struttura:

Base con finali di metallo in diverse finiture con multistrato rivestito in pelle delle diverse categorie di Ulivi Salotti e noce americano.

Top:

Top con cornice in massello di noce americano in top interno oppure impiallacciato di legno delle finiture di Ulivi Salotti.

PRODUCT TECHNICAL SHEET:

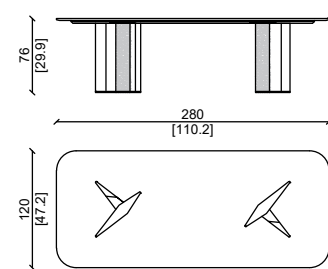
Structure:

Base with metal ends in different finishes with plywood covered in leather from the various categories of Ulivi Salotti and American walnut.

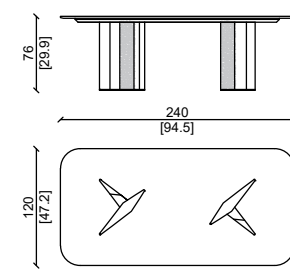
Top:

Top with frame in solid American walnut on the internal top or wood veneer with finishes by Ulivi Salotti.

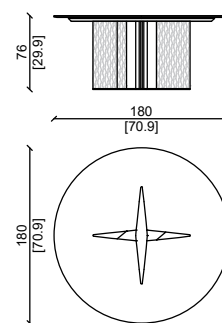
TAVO - TABLE 280X120CM




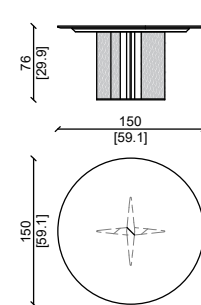
TAVOLO - TABLE 240X120CM



TAVOLO - TABLE D.180CM



TAVOLO - TABLE D.150CM



Dettaglio del top in massello di noce americano con marmo calcatta verde.
American walnut frame detail with calacatta verde marble.



GORDON

Design: Castello Lagravinese Studio

TAVOLO - DINING TABLE

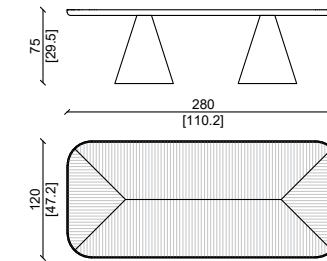
CARATTERISTICHE TECNICHE:

Struttura a cono impiallacciata disponibili diverse finiture di legno della gamma di Ulivi Salotti.
Cornice in massello di noce americano con top in marmo o legno in diverse finiture.

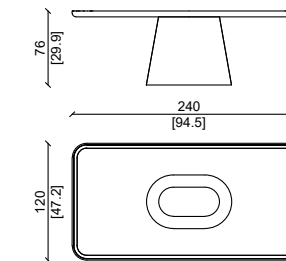
PRODUCT TECHNICAL SHEET:

Cone structure veneered available in different wood finishes from the Ulivi Salotti range.
Frame in solid American walnut with top in marble or wood in different finishes.

TAVOLO - TABLE



TAVOLO - TABLE



Noce tabacco e piano in marmo twister.
American walnut tabacco finish, twister marble top.

GORDON

Design: Castello Lagravinese Studio

CARATTERISTICHE TECNICHE:

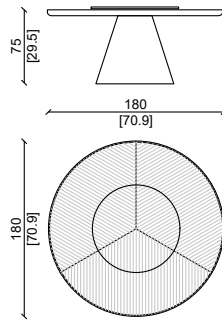
Struttura a cono impiallacciata disponibili diverse finiture di legno della gamma di Ulivi Salotti.
Cornice in massello di noce americano con top in marmo o legno in diverse finiture.

TAVOLO - DINING TABLE

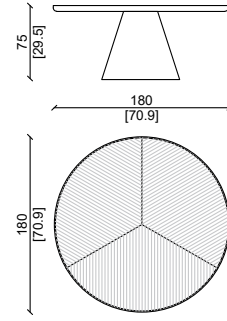
PRODUCT TECHNICAL SHEET:

Cone structure veneered available in different wood finishes from the Ulivi Salotti range.
Frame in solid American walnut with top in marble or wood in different finishes.

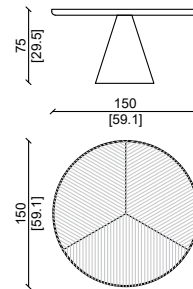
TAVOLO - TABLE



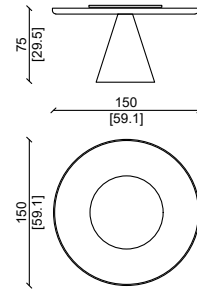
TAVOLO - TABLE




TAVOLO - TABLE



TAVOLO - TABLE



Noce americano, piano in marmo calacatta verde.
American walnut, calacatta verde marble top.



NOLAN

Design: Castello Lagravinese Studio

CARATTERISTICHE TECNICHE:

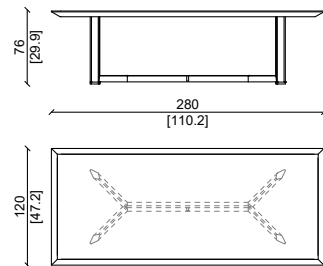
Struttura : massello di noce Americano o altro legno della selezione Ulivi Salotti.
Basamento in massello di noce americano .
Top : in legno , vetro , oppure i marmi della collezione presentata nei cataloghi Ulivi

TAVOLO - DINING TABLE

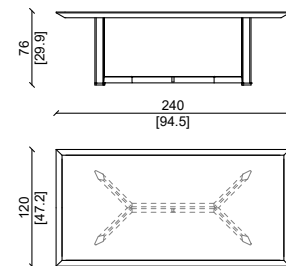
PRODUCT TECHNICAL SHEET:

Main structure : solid American walnut or other woods of Ulivi Salotti woods selection.
Solid american walnut base and legs.
Top : selected wood , glass , marble from Ulivi catalogs range.

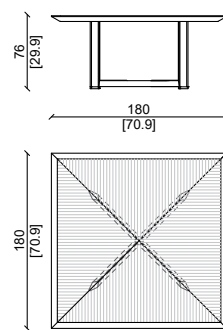
TAVOLO - TABLE



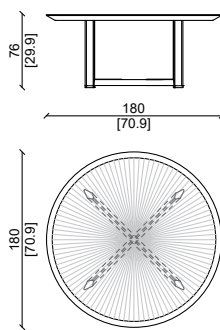
TAVOLO - TABLE



TAVOLO - TABLE



TAVOLO - TABLE



Struttura in massello di noce americano, top in calacatta verde.
American walnut solid wood structure, calacatta verde marble top.



CLAIRE

Design: Castello Lagravinese Studio

TAVOLO - DINING TABLE

CARATTERISTICHE TECNICHE:

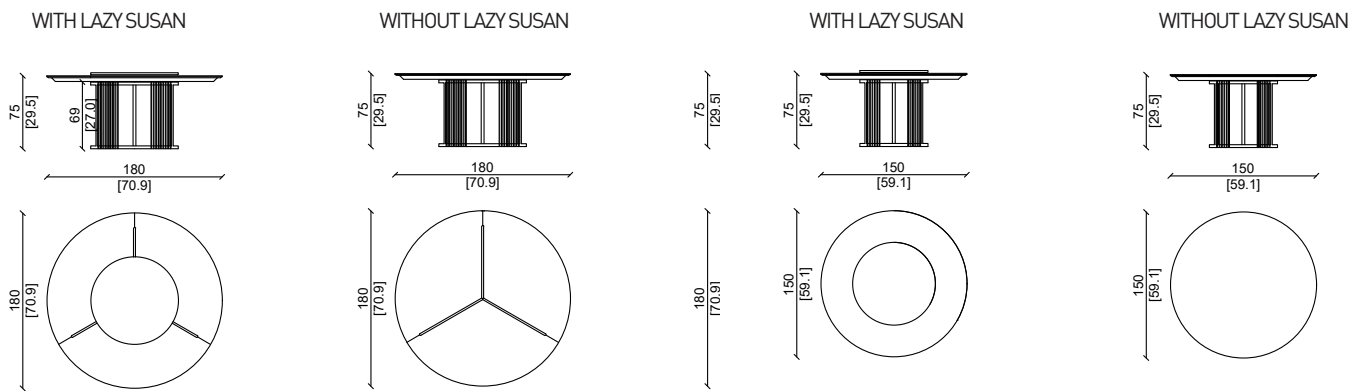
Struttura:
Struttura metallica, arricchita da strisce in cuoio applicate a mano.
Top:
Disponibile un'ampia scelta di marmi esclusivi.
Elemento centrale rotante "lazy susan" disponibile su richiesta.
Finitura:
Parti metalliche finite a cera con effetto matt.

* Questo articolo può essere personalizzato su richiesta.

PRODUCT TECHNICAL SHEET:

Structure:
Metal base, enriched by hand wrapped stripes of leather.
Top:
Available in a wide choice of exclusive marbles.
Lazy susan revolving center in marble available on demand.
Finish:
Metal parts: natural matt wax finish.

* This item can be customized upon request.



Piano in invisible grey, struttura in ottone satinato e strisce in lotus testa di moro.
Invisible grey marble top, satin brass structure and testa di moro leather strips.

CLAIRE RECT

Design: Castello Lagravinese Studio

TAVOLO - DINING TABLE

CARATTERISTICHE TECNICHE:

Struttura:
Struttura metallica, arricchita da strisce in cuoio applicate a mano.
Top:
Disponibile un'ampia scelta di marmi esclusivi.
Finitura:
Parti metalliche finite a cera con effetto matt.

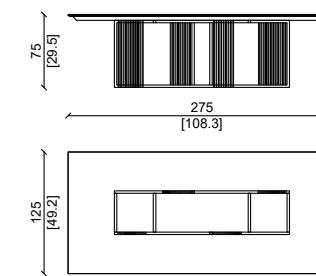
* Questo articolo può essere personalizzato su richiesta.

PRODUCT TECHNICAL SHEET:

Structure:
Metal base, enriched by hand wrapped stripes of leather.
Top:
Available in a wide choice of exclusive marbles.
Finish:
Metal parts: natural matt wax finish.

* This item can be customized upon request.

TAVOLO RETTANGOLARE - RECTANGULAR TABLE



Piano in invisible grey, struttura in ottone satinato e strisce in lotus testa di moro.
Invisible grey marble top, satin brass structure and testa di moro leather strips.



ELISEE

Design: Castello Lagravinese Studio

TAVOLO - DINING TABLE

CARATTERISTICHE TECNICHE:

Struttura:
Noce Americano massello con crociera e terminali di ottone disponibili in diverse finiture.
Top :
Disponibile in un'ampia scelta di marmi esclusivi o in massello di noce Americano.

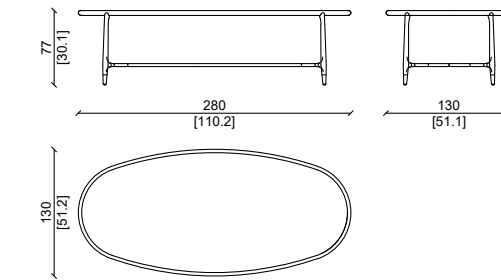
* Questo articolo può essere personalizzato su richiesta.

PRODUCT TECHNICAL SHEET:

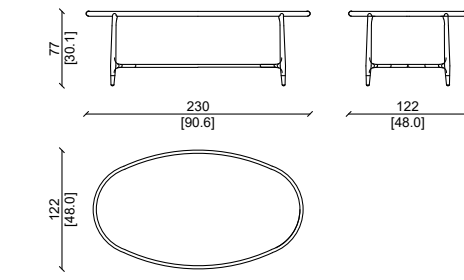
Structure:
Solid American walnut with metal bars and end caps in brass available in different finish.
Top :
Available in a wide choice of exclusive marbles , or in solid American walnut.

* This item can be customized upon request.

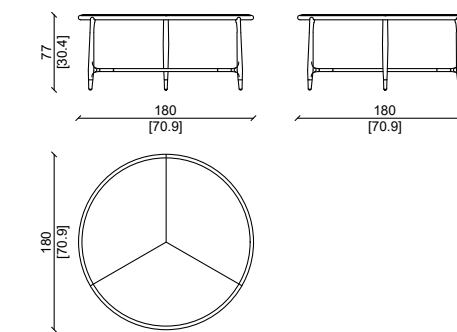
TAVOLO OVALE / OVAL TABLE



TAVOLO OVALE / OVAL TABLE



TAVOLO ROTONDO / ROUND TABLE



Struttura in noce Americano, crociera di ottone satinato top in marmo invisible grey.
American walnut structure, metal frame under top in satin brass, invisible grey marble top.

ELISEE

Design: Castello Lagravinese Studio

TAVOLO - DINING TABLE

CARATTERISTICHE TECNICHE:

Struttura:
Noce Americano massello con crociera e terminali di ottone disponibili in diverse finiture.

Top :
Disponibile in un'ampia scelta di marmi esclusivi o in massello di noce Americano o in vetro bronzato.

* Questo articolo può essere personalizzato su richiesta.

PRODUCT TECHNICAL SHEET:

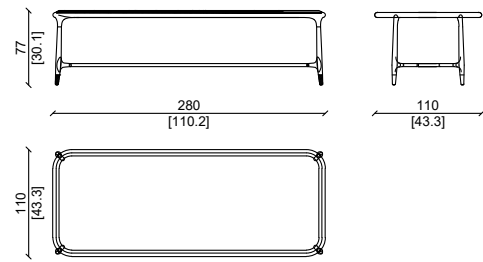
Structure:
Solid American walnut with metal bars and end caps in brass available in different finish.

Top :
Available in a wide choice of exclusive marbles , or in solid American walnut, or bronze glass.

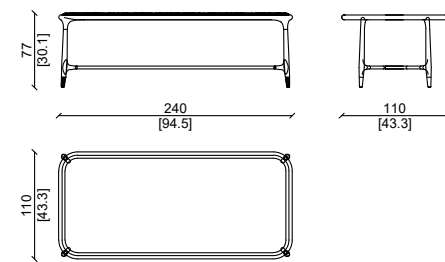
* This item can be customized upon request.

TOP IN MARMO - MARBLE TOP

TAVOLO RETT. / RECT. TABLE

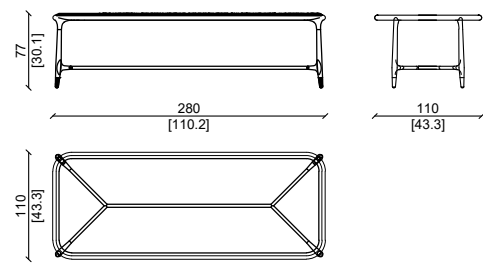


TAVOLO RETT. / RECT. TABLE

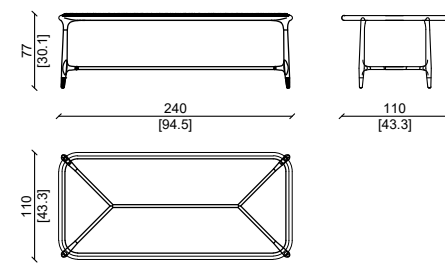


TOP IN VETRO - GLASS TOP

TAVOLO RETT. / RECT. TABLE



TAVOLO RETT. / RECT. TABLE



Struttura in frassino cenere, inserti in metallo e piano in marmo calacatta gold.
Ash cenere structure, satin brass inserts and calacatta gold marble.



Struttura in noce americano, inserti in metallo e piano in vetro bronzato.
American walnut structure, satin brass inserts and bronze glass top.

BIG DOOM

Design: Andrea Pinori - Giorgio Balestri

CARATTERISTICHE TECNICHE:

Struttura:
Noce massello.
Top :
Top e bordo superiore impiallacciato in noce Americano, oppure nella vasta gamma di marmi della selezione di Ulivi Salotti.
Per la versione rotonda è disponibile il meccanismo "Lazy Susan".

* Su richiesta questo prodotto può essere realizzato su misura

PRODUCT TECHNICAL SHEET:

Structure:
Solid walnut.
Top :
Top and top edge veneered in American walnut or mable in different color of Ulivi Salotti range.
For round version also available the "lazy susan" swing centre.

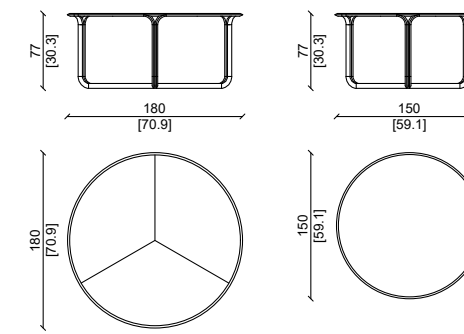
* This item can be customized upon request.



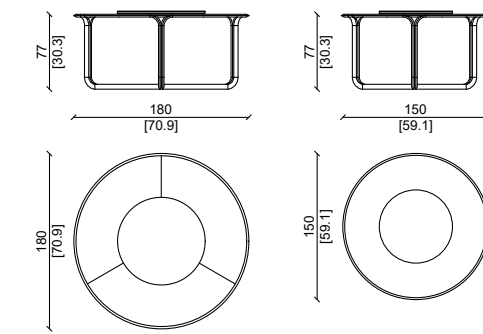
Struttura in noce Americano, lazy susan in marmo invisible grey.
American walnut structure, invisible grey marble lazy susan.

TAVOLO - DINING TABLE

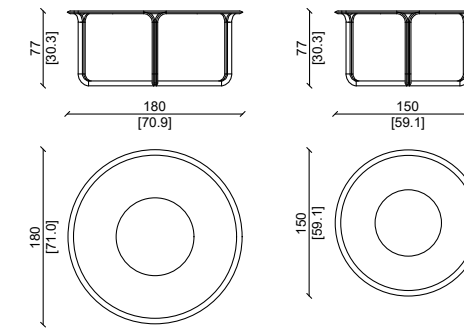
TAVOLO - TABLE MARBLE TOP D. 180/150CM



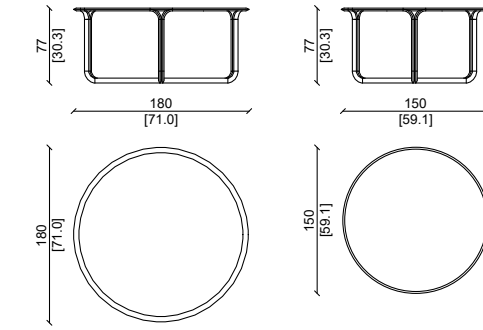
TAVOLO - TABLE MARBLE TOP D. 180/150CM WITH LAZY SUSAN ON TOP



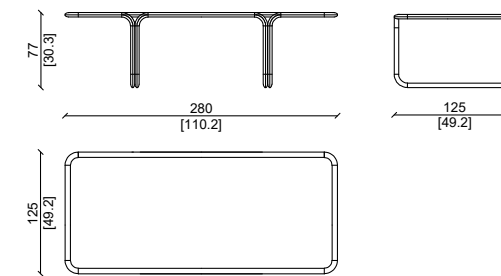
TAVOLO - TABLE LEATHER OR WALNUT D. 180/150 CM WITH LAZY SUSAN



TAVOLO - TABLE LEATHER OR WALNUT D. 180/150CM



TAVOLO RETTANGOLARE / RECT. TABLE



Struttura in noce Americano, piano in marmo invisible grey.
American walnut structure, invisible grey marble top.

MEMPHIS

Design: Vegni Design

TAVOLO - DINING TABLE

CARATTERISTICHE TECNICHE:

Struttura:
Noce Americano massello.
Top :
Piano del tavolo e profilo del bordo impiallacciato con noce Americano.

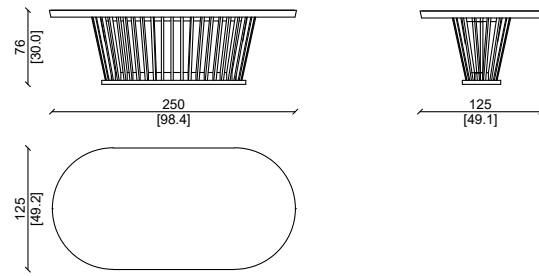
* Questo articolo può essere personalizzato su richiesta.

PRODUCT TECHNICAL SHEET:

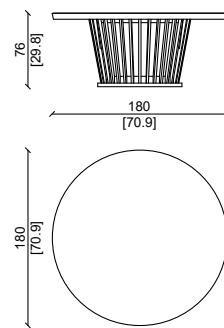
Structure:
Solid American walnut.
Top :
Table top and edge profile veneered with American walnut.

* This item can be customized upon request.

TAVOLO OVALE / OVAL TABLE



TAVOLO ROTONDO / ROUND TABLE



Struttura in noce Americano .
American walnut structure.

MEMPHIS LUXURY

Design: Vegni Design

TAVOLO - DINING TABLE

CARATTERISTICHE TECNICHE:

Struttura:
Noce Americano massello.
Top :
Piano d'appoggio disponibile in noce Americano, con profilo del bordo coperto da cuoio di diversi tipi e categorie.

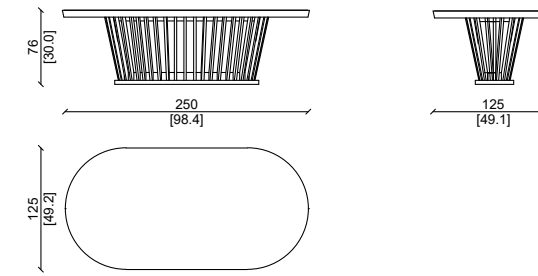
* Questo articolo può essere personalizzato su richiesta.

PRODUCT TECHNICAL SHEET:

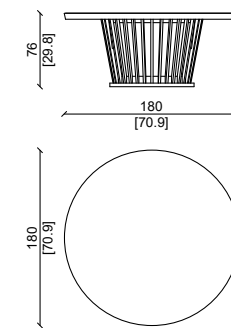
Structure:
Solid American walnut.
Top :
Table top available in American walnut , with edge profile covered by leather of different types and categories.

* This item can be customized upon request.

TAVOLO OVALE / OVAL TABLE



TAVOLO ROTONDO / ROUND TABLE



Struttura in noce Americano e pelle etrusco deserto.
American walnut structure , etrusco deserto leather.

VENDOME

Design: Castello Lagravinese Studio

TAVOLO - DINING TABLE

CARATTERISTICHE TECNICHE:

Struttura:

Base doppia, con pannelli rivestiti in metallo e in marmo. Disponibile anche la versione con pannelli in marmo e legno massello.

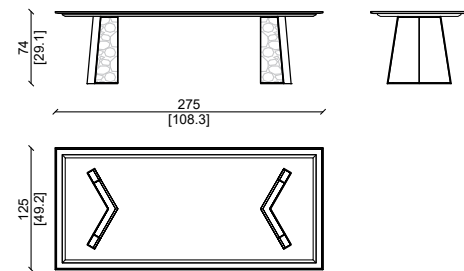
Top:

Top in marmo sagomato, disponibile nell' ampia scelta di marmi selezionati della gamma Ulivi Salotti.

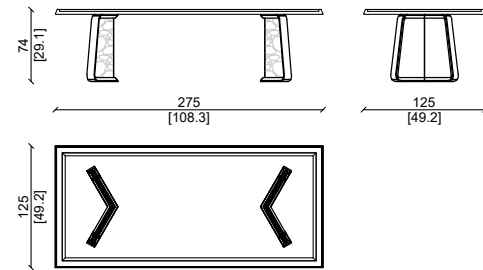
Finitura:

Elementi in metallo lucidi o satinati, nelle nuove finiture Ulivi Salotti. Elementi in legno massello in noce, frassino o rovere.

TAVOLO / TABLE 275CM



TAVOLO / TABLE 275CM



BASI IN LEGNO - WOODEN BASE

PRODUCT TECHNICAL SHEET:

Structure :

Double base with marble and metal panels available. Also available the version with solid wood and marble panels.

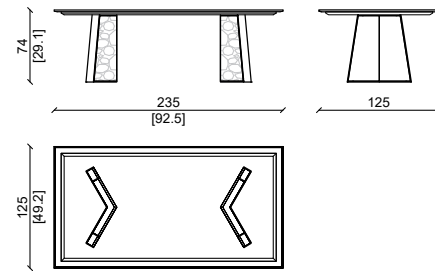
Top:

Shaped marble top, available in a wide choice of finely selected stones.

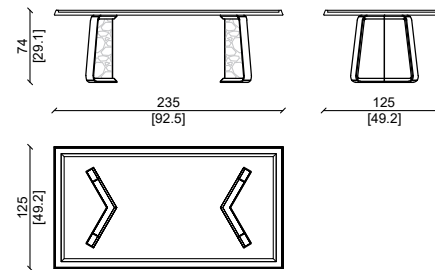
Finish:

Metal elements in one of the new Ulivi Salotti metal finish, glossy or satin. Solid wood from Ulivi wood collection, available in Ash, American walnut and oak.

TAVOLO / TABLE 235CM



TAVOLO / TABLE 235CM



BASI IN LEGNO - WOODEN BASE



Struttura in titanio, marmo invisible grey.
Titanium metal, invisible grey marble.



Struttura in titanio, marmo invisible grey.
Titanium metal, invisible grey marble.



PARK AVENUE

Design: Vegni Design

TAVOLO - DINING TABLE

CARATTERISTICHE TECNICHE:

Struttura:
Noce Americano massello.
Versione Standard:
Struttura in noce Americano.
Versione Luxury:
Struttura in noce Americano e bordi del piano in pelle.

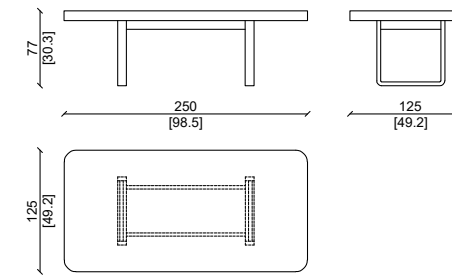
* Su richiesta questo prodotto può essere realizzato su misura

PRODUCT TECHNICAL SHEET:

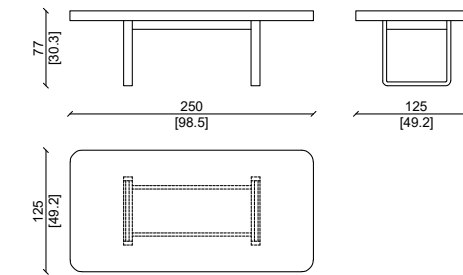
Structure:
Solid American walnut.
Standard Version:
American walnut structure.
Luxury Version:
American walnut structure with edge of the top in leather.

* This item can be customized upon request.

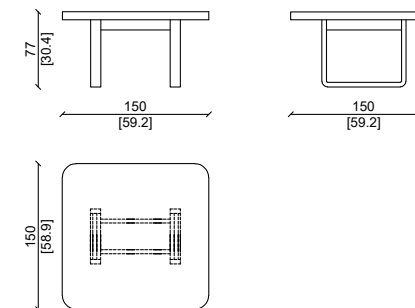
TAVOLO / TABLE



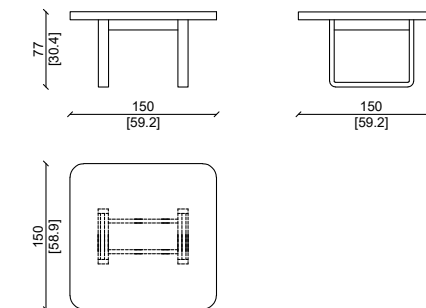
TAVOLO LUXURY / LUXURY TABLE



TAVOLO / TABLE



TAVOLO LUXURY / LUXURY TABLE



Tavolo realizzabile in diverse finiture di legno.
Table available in different kind of wood.

Tavolo luxury realizzabile in diverse finiture di legno con bordo rivestito in pelle.
Luxury table available in different kind of wood with leather edge.



Struttura in noce Americano e pelle etrusco deserto.
American walnut structure , etrusco deserto leather.

ORION

Design: R.I.

TAVOLO - DINING TABLE

TAVOLO - DINING TABLE

CARATTERISTICHE TECNICHE:

Struttura:

Legno multistrato di abete impiallacciato in rovere, lucidato e rifinito con tecnica a poro aperto.

Top :

Piano d'appoggio in pelle, disponibile in diverse tipologie e categorie.

Impiallacciatura in pelle di capra disponibile su richiesta.

PRODUCT TECHNICAL SHEET:

Structure:

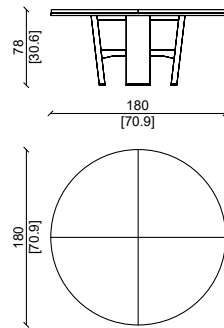
Multi-ply fir wood veneered in oak wood , polished and finished with open pore technique.

Top :

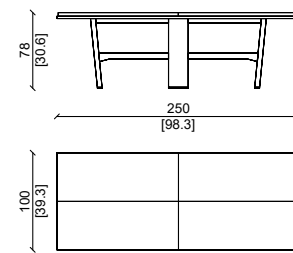
Table top in leather , available in different types and categories.

Goat skin leather veneer available upon request.

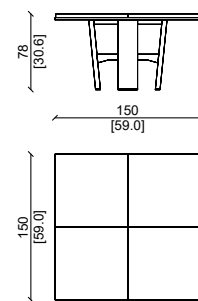
TAVOLO / TABLE



TAVOLO / TABLE



TAVOLO / TABLE



Struttura in rovere , rivestimento in pelle tuscanly perla.
Ash wood structure, tuscanly perla leather.



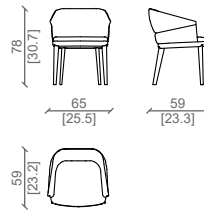
SENICA

Design: Castello Lagravinese Studio

CARATTERISTICHE TECNICHE:

Struttura interna: realizzata in metallo.
Imbottitura: poliuretano espanso a densità differenziata.
Rivestimento: pelli o tessuti di alta qualità disponibili in diverse categorie.
Base e gambe: noce americano oppure delle essenze di Ulivi Salotti.

SEDIA - CHAIR




Struttura in noce americano , con bracciolo e cuscini in grasse birra.
Structure made in american walnut , armrest and cushions made in grasse birra leather.

SEDIA - CHAIR

PRODUCT TECHNICAL SHEET:

Internal structure: constructed in metal.
Padding: polyurethane foam with differentiated densities.
Upholstery: high-quality leather or fabrics, available in various categories.
Base and legs: american walnut or other wood species from the Ulivi Salotti collection.



CELIÀ

Design: Castello Lagravinese Studio

SEDIA - CHAIR

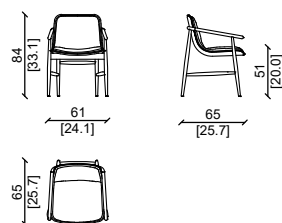
CARATTERISTICHE TECNICHE:

Struttura interna : multistrato di faggio.
Imbottitura : schiuma poliuretanicca .
Rivestimento : pelli o tessuti di alta qualità della gamma esclusiva Ulivi Salotti , disponibili in varie categorie.
Struttura esterna : legno massello , disponibile in varie tipologie della gamma legni di Ulivi Salotti.

PRODUCT TECHNICAL SHEET:

Internal structure: beech plywood.
Padding: polyurethane foam.
Upholstery: High quality leathers or fabrics from the range exclusive Ulivi Salotti, available in various categories.
External structure: solid wood, available in various typologies of the Ulivi Salotti wood range.

SEDIA - CHAIR



Struttura in noce americano, esterno in plume malva, interno grasse pietra.
American walnut structure, plume malva outside, grasse pietra inside.



NADINE

Design: Castello Lagravinese Studio

SEDIA - CHAIR

CARATTERISTICHE TECNICHE:

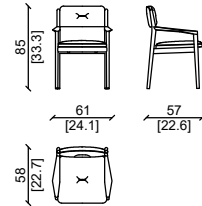
Struttura interna : multistrato di faggio.
Imbottitura : schiuma poliuretanaica .
Rivestimento : pelli o tessuti di alta qualità della gamma esclusiva Ulivi Salotti , disponibili in varie categorie . .
Struttura esterna : legno massello , disponibile in varie tipologie della gamma legni di Ulivi Salotti.

PRODUCT TECHNICAL SHEET:

Main Structure : fir wood multi-ply .
Padding of cushions : natural , sterilized goose feathers , polyurethane foam .
Upholstery : high quality leathers or fabrics from Ulivi Salotti exclusive range , available in different categories.
Armrests : also available with hand made braid finish .
External structure : solid wood , available in different types from Ulivi Salotti woods selection.



SEDIA - CHAIR



Pelle plume sabbia, struttura in noce americano tabacco.
Plume sabbia leather, american tabacco finish structure.

REMY

Design: Castello Lagravinese Studio

TAVOLO - DINING TABLE

CARATTERISTICHE TECNICHE:

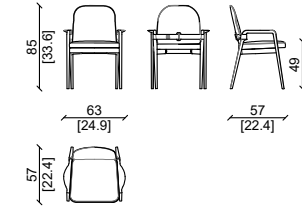
Struttura interna : multistrato di faggio.
Imbottitura : schiuma poliuretanaica .
Rivestimento : pelli o tessuti di alta qualità della gamma esclusiva Ulivi Salotti , disponibili in varie categorie . .
Struttura esterna : legno massello , disponibile in varie tipologie della gamma legni di Ulivi Salotti.
Cinghia di rifinitura sul retro disponibile in diverse categorie di pelle.

PRODUCT TECHNICAL SHEET:

Main Structure : fir wood multi-ply .
Padding of cushions : natural , sterilized goose feathers , polyurethane foam .
Upholstery : high quality leathers or fabrics from Ulivi Salotti exclusive range , available in different categories.
Armrests : also available with hand made braid finish .
External structure : solid wood , available in different types from Ulivi Salotti woods selection.
Back finishing strap available in different categories of leather.



SEDIA - CHAIR



Pelle plume sabbia, struttura in noce americano tabacco, cinghia in cuoio cemento.
Plume sabbia leather, american tabacco finish structure, cuoio cemento belt.

BART

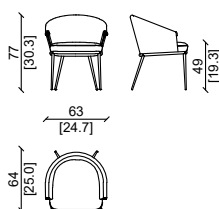
Design: Castello Lagravinese Studio

SEDIA - CHAIR

CARATTERISTICHE TECNICHE:

Struttura interna:
Metallo con inserti di multistrato di abete. Imbottitura :
Poliuretano espanso in differenti densità.
Rivestimento :
In pelle o tessuti di alta qualità disponibili in vari colori.
Terminale dei braccioli in metallo con logo Ulivi .
Struttura esterna e gambe:
Metallo , disponibile in diverse finiture.

SEDIA - CHAIR



PRODUCT TECHNICAL SHEET:

Internal structure:
Metal with fir plywood inserts. Padding:
Polyurethane foam in different densities.
Coating:
In high quality leather or fabrics available in various colors.
Terminal of the armrests in metal with the Ulivi logo.
External structure and legs:
Metal, available in different finishes.



Pelle plume sabbia, struttura in metallo nero lucido.
Plume sabbia leather, black glossy metal finish structure.

MELODIE

Design: Castello Lagravinese Studio

SEDIA - CHAIR

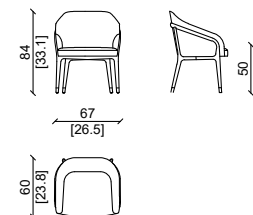
CARATTERISTICHE TECNICHE:

Struttura interna:
Multistrato curvo in abete.
Imbottitura:
Cuscino, schienale e braccioli:
Poliuretano espanso a densità differenziata.
Rivestimento:
Pelli o tessuti di alta qualità disponibili in diverse categorie.
Struttura esterna, base e gambe:
Gambe in legno massello, disponibili in noce Americano, rovere o frassino.
Terminali in ottone in diverse finiture.

PRODUCT TECHNICAL SHEET:

Internal structure:
Curved fir wood multi-ply.
Cushions padding:
Sitting cushion , back and arms :
Expanded polyurethane with different density.
Upholstery:
High quality leathers or fabrics available in different categories.
External structure , base and legs:
Solid wood legs , available in American walnut , oak or ashwood.
End caps in brass in different finish.

SEDIA / CHAIR



Struttura in noce Americano, pelle in nabuk pietra e terminali in ottone satinato.
American walnut structure, nabuk pietra leather and satin brass end caps.



GIPSY WITH ARMS

Design: Castello Lagravinese Studio

SEDIA - CHAIR

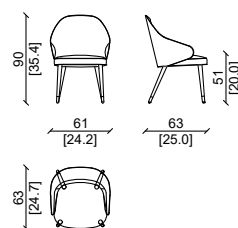
CARATTERISTICHE TECNICHE:

Struttura interna : multistrato curvato di abete
Struttura esterna , gambe : massello di noce Americano o altro legno della selezione Ulivi Salotti.
Imbottitura : poliuretano espanso di alta densità
Rivestimento : pelli o tessuti di alta qualità della gamma esclusiva Ulivi Salotti , disponibili in varie categorie.
Terminali metallici in ottone , disponibili in varie finiture.

PRODUCT TECHNICAL SHEET:

Internal structure : curved fir wood multi-ply .
External structure , legs : solid American walnut or other woods of Ulivi Salotti range.
Padding : high density polyurethane foam.
Upholstery : high quality leathers or fabrics from Ulivi Salotti exclusive range , available in different categories.
End caps in brass available in different finish.

POLTRONA - ARMCHAIR



Interno plume cemento , esterno grasse mattone, gambe in noce americano.
Inside with plume cemento, outside in grasse mattone, american walnut legs.

GIPSY

Design: Castello Lagravinese Studio

SEDIA - CHAIR

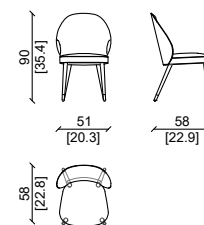
CARATTERISTICHE TECNICHE:

Struttura interna : multistrato curvato di abete
Struttura esterna , gambe : massello di noce Americano o altro legno della selezione Ulivi Salotti.
Imbottitura : poliuretano espanso di alta densità
Rivestimento : pelli o tessuti di alta qualità della gamma esclusiva Ulivi Salotti , disponibili in varie categorie.
Terminali metallici in ottone , disponibili in varie finiture.

PRODUCT TECHNICAL SHEET:

Internal structure : curved fir wood multi-ply .
External structure , legs : solid American walnut or other woods of Ulivi Salotti range.
Padding : high density polyurethane foam.
Upholstery : high quality leathers or fabrics from Ulivi Salotti exclusive range , available in different categories.
End caps in brass available in different finish.

POLTRONA - ARMCHAIR



Interno grasse cemento , esterno plume cemento, gambe in noce americano.
Inside with grasse cemento, outside in plume cemento, american walnut legs.

LISE

Design: Castello Lagravinese Studio

SEDIA - CHAIR

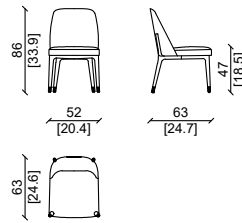
CARATTERISTICHE TECNICHE:

Struttura interna:
Multistrato di abete curvato.
Imbottitura:
Seduta e schienale: poliuretano espanso in differenti densità.
Rivestimento:
In pelle o tessuti di alta qualità disponibili in vari colori.
Struttura, zampe e gambe:
Zampe e struttura in legno massello, disponibili in noce Americano, frassino e rovere.
Terminali metallici in ottone disponibili in diverse finiture.

PRODUCT TECHNICAL SHEET:

Internal structure:
Curved fir wood multi-ply.
Cushions padding:
Sitting cushion and back:
Expanded polyurethane foam.
Upholstery:
High quality leathers or fabrics available in different categories.
External structure, base and legs:
Solid wood legs and holding structure, available in American walnut, oak or ashwood.
End caps in brass in different finish.

SEDIA/CHAIR



Struttura in noce Americano, pelle in nabuk pietra, tessuto rafia grigio.
American walnut structure, nabuk pietra leather, rafia grey fabric.

LISE WITH ARMS

Design: Castello Lagravinese Studio

SEDIA - CHAIR

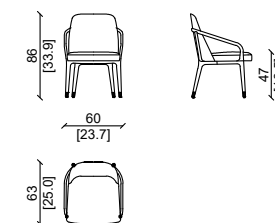
CARATTERISTICHE TECNICHE:

Struttura interna:
Multistrato di abete curvato.
Imbottitura:
Seduta e schienale: poliuretano espanso in differenti densità.
Rivestimento:
In pelle o tessuti di alta qualità disponibili in vari colori.
Struttura, braccioli e gambe:
Zampe e struttura in legno massello, disponibili in noce Americano, frassino e rovere.
Terminali metallici in ottone disponibili in diverse finiture.

PRODUCT TECHNICAL SHEET:

Internal structure:
Curved fir wood multi-ply.
Cushions padding:
Sitting cushion and back:
Expanded polyurethane foam.
Upholstery:
High quality leathers or fabrics available in different categories.
External structure, base and legs:
Solid wood legs and holding structure, available in American walnut, oak or ashwood.
End caps in brass in different finish.

SEDIA/CHAIR



Struttura in noce Americano, pelle in grassè ottanio.
American walnut structure, grassè ottanio leather.

FELIX

Design: Castello Lagravinese Studio

SEDIA - CHAIR

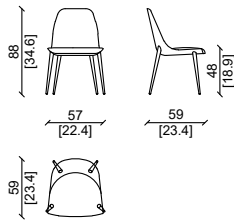
CARATTERISTICHE TECNICHE:

Struttura interna:
Multistrato di abete curvato.
Imbottitura :
Poliuretano espanso in differenti densità.
Rivestimento :
In pelle o tessuti di alta qualità disponibili in vari colori.
Struttura e gambe:
Ottone , disponibile in diverse finiture.

PRODUCT TECHNICAL SHEET:

Internal structure:
Curved fir wood multi-ply
Padding:
Expanded polyurethane foam.
Upholstery:
High quality leathers or fabrics available in different categories.
External structure , base and legs:
Brass , available in different finish.

SEDIA/CHAIR



Interno in pelle nabuk pietra , esterno in tessuto rafia grigio, base in oro.
Front in nabuk pietra leather, back in rafia grey fabric, gold finish.

FELIX WITH ARMS

Design: Castello Lagravinese Studio

SEDIA - CHAIR

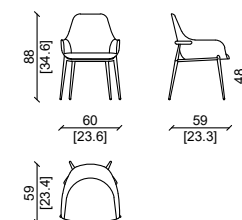
CARATTERISTICHE TECNICHE:

Struttura interna:
Multistrato di abete curvato.
Imbottitura :
Poliuretano espanso in differenti densità.
Rivestimento :
In pelle o tessuti di alta qualità disponibili in vari colori.
Struttura esterna e gambe:
Ottone , disponibile in diverse finiture.

PRODUCT TECHNICAL SHEET:

Internal structure:
Curved fir wood multi-ply
Padding:
Expanded polyurethane foam.
Upholstery:
High quality leathers or fabrics available in different categories.
External structure , base and legs:
Brass , available in different finish.

SEDIA/CHAIR



Pelle in grassè mattone, struttura in finitura oro.
Grassè mattone leather, gold finish legs.

FELIX WITH ARMS

Design: Castello Lagravinese Studio

SEDIA - CHAIR

CARATTERISTICHE TECNICHE:

Struttura interna:

Multistrato di abete curvato.

Imbottitura :

Poliuretano espanso in differenti densità.

Rivestimento :

In pelle o tessuti di alta qualità disponibili in vari colori.

Struttura esterna e gambe:

Massello di legno.

PRODUCT TECHNICAL SHEET:

Internal structure:

Curved fir wood multi-ply

Padding:

Expanded polyurethane foam.

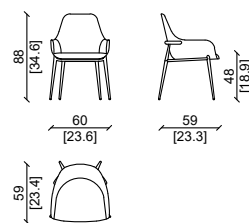
Upholstery:

High quality leathers or fabrics available in different categories.

External structure , base and legs:

Solid wood in different finish.

SEDIA/CHAIR



Grasse carrara , struttura in massello di noce americano.
Grasse carrara leather, solid american walnut base.



GAEL

Design: Vegni Design

SEDIA - CHAIR

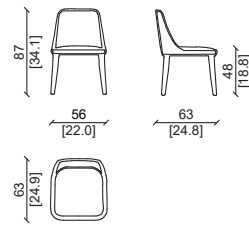
CARATTERISTICHE TECNICHE:

Struttura interna:
Multistrato curvo in abete.
Imbottitura:
Cuscino di seduta e schienale:
Poliuretano espanso a densità differenziata.
Rivestimento:
Pelli o tessuti di alta qualità disponibili in diverse categorie.
Struttura esterna, base e gambe:
Noce Americano massello.

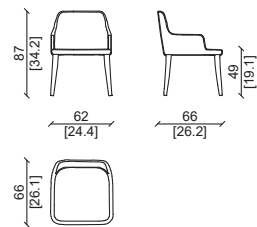
PRODUCT TECHNICAL SHEET:

Internal structure:
Curved fir wood multi-ply.
Cushions padding:
Sitting cushion and back :
Expanded polyurethane with different density.
Upholstery:
High quality leathers or fabrics available in different categories.
External structure , base and legs:
Solid American walnut.

SEDIA / CHAIR



SEDIA CON BRACCIOLO / CHAIR WITH ARM



Struttura in noce Americano e pelle etrusco deserto.
American walnut structure , etrusco deserto leather.



Struttura in noce Americano e pelle etrusco corda.
American walnut structure , etrusco corda leather.

LOLA

Design: Vegni Design

SEDIA - CHAIR

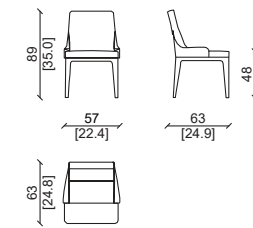
CARATTERISTICHE TECNICHE:

Struttura interna:
Noce Americano massello.
Imbottitura:
Cuscino di seduta, schienale:
Poliuretano espanso a densità differenziata.
Rivestimento:
Pelli o tessuti di alta qualità disponibili in diverse categorie.
Struttura esterna, base e gambe:
Noce Americano massello.

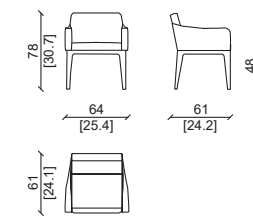
PRODUCT TECHNICAL SHEET:

Internal structure:
Solid American walnut.
Cushions padding:
Sitting cushion , back :
Expanded polyurethane with different density.
Upholstery:
High quality leathers or fabrics available in different categories.
External structure , base and legs:
Solid American walnut.

SEDIA / CHAIR



SEDIA CON BRACCIOLO / CHAIR WITH ARMS



Struttura in noce Americano e pelle tuscan fango.
American walnut structure , tuscan fango leather.



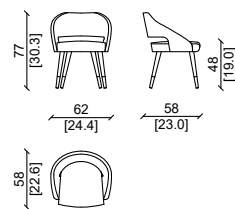
INES

Design: Andrea Pinori - Giorgio Balestri

CARATTERISTICHE TECNICHE:

Struttura interna:
Multistrato curvo in abete.
Imbottitura:
Cuscino, schienale e braccioli:
Poliuretano espanso a densità differenziata.
Rivestimento:
Pelli o tessuti di alta qualità disponibili in diverse categorie.
Struttura esterna, base e gambe:
Gambe in legno massello, disponibili in noce Americano, rovere o frassino.
Terminali in ottone in diverse finiture.

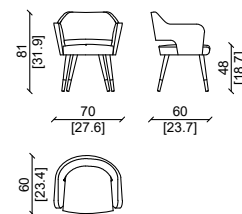
SEDIA SENZA BRACCIOLO / CHAIR WITHOUT ARM



PRODUCT TECHNICAL SHEET:

Internal structure:
Curved fir wood multi-ply.
Cushions padding:
Sitting cushion, back and arms:
Expanded polyurethane with different density.
Upholstery:
High quality leathers or fabrics available in different categories.
External structure, base and legs:
Solid wood legs, available in American walnut, oak or ashwood.
End caps in brass in different finish.

SEDIA CON BRACCIOLO / CHAIR WITH ARM



Struttura in frassino cenere, pelle river pomice.
Ash cenere structure, river pomice leather.

Struttura in frassino cenere, schienale in pelle grasse perla, pelle seduta nabuk blu.
Ash cenere structure, backrest in grasse perla leather, sitting in nabuk blu leather.

GAEL LUXURY

GAEL LUXURY

Design: Vegni Design

SEDIA - CHAIR

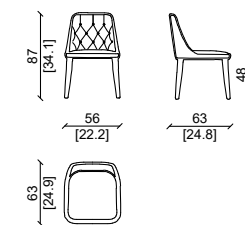
CARATTERISTICHE TECNICHE:

Struttura interna:
Multistrato curvo in abete.
Imbottitura:
Cuscino di seduta e schienale:
Poliuretano espanso a densità differenziata.
Rivestimento:
Pelli o tessuti di alta qualità disponibili in diverse categorie, con capitonnè realizzato a mano.
Struttura esterna, base e gambe:
Noce Americano massello.

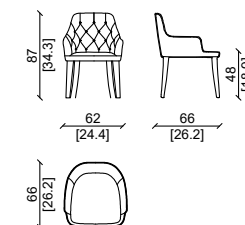
PRODUCT TECHNICAL SHEET:

Internal structure:
Curved fir wood multi-ply.
Cushions padding:
Sitting cushion and back:
Expanded polyurethane with different density.
Upholstery:
High quality leathers or fabrics available in different categories, with hand made capitonnè.
External structure, base and legs:
Solid American walnut.

SEDIA / CHAIR



SEDIA CON BRACCIOLO / CHAIR WITH ARM



Struttura in ash cenere, pelle lance beige.
Ash cenere legs, lance beige leather.

GAEL

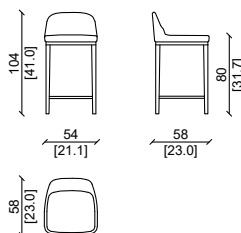
Design: Desisgn Vegni

CARATTERISTICHE TECNICHE:

Struttura interna:
Multistrato curvo in abete.
Imbottitura:
Cuscino e schienale di seduta:
Poliuretano espanso a densità differenziata.
Rivestimento:
Pelli o tessuti di alta qualità disponibili in diverse categorie.
Struttura esterna, base e gambe:
Noce Americano massello.

* Su richiesta questo prodotto può essere realizzato su misura

SGABELLO / STOOLS



Struttura in noce Americano e pelle etrusco deserto.
American walnut structure , etrusco deserto leather.

SGABELLO - STOOL

PRODUCT TECHNICAL SHEET:

Internal structure:
Curved fir wood multi-ply.
Cushions padding:
Sitting cushion and back :
Expanded polyurethane with different density.
Upholstery :
High quality leathers or fabrics available in different categories.
External structure , base and legs:
Solid American walnut .



LOLA

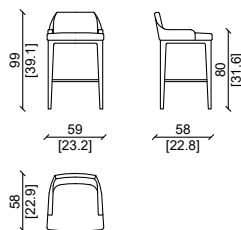
Design: Desisgn Vegni

CARATTERISTICHE TECNICHE:

Struttura interna:
Multistrato curvo in abete.
Imbottitura:
Cuscino e schienale di seduta:
Poliuretano espanso a densità differenziata.
Rivestimento:
Pelli o tessuti di alta qualità disponibili in diverse categorie.
Struttura esterna, base e gambe:
Noce Americano massello.

* Su richiesta questo prodotto può essere realizzato su misura

SGABELLI / STOOLS



Struttura in noce Americano e pelle etrusco corda.
American walnut structure , etrusco corda leather.

SGABELLO - STOOL

PRODUCT TECHNICAL SHEET:

Internal structure:
Curved fir wood multi-ply.
Cushions padding:
Sitting cushion and back :
Expanded polyurethane with different density.
Upholstery :
High quality leathers or fabrics available in different categories.
External structure , base and legs:
Solid American walnut .

* This item can be customized upon request



INES

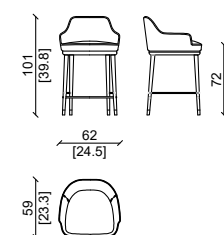
Design: Desisgn Vegni

CARATTERISTICHE TECNICHE:

Imbottitura :
poliuretano espanso in varie densità.
Rivestimento :
Pelli o tessuti di alta qualità disponibili in varie categorie
Struttura esterna e zampe:
Base e zampe in massello di noce, disponibile anche in finitura laccata .
Zampe rivestite con terminali metallici disponibili in varie finiture.

* Su richiesta questo prodotto può essere realizzato su misura

SGABELLO / STOOLS



PRODUCT TECHNICAL SHEET:

Cushions padding:
Expanded polyurethane foam in different density.
Upholstery:
High quality leathers or fabrics available in different categories
External structure and legs:
Solid walnut base and legs , also available with lacquer finish. Metal end caps at each leg , available in different metal finish.

* This item can be customized upon request



Pelle in kashmir surat, gambe laccate nere lucide, inserti in ottone satinato.
Kashmir surat leather, black lacquered legs, satin brass devorative insert.

CREDENZE - SIDEBBOARD

indice fotografico - photo summary



KEZIA - Sideboard



MARTIAL - Sideboard



ROCKY - Sideboard



LUDOVIC - Sideboard



DAMARIS - Sideboard



CHANTAL - Sideboard



DESIRE - Sideboard



HOUSE - Sideboard



LOVE - Sideboard



MATTHIAS - Sideboard



MEMOS - sideboard



WORLD - Sideboard

CREDENZA - SIDEBBOARD

KEZIA LUXURY.....	280	ROCKY.....	284	DESIRE'.....	289	MEMOS.....	294
KEZIA.....	280	LUDOVIC.....	286	HOUSE.....	290	WORLD.....	295
MARTIAL.....	282	DAMARIS.....	287	LOVE.....	291		
MARTIAL OPEN.....	283	CHANTAL.....	288	MATTHIAS.....	293		

CONSOLE

indice fotografico - photo summary



JAXON



DAMARIS



MADISON



WORLD



CLAIRE



INFINITY



MATTHIAS



KALID

CONSOLE

KALID.....	320	DAMARIS.....	323	INFINITY.....	325	MADISON.....	326
JAXON.....	322	CLAIRE.....	324	MATTHIAS.....	326	WORLD.....	327

MOBILI TV - TV CABINET

indice fotografico - photo summary



DUSTIN TV



MARTIAL TV



HOUSE TV



MEMOS TV



LOVE TV



ABACUS TV



CHANTAL TV



MATTHIAS TV



DAMARIS TV



LUDOVIC TV



ROCKY TV



ROCKY LUX TV



WORLD TV

MOBILI TV - TV CABINETS

MARTIAL TV.....	296	ROCKY LUX.....	300	MATTHIAS TV.....	304	HOUSE.....	307
LUDOVIC.....	297	DAMARIS.....	302	ABACUS.....	305	MEMOS.....	308
DUSTIN.....	298	CHANTAL.....	303	LOVE.....	306	WORLD.....	309

BAR

indice fotografico - photo summary



DAMARIS - Bar



HOUSE - Bar



MATTHIAS - Bar



WORLD - Bar



CHANTAL - Bar cabinet

BAR CABINETS

DAMARIS.....	310	HOUSE LUXURY.....	314	WORLD.....	318
CHANTAL.....	312	MATTHIAS.....	317		

KEZIA LUXURY

Design: Castello Lagravinese Studio

MOBILI GIORNO - DAY FURNITURE

CARATTERISTICHE TECNICHE:

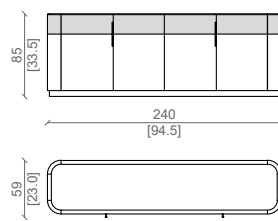
Struttura: realizzata in multistrato impiallacciato delle essenze di Ulivi Salotti.
Ante: impiallacciate in essenza di legno, con maniglia di massello disponibile in varie finiture.
Top: con cornice di massello di noce con piano incassato in marmo oppure in legno.
Due vani interni, ciascuno con un ripiano in vetro naturale.

PRODUCT TECHNICAL SHEET:

Structure: constructed in veneered multilayer wood from the Ulivi Salotti collection.
Doors: veneered in wood, with solid wood handles available in various finishes.
Top Surface: framed in solid walnut with an inset top in marble or wood.
Interior: two compartments, each with a shelf in natural glass.

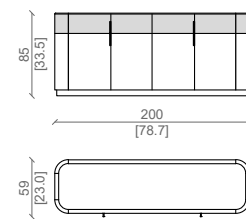
CREDENZA - SIDEBOARD

240



CREDENZA - SIDEBOARD

200



Noce americano con inserti in plume malva, top in travertino silver.
American walnut, plume malva leather inserts and travertino silver marble top.

KEZIA

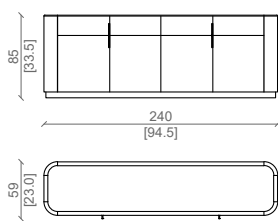
Design: Castello Lagravinese Studio

Struttura: realizzata in multistrato impiallacciato delle essenze di Ulivi Salotti.
Ante: impiallacciate in essenza di legno, con maniglia di massello disponibile in varie finiture.
Top: con cornice di massello di noce con piano incassato in marmo oppure in legno.
Due vani interni, ciascuno con un ripiano in vetro naturale.

Structure: constructed in veneered multilayer wood from the Ulivi Salotti collection.
Doors: veneered in wood, with solid wood handles available in various finishes.
Top Surface: framed in solid walnut with an inset top in marble or wood.
Interior: two compartments, each with a shelf in natural glass.

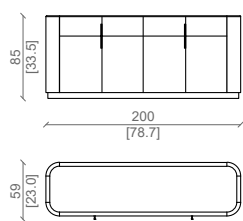
CREDENZA - SIDEBOARD

240




CREDENZA - SIDEBOARD

200



Noce americano top in travertino silver.
American walnut and travertino silver marble top.



MARTIAL

Design: Castello Lagravinese Studio

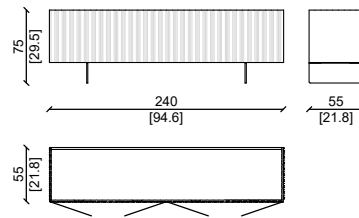
CARATTERISTICHE TECNICHE:

Struttura interna impiallacciata di noce americano, oppure in altre finiture.
Ante rivestite in massello lavorato sulla parte frontale, top in marmo disponibile in varie finiture.
Piedini in metallo verniciato disponibile delle categorie di Ulivi Salotti.
Interno con ripiano di vetro.
Su richiesta: cassetti interni

prodotto personalizzabile

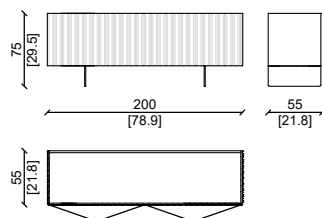
CREDENZA - SIDEBOARD

CHIUSO CON ANTE - CLOSED BY DOORS



CREDENZA - SIDEBOARD

CHIUSO CON ANTE - CLOSED BY DOORS



PRODUCT TECHNICAL SHEET:

Internal structure in American walnut veneer, or in other finishes.
Doors covered in solid wood worked on the front, marble top available in various finishes.
Painted metal feet available from the Ulivi Salotti categories
Glass shelf inside.
On request : drawers

customizable product



Noce americano, gambe nere lucide.
American walnut , black glossy legs.

MARTIAL OPEN

Design: Castello Lagravinese Studio

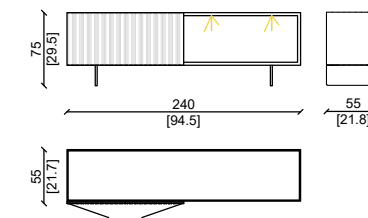
CARATTERISTICHE TECNICHE:

Struttura interna impiallacciata di noce americano, oppure in altre finiture.
Ante rivestite in massello lavorato sulla parte frontale, top in marmo disponibile in varie finiture.
Piedini in metallo verniciato disponibile delle categorie di Ulivi Salotti

prodotti personalizzabile

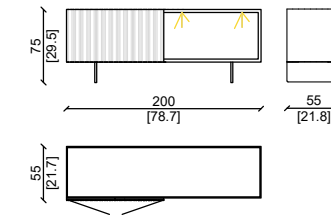
CREDENZA - SIDEBOARD

A GIORNO - OPEN COMPARTEMENT



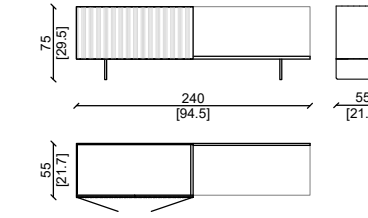
CREDENZA - SIDEBOARD

A GIORNO - OPEN COMPARTEMENT



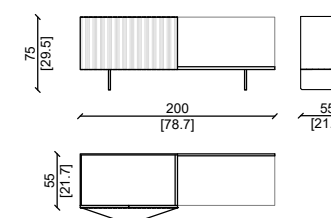
CREDENZA - SIDEBOARD

CON CONTENITORE E MENSOLA - WITH STORAGE AND SHELF



CREDENZA - SIDEBOARD

CON CONTENITORE E MENSOLA - WITH STORAGE AND SHELF



PRODUCT TECHNICAL SHEET:

Internal structure in American walnut veneer, or in other finishes.
Doors covered in solid wood worked on the front, marble top available in various finishes.
Painted metal feet available from the Ulivi Salotti categories

customizable products



Noce americano myfair, gambe nere lucide.
American walnut myfair , black glossy legs.



Noce americano myfair, gambe nere lucide.
American walnut myfair , black glossy legs.

ROCKY

Design: Castello Lagravinese Studio

MOBILI GIORNO - DAY FURNITURE

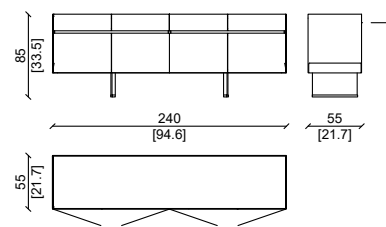
CARATTERISTICHE TECNICHE:

Struttura interna impiallacciata di noce americano, oppure in altre finiture.
Struttura metallica rivestita in cuoio posta sui fianchi e sotto il mobile.
Cassetti e top con marmo con taglio a 45° con venatura continua.
Piedini in metallo rivestiti in cuoio con terminale a terra disponibile in varie finiture.

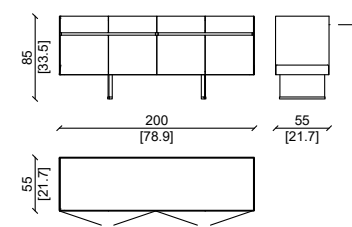
PRODUCT TECHNICAL SHEET:

Internal structure in American walnut veneer, or in other finishes.
Metal structure covered in leather placed on the sides and under the cabinet.
Drawers and tops with 45° cut marble with continuous grain.
Metal feet covered in leather with ground terminal available in various finishes.

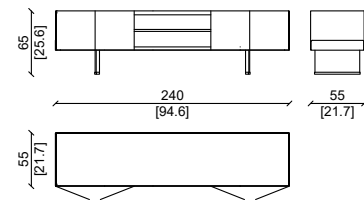
CREDENZA - SIDEBBOARD



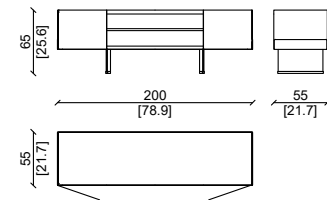
CREDENZA - SIDEBBOARD



MOBILE TV - TV HOLDER A GIORNO - OPEN COMPARTMENT



MOBILE TV - TV HOLDER A GIORNO - OPEN COMPARTMENT



Noce americano tabacco con cassetto e top in twister, gambe nere lucide e cuoio cemento.
American walnut tabacco finish, drawer and top made in tabacco, base black glossy and cuoio cemento leather.



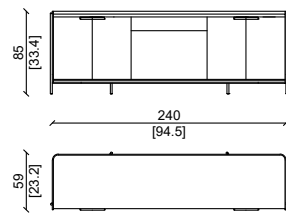
LUDOVIC

Design: Castello Lagravinese Studio

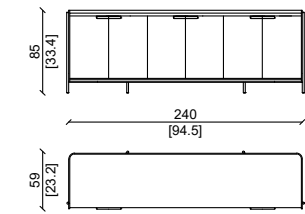
CARATTERISTICHE TECNICHE:

Struttura in legno nelle finiture selezionate di Ulivi Salotti, fascia laterale rivestita in pelle.
 Struttura e terminali : in metallo disponibile in diverse finiture.
 Ante impiallacciate di noce americano con maniglie di massello di noce americano.
 Cassetto interno con pelle .
 Il mobile è dotato all'interno dei vani laterali con 2 cassetti interni ad estrazione totale .

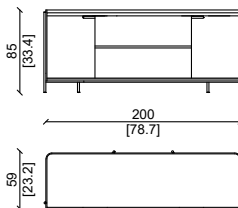
CREDENZA - SIDEBOARD
A GIORNO - OPEN COMPARTMENT



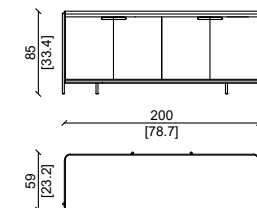
CREDENZA - SIDEBOARD



CREDENZA - SIDEBOARD
A GIORNO - OPEN COMPARTMENT



CREDENZA - SIDEBOARD



Noce americano tabacco con cassetto e struttura esterna in plume malva, gambe nere lucido.
 American walnut tobacco finish, drawer and structure upholstered in plume malva, black glossy legs

MOBILI GIORNO - DAY FURNITURE

PRODUCT TECHNICAL SHEET:

Wooden structure in the selected finishes of Ulivi Salotti, side band covered in leather.
 Structure and terminals: in metal available in different finishes.
 American walnut veneered doors with solid American walnut handles.
 Internal drawer with leather.
 The cabinet is equipped inside the side compartments with 2 internal drawers with total extraction.



DAMARIS

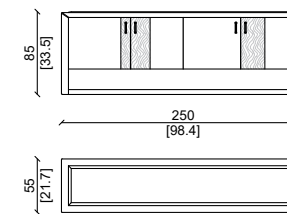
Design: Castello Lagravinese Studio

CARATTERISTICHE TECNICHE:

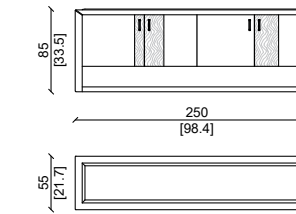
Struttura e top :
 Cornice struttura in massello di Noce americano con top in marmo , legno o pelle.
 Rivestimento :
 Antine rivestite con le pelli esclusive disponibili in varie categorie.
 Maniglie :
 In metallo , disponibile in diverse finiture , nella base combinate tra nero opaco e oro lucido .
 Finitura degli interni :
 Impiallacciatura in noce con ripiani in vetro.

* Su richiesta questo prodotto può essere realizzato su misura

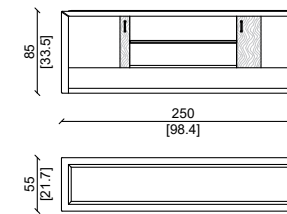
CREDENZA - SIDEBOARD



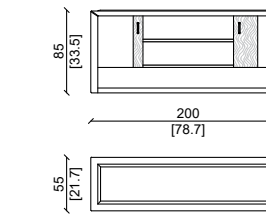
CREDENZA - SIDEBOARD



CREDENZA - SIDEBOARD
A GIORNO - OPEN COMPARTMENT



CREDENZA - SIDEBOARD
A GIORNO - OPEN COMPARTMENT



PRODUCT TECHNICAL SHEET:

Structure and top:
 Frame in solid American Walnut with top in marble, wood or leather.
 Coating:
 Doors covered with exclusive olive skins available in various categories.
 Handles:
 In metal, available in different finishes, in the base combined between matt black and shiny gold.
 Interior finishing:
 Walnut veneer with glass shelves.

* This item can be customized upon request



Struttura in massello di noce americano, bozze in pelle plume malva, top calacatta verde.
 American solid wood structure, leather panel in plume malva, calacatta verde marble top.

CHANTAL

Design: Andrea Pinori - Giorgio Balestri

MOBILI GIORNO - DAY FURNITURE

CARATTERISTICHE TECNICHE:

Struttura e top :
Noce americano , frassino o rovere , massello e impiallacciato.
Rivestimento :
Antine rivestite con le pelli esclusive ulivi disponibili in varie categorie.
Base , maniglie :
In metallo , disponibile in diverse finiture , nella base combinate tra nero opaco e oro lucido . Maniglie in ottone sagomato . Disponibili in finitura lucida o satinata
Spazio frontale a giorno :
Laccato su richiesta in qualsiasi colore ral . Illuminazione led su richiesta.
Finitura degli interni :
Impiallacciatura in noce

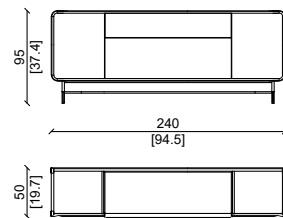
* Su richiesta questo prodotto può essere realizzato su misura

PRODUCT TECHNICAL SHEET:

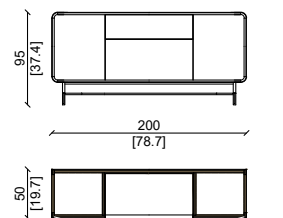
Main structure and top :
Solid and veneered american walnut , ashwood or oak , available in different finish .
Upholstery :
Doors covered in high quality leathers from ulivi salotti exclusive range , available in different categories.
Base , handles :
Metal , available in different finish . The base mixes black frosted and glossy gold . Handles in shaped brass available in glossy or satin finish
Front open space :
Possible to lacquer it in any ral color on demand , led lighting available on demand.
Internal finish :
Wood veneer.

* This item can be customized upon request

CREDENZA / SIDEBOARD



CREDENZA / SIDEBOARD



Struttura in noce americano, pelle in grasse ottanio, base e maniglie in metallo finitura oro e nero.
American walnut structure, grasse ottanio leather, metal base and handles, finish bright gold and black.

DESIRE'

Design: Andrea Pinori - Giorgio Balestri

MOBILI GIORNO - DAY FURNITURE

CARATTERISTICHE TECNICHE:

Struttura :
Noce , frassino o rovere massello o impiallacciato
Top :
Marmo bisellato , disponibile in varie tipologie.
Base :
Metallo , disponibile in diverse finiture.
Inserti decorativi :
Ottone o pelle , disponibili in finiture o colori diversi.
Finitura degli interni :
Impiallacciatura in acero.

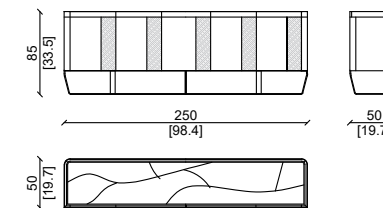
* Su richiesta questo prodotto può essere realizzato su misura

PRODUCT TECHNICAL SHEET:

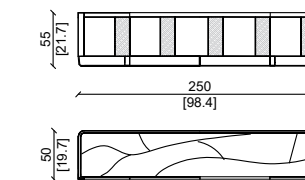
Main structure :
Walnut , ashwood or oak , partly solid and veneered.
Top :
Different types of marble with bevelled edge.
Base :
Metal , available in different finish.
Decorative inserts :
Brass or leather , available in different finish or colors.
Internal finish :
Veneered in maple wood.

* This item can be customized upon request

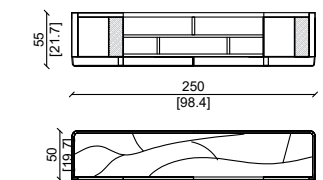
CREDENZA / SIDEBOARD



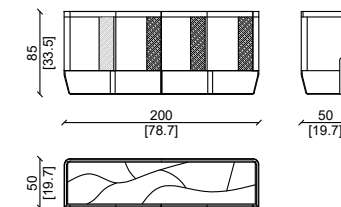
MOBILE TV / TV HOLDER



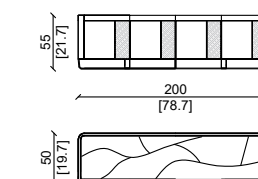
MOBILE TV APERTO / OPEN TV HOLDER



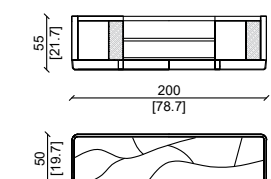
CREDENZA / SIDEBOARD



MOBILE TV / TV HOLDER



MOBILE TV APERTO / OPEN TV HOLDER



Struttura in noce Americano, e top in invisible grey con inserti e basi in ottone.
American walnut structure, invisible grey marble top with brass inserts and base.

HOUSE

Design: Castello Lagravinese Studio

MOBILI GIORNO - DAY FURNITURE

CARATTERISTICHE TECNICHE:

Struttura :
Noce , frassino o rovere massello o impiallacciato.
Top :
Marmo bisellato , disponibile in varie tipologie.
Base :
Ottone , disponibile in diverse finiture.
Inserti decorativi :
Ottone o pelle , disponibili in finiture o colori diversi.
Finitura degli interni :
Impiallacciatura in acero.

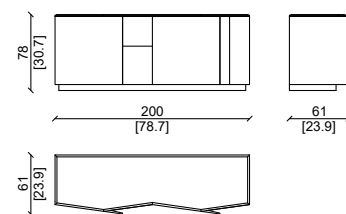
* Su richiesta questo prodotto può essere realizzato su misura

PRODUCT TECHNICAL SHEET:

Main structure :
Walnut , ashwood or oak , partly solid and veneered.
Top :
Different types of marble with bevelled edge.
Base :
Brass , available in different finish.
Decorative inserts :
Brass or leather , available in different finish or colors.
Internal finish :
Veneered in maple wood.

* This item can be customized upon request

CREDENZA/ SIDEBBOARD



Struttura in noce Americano, e top in invisible grey con inserti in ottone.
American walnut structure, invisible grey marble top with brass inserts.

LOVE

Design: Andrea Pinori - Giorgio Balestri

MOBILI GIORNO - DAY FURNITURE

CARATTERISTICHE TECNICHE:

Struttura portante :
Multistrato di abete curvato.
Cornici in legno e piedini : massello di noce Americano ,
oppure impiallacciatura in ebano.
Finitura :
Rivestimento in pelli di alta qualità disponibili in vari colori ,
oppure impiallacciatura in ebano o noce.
Versione Standard :
Struttura in noce Americano.
Versione Luxury :
Frontali, fianchi e schienale con inserti in pelle.

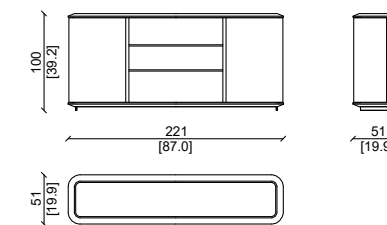
* Su richiesta questo prodotto può essere realizzato su misura

PRODUCT TECHNICAL SHEET:

Main structure :
Round fir plywood.
Wooden frames and legs :
Solid American walnut or ebony veneer.
Finish :
Upholstered with high quality leathers available in different
colors , or veneered in ebony or walnut.
Standard version :
Frames in American walnut.
Luxury version :
Front, sides and back with leather inserts.

* This item can be customized upon request

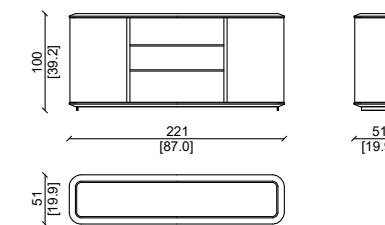
CREDENZA/ SIDEBBOARD



Struttura in diverse finiture di legno.
Structure available in different kind of wood .

* Su richiesta i cassetti possono esser fatti in pelle intrecciata
* on demand the drawers can be made with braid leather

CREDENZA LUXURY/ LUXURY SIDEBBOARD



Struttura in diverse finiture di legno, con pannelli decorativi di
pelle.
Structure available in different kind of wood with leather
decorative panels .



Struttura in noce Americano , con pannelli decorativi rivestiti di pelle kashmir.
American walnut structure, Kashmir leather decorative panels.



MATTHIAS

Design: Andrea Pinori - Giorgio Balestri

MOBILI GIORNO - DAY FURNITURE

CARATTERISTICHE TECNICHE:

Struttura portante :
 Multistrato di abete curvato.
 Base, zampe e cornici in legno :
 Massello di noce Americano.
 Top :
 Multistrato di abete , impiallacciato in noce Americano.
 Versione Standard :
 Struttura in noce Americano.
 Versione Luxury :
 Frontali, fianchi e schienale con inserti in pelle.
 Optional : luci interni disponibili su richiesta

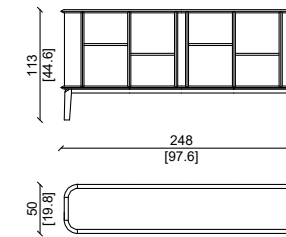
* Su richiesta questo prodotto può essere realizzato su misura

PRODUCT TECHNICAL SHEET:

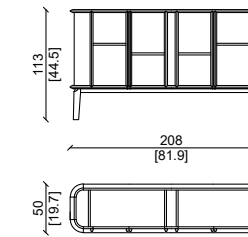
Main structure :
 Round fir plywood.
 Base, legs and wooden frames :
 Solid American walnut.
 Tops :
 fir plywood , veneered American walnut.
 Standard version :
 Frames in American walnut.
 Luxury version :
 Front, sides and back with leather inserts.
 Option : internal led lights on demand.

* This item can be customized upon request

MOBILE / CABINET



MOBILE / CABINET



Struttura in noce Americano .
 American walnut structure.

MEMOS

Design: Vegni Design

MOBILI GIORNO - DAY FURNITURE

CARATTERISTICHE TECNICHE:

Struttura, fianchi e top:
Multistrato di abete , impiallacciato in noce Americano.
Frontali dei cassetti:
Massello di noce Americano.
Versione Standard :
Struttura in noce Americano.
Versione Luxury :
Fianchi e top con inserti in pelle.

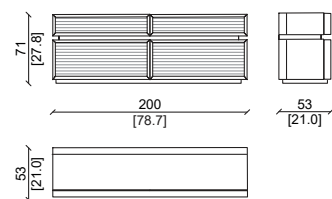
* Su richiesta questo prodotto può essere realizzato su misura

PRODUCT TECHNICAL SHEET:

Main structure, sides and top :
Fir plywood , veneered with American walnut.
Front of the drawers :
Solid American walnut.
Standard version :
Frames in American walnut.
Luxury version :
Sides and top with leather inserts.

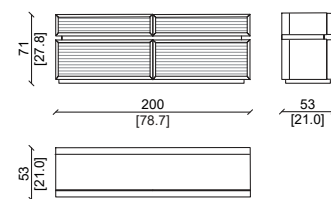
* This item can be customized upon request

CREDENZA/SIDEBOARD



Fianchi esterni e top rivestiti in legno delle categorie di Ulivi Salotti.
External sides and top covered in wood from the Ulivi Salotti categories.

CREDENZA LUXURY - LUXURY SIDEBOARD



Fianchi esterni e top rivestiti in pelle delle categorie di Ulivi Salotti.
External sides and top covered in leather from the Ulivi Salotti categories.



Struttura e cassetti in noce Americano, fianchi e top in etrusco deserto.
American walnut structure and drawers, etrusco deserto leather top and sides.

WORLD

Design: Vegni Design

MOBILI GIORNO - DAY FURNITURE

CARATTERISTICHE TECNICHE:

Struttura :
Multistrato di abete impiallacciato in noce Americano.
Cornici decorative e base :
Massello di noce Americano.
Versione Standard :
Struttura in noce Americano.
Versione Luxury :
Frontali, fianchi e schienale con inserti in pelle.

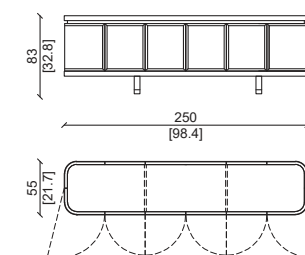
* Su richiesta questo prodotto può essere realizzato su misura

PRODUCT TECHNICAL SHEET:

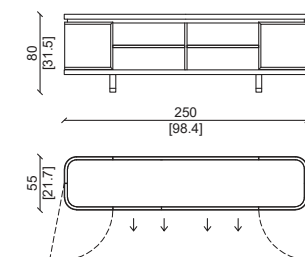
Main structure :
Fir plywood , veneered with American walnut.
Decorative frames and base:
Solid American walnut.
Standard version :
Frames in American walnut.
Luxury version :
Front, sides and back with leather inserts.

* This item can be customized upon request

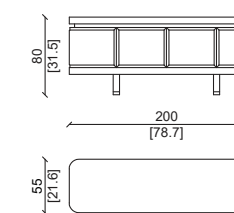
CREDENZA/SIDEBOARD



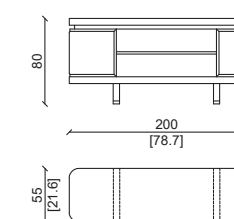
CREDENZA A GIORNO / OPEN SIDEBOARD



CREDENZA/SIDEBOARD



CREDENZA A GIORNO / OPEN SIDEBOARD



Struttura in noce Americano, pelle in etrusco deserto.
American walnut structure, etrusco deserto leather.

MARTIAL TV

Design: Castello Lagravinese Studio

MOBILI GIORNO - DAY FURNITURE

CARATTERISTICHE TECNICHE:

Struttura interna impiallacciata di noce americano, oppure in altre finiture.
Ante rivestite in massello lavorato sulla parte frontale, top in marmo disponibile in varie finiture.
Piedini in metallo verniciato disponibile delle categorie di Ulivi Salotti.

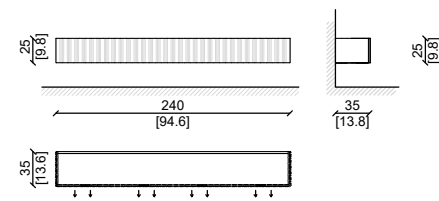
prodotti personalizzabile

PRODUCT TECHNICAL SHEET:

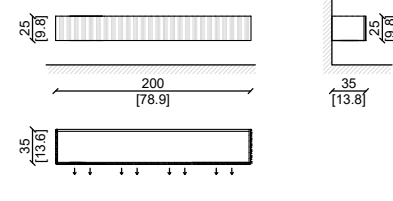
Internal structure in American walnut veneer, or in other finishes.
Doors covered in solid wood worked on the front, marble top available in various finishes.
Painted metal feet available from the Ulivi Salotti categories.

customizable products

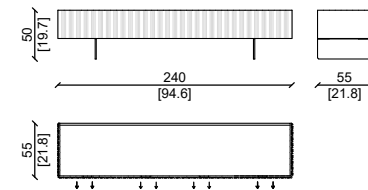
SOSPESO - SUSPENDED



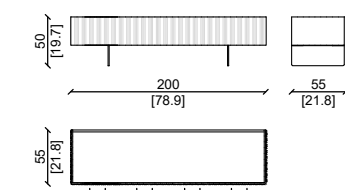
SOSPESO - SUSPENDED



MOBILE TV - TV CABINET



MOBILE TV - TV CABINET



Noce americano, gambe nere lucide.
American walnut, black glossy legs.

LUDOVIC

Design: Castello Lagravinese Studio

MOBILI GIORNO - DAY FURNITURE

CARATTERISTICHE TECNICHE:

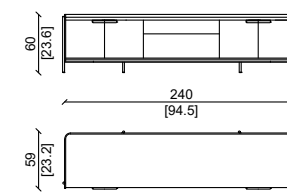
Struttura in legno nelle finiture selezionate di Ulivi Salotti, fascia laterale rivestita in pelle.
Struttura e terminali: in metallo disponibile in diverse finiture.
Ante impiallacciate di noce americano con maniglie di massello di noce americano.
Cassetto interno con pelle.
Il mobile è dotato all'interno dei vani laterali con 2 cassetti interni ad estrazione totale.

PRODUCT TECHNICAL SHEET:

Wooden structure in the selected finishes of Ulivi Salotti, side band covered in leather.
Structure and terminals: in metal available in different finishes.
American walnut veneered doors with solid American walnut handles.
Internal drawer with leather.
The cabinet is equipped inside the side compartments with 2 internal drawers with total extraction.

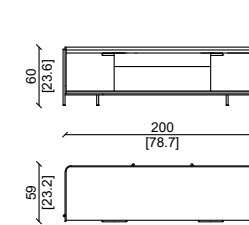
MOBILE TV - TV HOLDER

AGIORNO - OPEN COMPARTMENT

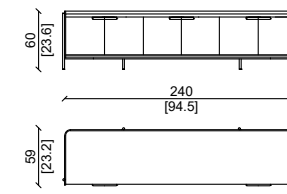


MOBILE TV - TV HOLDER

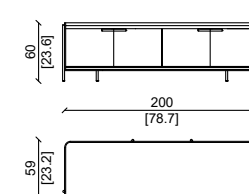
AGIORNO - OPEN COMPARTMENT



MOBILE TV - TV HOLDER



MOBILE TV - TV HOLDER



Noce americano tabacco con cassetto e struttura esterna in plume ottanio, gambe nere lucido.
American walnut tabacco finish, drawer and structure upholstered in plume ottanio, black glossy legs

DUSTIN

Design: I.D. Ulivi Salotti

MOBILI GIORNO - DAY FURNITURE

CARATTERISTICHE TECNICHE:

Struttura realizzata in legno impiallacciato delle finiture di Ulivi Salotti con cornice in massello di noce americano. Cassetti con estrazione totale con sistema ammortizzato. Davantini rivestiti in pelle delle categorie di Ulivi Salotti.

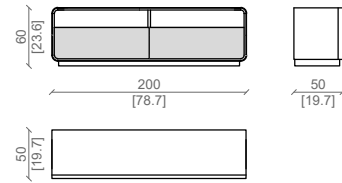
Prodotto Personalizzabile

PRODUCT TECHNICAL SHEET:

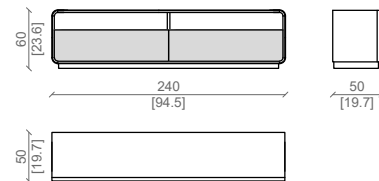
Structure: Made of veneered wood in Ulivi Salotti finishes with a solid American walnut frame.
Drawers: Full-extension drawers with soft-closing system.
Drawer fronts: Upholstered in leather from Ulivi Salotti categories.

Customizable product


MOBILE TV - TV CABINET



MOBILE TV - TV CABINET



Struttura noce americano, cassetti rivestiti in plume carrara.
American Walnut structure, plume carrara drawers.



ROCKY LUX

Design: Castello Lagravinese Studio

MOBILI GIORNO - DAY FURNITURE

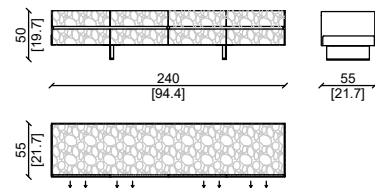
CARATTERISTICHE TECNICHE:

Struttura portante in legno impiallacciato con frontali dei cassetti e top in marmo a 45° della solita lastra di marmo per dare continuità alla venatura del marmo.
Fascie laterali e piedini in metallo rivestiti in pelle.
Terminale delle gambe in metallo verniciato nero.

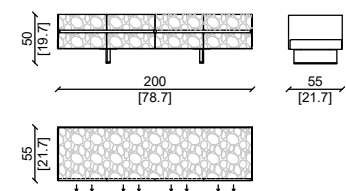
PRODUCT TECHNICAL SHEET:

Supporting structure in veneered wood with drawer fronts and 45° marble top of the usual marble slab to give continuity to the grain of the marble.
Side bands and metal feet covered in leather.
Leg ends in black painted metal.


MOBILE TV - TV CABINET



MOBILE TV - TV CABINET



Cassetto e top in twister, gambe nere lucide e cuoio malva.
Drawer and top made in twister marble, black glossy legs with cuoio malva.



DAMARIS

Design: Castello Lagravinese Studio

MOBILI GIORNO - DAY FURNITURE

CARATTERISTICHE TECNICHE:

Struttura e top :
Cornice struttura in massello di Noce americano con top in marmo , legno o pelle.
Rivestimento :
Antine rivestite con le pelli esclusive disponibili in varie categorie.
Maniglie :
In metallo , disponibile in diverse finiture , nella base combinate tra nero opaco e oro lucido .
Finitura degli interni :
Impiallacciatura in noce con ripiani in vetro.

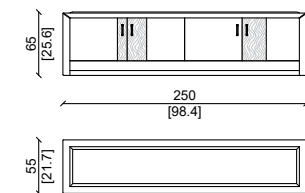
* Su richiesta questo prodotto può essere realizzato su misura

PRODUCT TECHNICAL SHEET:

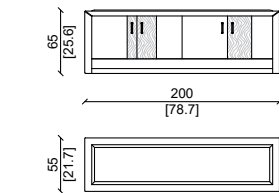
Structure and top :
Frame in solid American Walnut with top in marble, wood or leather.
Coating :
Doors covered with exclusive olive skins available in various categories.
Handles :
In metal, available in different finishes, in the base combined between matt black and shiny gold.
Interior finishing :
Walnut veneer with glass shelves.

* This item can be customized upon request

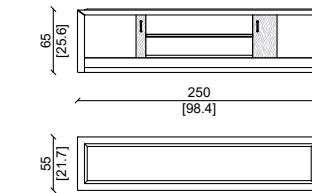
MOBILE TV - TV HOLDER



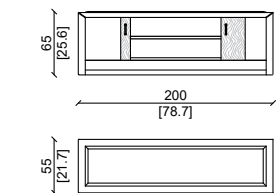
MOBILE TV - TV HOLDER



MOBILE TV - TV HOLDER
A GIORNO - OPEN COMPARTMENT



MOBILE TV - TV HOLDER
A GIORNO - OPEN COMPARTMENT



Struttura in massello di noce americano, bozze in pelle grasse ottanio, top calacatta verde.
American solid wood structure, leather panel in grasse ottanio, calacatta verde marble top.

CHANTAL

Design: Andrea Pinori - Giorgio Balestri

MOBILI GIORNO - DAY FURNITURE

CARATTERISTICHE TECNICHE:

Struttura e top :
Noce americano , frassino o rovere , massello e impiallacciato.
Rivestimento :
Antine rivestite con le pelli esclusive ulivi disponibili in varie categorie.
Base , maniglie :
In metallo , disponibile in diverse finiture , nella base combinate tra nero opaco e oro lucido . Maniglie in ottone sagomato . Disponibili in finitura lucida o satinata
Spazio frontale a giorno :
Laccato su richiesta in qualsiasi colore ral . Illuminazione led su richiesta.
Finitura degli interni :
Impiallacciatura in noce

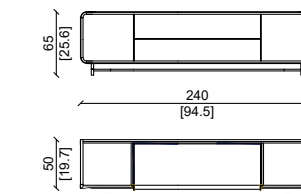
* Su richiesta questo prodotto può essere realizzato su misura

PRODUCT TECHNICAL SHEET:

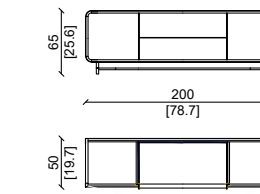
Main structure and top :
Solid and veneered american walnut , ashwood or oak , available in different finish .
Upholstery :
Doors covered in high quality leathers from ulivi salotti exclusive range , available in different categories.
Base , handles :
Metal , available in different finish . The base mixes black frosted and glossy gold . Handles in shaped brass available in glossy or satin finish
Front open space :
Possible to lacquer it in any ral color on demand , led lighting available on demand.
Internal finish :
Wood veneer.

* This item can be customized upon request

MOBILE TV/TV CABINET



MOBILE TV/TV CABINET



Mobile tv in noce scuro con struttura inferiore e maniglie in titanio satinato.
Tv cabinet in dark american walnut, handle and base in satin titanium.

MATTHIAS TV

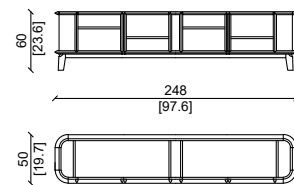
Design: Andrea Pinori - Giorgio Balestri

CARATTERISTICHE TECNICHE:

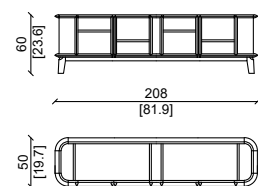
Struttura portante :
Multistrato di abete curvato.
Base, zampe e cornici in legno :
Massello di noce Americano.
Top :
Multistrato di abete , impiallacciato in noce Americano.
Versione Standard :
Struttura in noce Americano.
Versione Luxury :
Frontali, fianchi e schienale con inserti in pelle.
Optional : luci interni disponibili su richiesta

* Su richiesta questo prodotto può essere realizzato su misura

MOBILE TV / TV CABINET



MOBILE TV / TV CABINET



Struttura in noce Americano e pelle kashmir madras.
American walnut structure and kashmir madras leather.

MOBILI GIORNO - DAY FURNITURE

PRODUCT TECHNICAL SHEET:

Main structure :
Round fir plywood.
Base, legs and wooden frames :
Solid American walnut.
Tops :
fir plywood , veneered American walnut.
Standard version :
Frames in American walnut.
Luxury version :
Front, sides and back with leather inserts.
Option : internal led lights on demand.

* This item can be customized upon request



ABACUS

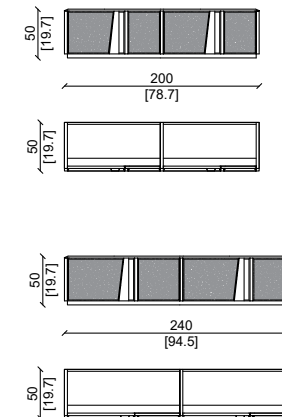
Design: Castello Lagravinese Studio

CARATTERISTICHE TECNICHE:

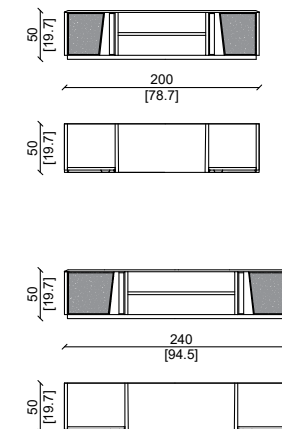
Struttura :
Noce , frassino o rovere massello o impiallacciato
Ante con bozze in pelle.
Top :
Legno oppure Marmo disponibile in varie tipologie
Finitura degli interni :
Impiallacciatura in acero

* Su richiesta questo prodotto può essere realizzato su misura

TV-HOLDER



TV-HOLDER OPEN SPACE



MOBILI GIORNO - DAY FURNITURE

PRODUCT TECHNICAL SHEET:

Structure:
With central open front , or with central doors in leather.
Top :
Wood , or different types of marble .
Internal finish :
Veneered in maple wood.

* This item can be customized upon request

TV-HOLDER



Struttura in noce americano, pelle grassè ottanio.
American walnut structure, grassè ottanio leather.

TV-HOLDER OPEN SPACE



Struttura in noce americano, pelle grassè mattone.
American walnut structure, grassè mattone leather.

LOVE

Design: Andrea Pinori - Giorgio Balestri

MOBILI GIORNO - DAY FURNITURE

CARATTERISTICHE TECNICHE:

Disponibile sia nelle versioni con parte centrale a giorno che con ante centrali

Struttura:

Noce , frassino o rovere massello o impiallacciato.

Top :

In legno , oppure in marmo , disponibile in varie tipologie.

Inseriti decorativi :

Pelli di alta qualità della gamma esclusiva ulivi salotti , disponibili in varie categorie.

Finitura degli interni :

Impiallacciatura in acero

* Su richiesta questo prodotto può essere realizzato su misura

PRODUCT TECHNICAL SHEET:

Available two versions :

with central open front , or with central doors

Main structure :

Walnut , ashwood or oak , partly solid and veneered.

Top :

Wood , or different types of marble .

Decorative inserts :

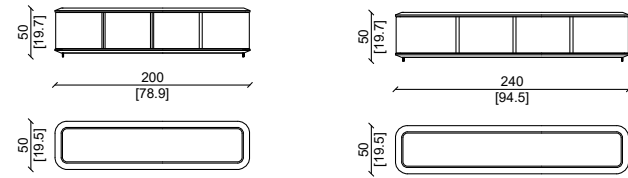
Leather , available in different finish or colors.

Internal finish :

Veneered in maple wood.

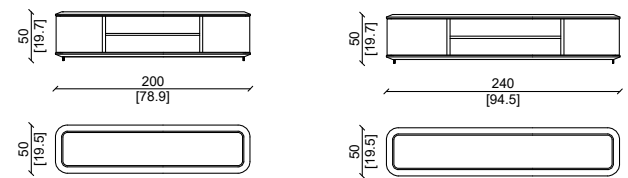
* This item can be customized upon request

mobile tv / tv cabinet



Tv cabinet with doors

mobile tv / tv cabinet



central open space.



HOUSE

Design: Castello Lagravinese Studio

MOBILI GIORNO - DAY FURNITURE

CARATTERISTICHE TECNICHE:

Struttura :

Noce , frassino o rovere massello o impiallacciato.

Top :

Marmo bisellato , disponibile in varie tipologie.

Base :

Ottone , disponibile in diverse finiture.

Inseriti decorativi :

Ottone o pelle , disponibili in finiture o colori diversi.

Finitura degli interni :

Impiallacciatura in acero.

* Su richiesta questo prodotto può essere realizzato su misura

PRODUCT TECHNICAL SHEET:

Main structure :

Walnut , ashwood or oak , partly solid and veneered.

Top :

Different types of marble with bevelled edge.

Base :

Brass , available in different finish.

Decorative inserts :

Brass or leather , available in different finish or colors.

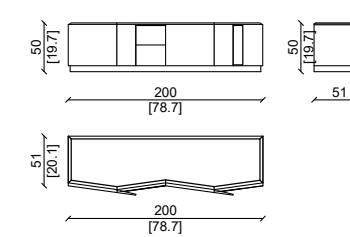
Internal finish :

Veneered in maple wood.

* This item can be customized upon request

TV-HOLDER

Peso /Wgt: 100Kg m³ 1,50



Struttura in noce americano, pelle grasse malva.
American walnut structure, grasse malva leather



Struttura in noce Americano, e top in invisible grey con inserti in ottone.
American walnut structure, invisible grey marble top with brass inserts.

MEMOS

Design: Vegni Design

MOBILI GIORNO - DAY FURNITURE

CARATTERISTICHE TECNICHE:

Struttura, fianchi e top:
Multistrato di abete, impiallacciato in noce Americano.
Frontali dei cassetti:
Massello di noce Americano.
Versione Standard :
Struttura in noce Americano.
Versione Luxury :
Fianchi e top con inserti in pelle.

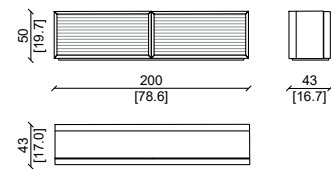
* Su richiesta questo prodotto può essere realizzato su misura

PRODUCT TECHNICAL SHEET:

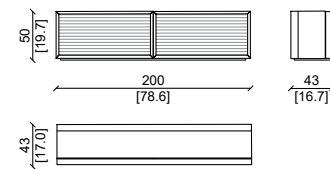
Main structure, sides and top :
Fir plywood, veneered with American walnut.
Front of the drawers :
Solid American walnut.
Standard version :
Frames in American walnut.
Luxury version :
Sides and top with leather inserts.

* This item can be customized upon request

PORTA TV / TV HOLDER



PORTA TV LUXURY / LUXURY TV HOLDER



Struttura e cassetti in noce Americano, fianchi e top di noce Americano.
American walnut structure and drawers, American walnut top and sides.

WORLD

Design: Vegni Design

MOBILI GIORNO - DAY FURNITURE

CARATTERISTICHE TECNICHE:

Struttura :
Multistrato di abete impiallacciato in noce Americano.
Cornici decorative e base :
Massello di noce Americano.
Versione Standard :
Struttura in noce Americano.
Versione Luxury :
Frontali, fianchi e schienale con inserti in pelle.

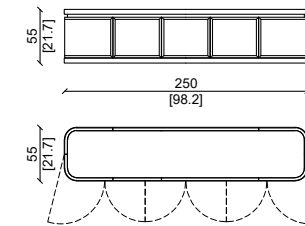
* Su richiesta questo prodotto può essere realizzato su misura

PRODUCT TECHNICAL SHEET:

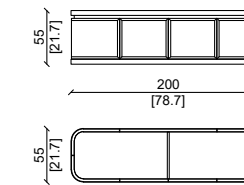
Main structure :
Fir plywood, veneered with American walnut.
Decorative frames and base:
Solid American walnut.
Standard version :
Frames in American walnut.
Luxury version :
Front, sides and back with leather inserts.

* This item can be customized upon request

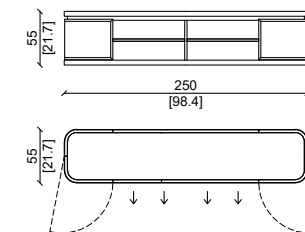
TV HOLDER




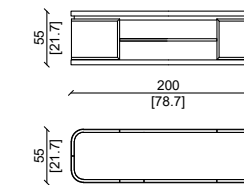
TV HOLDER



TV HOLDER OPEN



TV HOLDER



Struttura in noce Americano, pelle in grasse smeraldo, top white beauty.
American walnut structure, grasse smeraldo leather, white beauty marble top.

DAMARIS

Design: Castello Lagravinese Studio

MOBILI GIORNO - DAY FURNITURE

CARATTERISTICHE TECNICHE:

Struttura e top:
Cornice struttura in massello di Noce americano con top in legno o pelle.
Rivestimento:
Antine rivestite con le pelli esclusive disponibili in varie categorie.
Maniglie:
In metallo, disponibile in diverse finiture, nella base combinate tra nero opaco e oro lucido.
Finitura degli interni:
Impiallacciatura in noce con ripiani in vetro.
Illuminazione su richiesta.

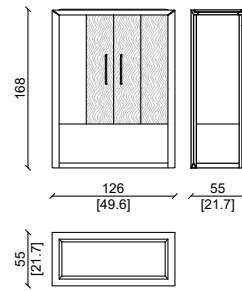
* Su richiesta questo prodotto può essere realizzato su misura

PRODUCT TECHNICAL SHEET:

Structure and top:
Frame in solid American Walnut with top in wood or leather.
Coating:
Doors covered with exclusive olive skins available in various categories.
Handles:
In metal, available in different finishes, in the base combined between matt black and shiny gold.
Interior finishing:
Walnut veneer with glass shelves.
Illumination system on demand.

* This item can be customized upon request

CREDENZA - SIDEBOARD



Struttura in massello di noce americano, bozze in pelle plume malv.,
American solid wood structure, leather panel in plume malva.



CHANTAL

Design: Andrea Pinori - Giorgio Balestri

MOBILI GIORNO - DAY FURNITURE

CARATTERISTICHE TECNICHE:

Struttura:

Noce , frassino o rovere , massello o impiallacciato.

Rivestimento :

Antine rivestite nelle pelli esclusive ulivi salotti disponibili in varie categorie.

Base , maniglie :

In metallo , disponibile in diverse finiture , nella base combinate tra nero opaco e oro lucido .

Maniglie in ottone sagomato . Disponibile in finitura lucida o satinata

Spazio interno :

Su richiesta è possibile laccare in parte questo spazio in qualsiasi colore ral . Illuminazione led su richiesta.

Finitura degli interni :

Impiallacciatura in noce .

Special edition con pannelli laccati e specchi bronzati all'interno.

* Su richiesta questo prodotto può essere realizzato su misura

PRODUCT TECHNICAL SHEET:

Main structure and top :

American walnut , ashwood or oak , solid and veneered.

Upholstery :

Doors covered in high quality leathers from ulivi salotti exclusive range , available in different categories.

Base , handles :

Metal , available in different finish . The base mixes black frosted and glossy gold .

Handles in shaped brass available in glossy or satin finish

Internal space :

Possible to lacquer it in any ral color on demand , led lighting available on demand.

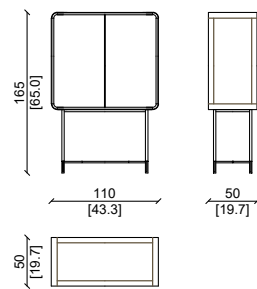
Internal finish :

Veneered in wood.

Special edition with lacquered panel and bronze mirror inside.

* This item can be customized upon request

MOBILE BAR / BAR CABINET



Struttura in noce americano, pelle in grasse mattone, base e maniglie in metallo finitura oro e nero.
American walnut structure, grasse mattone leather, metal base and handles, finish bright gold and black .



HOUSE LUXURY

Design: Castello Lagravinese Studio

CARATTERISTICHE TECNICHE:

Struttura :
Noce , frassino o rovere massello o impiallacciato
Top :
Marmo bisellato , disponibile in varie tipologie
Base :
Ottone , disponibile in diverse finiture
Inserti decorativi :
Ottone o pelle , disponibili in finiture o colori diversi
Finitura degli interni :
Impiallacciatura in acero

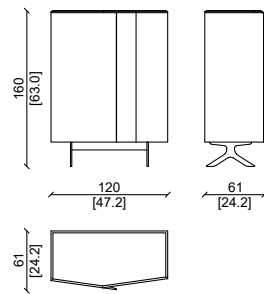
* Su richiesta questo prodotto può essere realizzato su misura

PRODUCT TECHNICAL SHEET:

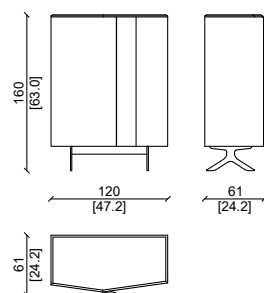
Main structure :
Walnut , ashwood or oak , partly solid and veneered.
Top :
Different types of marble with bevelled edge.
Legs :
Brass , available in different finish.
Decorative inserts :
Brass or leather , available in different finish or colors.
Internal finish :
Veneered in maple wood.

* This item can be customized upon request

MOBILE BAR / BAR CABINET



MOBILE BAR LUX / BAR CABINET LUX



Inserti cassetti in pelle, impianto luci e schienale a specchio.
Drawers inserts in leather, lighting system and mirror inner back panel.

Struttura in frassino cenere, inserti e gambe in ottone satinato top in marmo cappuccino onix.
Ash cenere structure, satinated brass legs and inserts, cappuccino onyx marble top.

MOBILI GIORNO - DAY FURNITURE

LOVE

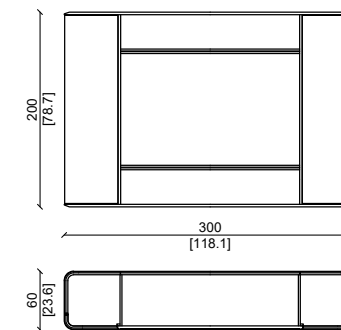
Design: Andrea Pinori - Giorgio Balestri

CARATTERISTICHE TECNICHE:

Struttura portante :
Multistrato di abete curvato.
Cornici in legno e piedini : massello di noce Americano ,
oppure impiallacciatura in ebano.
Finitura :
Rivestimento in pelli di alta qualità disponibili in vari colori ,
oppure impiallacciatura in ebano o noce.
Parte centrale delle ante in vetro con finitura bronzata.
Optional : illuminazione led interna.
Versione Standard :
Struttura in noce Americano.
Versione Luxury :
Frontali, fianchi e schienale con inserti in pelle.

* Su richiesta questo prodotto può essere realizzato su misura

MOBILE UFFICIO / OFFICE CABINET



*dimension on demand

MOBILI GIORNO - DAY FURNITURE

PRODUCT TECHNICAL SHEET:

Main structure :
Round fir plywood.
Wooden frames and legs :
Solid American walnut or ebony veneer.
Finish :
Upholstered with high quality leathers available in different colors , or veneered in ebony or walnut.
Drawers front : it is possible to make it with braided leather work (only available with leather types "nabuk" , "kashmir" , "river").
Standard version :
Frames in American walnut.
Luxury version :
Front, sides and back with leather inserts.

* This item can be customized upon request



Struttura in noce americano con pelle in river pomice.
American walnut structure, river pomice leather.



MATTHIAS

Design: Andrea Pinori - Giorgio Balestri

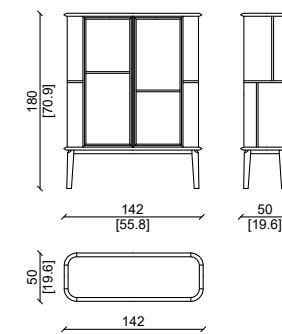
MOBILI GIORNO - DAY FURNITURE

CARATTERISTICHE TECNICHE:

Struttura portante :
 Multistrato di abete curvato.
 Base , zampe e cornici in legno :
 Massello di noce Americano.
 Tops :
 Multistrato di abete , impiallacciato in noce Americano.
 Versione Standard :
 Struttura in noce Americano.
 Versione Luxury :
 Frontali, fianchi e schienale con inserti in pelle.
 Optional: Illuminazione interna disponibile su richiesta.

* Su richiesta questo prodotto può essere realizzato su misura

MOBILE BAR / BAR CABINET



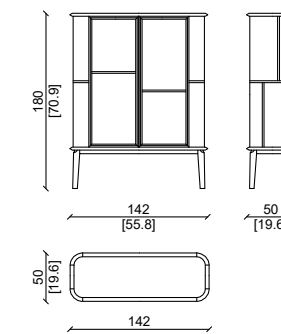
Struttura realizzabile in diverse finiture di legno.
 Structure available in different kind of wood.

PRODUCT TECHNICAL SHEET:

Main structure :
 Round fir plywood.
 Base , legs and wooden frames :
 Solid American walnut.
 Tops:
 Fir plywood , veneered American walnut.
 Standard version :
 Frames in American walnut.
 Luxury version :
 Front, sides and back with leather inserts.
 Option : internal led lights on demand.

* This item can be customized upon request

MOBILE BAR LUXURY / LUXURY BAR CABINET



Struttura realizzabile in diverse finiture di legno pannelli decorativi in diverse finiture di pelle.
 Structure available in different kind of wood , decorative panels covered in different kind of leather.



Struttura in noce Americano, pannelli decorativi in kashmir surat, interno in tuscan piombo.
 American walnut structure, kashmir surat leather decorative panels, inside in tuscan piombo leather.

CARATTERISTICHE TECNICHE:

Struttura :
Multistrato di abete impiallacciato in noce Americano.
Cornici decorative e base :
Massello di noce Americano .
Finitura :
Cassetti e fianchi rivestiti in pelle di alta qualità , disponibile
in diversi colori.
Interni :
Si possono creare scomparti su richiesta (vedi foto).

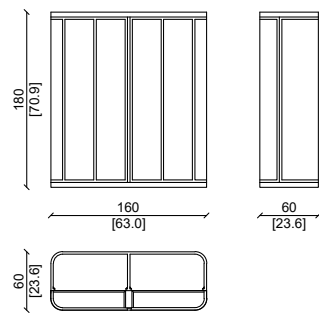
* Su richiesta questo prodotto può essere realizzato su
misura

PRODUCT TECHNICAL SHEET:

Main structure :
Fir plywood , veneered with American walnut.
Decorative frames and base :
Solid American walnut.
Finish :
Front and side panels upholstered in high quality
leather available in different colors.
Internal parts :
Can be divided upon request (see photo).

* This item can be customized upon request

MOBILE BAR / BAR CABINET



Struttura in noce Americano , pelle in etrusco corda.
American walnut structure , etrusco corda leather.

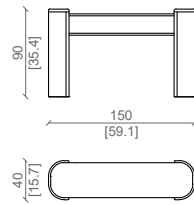
KALID

Design: Castello Lagravinese Studio

CARATTERISTICHE TECNICHE:

Struttura: realizzata in multistrato curvato con cornice di massello di noce americano con inserti in legno della gamma di Ulivi Salotti.
Piano superiore disponibile in marmo e legno.
Piano inferiore in legno.

CONSOLE



Noce americano top in Twister.
American walnut and Twister marble top.

MOBILI GIORNO - DAY FURNITURE

PRODUCT TECHNICAL SHEET:

Structure: constructed in curved multilayer wood with a solid American walnut frame and wood inserts from the Ulivi Salotti collection.
Top: available in marble or wood.
Lower Surface: Made of wood.



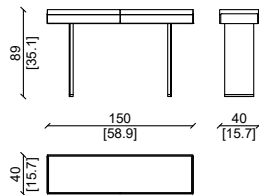
JAXON

Design: Castello Lagravinese Studio

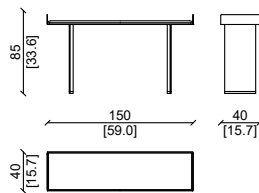
CARATTERISTICHE TECNICHE:

Struttura interna impiallacciata di noce americano, oppure in altre finiture.
Struttura metallica rivestita in cuoio posta sui fianchi e sotto il mobile.
Piedini in metallo rivestiti in cuoio con terminale a terra disponibile in varie finiture.
Top in marmo disponibile in varie finiture.

CONSOLE CON CASSETTI - WITH DRAWERS



CONSOLE



Noce americano tabacco, top in twister e cuoio deserto.
American walnut tabacco, twister top, cuoio deserto leather.

MOBILI GIORNO - DAY FURNITURE

PRODUCT TECHNICAL SHEET:

Internal structure in American walnut veneer, or in other finishes.
Metal structure covered in leather placed on the sides and under the cabinet.
Metal feet covered in leather with ground terminal available in various finishes.
Marble top available in various finishes.



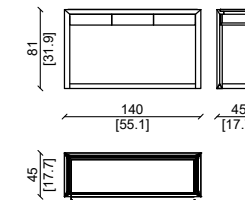
DAMARIS

Design: Castello Lagravinese

CARATTERISTICHE TECNICHE:

Struttura:
Cornice di massello di noce americano.
Accessori: Nella versione con cassetti, ci sono 3 cassetti ad estrazione con divisori in noce americano e fondi di pelle.
Top:
Disponibile un'ampia scelta di marmi esclusivi, pelli e legni.
* Su richiesta questo prodotto può essere realizzato su misura

CONSOLE



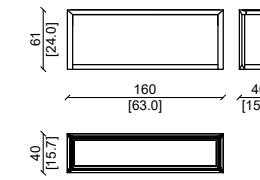
Struttura in massello di noce americano, top invisible grey.
American solid wood structure, top invisible grey.

MOBILI GIORNO - DAY FURNITURE

PRODUCT TECHNICAL SHEET:

Structure:
Solid American walnut frame
Accessories: american walnut partition and leather inserts.
Top:
A wide choice of exclusive marbles, leathers and woods is available.
* On request this product can be made to measure

CONSOLE RETRODIVANO - CONSOLE BACK SOFA



Struttura in massello di noce americano, top vetro bronzato.
American solid wood structure, top bronze glass.

CLAIRE

Design: Castello Lagravinese Studio

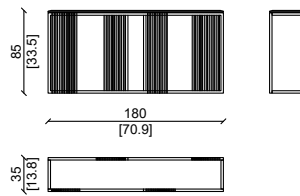
CARATTERISTICHE TECNICHE:

Struttura:
Struttura metallica , arricchita da strisce in cuoio applicate a mano.
Top:
Disponibile un'ampia scelta di marmi esclusivi.
Finitura:
Parti metalliche : finitura matt a cera naturale.

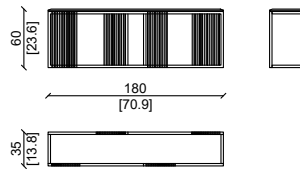
PRODUCT TECHNICAL SHEET:

Structure :
Metal base , enriched by hand wrapped stripes of leather.
Top:
Available in a wide choice of exclusive marbles.
Finish :
Metal parts : natural wax matt finish.
* This item can be customized upon request

CONSOLLE / CONSOLE



CONSOLLE BACK SOFA



Piano in quarzite michelangelo, struttura in ottone satinato e strisce in lotus testa di moro.
Quarzite michelangelo marble top, satin brass structure and testa di moro leather strips.

INFINITY

Design: Castello Lagravinese Studio

CARATTERISTICHE TECNICHE:

Struttura portante e cornici decorative :
Massello di noce Americano.
Top :
Impiallacciato in noce Americano.

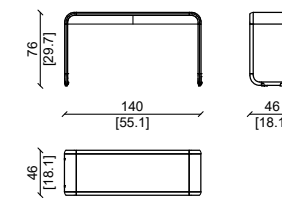
* Su richiesta questo prodotto può essere realizzato su misura

PRODUCT TECHNICAL SHEET:

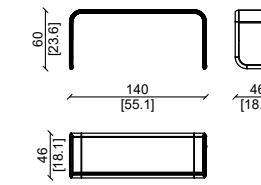
Main structure and decorative frames :
Solid American walnut.
Top :
Veneered with American walnut.

* This item can be customized upon request

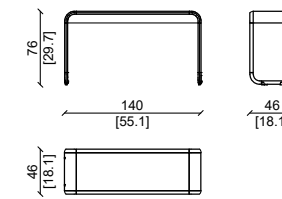
CONSOLLE CASSETTI/ CONSOLE DRAWERS



CONSOLLE BACK SOFA



CONSOLLE



Struttura di noce americano (versione in cassetti in pelle plume malva).

Solid america walnut structure (drawers version in plume malva leather).

MATTHIAS

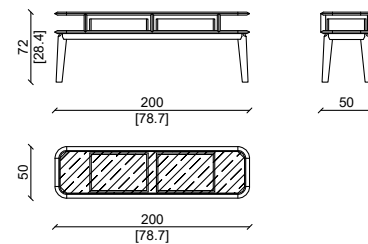
Design: Andrea Pinori - Giorgio Balestri

CARATTERISTICHE TECNICHE:

Struttura:
Massello di noce Americano.
Top:
Piano superiore in vetro bronzato.
Versione Standard:
Piano inferiore in noce Americano.
Versione Luxury:
Piano inferiore in pelle.
Optional: Su richiesta sono disponibili n2 vassoi rivestiti in pelle.

* Su richiesta questo prodotto può essere realizzato su misura

CONSOLLE



Struttura in noce Americano , top in vetro in noce Americano.
American walnut structure, glass or wood top.

MADISON

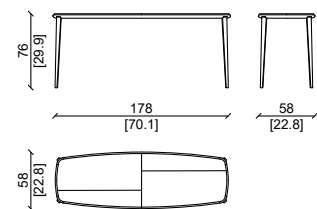
Design: Andrea Pinori - Giorgio Balestri

CARATTERISTICHE TECNICHE:

Struttura:
Massello di noce Americano , oppure rivestimento in pelle di alta qualità disponibile in vari colori.
Su richiesta : zampe disponibili in massello di noce Americano.
Top:
Multistrato di abete , impiallacciato in ebano o noce Americano o rivestito in pelle.

* Su richiesta questo prodotto può essere realizzato su misura

CONSOLLE



MOBILI GIORNO - DAY FURNITURE

PRODUCT TECHNICAL SHEET:

Main structure :
Solid American walnut .
Top:
Upper top in bronze glass.
Standar Version:
Lower top in American walnut.
Luxury Version:
Lower top covered in leather.
Optional: Upon request available n2 trays covered in leather.

* This item can be customized upon request



Struttura in noce Americano, top superiore in noce Americano e vetro bronzato.
American walnut structure, higher top in American walnut and bronzed glass.

WORLD

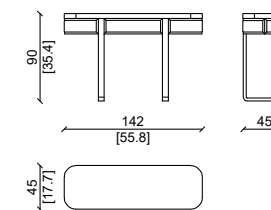
Design: Vegni Design

CARATTERISTICHE TECNICHE:

Struttura portante :
Multistrato di abete impiallacciato in noce Americano.
Cornici decorative e base :
Massello di noce Americano.
Finitura :
Inserti rivestiti in pelle di alta qualità , disponibile in diversi colori.

* Su richiesta questo prodotto può essere realizzato su misura

CONSOLLE/ CONSOLE



MOBILI GIORNO - DAY FURNITURE

PRODUCT TECHNICAL SHEET:

Main structure :
Fir plywood , veneered with American walnut.
Decorative frames and base :
Solid American walnut.
Finish :
Panels upholstered in high quality leather available in different colors.

* This item can be customized upon request




Struttura in noce Americano, pelle in etrusco polvere.
American walnut structure, etrusco polvere leather.

LIBRERIE - BOOKSHELVES

indice fotografico - photo summary



JOKER



MODULAR DAY



PIRAMIDA



LARRY



CLAIRE




ADAM



DOOM



EMPIRE



HARMONY



MEMORY

BOISERIE - BOISERIE

indice fotografico - photo summary



MODULAR PANEL L



MODULAR PANEL XL

LIBRARY AND BOISERIE

JOKER.....	330	PIRAMIDA.....	344	ADAM.....	352	MEMORY LUXURY.....	360
MODULAR DAY.....	336	LARRY.....	346	EMPIRE.....	355	MEMORY.....	361
MODULAR PANEL XL.....	340	LARRY.....	348	HARMONY.....	356		
MODULAR PANEL L.....	342	CLAIRE.....	351	DOOM.....	358		

JOKER

Design: I.D.Ulivi Salotti

CARATTERISTICHE TECNICHE:

Sistema componibile con altezza del personalizzabile: palo con anima di alluminio e con cornice di massello di noce americano, o altre essenze. Piedi e fissaggio a parete/soffitto realizzati in metallo e finitura nero gofrato oppure delle categorie di Ulivi Salotti. Mensole realizzate in massello di noce americano, con piano in vetro, legno o pelle della gamma di Ulivi Salotti. Contenitori o cassetti con frontali e cornice in massello (inserto frontale in pelle nella versione lux). Contenitori con meccanismo a ribalta. Cassetti con guide ammortizzate e top disponibile in vetro, pelle o legno, mentre per i contenitori è disponibile anche il top in marmo. Moduli:

standard disponibili di 90cm e 70 cm, ma questo sistema a giorno è adatto alla personalizzazione, per altezze, larghezze speciali e mix di materiali.

LIBRERIE E BOISERIE - LIBRARIES AND BOISERIE

PRODUCT TECHNICAL SHEET:

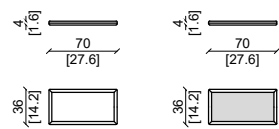
Modular system: height is customizable. Each post features an aluminum core framed in solid American walnut or other wood species. Feet and Wall/Ceiling Mounts: constructed in metal with a textured black finish or available in the Ulivi Salotti metal finishes. Shelves: made of solid american walnut, with tops available in glass, wood, or leather from the Ulivi Salotti collection. Storage units and drawers: fronts and frames in solid wood (with leather front inserts in the Lux version). Storage units feature flip-down mechanisms, while drawers run on soft-closing guides. Tops are available in glass, leather, or wood, and storage units can also have marble tops.

Standard modules:

Available in 90 cm and 70 cm widths, but the system is fully customizable for special heights, widths, and material combinations.

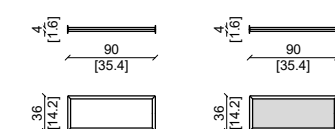
MENSOLA - SHELF

70

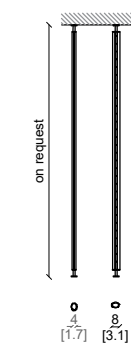


MENSOLA - SHELF

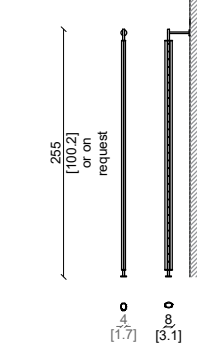
90



MONTANTE - SHELF UPRIGHT TERRA/SOFFITTO - FLOOR/CEILING

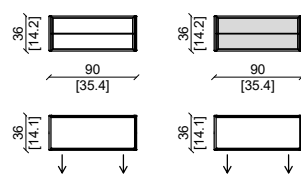


MONTANTE - SHELF UPRIGHT TERRA/PARETE - FLOOR/WALL



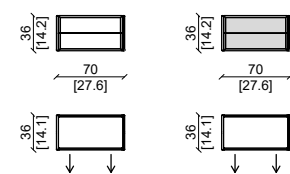
CASSETTIERA - UNIT DRAWER

90



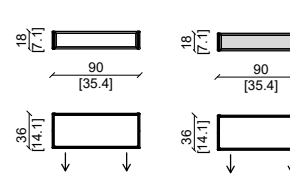
CASSETTIERA - UNIT DRAWER

70



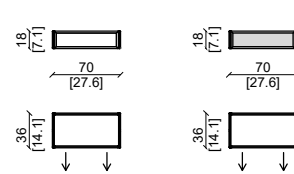
CASSETTO - DRAWER

90



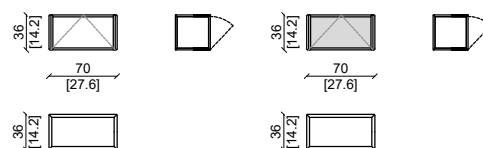
CASSETTO - DRAWER

70



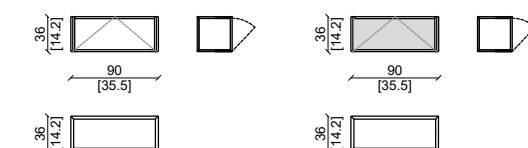
CONTENITORE CON RIBALTA - CONTAINER WITH FLAP

70



CONTENITORE CON RIBALTA - CONTAINER WITH FLAP

90



Dettaglio fissaggio dei pali al soffitto.
Detail of the floor-to-ceiling mounting.



Dettaglio fissaggio palo a parete.
Detail of the floor-to-wall mounting.

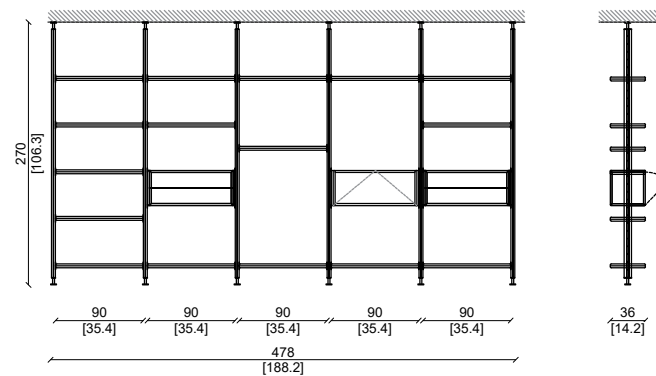


Dettaglio top in marmo.
Marble top detail.



Dettaglio top in legno.
Wooden top detail.

COMPOSIZIONI- COMPOSITIONS

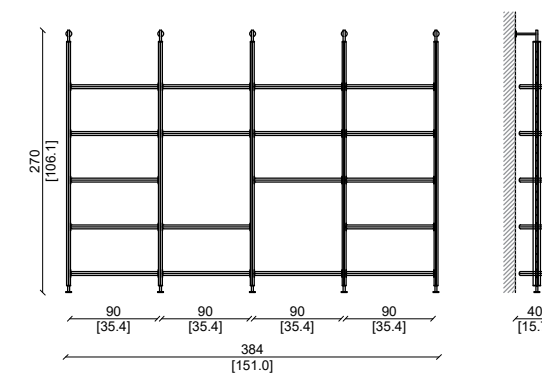
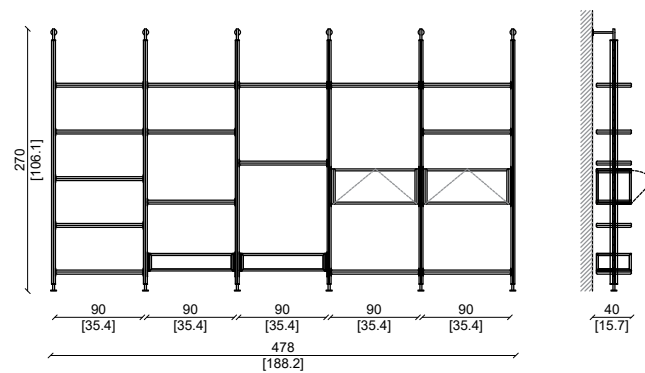


Composizione 1 a soffitto
Composta da n6 pali rivestiti in noce americano, n2 moduli con 2 cassetti, n1 ribalta in noce americano e n16 mensole di noce americano e ripiano in vetro

Composition 1 to the ceiling
Composed of 6 poles (or uprights) covered in American walnut, 2 modules with 2 drawers, 1 flap door in American walnut, and 16 American walnut shelves and a glass top.

Composizione 2 a parete
Composta da n6 pali rivestiti in noce americano, n2 moduli con 1 cassetto, n2 ribalta in noce americano e marmo intrigo e n15 mensole di noce americano e ripiano in vetro.

Composition 2 to the wall
Composed of 6 poles (or uprights) covered in American walnut, 2 modules with 1 drawer, 2 flap doors in American walnut and intrigo marble, and 15 American walnut shelves and a glass top.

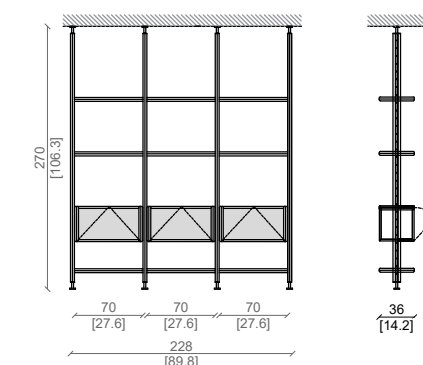


Composizione 3 a parete
Composta da n5 pali rivestiti in noce americano, n18 mensole di noce americano e ripiano in vetro.

Composition 3 to the wall
Composed of 5 poles (or uprights) covered in American walnut, 18 American walnut shelves, and a glass top.

Composizione 4 a soffitto
Composta da n4 pali rivestiti in noce americano myfair, n3 moduli con anta a ribalta in noce americano e marmo intrigo e n9 mensole di noce americano e ripiano in vetro.

Ceiling composition 4
Composed of 4 posts covered in My Fair American walnut, 3 modules with drop-down doors in American walnut and Intrigo marble, and 9 shelves in American walnut with glass surfaces.





Montanti rivestiti in massello di noce my fair, ripiani con cornice di massello di noce myfair con ripiano in vetro, ribalte in noce myfair con top in marmo intrigo e inserto di pelle plume carrara, terminali in metallo nero offrato

Uprights covered in solid My Fair walnut, shelves with solid My Fair walnut frame and glass surface, drop-down doors in My Fair walnut with Intrigo marble top and Plume Carrara leather insert, black brushed metal terminals.

MODULAR DAY

Design: Castello Lagravinese Studio

CARATTERISTICHE TECNICHE:

Il sistema "Modular" di Ulivi Salotti è una soluzione d'arredo estremamente versatile e funzionale, perfetta per ogni tipo di ambiente. Questo sistema si distingue per i montanti elettrificati, i ripiani in legno con terminali di metallo nero verniciato e il LED integrato, il tutto disponibile in moduli di 75, 90 e 105 cm.

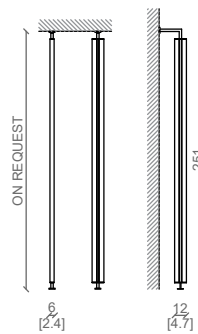
I ripiani sono realizzati con materiali di alta qualità, garantendo robustezza e durata nel tempo. La loro forma e dimensione sono completamente personalizzabili, permettendo di scegliere la soluzione più adatta alle proprie esigenze.

LIBRERIE E BOISERIE - LIBRARIES AND BOISERIE

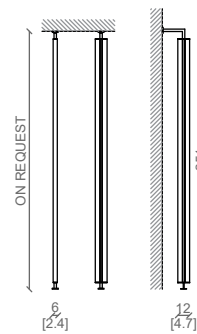
PRODUCT TECHNICAL SHEET:

The "Modular" system by Ulivi Salotti is an extremely versatile and functional furnishing solution, perfect for any type of environment. This system stands out for its electrified uprights, wooden shelves with painted black metal ends and integrated LED, all available in modules of 75, 90 and 105 cm. The shelves are made with high quality materials, ensuring sturdiness and durability over time. Their shape and size are fully customizable, allowing you to choose the solution that best suits your needs.

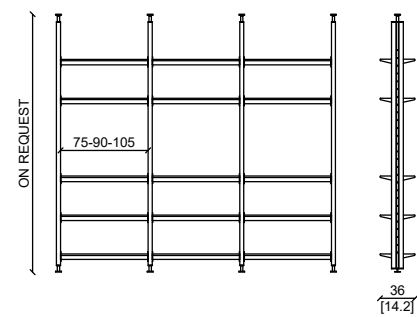
MONTANTE DX/SX CON DRIVER - SHELF UPRIGHT WITH DRIVER



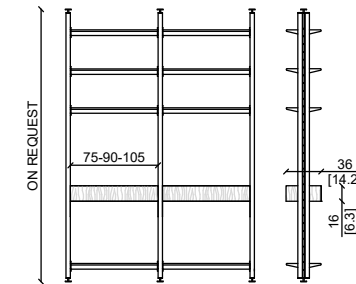
MONTANTE - SHELF UPRIGHT



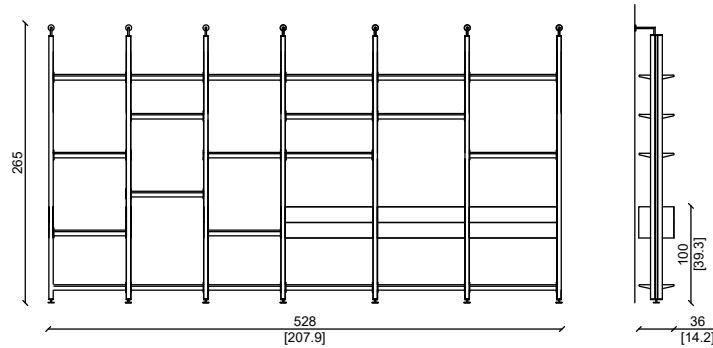
TERRA / SOFFITTO - FLOOR / CEILING COMPOSITION A



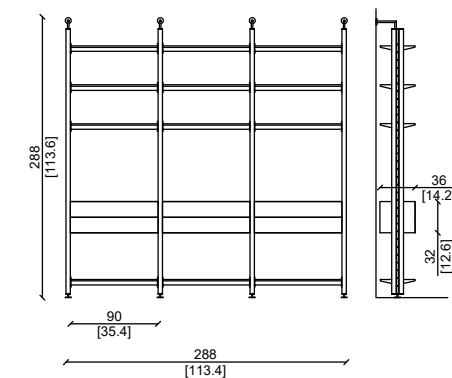
TERRA / SOFFITTO - FLOOR / CEILING COMPOSITION B



TERRA / PARETE - FLOOR / WALL COMPOSITION B



TERRA / PARETE - FLOOR / WALL COMPOSITION A



Montante in legno.
Wooden upright.



Montante in rivestito in pelle.
Upright upholstered in leather.



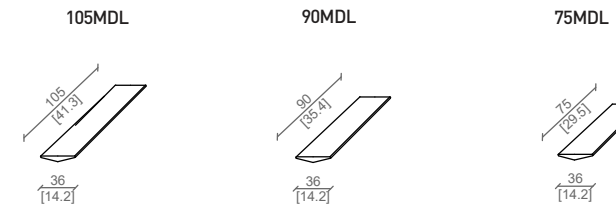
Dettagli degli inserti in pelle e cornice di massello sui ripiani.
Leather insert details and solid wood frames on the shelves.



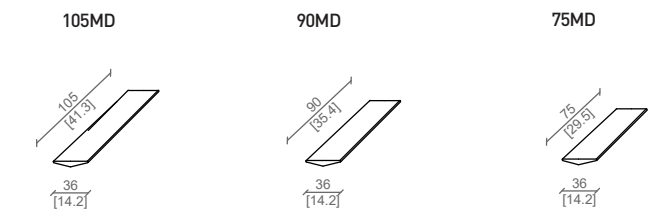
Dettaglio dei ripiani realizzati tutti in noce americano.
Detail of the shelves, all crafted from American walnut.




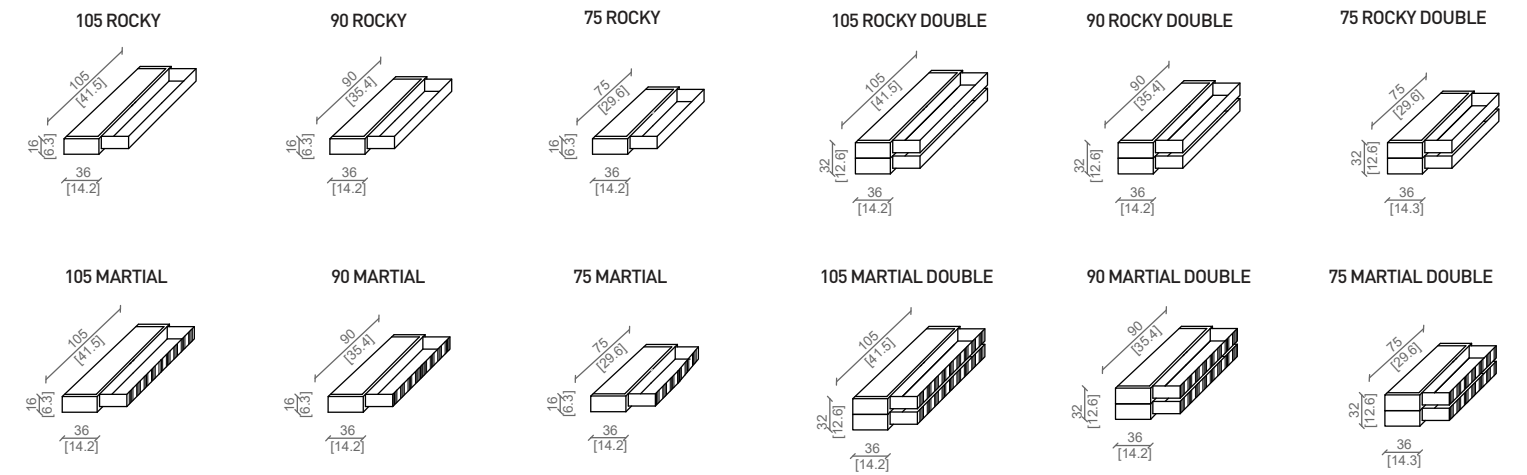
MENSOLE - SHELVES (WITH STRIP LED)



MENSOLE - SHELVES (WITHOUT STRIP LED)



CASSETTI - DRAWERS



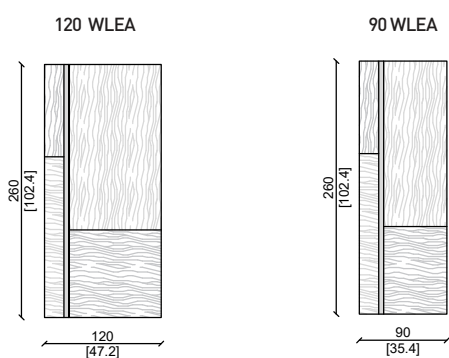
Pali in pelle plume sabbia, mensole in noce americano tabacco e plume sabbia. Plume sabbia shelf upright, and american walnut tabacco and plume sabbia shelves.

MODULAR PANEL XL

Design: Castello Lagravinese Studio

CARATTERISTICHE TECNICHE:

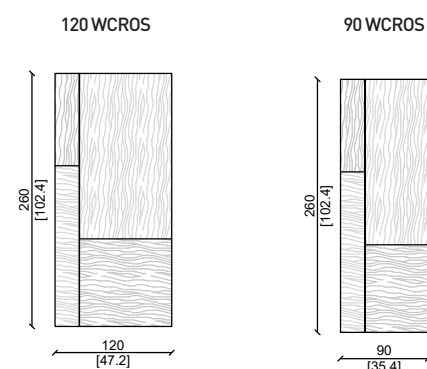
Il sistema "Modular" di Ulivi Salotti è una soluzione d'arredo estremamente versatile e funzionale, perfetta per ogni tipo di ambiente. Questo sistema si distingue per i montanti elettrificati, i ripiani in legno con terminali di metallo nero verniciato e il LED integrato, il tutto disponibile in moduli di 90 e 120 cm. I ripiani in legno con terminali di metallo nero verniciato sono realizzati con materiali di alta qualità, garantendo robustezza e durata nel tempo. La loro forma e dimensione sono completamente personalizzabili, permettendo di scegliere la soluzione più adatta alle proprie esigenze.



LIBRERIE E BOISERIE - LIBRARIES AND BOISERIE

PRODUCT TECHNICAL SHEET:

The "Modular" system by Ulivi Salotti is an extremely versatile and functional furnishing solution, perfect for any type of environment. This system stands out for its electrified uprights, wooden shelves with painted black metal ends and integrated LED, all available in modules of 90 and 120 cm. The wooden shelves with painted black metal ends are made with high quality materials, ensuring sturdiness and durability over time. Their shape and size are fully customizable, allowing you to choose the solution that best suits your needs.



Pannelli di noce americano tabacco, inserti in pelle grasse carrara.
American walnut tabacco panel, grasse carrara leather inserts



MODULAR PANEL L

Design: Castello Lagravinese Studio

LIBRERIE E BOISERIE - LIBRARIES AND BOISERIE

LIBRERIE E BOISERIE - LIBRARIES AND BOISERIE

CARATTERISTICHE TECNICHE:

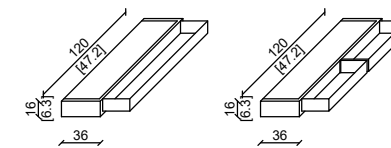
Il sistema "Modular" di Ulivi Salotti è una soluzione d'arredo estremamente versatile e funzionale, perfetta per ogni tipo di ambiente. Questo sistema si distingue per i montanti elettrificati, i ripiani in legno con terminali di metallo nero verniciato e il LED integrato, il tutto disponibile in moduli di 90 e 120 cm. I ripiani in legno con terminali di metallo nero verniciato sono realizzati con materiali di alta qualità, garantendo robustezza e durata nel tempo. La loro forma e dimensione sono completamente personalizzabili, permettendo di scegliere la soluzione più adatta alle proprie esigenze.

PRODUCT TECHNICAL SHEET:

The "Modular" system by Ulivi Salotti is an extremely versatile and functional furnishing solution, perfect for any type of environment. This system stands out for its electrified uprights, wooden shelves with painted black metal ends and integrated LED, all available in modules of 90 and 120 cm. The wooden shelves with painted black metal ends are made with high quality materials, ensuring sturdiness and durability over time. Their shape and size are fully customizable, allowing you to choose the solution that best suits your needs.

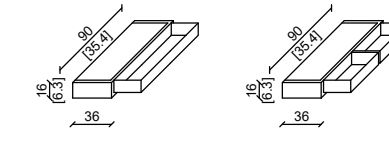
CASSETTI SOSPESI - SUSPENDED DRAWERS

120 ROCKY



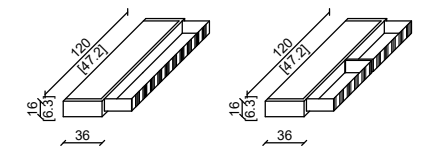
CASSETTI SOSPESI - SUSPENDED DRAWERS

90 ROCKY



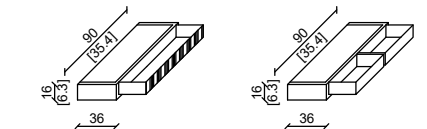
CASSETTI SOSPESI - SUSPENDED DRAWERS

120 MARTIAL

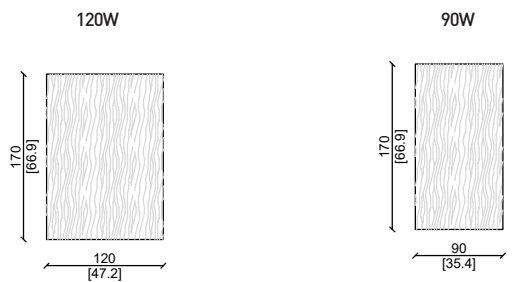
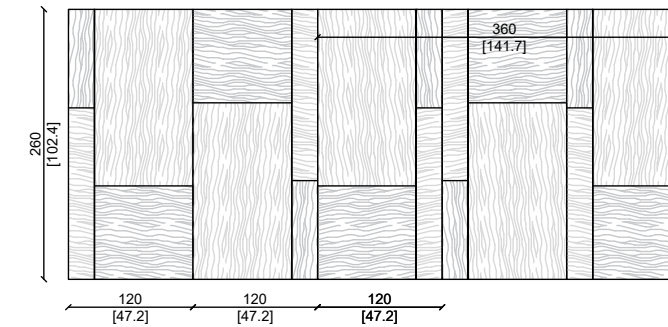


CASSETTI SOSPESI - SUSPENDED DRAWERS

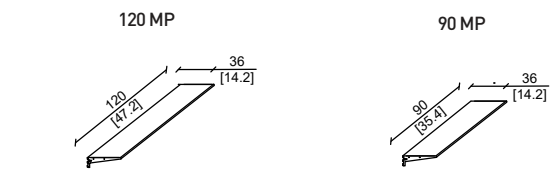
90 MARTIAL



ESEMPIO DI COMPOSIZIONE - EXEMPLE OF COMPOSITION



MENSOLE / SHELVES



PIRAMIDA

Design: Castello Lagravinese Studio

CARATTERISTICHE TECNICHE:

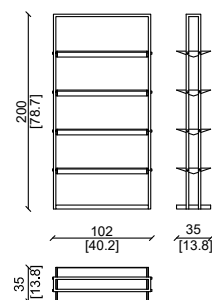
Struttura in metallo disponibile in varie finiture.
Ripiano in noce americano con inserto di pelle.
Terminali in metallo disponibili in varie finiture.
Ripiano a terra impiallacciato in noce americano
oppure nelle diverse finiture della gamma di Ulivi Salotti.

LIBRERIE E BOISERIE - LIBRARIES AND BOISERIE

PRODUCT TECHNICAL SHEET:

Metal structure available in various finishes.
American walnut shelf with leather insert.
Metal terminals available in various finishes.
Ground shelf veneered in American walnut
or in the different finishes of the Ulivi Salotti range.

LIBRERIA/BOOKSHELF



Massello di noce americano con cuoio ottanio terminali ottone e struttura nero lucido.
American walnut upholstered with cuoio ottanio, satin brass end caps, black glossy finish structure.

LARRY

Design: Castello Lagravinese Studio

LIBRERIE E BOISERIE - LIBRARIES AND BOISERIE

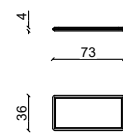
CARATTERISTICHE TECNICHE:

Struttura: Montanti di massello di noce americano con piedini e fissaggi a parete in metallo black nickel.
Ripiani con cornici di massello americano disponibili A-B-C:
A: Ripiani in noce americano.
B: Ripiani con bozza di pelle.
C: Ripiani con vetro bronzato.
Il modello Larry è predisposto e progettato per il fissaggio a parete o soffitto.

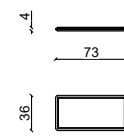
PRODUCT TECHNICAL SHEET:

Structure: Main frame in solid American walnut with feet and wall fixings in black nickel metal.
Shelves with solid american walnut frame available A-B-C:
A: American walnut shelves.
B: Shelves with skin sketch.
C: Shelves with bronzed glass.
The Larry model is prepared and designed for wall or ceiling mounting.

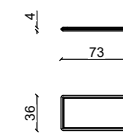
A- RIPIANO IN LEGNO- WOOD SHELF



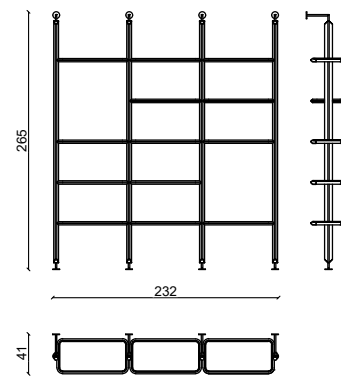
B-RIPIANO IN PELLE- LEATHER SHELF



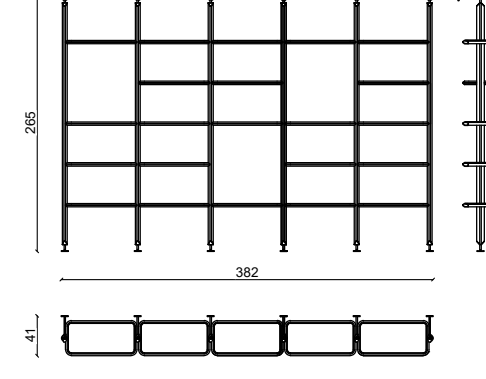
C-RIPIANO IN VETRO- GLASS SHELF




COMPOSITION 1



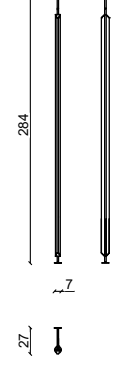
COMPOSITION 2



A MURO WALL FIX



A SOFFITTO CEILING FX



Libreria in versione a parete.
Wall version bookshelf.



Libreria in versione centro stanza.
Floor - Ceiling version bookshelf.

Struttura in massello di noce americano, terminali in black nickel, ripiani con vetro e pelle plume mattone.
Solid american walnut structure, black nickel end caps, shelves with glass and leather plume mattone.



LARRY

Design: Castello Lagravinese Studio

LIBRERIE E BOISERIE - LIBRARIES AND BOISERIE

LIBRERIE E BOISERIE - LIBRARIES AND BOISERIE

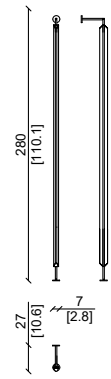
CARATTERISTICHE TECNICHE:

Struttura: Montanti di massello di noce americano con piedini e fissaggi a parete in metallo black nickel.
 Ripiani con cornici di massello americano disponibili A-B-C:
 A: Ripiani in noce americano.
 B: Ripiani con bozza di pelle.
 C: Ripiani con vetro bronzato.
 Il modello Larry è predisposto e progettato per il fissaggio a parete o soffitto.

PRODUCT TECHNICAL SHEET:

Structure: Main frame in solid American walnut with feet and wall fixings in black nickel metal.
 Shelves with solid american walnut frame available A-B-C:
 A: American walnut shelves.
 B: Shelves with skin sketch.
 C: Shelves with bronzed glass.
 The Larry model is prepared and designed for wall or ceiling mounting.

A MURO WALL FIX

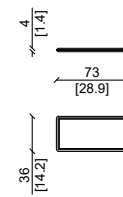


A SOFFITTO CEILING FIX

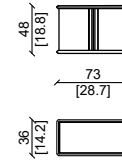


MENSOLA/SHELF



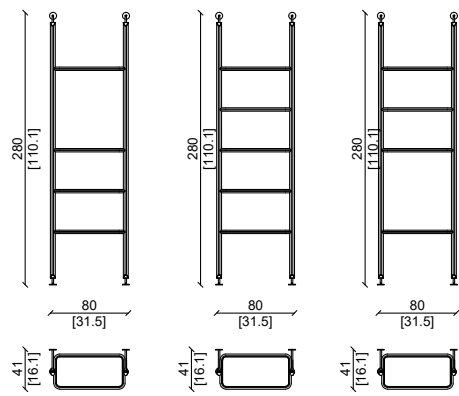
A-RIPIANO- SHELF



B- CONTENITORE - CABINET



COMPOSITION WITH DOOR



CLAIRE

Design: Castello Lagravinese Studio

CARATTERISTICHE TECNICHE:


Struttura:
Struttura metallica , arricchita da strisce in cuoio applicate a mano.
Ripiani:
Massello di noce Americano.
Finitura:
Parti metalliche : finitura matt a cera naturale.

* Su richiesta questo prodotto può essere realizzato su misura

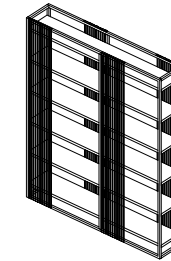
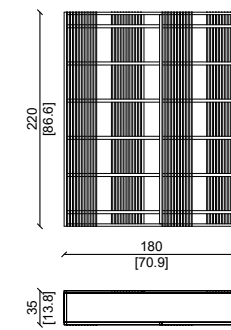
PRODUCT TECHNICAL SHEET:

Structure :
Metal base , enriched by hand wrapped stripes of leather.
Shelves:
Solid American walnut.
Finish :
Metal parts : natural wax matt finish.


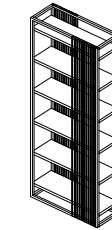
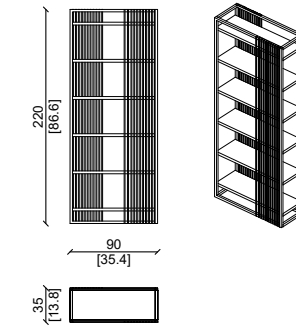
* This item can be customized upon request



LIBRERIA / BOOKSHELF



LIBRERIA / BOOKSHELF



Struttura in ottone satinato e strisce in lotus testa di moro.
Satin brass structure and testa di moro leather strips.

ADAM

Design: Andrea Pinori - Giorgio Balestri

LIBRERIE E BOISERIE - LIBRARIES AND BOISERIE

CARATTERISTICHE TECNICHE:

Struttura:
Colonnine in massello di noce Americano , oppure
impiallacciate in ebano.

Mensole:
In noce Americano , oppure impiallacciato in ebano , , con
cornici rivestite in pelle.

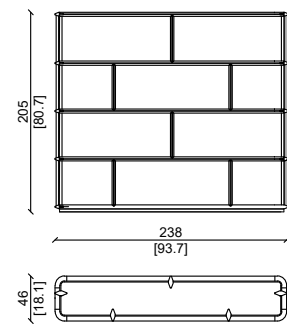
* Su richiesta questo prodotto può essere realizzato su
misura

PRODUCT TECHNICAL SHEET:

Main structure :
Columns in solid American walnut , or veneered in ebony.
Shelves :
American walnut or ebony veneer , with frames in leather ,
available in different colors.

* This item can be customized upon request

LIBRERIA/ BOOKCASE



Ripiani e struttura in ebano, con bordi rivestito in river pomice.
Shelves and structure in ebony, river pomice edges.





EMPIRE

Design: Vegni Design

LIBRERIE E BOISERIE - LIBRARIES AND BOISERIE

CARATTERISTICHE TECNICHE:

Struttura portante:
Supporti in metallo, finitura nickel lucido.
Mensole in noce Americano.
Profili delle mensole:
Rivestite in pelle di alta qualità disponibile in vari colori.

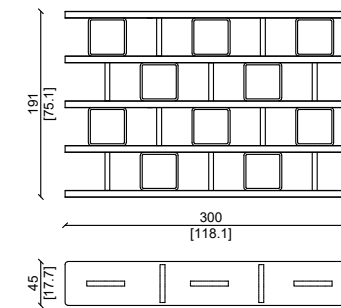
* Su richiesta questo prodotto può essere realizzato su misura

PRODUCT TECHNICAL SHEET:

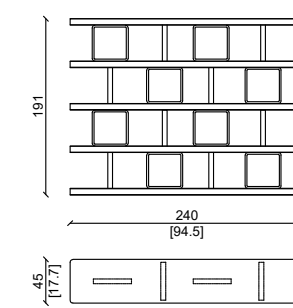
Main structure :
Metal support , glossy nickel finish.
Shelves in American walnut.
Edges of the shelves :
Upholstered in high quality leathers available in different colors.

* This item can be customized upon request

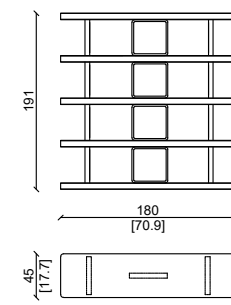
LIBRERIA/ BOOKCASE



LIBRERIA/ BOOKCASE



LIBRERIA/ BOOKCASE



Libreria componibile in noce Americano, bordo in etrusco corda, reggimensola in ferro nikel lucido.
Modular bookcase in American walnut, etrusco corda edge leather, shelf holder in polished nickel-iron.

HARMONY

Design: Andrea Pinori - Giorgio Balestri

LIBRERIE E BOISERIE - LIBRARIES AND BOISERIE

CARATTERISTICHE TECNICHE:

Struttura portante :
Supporti in metallo , con frontali rivestiti in pelle di alta qualità disponibile in vari colori.
Mensole:
Cornici in massello di noce Americano , ripiano centrale in vetro bronzato
Su richiesta ripiano centrale realizzabile in legno.

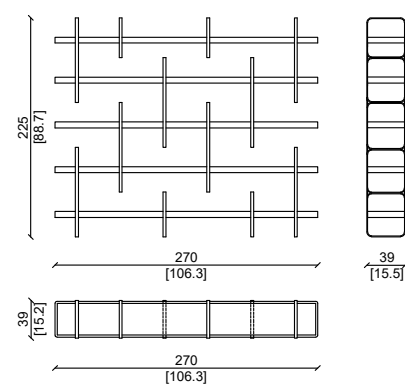
* Su richiesta questo prodotto può essere realizzato su misura

PRODUCT TECHNICAL SHEET:


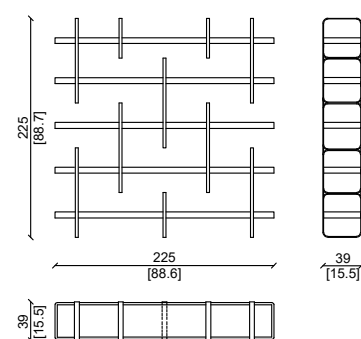
Main structure :
Metal supports , front upholstered with high quality leathers available in different colors.
Shelves :
Frames in solid American walnut , with bronze glass center.
Upon request shelves available in wood.

* This item can be customized upon request

LIBRERIA/BOOKCASE



LIBRERIA/BOOKCASE



Ripiani in massello di noce Americano con vetro bronzato, reggi mensole in metallo rivestite in tuscany cioccolato.
American walnut shelves with bronzed glass, shelves holder in metal covered in tuscany cioccolato leather.



DOOM

Design: Andrea Pinori - Giorgio Balestri

CARATTERISTICHE TECNICHE:

Struttura:
In massello di noce Americano.
Bordo delle mensole:
Rivestimento in pelle di alta qualità disponibile in vari colori.
Piano mensole:
In noce Americano.

* Su richiesta questo prodotto può essere realizzato su misura

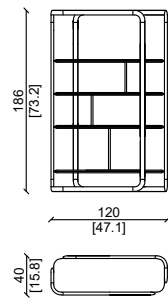
LIBRERIE E BOISERIE - LIBRARIES AND BOISERIE

PRODUCT TECHNICAL SHEET:

Main structure :
In solid American walnut.
Edge of the shelves :
Upholstered in high quality leathers available in different colors.
Shelves :
In solid American walnut.

* This item can be customized upon request

LIBRERIA/BOOKCASE



Struttura portante e ripiani in massello di noce Americano con bordo in river choco.
Structure and shelves in solid American walnut with river choco eather edge.

MEMORY LUXURY

Design: Design Vegni

CARATTERISTICHE TECNICHE:

Struttura portante:

Bordi ripiani in massello di noce Americano rivestiti con pelli di alta qualità, disponibili in vari colori.

Ripiani:

Multistrato di abete, impiallacciato in ebano o noce Americano.

* Su richiesta questo prodotto può essere realizzato su misura

LIBRERIE E BOISERIE - LIBRARIES AND BOISERIE

PRODUCT TECHNICAL SHEET:

Main structure :

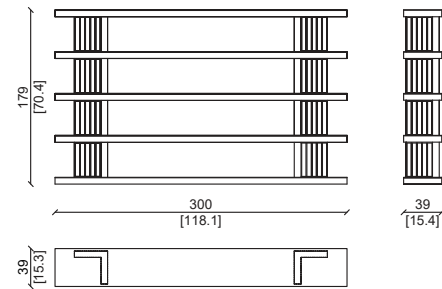
Frames in solid American walnut, upholstered with high quality leathers, available in different colors.

Shelves:

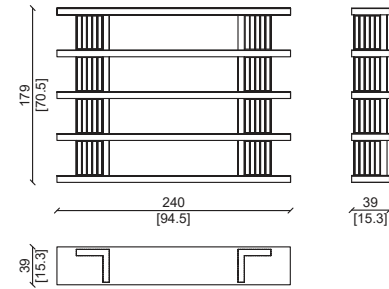
fir plywood, veneered with American walnut.

* This item can be customized upon request

LIBRERIA LUXURY / LUXURY BOOKCASE



LIBRERIA LUXURY / LUXURY BOOKCASE



Mensole in noce Americano, bordo in etrusco corda.
American walnut shelves, edge in etrusco corda leather.

MEMORY

Design: Vegni Design

LIBRERIE E BOISERIE - LIBRARIES AND BOISERIE

Struttura portante:

Bordi ripiani in massello di noce Americano.

Ripiani:

Multistrato di abete, impiallacciato in ebano o noce Americano.

* Su richiesta questo prodotto può essere realizzato su misura

Main structure :

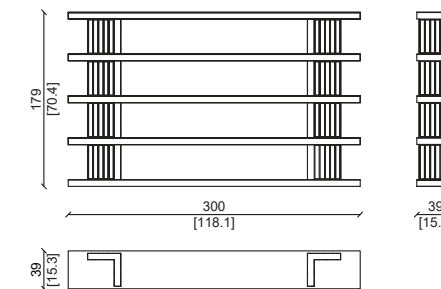
Frames in solid American walnut

Shelves:


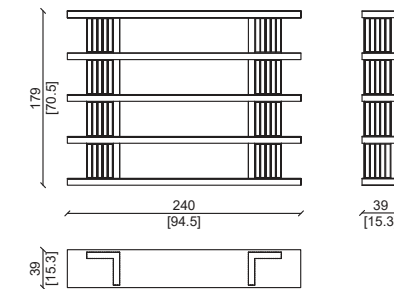
Fir plywood, veneered with American walnut

* This item can be customized upon request

LIBRERIA / BOOKCASE



LIBRERIA / BOOKCASE



Mensole in noce Americano, bordo in massello di noce Americano.
American walnut shelves, edge in solid American walnut.

TAVOLINI -COFFEE TABLES

indice fotografico - photo summary



SATURNO



SUPER STAR



EDISON



KALID



OTIS



OTIS PLUS



VANILLE



PASCAL



KIRBY



ULISSE



JAXON



ERIK



NATHAN



NATHAN X



OBJECT



FRASER



VINCENT



CLAIRE



ODETTE



ROXANE



SELINE



STONE



ADAM



BISTEN



HOWARD



PARK



THEO

COFFEE TABLES

KALID.....	364	PASCAL.....	374	OBJECT.....	382	STONE.....	391
KALID LUXURY.....	365	KIRBY.....	375	FRASER.....	383	HOWARD LUXURY.....	392
STAR.....	366	VANILLE.....	376	VINCENT.....	384	BISTEN.....	393
SATURNO.....	368	ERIK.....	377	ODETTE.....	385	PARK.....	394
SATURNO LUXURY.....	369	ULISSE.....	378	CLAIRE.....	387	THEO.....	395
EDISON.....	370	JAXON.....	379	ROXANE.....	388		
OTIS.....	372	NATHAN.....	380	SELINE.....	389		
OTIS PLUS.....	373	NATHAN X.....	381	ADAM.....	390		

KALID

Design: Castello Lagravinese Studio

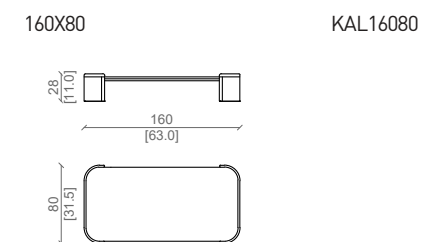
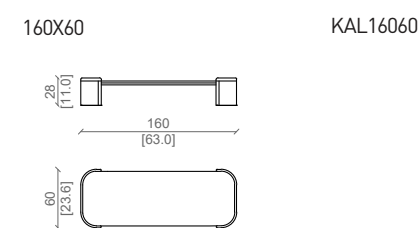
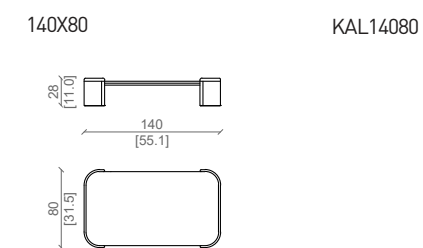
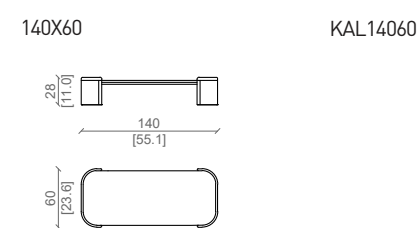
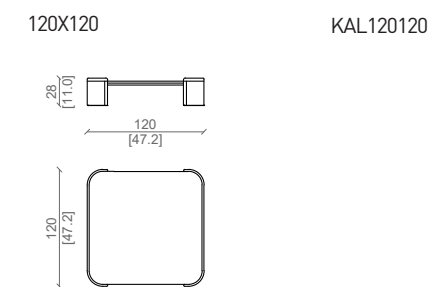
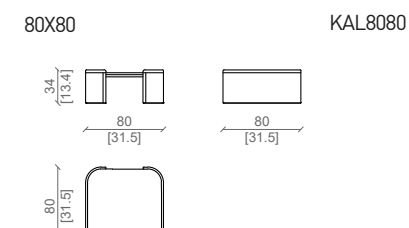
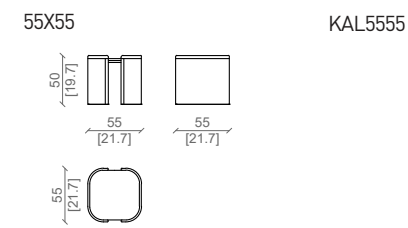
TAVOLINI - COFFEE TABLES

CARATTERISTICHE TECNICHE:

Struttura: realizzata in multistrato curvato con cornice di massello di noce americano, inserti impiallacciati, finiture a scelta della gamma Ulivi Salotti.
Piano: semi-incassato disponibile in marmo o legno.
* Prodotto personalizzabile

PRODUCT TECHNICAL SHEET:

Structure: constructed in curved multilayer wood with an american walnut solid frame, veneered inserts, and finishes selectable from the Ulivi Salotti range.
Top: semi-recessed, available in marble or wood.
Customizable product



Struttura in noce americano e top calacatta verde.
American Walnut structure and calacatta verde marble top.

KALID LUXURY

Design: Castello Lagravinese Studio

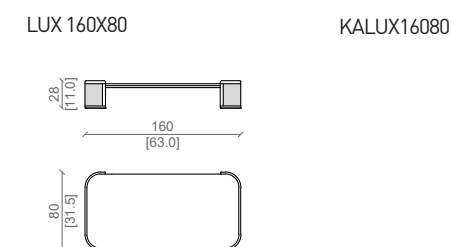
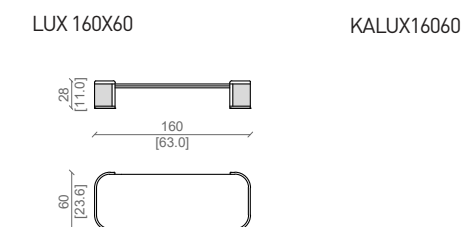
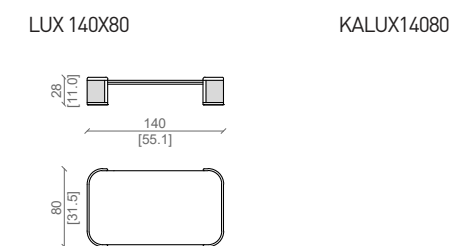
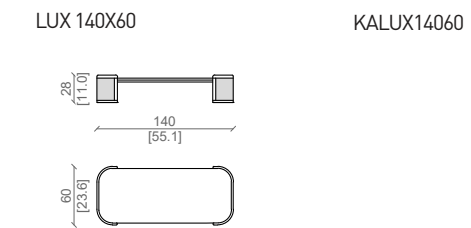
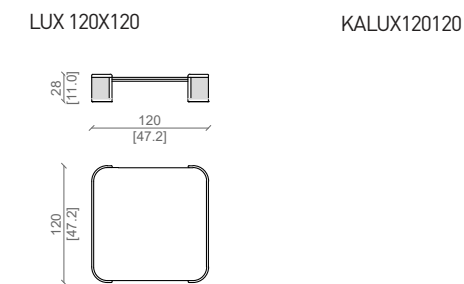
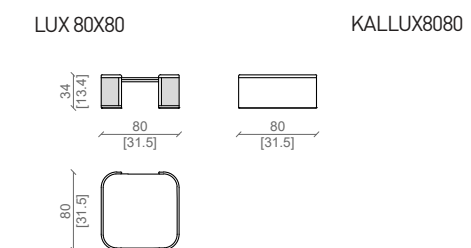
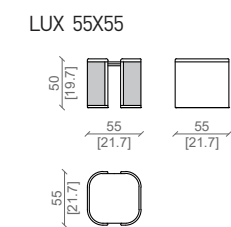
TAVOLINI - COFFEE TABLES

CARATTERISTICHE TECNICHE:

Struttura: realizzata in multistrato curvato con cornice di massello di noce americano, inserti in pelle, finiture a scelta della gamma Ulivi Salotti.
Piano: semi-incassato disponibile in marmo o legno.
* Prodotto personalizzabile

PRODUCT TECHNICAL SHEET:

Structure: constructed in curved multilayer wood with an American walnut solid frame, leather inserts, and finishes selectable from the Ulivi Salotti range.
Top: semi-recessed, available in marble or wood.
* Customizable product



Cornice di massello di noce americano top in marmo twister e inserti in pelle grasse birra e grasse smeraldo.
American walnut frame, twister marble top and grasse birra and smeraldo leather inserts.

STAR

Design: I.D. Ulivi

TAVOLINI - COFFEE TABLES

CARATTERISTICHE TECNICHE:

Struttura delle gambe: multistrato curvato impiallacciato delle essenze delle categorie di Ulivi Salotti, con terminale realizzato in massello di noce americano.

Piedi: in metallo in finitura nero gofrato oppure delle finiture di Ulivi Salotti.

Piano: disponibile in marmo delle categorie di Ulivi Salotti, oppure impiallacciato. Sottopiano: realizzato in multistrato impiallacciato con cornice di massello di legno.

PRODUCT TECHNICAL SHEET:

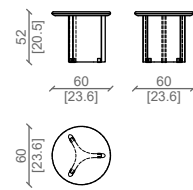
Leg structure: curved multilayer wood veneered with species from the Ulivi Salotti categories, featuring end caps in solid american walnut.

Feet: metal feet in textured black or in finishes from the Ulivi Salotti collection.

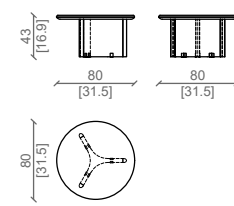
Top: available in marble from the Ulivi Salotti categories, or veneered wood.

Underside: constructed in veneered multilayer wood with a solid wood frame.

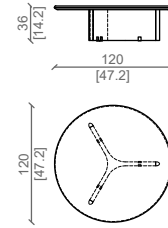
TAVOLINO - COFFEE TABLE D 60



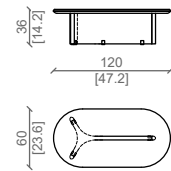
TAVOLINO - COFFEE TABLE D 80



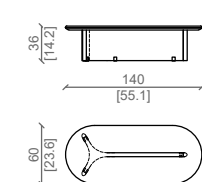
TAVOLINO - COFFEE TABLE D 120



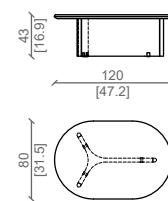
TAVOLINO - COFFEE TABLE 60X120



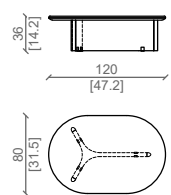
TAVOLINO - COFFEE TABLE 60X140



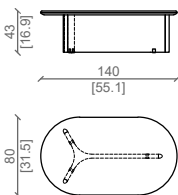
TAVOLINO - COFFEE TABLE 80X120XH43



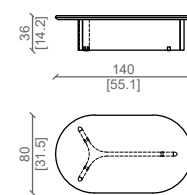
TAVOLINO - COFFEE TABLE 80X120XH36



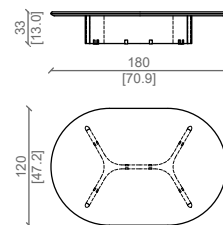
TAVOLINO - COFFEE TABLE 80X140XH43



TAVOLINO - COFFEE TABLE 80X140 H36



TAVOLINO - COFFEE TABLE 120X180



Struttura in noce americano e top in intrigo.
American Walnut structure and intrigo marble top.



SATURNO

Design: Castello Lagravinese Studio

CARATTERISTICHE TECNICHE:

Struttura: realizzata in metallo con finitura nero lucido con cappucci terminali disponibile nelle finiture metalliche di Ulivi Salotti.

Piano: multistrato rivestito in pelle con top disponibile in legno della nostra selezione, o in vetro retroverniciato.

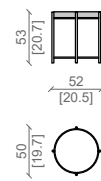
PRODUCT TECHNICAL SHEET:

Structure: constructed in metal with a glossy black finish, featuring end caps available in the metal finishes from the Ulivi Salotti collection.

Top: multilayer wood covered in leather, with a top available in selected wood finishes or back-painted glass.

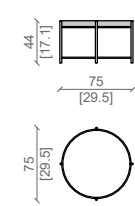
TAVOLINO - COFFEE TABLE

D 50



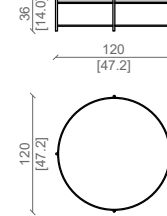
TAVOLINO - COFFEE TABLE

D 75



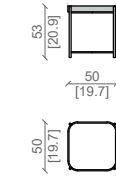
TAVOLINO - COFFEE TABLE

D 120



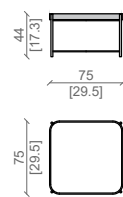
TAVOLINO - COFFEE TABLE

SQUARE 50



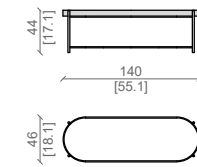
TAVOLINO - COFFEE TABLE

SQUARE 75



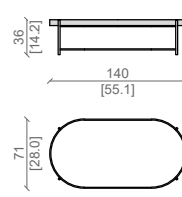
TAVOLINO - COFFEE TABLE

140X46



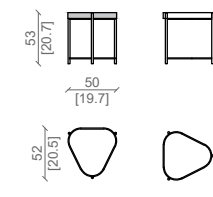
TAVOLINO - COFFEE TABLE

140X70



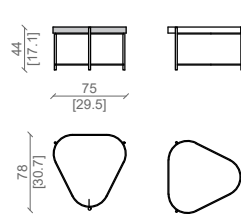
TAVOLINO - COFFEE TABLE

SHAPE 50



TAVOLINO - COFFEE TABLE

SHAPE 75



SATURNO LUXURY

Design: Castello Lagravinese Studio

CARATTERISTICHE TECNICHE:

Struttura: realizzata in metallo con finitura nero lucido con cappucci terminali in ottone satiano, disponibili anche nelle finiture metalliche di Ulivi Salotti.

Piano: multistrato rivestito totalmente in pelle.

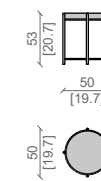
PRODUCT TECHNICAL SHEET:

Structure: constructed in metal with a glossy black finish, featuring end caps in satin brass, also available in the metal finishes from the Ulivi Salotti collection.

Top: multilayer wood fully covered in leather.

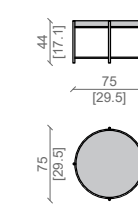
TAVOLINO - COFFEE TABLE

LUX D 50



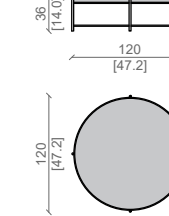
TAVOLINO - COFFEE TABLE

LUX D 75



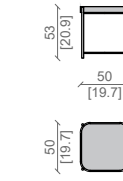
TAVOLINO - COFFEE TABLE

LUX D 120



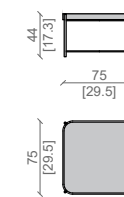
TAVOLINO - COFFEE TABLE

SQUARE LUX 50



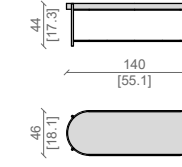
TAVOLINO - COFFEE TABLE

SQUARE LUX 75



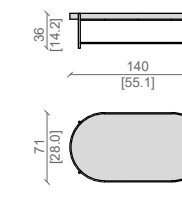
TAVOLINO - COFFEE TABLE

LUX 140X46



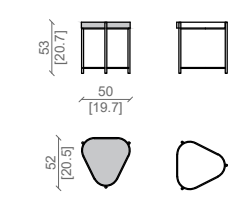
TAVOLINO - COFFEE TABLE

LUX 140X70



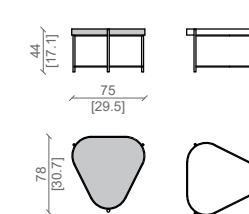
TAVOLINO - COFFEE TABLE

SHAPE LUX 50



TAVOLINO - COFFEE TABLE

SHAPE LUX 75



top legno/ wooden top

top vetro retroverniciato/
backpainted glass top

top pelle/ leather top

Base nera lucida con inserti in ottone satinato e terminali in ottone satinato, top rivestito in pelle cuoio malva.
Black finish glossy base with satin brass inserts and end caps, top upholstered with cuoio malva

EDISON

Design: Castello Lagravinese Studio

TAVOLINI - COFFEE TABLES

TAVOLINI - COFFEE TABLES

CARATTERISTICHE TECNICHE:

Gambe e contropiano: realizzati in massello di noce oppure in altre finiture della gamma di Ulivi Salotti.

Piano: disponibile in marmo delle categorie di Ulivi Salotti, oppure impiallacciato con le nostre essenze.

* Prodotto personalizzabile

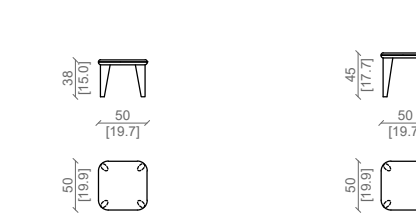
PRODUCT TECHNICAL SHEET:

Legs and support surface: crafted in solid walnut or available in other finishes from the Ulivi Salotti range.

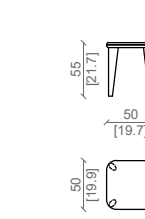
Top: available in marble from the Ulivi Salotti categories, or veneered with our wood finishes.

*Customizable product

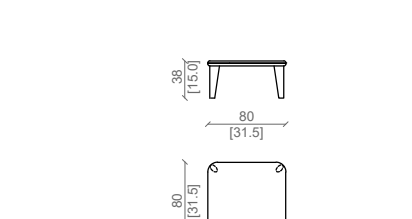
CARATTERISTICHE TECNICHE:



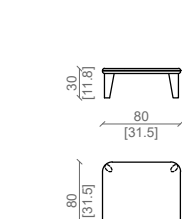
50X50 H 55



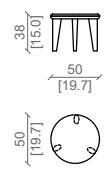
PRODUCT TECHNICAL SHEET:



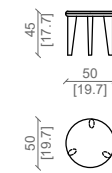
80X80 H 38



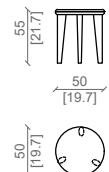
D 50 H 38



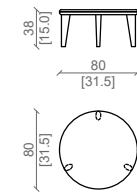
D 50 H 45



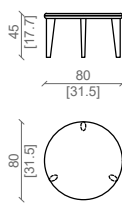
D 50 H 55



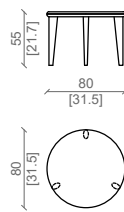
D 80 H 38



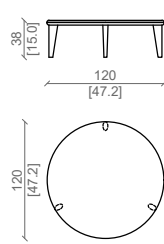
D 80 H 45



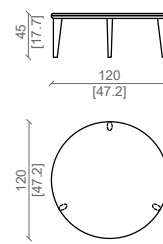
D 80 H 55



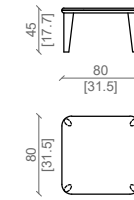
D 120 H 38



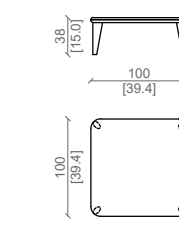
D 120 H 45



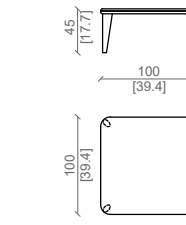
80X80 H 55



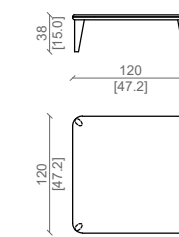
100X100 H 38



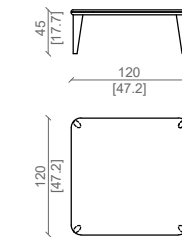
100X100 H 45



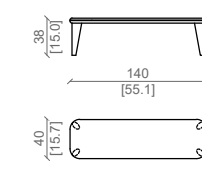
120X120 H 38



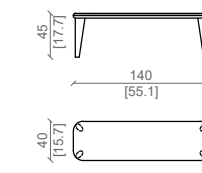
120X120 H 45



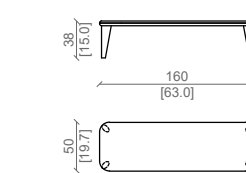
140X40 H 38



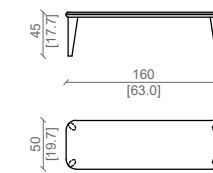
140X40 H 45



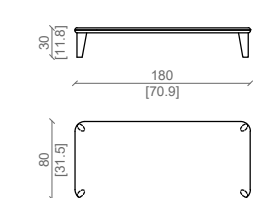
160X50 H 38



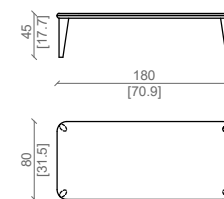
160X50 H 45



180X80 H 30



180X80 H 45



Base in noce americano tabacco e top in noce americano tabacco e marmo intrigo.
American tabacco walnut base, american tabacco walnut and intrigo marble top.



Base in noce americano e top in noce americano e calacatta verde.
American walnut base, american walnut and calacatta verde marble top.

OTIS

Design: Castello Lagravinese Studio

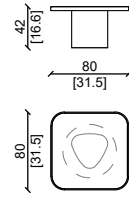
CARATTERISTICHE TECNICHE:

Top con cornice di massello americano con top in marmo da incasso, oppure impiallacciato nelle varie finiture.
Gamba di forma triangolare impiallacciate in noce americano.

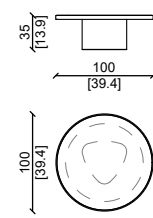
PRODUCT TECHNICAL SHEET:

Top with solid American frame with built-in marble top, or veneered in various finishes.
Triangular shaped leg veneered in American walnut.

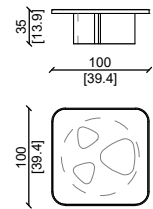
TAVOLINO - COFFEE TABLE



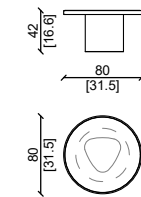
TAVOLINO - COFFEE TABLE



TAVOLINO - COFFEE TABLE



TAVOLINO - COFFEE TABLE



Gambe in noce americano tabacco, top in travertino silver.
American walnut tabacco legs, travertino silver marble top.

OTIS PLUS

Design: Castello Lagravinese Studio

CARATTERISTICHE TECNICHE:

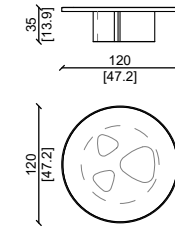
Top con cornice di massello americano con top in marmo da incasso, oppure impiallacciato nelle varie finiture.
Gambe di forma triangolare impiallacciate in noce americano.

TAVOLINI - COFFEE TABLES

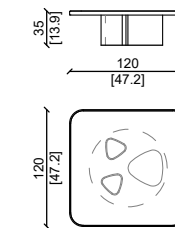
PRODUCT TECHNICAL SHEET:

Top with solid American frame with built-in marble top, or veneered in various finishes.
Triangular shaped legs veneered in American walnut.

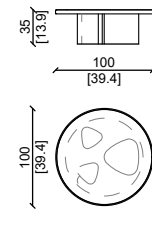
TAVOLINO - COFFEE TABLE



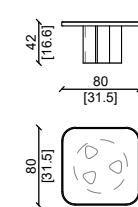
TAVOLINO - COFFEE TABLE



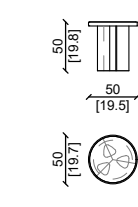
TAVOLINO - COFFEE TABLE



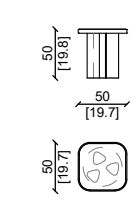
TAVOLINO - COFFEE TABLE



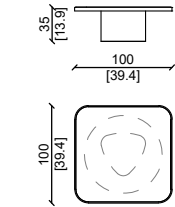
TAVOLINO - COFFEE TABLE



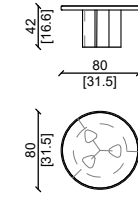
TAVOLINO - COFFEE TABLE



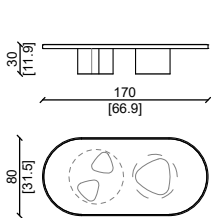
TAVOLINO - COFFEE TABLE



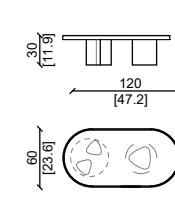
TAVOLINO - COFFEE TABLE



TAVOLINO - COFFEE TABLE



TAVOLINO - COFFEE TABLE



Gambe in noce americano tabacco, top in travertino silver.
American walnut tabacco legs, travertino silver marble top.

PASCAL

Design: Castello Lagravinese Studio

CARATTERISTICHE TECNICHE:

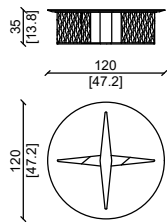
Tavolino di forma rotonda con base a 4 punte con terminali di metallo disponibili in diverse finitura, struttura portante in massello di noce americano oppure rivestita nelle pelli della gamma di Ulivi Salotti.
Top disponibile in marmo, legno o pelle delle categorie di Ulivi Salotti.

Prodotto personalizzabile.

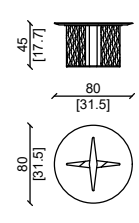
Round coffee table with a four-pronged base and metal ends, available in various finishes. The frame is made of solid American walnut or upholstered in leathers from the Ulivi Salotti range.
The top is available in marble, wood, or leather from the Ulivi Salotti range.

Customizable product.

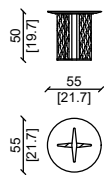
TAVOLINO- COFFEE TABLE



TAVOLINO- COFFEE TABLE



TAVOLINO- COFFEE TABLE



Composizione di tavolini con noce americano, pelle grasse smeraldo e plume malva, top in ombra di caravaggio, e calacatta verde.
Composition of coffee tables with American walnut, grasse Smeraldo and malva plume leather, top in caravaggio, and green calacatta marble.

KIRBY

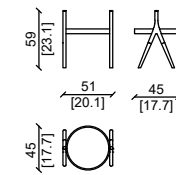
Design: Castello Lagravinese Studio

CARATTERISTICHE TECNICHE:

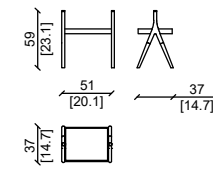
Tavolino con gambe a "Y" in legno massello.
Vassoio interno in noce americano, con inserti in pelle disponibili nelle varie categorie di Ulivi Salotti.
Terminali in metallo disponibili in varie finiture.

Coffee table with "Y" legs in solid wood.
Internal tray in American walnut, with leather inserts available in the various categories of Ulivi Salotti.
Metal terminals available in various finishes.

TAVOLINO- COFFEE TABLE



TAVOLINO- COFFEE TABLE



Struttura in massello di noce americano tabacco, metallo nero lucido, pelle grasse smeraldo.
Solid wood tabacco finish, black glossy metal end caps, grasse smeraldo leather..

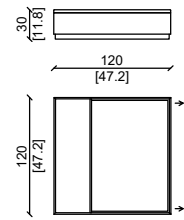
VANILLE

Design: Castello Lagravinese Studio

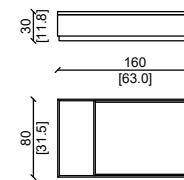
CARATTERISTICHE TECNICHE:

Struttura esterna in multistrato impiallacciato con cornice di legno massello.
Tasca e top del tavolino con inserto in pelle.
Cassetto 4 lati interno con davantino in noce americano.
Le pelli sono disponibili in tutte le categorie di Ulivi Salotti.

TAVOLINO- COFFEE TABLE



TAVOLINO- COFFEE TABLE



TAVOLINI - COFFEE TABLES

PRODUCT TECHNICAL SHEET:

External structure in veneered plywood with solid wood frame.
Pocket and table top with leather insert.
Internal drawer on 4 sides with front panel in American walnut.
The leathers are available in all the categories of Ulivi Salotti.



Struttura in noce americano tabacco, inserti in pelle plume malva.
American tobacco finish wood, Plume malva leather inserts.

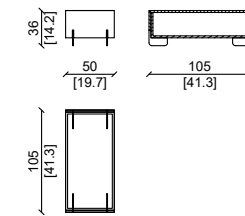
ERIK

Design: Castello Lagravinese Studio

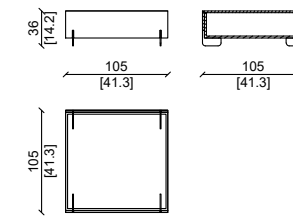
CARATTERISTICHE TECNICHE:

Struttura in multistrato di abete impiallacciato con le finiture di Ulivi Salotti.
Piedini in metallo incassati nella struttura, top in marmo oppure in legno.

TAVOLINO- COFFEE TABLE




TAVOLINO- COFFEE TABLE



TAVOLINI - COFFEE TABLES

PRODUCT TECHNICAL SHEET:

Structure in veneered fir plywood with the finishes of Ulivi Salotti.
Metal feet embedded in the structure, top in marble or wood.



Tavolino in noce americano con top in marmo twister, piedini in metallo verniciati nero lucido.
American walnut and twister marble top, black finish metal feet.

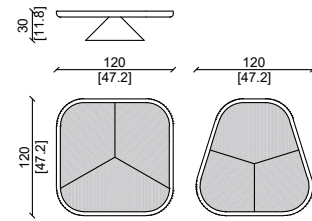
ULISSE

Design: Castello Lagravinese Studio

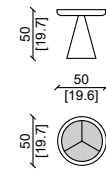
CARATTERISTICHE TECNICHE:

Struttura a cono impiallacciata con diverse finiture di legno della gamma di Ulivi Salotti.
Cornice in massello di noce americano con top in marmo nelle categorie A,B, legno in diverse finiture oppure in vetro retro verniciato con i nostri colori esclusivi.

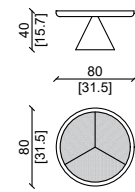
TAVOLINO- COFFEE TABLE



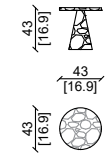
TAVOLINO- COFFEE TABLE



TAVOLINO- COFFEE TABLE



TRAVERTINO ARGENTO SILVER TRAVERTINE



TAVOLINI - COFFEE TABLES

PRODUCT TECHNICAL SHEET:

Cone structure veneered with different wood finishes from the Ulivi Salotti range.
Frame in solid American walnut with marble top in categories A, B, wood in different finishes or in glass back painted with our exclusive colors.



Noce americano , noce americano tabacco lucido, top in vetro verniciato mattone, travertino silver.
American walnut structure, tabacco american walnut glossy finish, mattone glass top, silver travertine.

JAXON

Design: Castello Lagravinese Studio

CARATTERISTICHE TECNICHE:

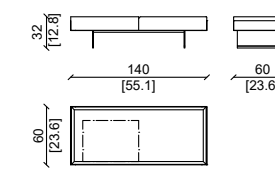
Struttura interna impiallacciata di noce americano, oppure in altre finiture.
Struttura metallica rivestita in cuoio posta sui fianchi e sotto il mobile.
Piedini in metallo rivestiti in cuoio con terminale a terra disponibile in varie finiture.

TAVOLINI - COFFEE TABLES

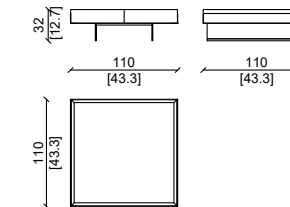
PRODUCT TECHNICAL SHEET:

Internal structure in American walnut veneer, or in other finishes.
Metal structure covered in leather placed on the sides and under the cabinet.
Metal feet covered in leather with ground terminal available in various finishes.

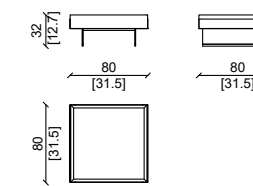
CON CASSETTO - WITH DRAWERS



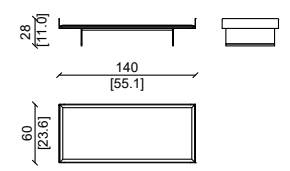
CON CASSETTO - WITH DRAWERS



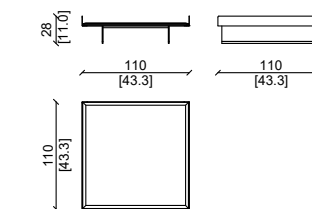
CON CASSETTO - WITH DRAWERS



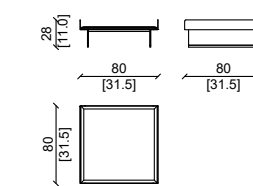
TAVOLINO TOP - WITH TOP



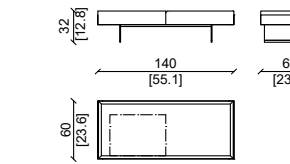
TAVOLINO TOP - WITH TOP



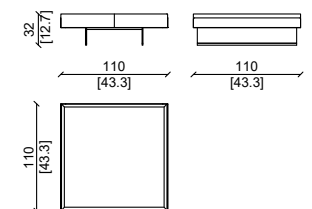
TAVOLINO TOP - WITH TOP



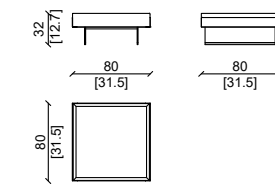
SENZA CASSETTO - WITHOUT DRAWERS



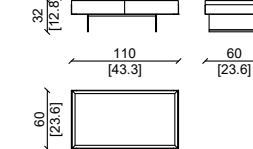
SENZA CASSETTO - WITHOUT DRAWERS




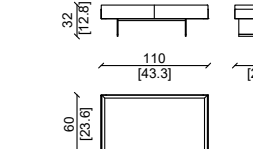
SENZA CASSETTO - WITHOUT DRAWERS



CON CASSETTO - WITH DRAWERS



SENZA CASSETTO - WITHOUT DRAWERS



Noce americano, cuoio malva, top calavatta verde.
American walnut, cuoio malva leather, calavatta verde marble top.

NATHAN

Design: Castello Lagravinese Studio

CARATTERISTICHE TECNICHE:

Struttura:
Cornice di massello di noce americano con un vano aperto per mixare gli articoli come ad esempio pouf.
Top:
Disponibile un'ampia scelta di marmi esclusivi, pelli e legni.

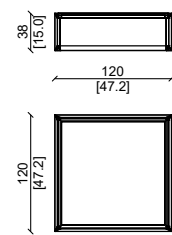
* Su richiesta questo prodotto può essere realizzato su misura

PRODUCT TECHNICAL SHEET:

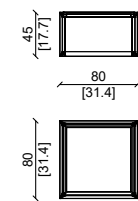
Structure:
Solid American walnut frame with an open compartment to mix items such as poufs.
Top:
A wide choice of exclusive marbles, leathers and woods is available.

* On request this product can be made to measure

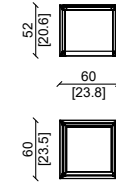
TAVOLINO- COFFEE TABLE



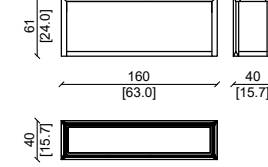
TAVOLINO- COFFEE TABLE



TAVOLINO- COFFEE TABLE



RETRO DIVANO - BACK SOFA



Struttura in noce americano top in invisible grey.
American walnut solid wood structure, invisible grey marble top.

NATHAN X

Design: Castello Lagravinese Studio

CARATTERISTICHE TECNICHE:

Struttura:
Cornice di massello di noce americano con un vano aperto per mixare gli articoli come ad esempio pouf.
Top:
Disponibile un'ampia scelta di marmi esclusivi, pelli e legni.

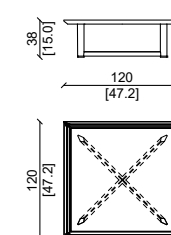
* Su richiesta questo prodotto può essere realizzato su misura

PRODUCT TECHNICAL SHEET:

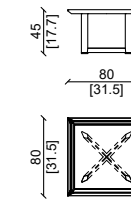
Structure:
Solid American walnut frame with an open compartment to mix items such as poufs.
Top:
A wide choice of exclusive marbles, leathers and woods is available.

* On request this product can be made to measure

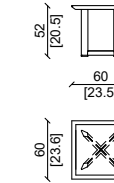
TAVOLINO- COFFEE TABLE



TAVOLINO- COFFEE TABLE



TAVOLINO- COFFEE TABLE



Struttura in noce americano top in invisible grey.
American walnut solid wood structure, invisible grey marble top.

OBJECT

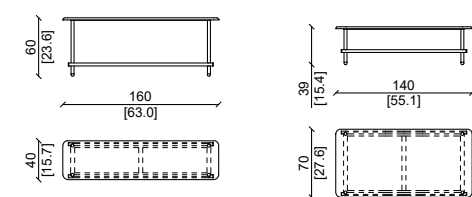
Design: Castello Lagravinese Studio

CARATTERISTICHE TECNICHE:

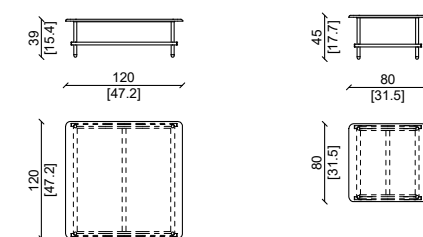
Struttura e base : in metallo , disponibile in varie finiture . Copri piedini dorati disponibili su richiesta .
Terminali in metallo disponibile in varie finiture.
Top : ampia scelta di marmi selezionati della gamma esclusiva Ulivi .

* Su richiesta questo prodotto può essere realizzato su misura

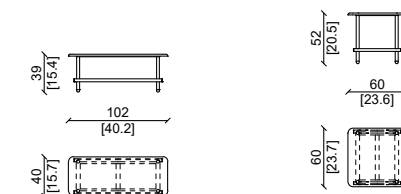
CONSOLLE BACK SOFA TAVOLINO- COFFEE TABLE



TAVOLINO- COFFEE TABLE TAVOLINO- COFFEE TABLE



TAVOLINO- COFFEE TABLE TAVOLINO- COFFEE TABLE



PRODUCT TECHNICAL SHEET:

Main structure and base : metal , available in different finish . Finishing gold feet caps available on demand.
End caps available in different kind of finish.
Top : wide selection of marbles from Ulivi exclusive range.

* On request this product can be made to measure



Struttura in black nickel, finali in ottone satinato, marmi calacatta verde e ombra di caravaggio.
Black nickel base, satin brass end caps, calacatta verde and ombra di caravaggio marble top.

FRASER

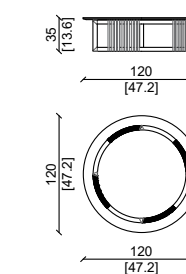
Design: Castello Lagravinese Studio

CARATTERISTICHE TECNICHE:

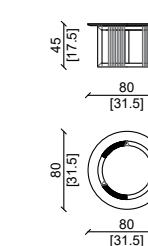
Struttura:
Struttura in legno massello , curvato , sagomato , disponibile in varie essenze , arricchita da strisce in cuoio applicate a mano.
Top:
Disponibile un'ampia scelta di marmi esclusivi , pelli e legni.

* Su richiesta questo prodotto può essere realizzato su misura

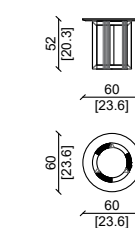
TAVOLINO / COFFEE TABLE



TAVOLINO / COFFEE TABLE



TAVOLINO / COFFEE TABLE



PRODUCT TECHNICAL SHEET:

Structure :
Solid wood , hand shaped round profiles , enriched by hand wrapped leather stripes.
Top :
A wide choice of selected exclusive marbles , leathers or woods.

* This item can be customized upon request



Struttura in noce americano scuro, top marmo invisible grey, pelle lotus testa di moro.
Dark american walnut structure, invisible grey marble, testa di moro leather.

VINCENT

Design: Castello Lagravinese Studio

CARATTERISTICHE TECNICHE:

Struttura e base :

Base a "v" in metallo nero opaco , gambe in ottone disponibili in varie finiture opache o lucide.

Top :

Ampia scelta di marmi selezionati della gamma esclusiva Ulivi.

* Su richiesta questo prodotto può essere realizzato su misura

PRODUCT TECHNICAL SHEET:

Main structure and base:

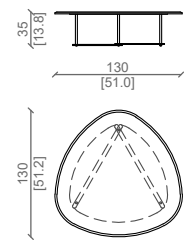
Frosted black metal "v" base and brass legs available in different finish , satin or glossy.

Top :

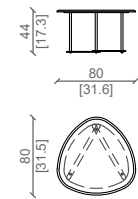
A wide selection of marbles from Ulivi exclusive range.

* This item can be customized upon request

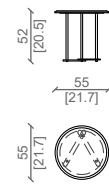
TAVOLINO / COFFEE TABLE



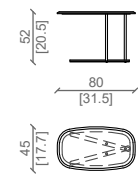
TAVOLINO / COFFEE TABLE



TAVOLINO / COFFEE TABLE



SERVETTO / SIDE TABLE



Struttura in metallo finitura oro, top in marmo sahara noir.
Metal finish bright gold base, sahara noir marble top.

ODETTE

Design: Andrea Pinori - Giorgio Balestri

CARATTERISTICHE TECNICHE:

Base:

Ottone satinato.

Top :

In legno , oppure marmi della gamma disponibile nei cataloghi Ulivi . Cornice in massello di noce Americano.

* Su richiesta questo prodotto può essere realizzato su misura

PRODUCT TECHNICAL SHEET:

Base:

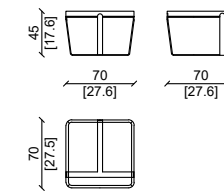
Brushed brass.

Top :

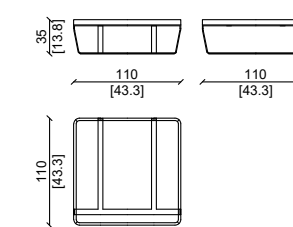
Wood , or marble from Ulivi catalogs range. Frame in solid American walnut.

* This item can be customized upon request

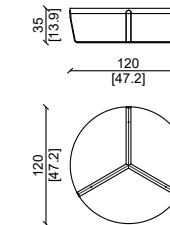
TAVOLINO / COFFEE TABLE



TAVOLINO / COFFEE TABLE



TAVOLINO / COFFEE TABLE



Top in calacatta gold, struttura in noce Americano, base in ottone satinato.
Calacatta gold marble top, American walnut frame, satin brass base.

Top in cappuccino onyx, struttura in noce Americano, base in ottone satinato.
Cappuccino onyx marble top, American walnut frame, satin brass base.



CLAIRE

Design: Castello Lagravinese Studio

TAVOLINI - COFFEE TABLES

CARATTERISTICHE TECNICHE:

Struttura:
Struttura metallica, arricchita da strisce in cuoio applicate a mano.
Top:
Disponibile un'ampia scelta di marmi esclusivi.
Finitura:
Parti metalliche: finitura matt a cera naturale.

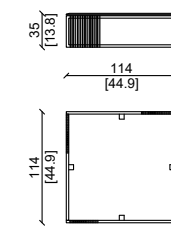
* Su richiesta questo prodotto può essere realizzato su misura

PRODUCT TECHNICAL SHEET:

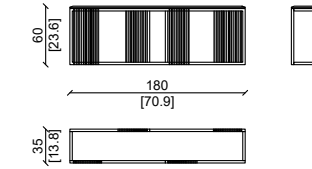
Structure:
Metal base, enriched by hand wrapped stripes of leather.
Top:
Available in a wide choice of exclusive marbles.
Finish:
Metal parts: natural wax matt finish.

* This item can be customized upon request

TAVOLINO / COFFEE TABLE



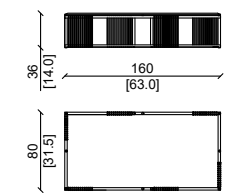
CONSOLLE BACK SOFA



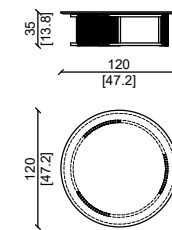
TAVOLINO / COFFEE TABLE



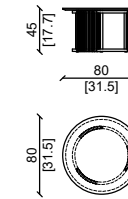
TAVOLINO / COFFEE TABLE



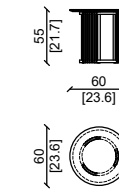
TAVOLINO / COFFEE TABLE



TAVOLINO / COFFEE TABLE



TAVOLINO / COFFEE TABLE



Top in ombra di caravaggio, struttura in ottone satinato, e strisce di pelle testa di moro.
Ombra di caravaggio marble top, satin brass structure, testa di moro leather strips.

ROXANE

Design: Castello Lagravinese Studio

CARATTERISTICHE TECNICHE:

Struttura:
Ottone , disponibile in diverse finiture.
Base:
Metallo , rivestito in pelle di alta qualità disponibile in diversi colori.
Top:
In marmo (vedi i marmi disponibili nella collezione vanity) ; in vetro , con finitura fumé o trasparente ; in pelle oppure in legno.

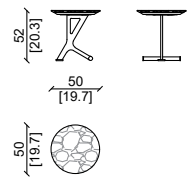
* Su richiesta questo prodotto può essere realizzato su misura

PRODUCT TECHNICAL SHEET:

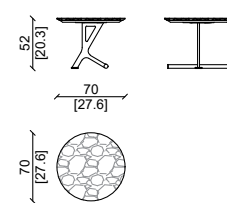
Structure:
Brass , available in different finish.
Base :
Metal , upholstered with high quality leather available in different colors.
Top :
Table top : in marble (see the official range of available marbles in vanity catalog) , or in glass , with bronze or transparent finish ; in wood ; in leather.

* This item can be customized upon request

TAVOLINO / COFFEE TABLE



TAVOLINO / COFFEE TABLE



Top in cappuccino onix, base in metallo finitura black nikel.
Cappuccino onyx top marmo, black nikel base.



Top in cappuccino onix, base in metallo finitura oro.
Cappuccino onyx top marble, gold base.

Top in calcite marmo, base in metallo finitura ottone satinato.
Calcite top marble, satin brass base.

SELINE

Design: Castello Lagravinese Studio

CARATTERISTICHE TECNICHE:

Struttura e base :
Massello di noce Americano con sostegno inferiore in ottone bronzato.
Top :
In vetro , oppure marmi della gamma disponibile nei cataloghi Ulivi .

* Su richiesta questo prodotto può essere realizzato su misura

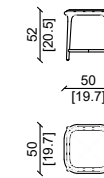
TAVOLINI - COFFEE TABLES

PRODUCT TECHNICAL SHEET:

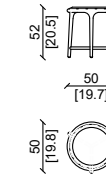
Main structure and base:
Solid American walnut , with lower brass support.
Top :
Glass , marble from Ulivi catalogs range.

* This item can be customized upon request

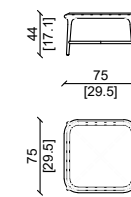
TAVOLINO / COFFEE TABLE



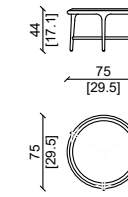
TAVOLINO / COFFEE TABLE



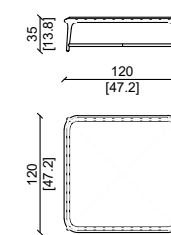
TAVOLINO / COFFEE TABLE



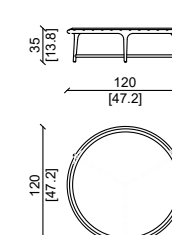
TAVOLINO / COFFEE TABLE



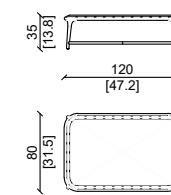
TAVOLINO / COFFEE TABLE



TAVOLINO / COFFEE TABLE



TAVOLINO / COFFEE TABLE



ADAM

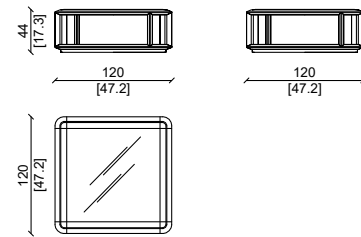
Design: Andrea Pinori - Giorgio Balestri

CARATTERISTICHE TECNICHE:

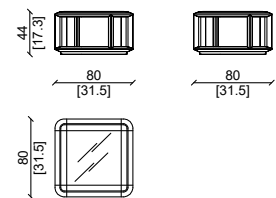
Struttura :
Massello di noce Americano.
Base :
Massello di noce Americano rivestito in pelle di alta qualità ,
disponibile in diversi colori.
Top :
In vetro.

* Su richiesta questo prodotto può essere realizzato su misura

TAVOLINO / COFFEE TABLE



TAVOLINO / COFFEE TABLE



Tavolini con marmo invisibile gray e black cosmic, struttura in noce americano .
Top in invisibile grey and black cosmic marble, american walnut structure.

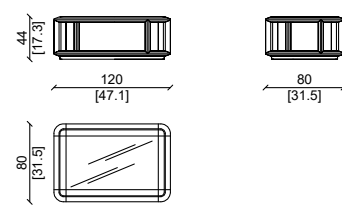
TAVOLINI - COFFEE TABLES

PRODUCT TECHNICAL SHEET:

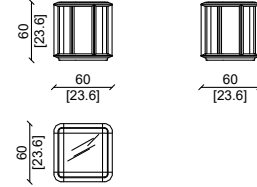
Main structure :
Solid American walnut.
Base :
Solid American walnut upholstered in high quality leather
available in different colors.
Top : glass.

* This item can be customized upon request

TAVOLINO / COFFEE TABLE



TAVOLINO / COFFEE TABLE



STONE

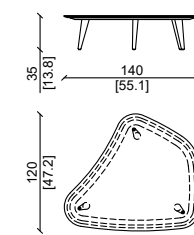
Design: Castello Lagravinese Studio

CARATTERISTICHE TECNICHE:

Struttura e base :
Massello di noce Americano , disponibili in altezze diverse.
Top :
In legno massello , oppure marmi della gamma disponibile
nei cataloghi Ulivi .

* Su richiesta questo prodotto può essere realizzato su misura

TAVOLINO GRANDE / BIG COFFEE TABLE



Top in ombra di caravaggio, gambe in noce Americano.
Marble top: ombra di caravaggio; legs: American walnut.

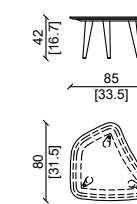
TAVOLINI - COFFEE TABLES

PRODUCT TECHNICAL SHEET:

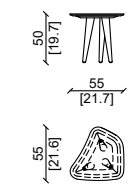
Legs :
Solid American walnut , available in different heights.
Top :
Solid wood , or marbles from Ulivi catalogs range.

* This item can be customized upon request

TAVOLINO MEDIO / MEDIUM COFFEE TABLE



TAVOLINO PICCOLO / LITTLE COFFEE TABLE



Top in noce Americano, gambe in noce Americano.
Top: American walnut; legs: American walnut.

Top in cappuccino onyx, gambe in noce Americano.
Marble top: Cappuccino onyx; legs: American walnut.

HOWARD LUXURY

Design: Andrea Pinori - Giorgio Balestri

TAVOLINI - COFFEE TABLES

CARATTERISTICHE TECNICHE:

Struttura e base :
 Massello di noce Americano , oppure rivestite in pelle di alta qualità , disponibile in diversi colori.
 Top :
 In multistrato con rivestimento in pelle , oppure impiallacciato in ebano o in noce Americano.

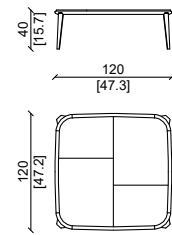
* Su richiesta questo prodotto può essere realizzato su misura

PRODUCT TECHNICAL SHEET:

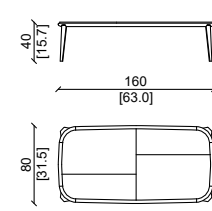
Main structure and base :
 Solid American walnut , or upholstered in high quality leather available in different colors ;
 Top :
 fir plywood , upholstered in leather , or veneered in ebony or walnut.

* This item can be customized upon request

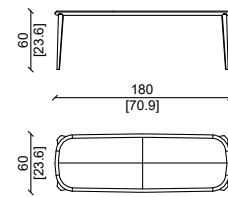
TAVOLINO / COFFEE TABLE



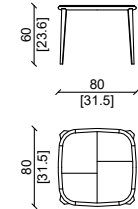
TAVOLINO / COFFEE TABLE



CONSOLLE BACK SOFA



TAVOLINO / COFFEE TABLE



Gambe in noce Americano, top in kashmir dadar.
 American walnut legs, kashmir dadar leather top.

BISTEN

Design: Andrea Pinori - Giorgio Balestri

TAVOLINI - COFFEE TABLES

CARATTERISTICHE TECNICHE:

Struttura e base :
 Massello di noce Americano.
 Top :
 In vetro , oppure rivestimento in pelle di alta qualità , disponibile in diversi colori , oppure marmi della gamma disponibile nei cataloghi Ulivi.

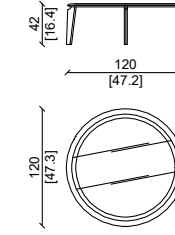
* Su richiesta questo prodotto può essere realizzato su misura

PRODUCT TECHNICAL SHEET:

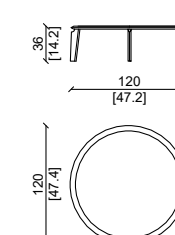
Main structure and base :
 Solid American walnut.
 Top :
 glass , high quality leather available in different colors ; one type of marble from Ulivi catalogs range.

* This item can be customized upon request

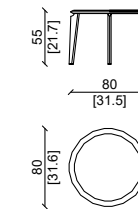
TAVOLINO / COFFEE TABLE



TAVOLINO / COFFEE TABLE



TAVOLINO / COFFEE TABLE



Struttura in noce Americano, top in invisible grey.
 American walnut structure, invisible grey marble.

Struttura in noce Americano, top in vetro bronzato.
 American walnut structure, bronze glass top.

PARK

Design: Vegni Design

CARATTERISTICHE TECNICHE:

Struttura e base :
 Massello di noce Americano .
 Top :
 In multistrato impiallacciato in noce Americano.
 Versione Standard:
 Struttura in noce Americano.
 Versione Luxury:
 Struttura in noce Americano con bordo in pelle del piano.

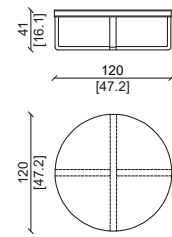
* Su richiesta questo prodotto può essere realizzato su misura

TAVOLINI - COFFEE TABLES

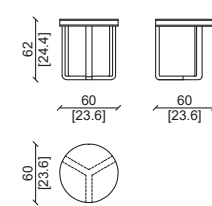
PRODUCT TECHNICAL SHEET:

Main structure and base :
 Solid American walnut.
 Top :
 In fir plywood veneered in American walnut.
 Edges covered with high quality leather available in different colors.
 Standard Version:
 American walnut structure.
 Luxury Version:
 American walnut structure with edge of the top in leather.
 * This item can be customized upon request

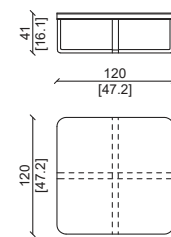
TAVOLINO / COFFEE TABLE



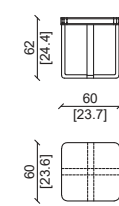
TAVOLINO / COFFEE TABLE



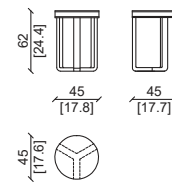
TAVOLINO / COFFEE TABLE



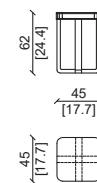
TAVOLINO / COFFEE TABLE



TAVOLINO / COFFEE TABLE



TAVOLINO / COFFEE TABLE



THEO

Design: Vegni Design

CARATTERISTICHE TECNICHE:

Struttura e base :
 Massello di noce Americano
 Top :
 In multistrato impiallacciato in noce Americano.
 Bordo in noce Americano.

* Su richiesta questo prodotto può essere realizzato su misura

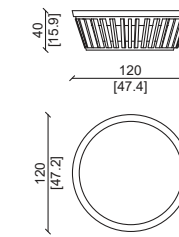
TAVOLINI - COFFEE TABLES

PRODUCT TECHNICAL SHEET:


Structure:
 Solid American walnut.
 Top :
 Table top available in American walnut .

* This item can be customized upon request

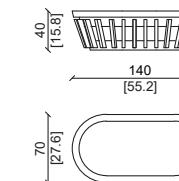
TAVOLINO / COFFEE TABLE



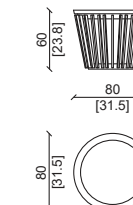
TAVOLINO / COFFEE TABLE



TAVOLINO / COFFEE TABLE



TAVOLINO / COFFEE TABLE



Struttura in noce Americano, pelle in tuscany creta.
 American walnut structure, tuscany creta leather.



Struttura in noce Americano.
 American walnut structure.

LETTI - BEDS

indice fotografico - photo summary

EU & US Sizes



CLAY



AMELIE



AMELIE FLAT



ANGELINA



BARNABY



BEVERLY



CESAR



CHANEL



DOMITILLE



ELODIE



ELODIE FLAT



LOWELL



MASTER LET



MASTER



MOLLIE



OMER



YES



VICTORY



VINNIE

LETTI - BED

CLAY.....	398	BEVERLY LARGE.....	410	CESAR LARGE.....	422	MASTER LET.....	432
VINNIE XL.....	402	BEVERLY.....	412	CHANEL.....	424	MOLLIE.....	433
VINNIE L.....	403	YES.....	414	OMER.....	426	VICTORY.....	434
ELODIE.....	404	BARNABY.....	416	ANGELINA.....	429		
ELODIE FLAT.....	406	AMELIE.....	418	LOWELL.....	430		
DOMITILLE.....	408	AMELIE FLAT.....	420	MASTER.....	431		

PANCHE - BENCHES

indice fotografico - photo summary



LORINDA



AMELIE



ANITA



DESIRE



ELODIE



GASTON



INES



KMB



LOVE



MAISON



OBJECT DELUXE



OMER



WORLD

PANCHE - BENCHES

LORINDA.....	436	WORLD.....	438	ANITA.....	441	KMB.....	443
LORINDA LUXURY.....	436	OBJECT.....	441	MAISON.....	443	LOVE.....	443
GASTON.....	437	DESIRÉ.....	440	INES.....	442		
ELODIE.....	438	OMER.....	440	AMELIE.....	442		

CLAY

Design: Castello Lagravinese Studio

LETTI E PANCHE BED AND BENCHES

CARATTERISTICHE TECNICHE:

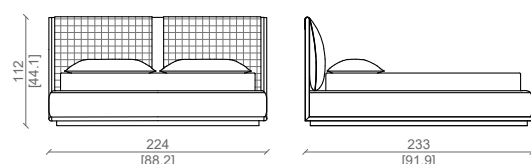
Testata: realizzata in multistrato e cornice di massello di noce americano rivestito in pelle o tessuto.
 Imbottitura dei cuscini: in schiuma poliuretana con densità differenziata per assicurare il massimo comfort.
 Rivestimento cuscini: realizzato a mano con la treccia di Ulivi Salotti, disponibile interamente in pelle o in tessuto, o un mix dei due materiali.
 Pediera: imbottita e rivestita con pelli o tessuti della gamma di Ulivi Salotti.
 Base in massello di noce americano rivestita in pelle o tessuto.

PRODUCT TECHNICAL SHEET:

Headboard: constructed in multilayer wood with a solid American walnut frame, upholstered in leather or fabric.
 Cushion padding: polyurethane foam with differentiated densities to ensure maximum comfort.
 Cushion upholstery: handcrafted using the Ulivi Salotti braid, available fully in leather or fabric, or a combination of the two materials.
 Footboard: padded and upholstered in leather or fabrics from the Ulivi Salotti collection.
 Base: solid American walnut, covered in leather or fabric.

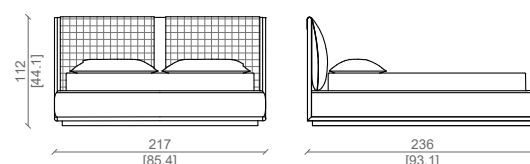
LETTO SUPER KING SIZE / SUPER KING SIZE BED

SLATTED BASE 200X200 CM



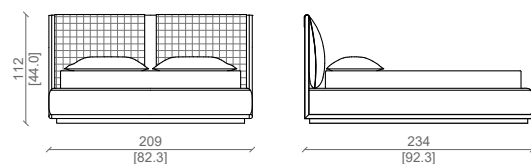
LETTO SUPER KING SIZE / SUPER KING SIZE BED

SLATTED BASE 193X203 CM



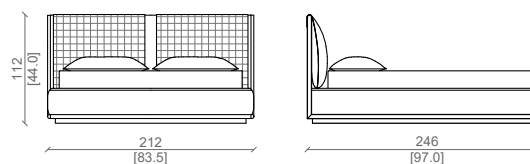
LETTO KING SIZE / KING SIZE BED

SLATTED BASE 180X200 CM



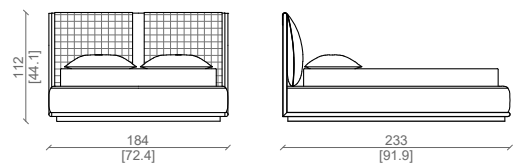
LETTO KING SIZE / KING SIZE BED

SLATTED BASE 183X213 CM



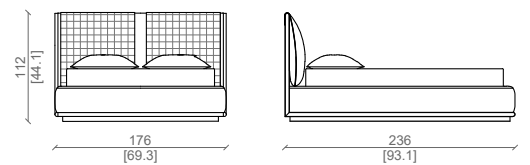
LETTO QUEEN SIZE / QUEEN SIZE BED

SLATTED BASE 160X200 CM



LETTO QUEEN SIZE / QUEEN SIZE BED

SLATTED BASE 152X203 CM



Cuscini con treccia di tessuto barbaricina bianco seta e grasse sabbia, pediera in barbaricina bianco sabbia e cornice di noce americano.
 Cushions with braid in barbaricina fabric in bianco seta and grasse sabbia, footboard in barbaricina bianco sabbia and American walnut frame.



CLAY

Design: Castello Lagravinese Studio

LETTI E PANCHE
BED AND BENCHES

CARATTERISTICHE TECNICHE:

Testata: realizzata in multistrato e cornice di massello di noce americano rivestito in pelle o tessuto.

Imbottitura dei cuscini: in schiuma poliuretana con densità differenziata per assicurare il massimo comfort.

Rivestimento cuscini: realizzato a mano con la treccia di Ulivi Salotti, disponibile interamente in pelle o in tessuto, o un mix dei due materiali.

Pediera: imbottita e rivestita con pelli o tessuti della gamma di Ulivi Salotti.

Base in massello di noce americano rivestita in pelle o tessuto.

PRODUCT TECHNICAL SHEET:

Headboard: constructed in multilayer wood with a solid American walnut frame, upholstered in leather or fabric.

Cushion padding: polyurethane foam with differentiated densities to ensure maximum comfort.

Cushion upholstery: handcrafted using the Ulivi Salotti braid, available fully in leather or fabric, or a combination of both materials.

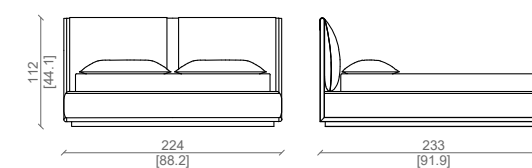
Footboard: padded and upholstered in leather or fabrics from the Ulivi Salotti collection.

Base: solid american walnut, covered in leather or fabric.



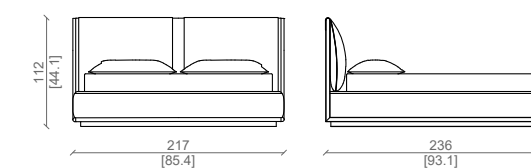
LETTO SUPER KING SIZE / SUPER KING SIZE BED

SLATTED BASE 200X200 CM



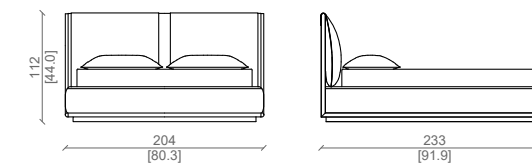
LETTO SUPER KING SIZE / SUPER KING SIZE BED

SLATTED BASE 193X203 CM



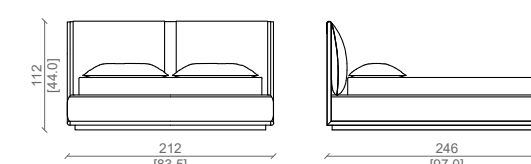
LETTO KING SIZE / KING SIZE BED

SLATTED BASE 180X200 CM



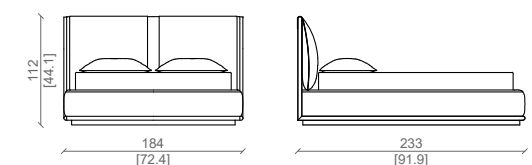
LETTO KING SIZE / KING SIZE BED

SLATTED BASE 183X213 CM



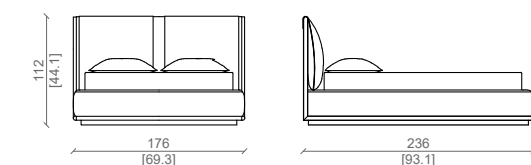
LETTO QUEEN SIZE / QUEEN SIZE BED

SLATTED BASE 160X200 CM



LETTO QUEEN SIZE / QUEEN SIZE BED

SLATTED BASE 152X203 CM



Cuscini testata di tessuto barbaricina bianco seta e grasse sabbia, pediera in barbaricina bianco sabbia e cornice di noce americano. Cushions in barbaricina fabric in bianco seta and grasse sabbia, footboard in barbaricina bianco sabbia and American walnut frame.

VINNIE XL

Design: Castello Lagravinese Studio

LETTI E PANCHE
BED AND BENCHES

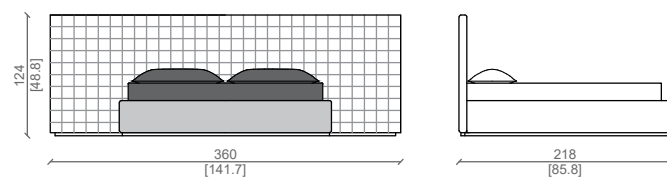
CARATTERISTICHE TECNICHE:

Struttura interna:
Massello di abete.
Imbottitura:
Testata e giroletto: poliuretano espanso in varie densità.
Rivestimento:
Testata e giroletto: Realizzata con pelli o tessuti intrecciati di alta qualità disponibili in varie categorie.
é possibile creare un mix di treccia con tessuto e piping in pelle, oppure in pelle con piping in tessuto.

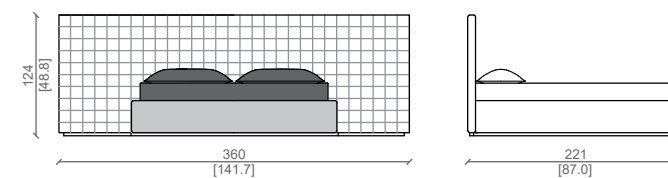
PRODUCT TECHNICAL SHEET:

Internal structure:
Solid fir.
Padding:
Headboard and bed frame: polyurethane foam in various densities.
Coating:
Headboard and bed frame: Made with high quality leather or woven fabrics available in various categories.
it is possible to create a mix of braid with fabric and leather piping, or leather with fabric piping.

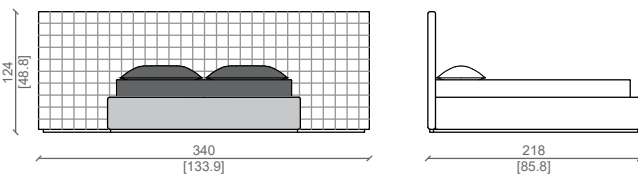
LETTO SUPER KING SIZE / SUPER KING SIZE BED SLATTED BASE 200X200 CM



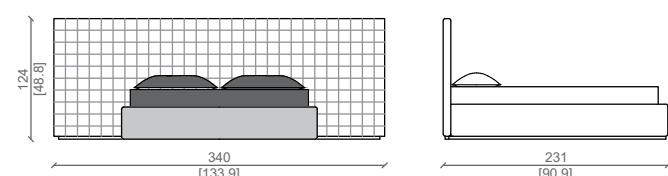
LETTO KING SIZE / KING SIZE BED SLATTED BASE 193X203 CM



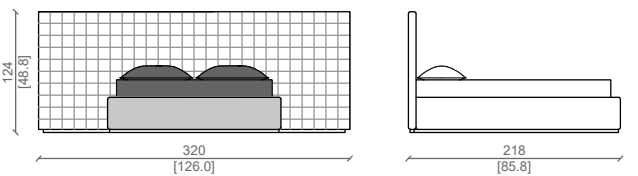
LETTO KING SIZE / KING SIZE BED SLATTED BASE 180X200 CM



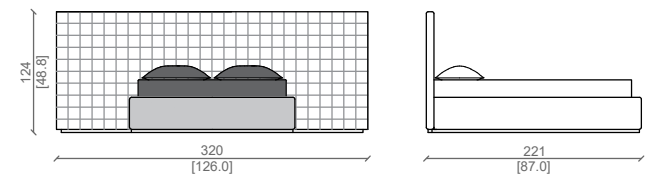
LETTO CALIFORNIA SIZE / CALIFORNIA SIZE BED SLATTED BASE 183X213 CM



LETTO QUEEN SIZE / QUEEN SIZE BED SLATTED BASE 160X200 CM



LETTO QUEEN SIZE / QUEEN SIZE BED SLATTED BASE 152X203 CM



Letto in valdarno Gersole e plume carrara.
Valdarno Gersole fabric and plume carrara leather.

VINNIE L

Design: Castello Lagravinese Studio

LETTI E PANCHE
BED AND BENCHES

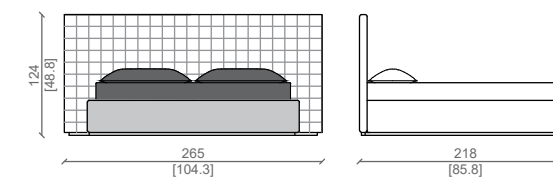
CARATTERISTICHE TECNICHE:

Struttura interna:
Massello di abete.
Imbottitura:
Testata e giroletto: poliuretano espanso in varie densità.
Rivestimento:
Testata e giroletto: Realizzata con pelli o tessuti intrecciati di alta qualità disponibili in varie categorie.
é possibile creare un mix di treccia con tessuto e piping in pelle, oppure in pelle con piping in tessuto.

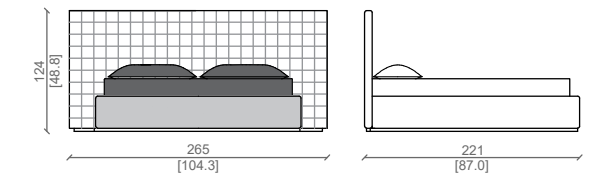
PRODUCT TECHNICAL SHEET:

Internal structure:
Solid fir.
Padding:
Headboard and bed frame: polyurethane foam in various densities.
Coating:
Headboard and bed frame: Made with high quality leather or woven fabrics available in various categories.
it is possible to create a mix of braid with fabric and leather piping, or leather with fabric piping.

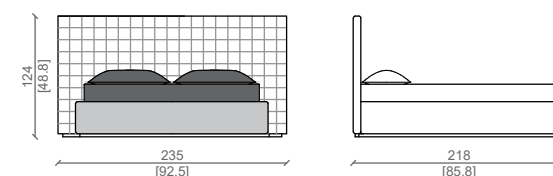
LETTO SUPER KING SIZE / SUPER KING SIZE BED SLATTED BASE 200X200 CM



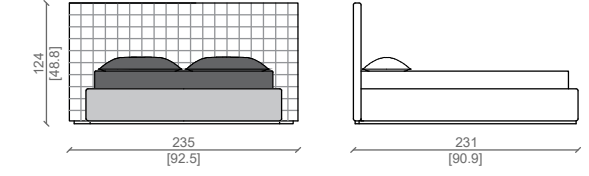
LETTO KING SIZE / KING SIZE BED SLATTED BASE 193X203 CM



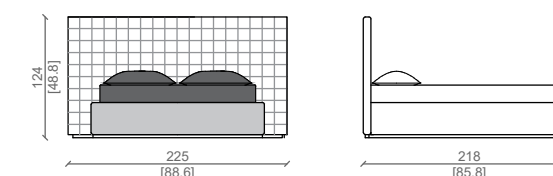
LETTO KING SIZE / KING SIZE BED SLATTED BASE 180X200 CM



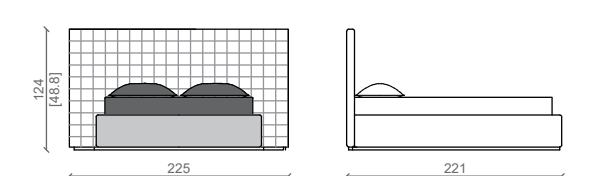
LETTO CALIFORNIA SIZE / CALIFORNIA SIZE BED SLATTED BASE 183X213 CM



LETTO QUEEN SIZE / QUEEN SIZE BED SLATTED BASE 160X200 CM



LETTO QUEEN SIZE / QUEEN SIZE BED SLATTED BASE 152X203 CM



Letto in valdarno Gersole e plume carrara.
Valdarno Gersole fabric and plume carrara leather.

ELODIE

Design: Castello Lagravinese Studio

LETTI E PANCHE
BED AND BENCHES

LETTI E PANCHE
BED AND BENCHES

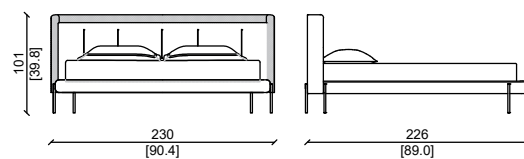
CARATTERISTICHE TECNICHE:

Struttura interna:
Multistrato di abete.
Imbottitura : Testata e giroletto : poliuretano espanso in varie densità.
Rivestimento : Testata rivestita con pelle esclusiva, nella parte superiore in treccia fatta a mano disponibili in varie categorie.
Giroletto : pelli o tessuti di alta qualità disponibili in varie categorie.
Gambe in metallo disponibili in diverse finiture di Ulivi Salotti.

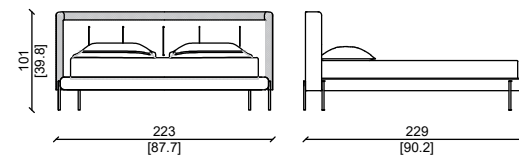
PRODUCT TECHNICAL SHEET:

Internal structure: Spruce plywood.
Padding : Headboard and bed frame: polyurethane foam in various densities.
Coating : Headboard upholstered in exclusive leather, in the upper part in handmade braid available in various categories.
Bed frame: high quality leathers or fabrics available in various categories.
Metal legs available in different finishes by Ulivi Salotti.

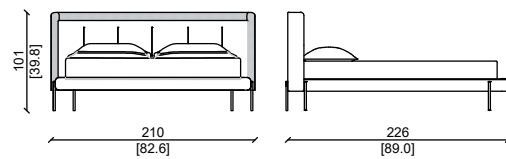
LETTO SUPER KING SIZE / SUPER KING SIZE BED SLATTED BASE 200X200 CM



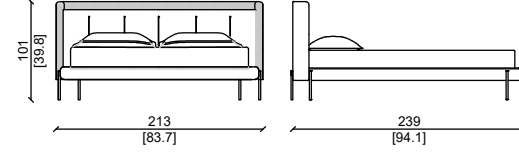
LETTO KING SIZE / KING SIZE BED SLATTED BASE 193X203 CM



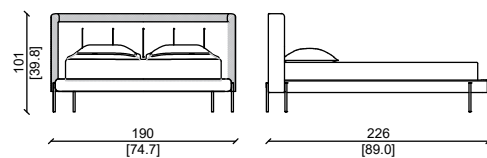
LETTO KING SIZE / KING SIZE BED SLATTED BASE 180X200 CM



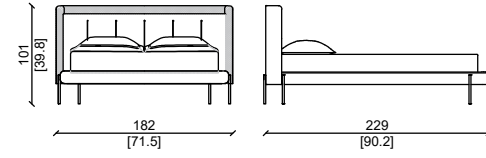
LETTO CALIFORNIA SIZE / CALIFORNIA SIZE BED SLATTED BASE 183X213 CM



LETTO QUEEN SIZE / QUEEN SIZE BED SLATTED BASE 160X200 CM



LETTO QUEEN SIZE / QUEEN SIZE BED SLATTED BASE 152X203 CM



Pediera e testata in grasse ottanio, Cuscino di testata plume carrara.
Headboard and frame in grasse ottanio leather, headboard cushion in plume carrara.



Pediera e testata in grasse ottanio, Cuscino di testata plume carrara.
Headboard and frame in grasse ottanio leather, headboard cushion in plume carrara.



ELODIE FLAT

Design: Castello Lagravinese Studio

LETTI E PANCHE
BED AND BENCHES

CARATTERISTICHE TECNICHE:

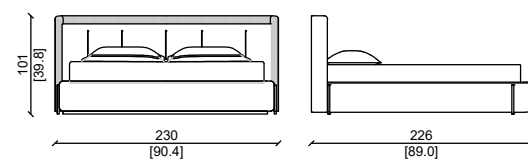
Struttura interna:
Multistrato di abete.
Imbottitura : Testata e giroletto : poliuretano espanso in varie densità.
Rivestimento : Testata rivestita con pelle esclusiva, nella parte superiore in treccia fatta a mano disponibili in varie categorie.
Giroletto : pelli o tessuti di alta qualità disponibili in varie categorie.
Gambe in metallo disponibili in diverse finiture di Ulivi Salotti.

PRODUCT TECHNICAL SHEET:

Internal structure: fir plywood.
Padding : Headboard and bed frame: polyurethane foam in various densities.
Coating : Headboard upholstered in exclusive leather, in the upper part in handmade braid available in various categories.
Bed frame: high quality leathers or fabrics available in various categories.
Metal legs available in different finishes by Ulivi Salotti.

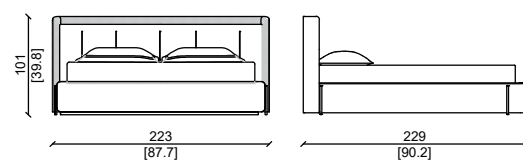
LETTO SUPER KING SIZE / SUPER KING SIZE BED

SLATTED BASE 200X200 CM



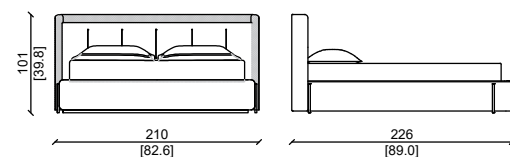
LETTO KING SIZE / KING SIZE BED

SLATTED BASE 193X203 CM



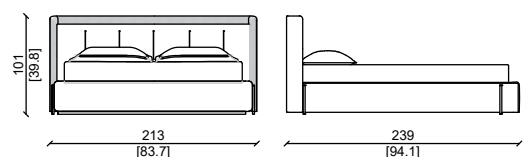
LETTO KING SIZE / KING SIZE BED

SLATTED BASE 180X200 CM



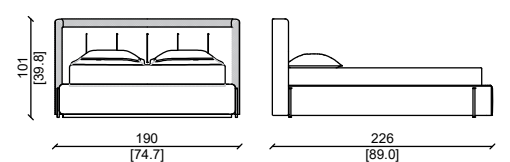
LETTO CALIFORNIA SIZE / CALIFORNIA SIZE BED

SLATTED BASE 183X213 CM



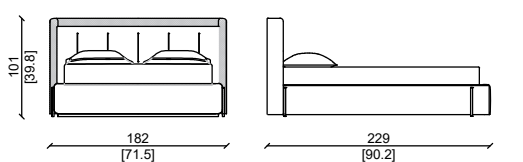
LETTO QUEEN SIZE / QUEEN SIZE BED

SLATTED BASE 160X200 CM



LETTO QUEEN SIZE / QUEEN SIZE BED

SLATTED BASE 152X203 CM



Pediera e testata in plume malva, Cuscino di testata plume carrara.
Headboard and frame in plume malva leather, headboard cushion in plume carrara.



DOMITELLE

Design: Castello Lagravinese Studio

LETTI E PANCHE
BED AND BENCHES

LETTI E PANCHE
BED AND BENCHES

CARATTERISTICHE TECNICHE:

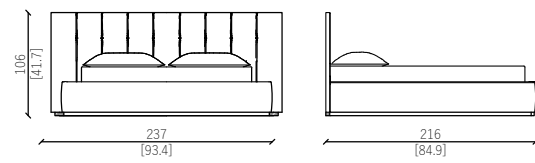
Struttura interna: Massello di abete. Imbottitura :Testata e giroletto : poliuretano espanso in varie densità. Rivestimento : Testata e giroletto : pelli o tessuti di alta qualità disponibili in varie categorie.
Piedini : finitura ottone satinato .

PRODUCT TECHNICAL SHEET:

Internal structure: Solid fir. Padding: Headboard and bed frame: polyurethane foam in various densities. Coating: Headboard and bed frame: high quality leathers or fabrics available in various categories.
Feet: satin brass finish.

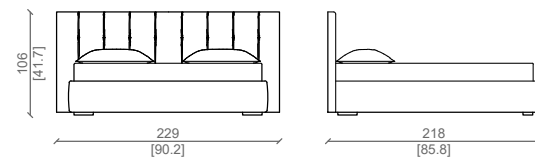
LETTO SUPER KING SIZE / SUPER KING SIZE BED

SLATTED BASE 200X200 CM



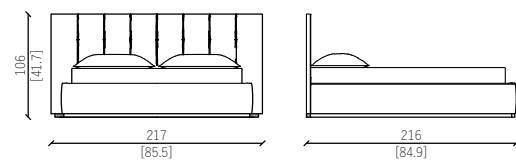
LETTO KING SIZE / KING SIZE BED

SLATTED BASE 193X203 CM



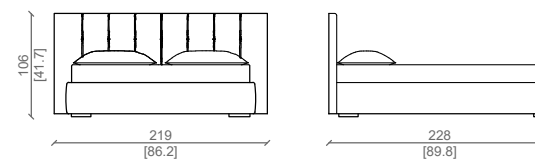
LETTO KING SIZE / KING SIZE BED

SLATTED BASE 180X200 CM



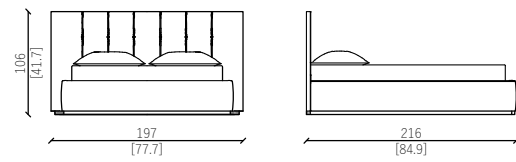
LETTO CALIFORNIA SIZE / CALIFORNIA SIZE BED

SLATTED BASE 183X213 CM



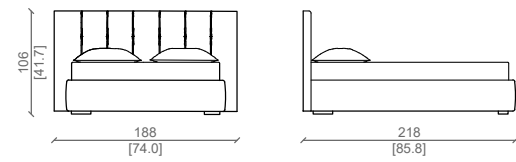
LETTO QUEEN SIZE / QUEEN SIZE BED

SLATTED BASE 160X200 CM



LETTO QUEEN SIZE / QUEEN SIZE BED

SLATTED BASE 152X203 CM



Pediera e testata in grasse sabbia.
Headboard and frame in grasse sabbia leather.



Pediera e testata in grasse sabbia.
Headboard and frame in grasse sabbia leather.



BEVERLY LARGE

Design: Castello Lagravinese Studio

LETTI E PANCHE
BED AND BENCHES

LETTI E PANCHE
BED AND BENCHES

CARATTERISTICHE TECNICHE:

Struttura interna: Massello di abete. Imbottitura :Testata e giroletto : poliuretano espanso in varie densità. Rivestimento : Testata e giroletto : pelli o tessuti di alta qualità disponibili in varie categorie con inserti di pannelli di noce americano. Base in massello di noce Americano a sezione triangolare . Due disponibili versioni, con comodino con top e frontalino in pelle, oppure la versione non luxury , senza i comodini.

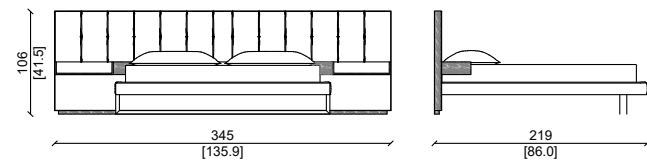
PRODUCT TECHNICAL SHEET:

Internal structure: Solid fir. Padding: Headboard and bed frame: polyurethane foam in various densities. Coating: Headboard and bed frame: high quality leathers or fabrics available in various categories with inserts in American walnut panels. Base in solid American walnut with triangular section. Two versions available, with bedside table with leather top and front, or the non-luxury version, without bedside tables.

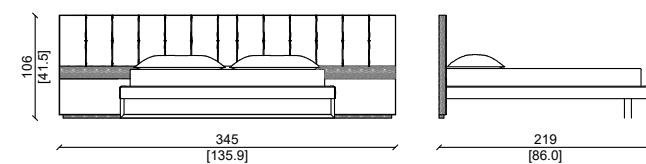
BEVERLY LARGE CON CASSETTI - WITH DRAWERS

BEVERLY LARGE SENZA CASSETTI - WITHOUT DRAWERS

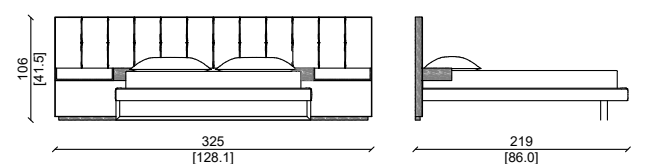
LETTO SUPER KING SIZE / SUPER KING SIZE MATTRESS 200X200 CM



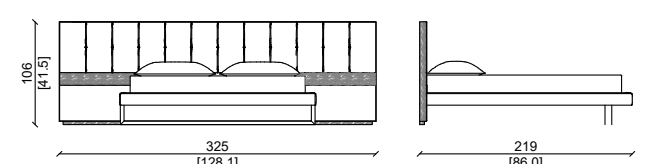
LETTO SUPER KING SIZE / SUPER KING SIZE MATTRESS 200X200 CM



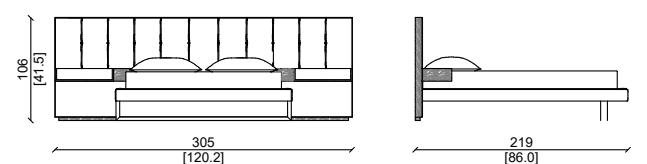
LETTO KING SIZE / KING SIZE BED MATTRESS 180X200 CM



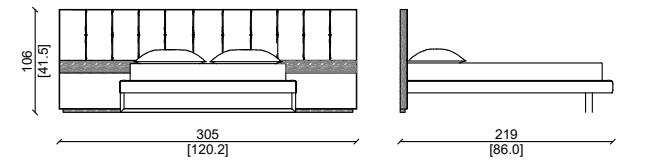
LETTO KING SIZE / KING SIZE BED MATTRESS 180X200 CM



LETTO QUEEN SIZE / QUEEN SIZE BED MATTRESS 160X200 CM



LETTO QUEEN SIZE / QUEEN SIZE BED MATTRESS 160X200 CM

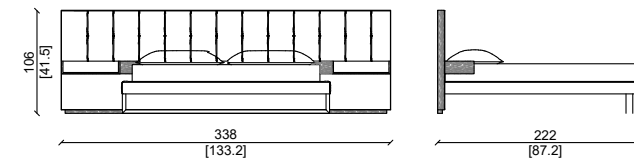


BEVERLY LARGE CON CASSETTI - WITH DRAWERS

BEVERLY LARGE SENZA CASSETTI - WITHOUT DRAWERS

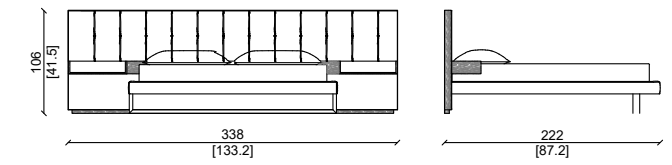
LETTO KING SIZE / KING SIZE BED

SLATTED BASE 193X203 CM



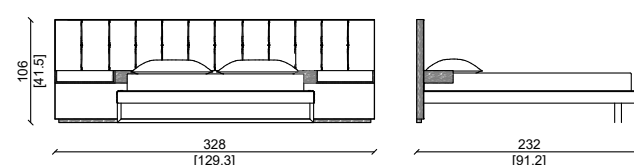
LETTO KING SIZE / KING SIZE BED

SLATTED BASE 193X203 CM



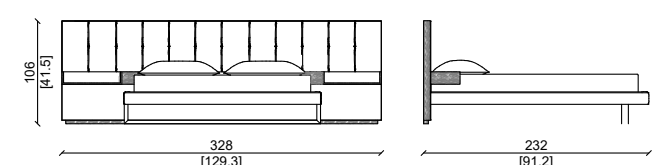
LETTO CALIFORNIA SIZE / CALIFORNIA SIZE BED

SLATTED BASE 183X213 CM



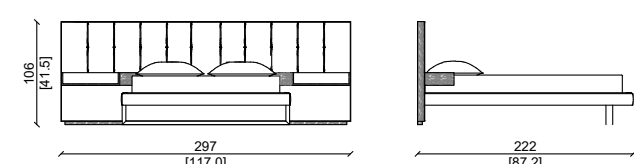
LETTO CALIFORNIA SIZE / CALIFORNIA SIZE BED

SLATTED BASE 183X213 CM



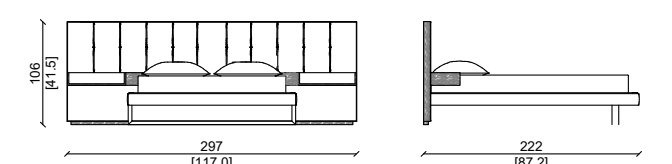
LETTO QUEEN SIZE / QUEEN SIZE BED

SLATTED BASE 152X203 CM



LETTO QUEEN SIZE / QUEEN SIZE BED

SLATTED BASE 152X203 CM



Pelle plume sabbia, noce americano tabacco.
Plume sabbia leather, american walnut tabacco finish



Pelle plume sabbia, noce americano tabacco.
Plume sabbia leather, american walnut tabacco finish

BEVERLY

Design: Castello Lagravinese Studio

LETTI E PANCHE BED AND BENCHES

CARATTERISTICHE TECNICHE:

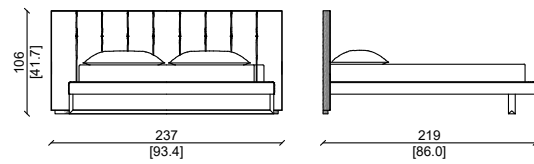
Struttura interna: Massello di abete. Imbottitura :Testata e giroletto : poliuretano espanso in varie densità. Rivestimento : Testata e giroletto : pelli o tessuti di alta qualità disponibili in varie categorie con inserti di pannelli di noce americano. Piedini : Base in massello di noce Americano a sezione triangolare .

PRODUCT TECHNICAL SHEET:

Internal structure: Solid fir. Padding: Headboard and bed frame: polyurethane foam in various densities. Coating: Headboard and bed frame: high quality leathers or fabrics available in various categories with inserts in American walnut panels. Feet: Base in solid American walnut with triangular section.

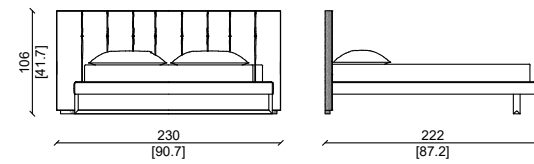
LETTO SUPER KING SIZE / SUPER KING SIZE BED

SLATTED BASE 200X200 CM



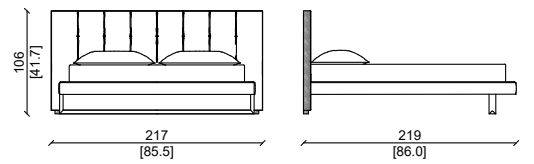
LETTO KING SIZE / KING SIZE BED

SLATTED BASE 193X203 CM



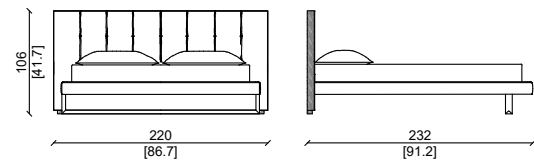
LETTO KING SIZE / KING SIZE BED

SLATTED BASE 180X200 CM



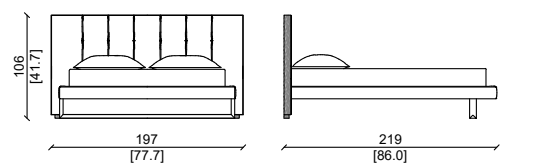
LETTO CALIFORNIA SIZE / CALIFORNIA SIZE BED

SLATTED BASE 183X213 CM



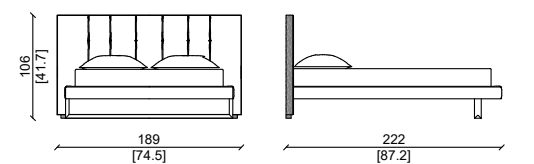
LETTO QUEEN SIZE / QUEEN SIZE BED

SLATTED BASE 160X200 CM



LETTO QUEEN SIZE / QUEEN SIZE BED

SLATTED BASE 152X203 CM



Pelle plume sabbia, noce americano tabacco.
Plume sabbia leather, american walnut tabacco finish



YES

Design: Castello Lagravinese Studio

LETTI E PANCHE BED AND BENCHES

CARATTERISTICHE TECNICHE:

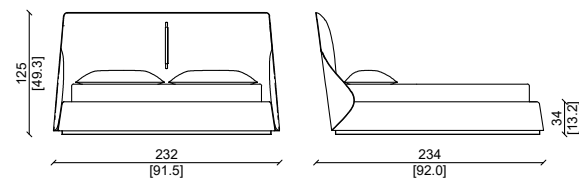
Struttura interna : multistrato di abete.
 Imbottitura : schiuma poliuretanic in varie densità.
 Rivestimento : pelli o tessuti di alta qualità della gamma esclusiva Ulivi Salotti, disponibili in diverse categorie.. Barra decorativa centrale in metallo rivestito con pelle intrecciata a mano .
 Terminali barra: in metallo disponibile in varie finiture.
 Base : 4 h. cm. , finitura legno o metallo

PRODUCT TECHNICAL SHEET:

Internal structure : Fir plywood.
 Padding : polyurethane foam in different density.
 Upholstery : high quality leathers or fabrics from Ulivi Salotti exclusive range , available in different categories. Central vertical decorative bar in metal with hand braid.
 Bar end caps available in different kind of finish.
 Base : 4 h. cm. , wood or metal finish .

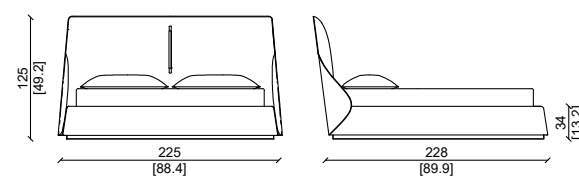
LETTO SUPER KING SIZE / SUPER KING SIZE BED

SLATTED BASE 200X200 CM



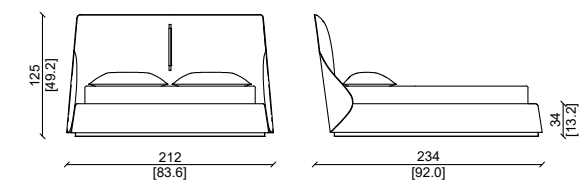
LETTO KING SIZE / KING SIZE BED

SLATTED BASE 193X203 CM



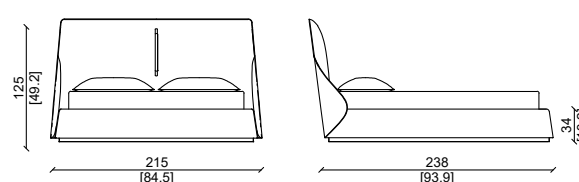
LETTO KING SIZE / KING SIZE BED

SLATTED BASE 180X200 CM



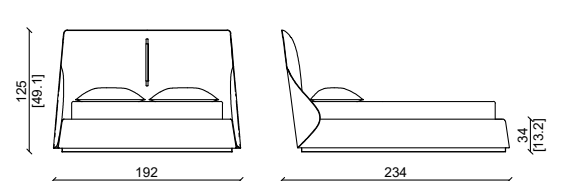
LETTO CALIFORNIA SIZE / CALIFORNIA SIZE BED

SLATTED BASE 183X213 CM



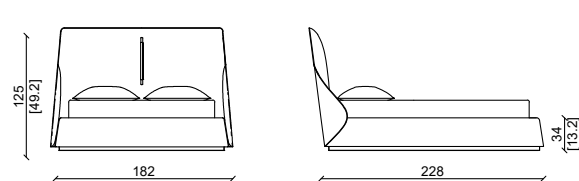
LETTO QUEEN SIZE / QUEEN SIZE BED

SLATTED BASE 160X200 CM



LETTO QUEEN SIZE / QUEEN SIZE BED

SLATTED BASE 152X203 CM



Pelle in plume malva .
 Pluma malva leather.



BARNABY

Design: Castello Lagravinese Studio

LETTI E PANCHE BED AND BENCHES

CARATTERISTICHE TECNICHE:

Struttura interna : in metallo , con inserti in legno massello.
 Imbottitura dei cuscini : Realizzata a mano con la treccia 20x20mm di Ulivi Salotti , Piuma d'oca naturale sterilizzata, e schiuma poliuretanicca con densità differenziata per assicurare il massimo comfort.

Rivestimento : Pelli o tessuti di alta qualità della gamma esclusiva Ulivi Salotti , disponibili in varie categorie.

Terminali in metallo disponibile in varie finiture.

Disponibile la versione non intrecciata nel cuscino dello schienale.

PRODUCT TECHNICAL SHEET:

Main structure : metal with solid wood inserts.

Padding of sitting cushions : Hand braid cushion 20x20mm , natural , sterilized goose feathers , polyurethane foam with different density to ensure the maximum comfort.

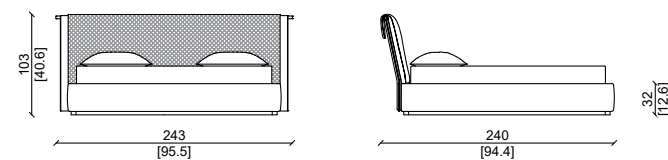
Upholstery : High quality leathers or fabrics from Ulivi Salotti exclusive range , available in different categories.

End caps available in different kind of finish.

Not braid headboard cushion available.

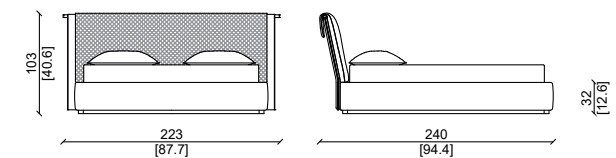
CON TRECCIA - WITH BRAID

LETTO SUPER KING SIZE / SUPER KING SIZE BED MATTRESS 200 CM



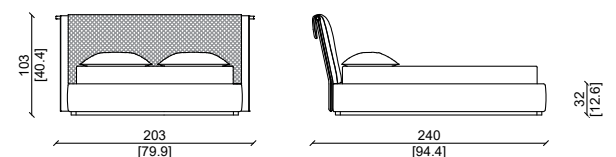
LETTO KING SIZE / KING SIZE BED

MATTRESS 180 CM



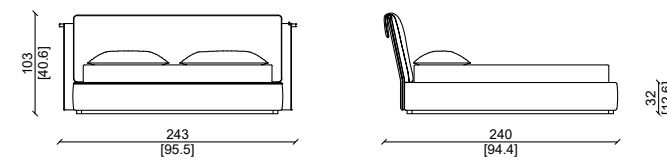
LETTO QUEEN SIZE / QUEEN SIZE BED

MATTRESS 160 CM



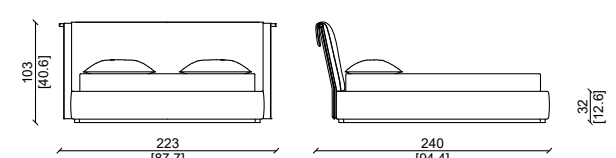
SENZA TRECCIA - WITHOUT BRAID

LETTO SUPER KING SIZE / SUPER KING SIZE BED MATTRESS 200X200 CM



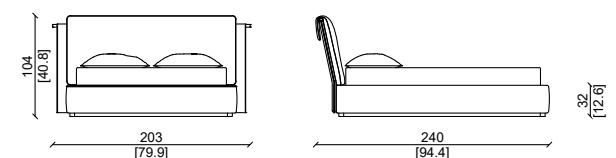
LETTO KING SIZE / KING SIZE BED

MATTRESS 180X200 CM



LETTO QUEEN SIZE / QUEEN SIZE BED

MATTRESS 160X200 CM

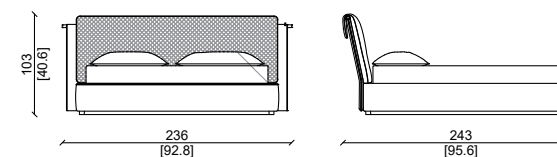


Struttura in plume cemento, cuscino con treccia 20x20mm in grasse cemento.
 Plume cemento structure, cuscioni 20x20mm grasse cemento leather.

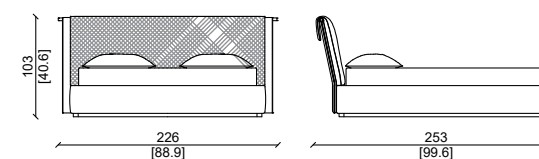


CON TRECCIA - WITH BRAID

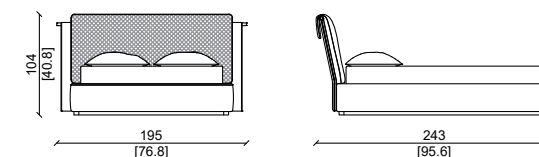
LETTO KING SIZE / KING SIZE BED
 SLATTED BASE 193X203 CM



LETTO CALIFORNIA SIZE / CALIFORNIA SIZE BED
 SLATTED BASE 183X213 CM

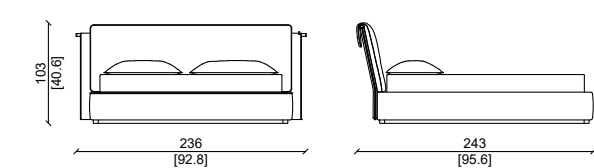


LETTO QUEEN SIZE / QUEEN SIZE BED
 SLATTED BASE 152X203 CM

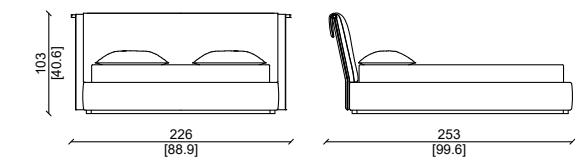


SENZA TRECCIA - WITHOUT BRAID

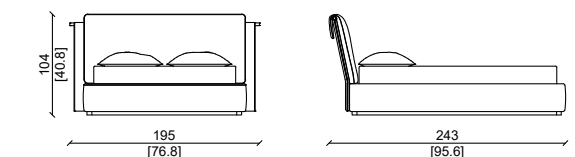
LETTO KING SIZE / KING SIZE BED
 SLATTED BASE 193X203 CM



LETTO CALIFORNIA SIZE / CALIFORNIA SIZE BED
 SLATTED BASE 183X213 CM



LETTO QUEEN SIZE / QUEEN SIZE BED
 SLATTED BASE 152X203 CM



AMELIE

Design: Castello Lagravinese Studio

LETTI E PANCHE BED AND BENCHES

LETTI E PANCHE BED AND BENCHES

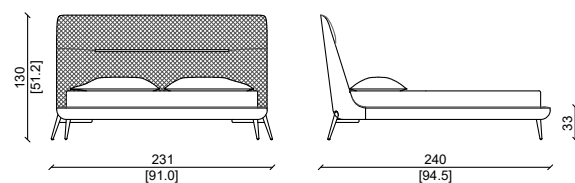
CARATTERISTICHE TECNICHE:

Struttura interna: Multistrato di abete.
 Imbottitura: Testata e giroletto: memory foam, e schiuma poliuretanic in varie densità.
 Rivestimento: Testata: lavorazione liscia, oppure intrecciata realizzata a mano. Pelli o tessuti di alta qualità della gamma esclusiva ulivi salotti, disponibili in varie categorie.
 Elemento decorativo centrale in metallo.
 Giroletto: pelli o tessuti di alta qualità della gamma esclusiva ulivi salotti, disponibili in varie categorie.
 Struttura esterna, gambe: In metallo, disponibile in diverse finiture lucide o satinat.

* Su richiesta questo prodotto può essere realizzato su misura

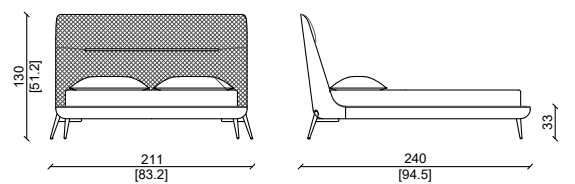
LETTO SUPER KING SIZE / SUPER KING SIZE BED

SLATTED BASE 200X200 CM



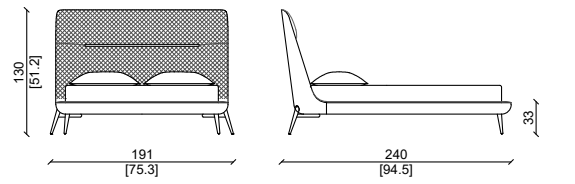
LETTO KING SIZE / KING SIZE BED

SLATTED BASE 180X200 CM



LETTO QUEEN SIZE / QUEEN SIZE BED

SLATTED BASE 160X200 CM



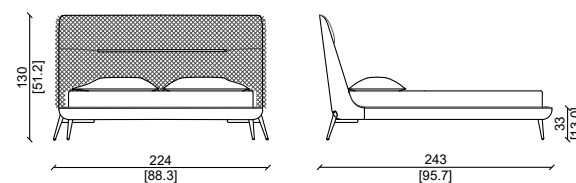
PRODUCT TECHNICAL SHEET:

Internal structure: Fir plywood
 Padding: Headboard and bed frame: memory foam, high quality polyurethane foam in different density
 Upholstery: Headboard: plain, or with hand made braid work. High quality leathers or fabrics from ulivi salotti exclusive range, available in different categories. Central metal decorative bar. Bed frame: high quality leathers or fabrics from ulivi salotti exclusive range, available in different categories. External structure and legs: Metal legs, available in different glossy or satin finish.

*This item can be customized upon request

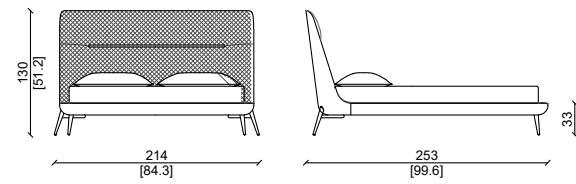
LETTO KING SIZE / KING SIZE BED

SLATTED BASE 193X203 CM



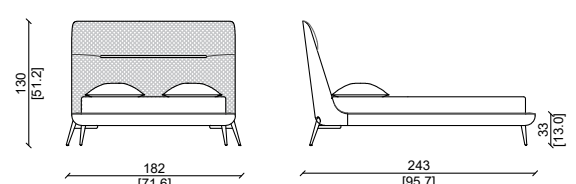
LETTO CALIFORNIA SIZE / CALIFORNIA SIZE BED

SLATTED BASE 183X213 CM



LETTO QUEEN SIZE / QUEEN SIZE BED

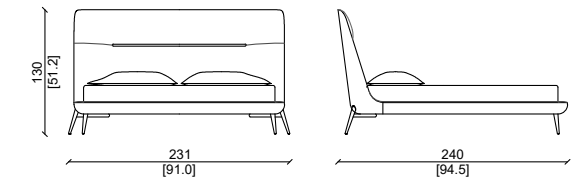
SLATTED BASE 152X203 CM



CON TRECCIA - WITH BRAID

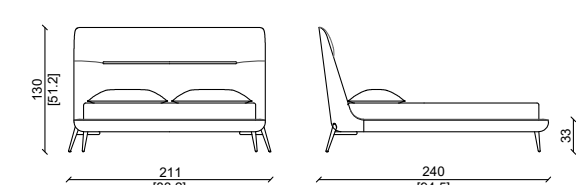
LETTO SUPER KING SIZE / SUPER KING SIZE BED

SLATTED BASE 200X200 CM



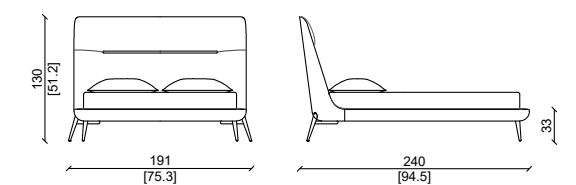
LETTO KING SIZE / KING SIZE BED

SLATTED BASE 180X200 CM



LETTO QUEEN SIZE / QUEEN SIZE BED

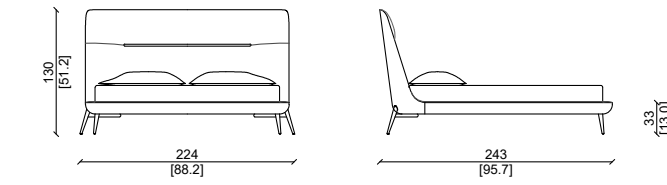
SLATTED BASE 160X200 CM



SENZA TRECCIA - WITHOUT BRAID

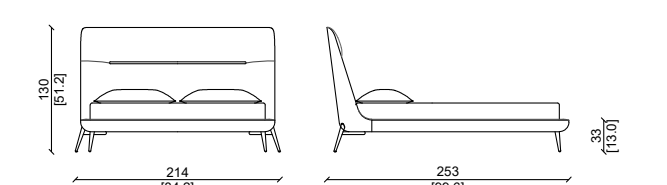
LETTO KING SIZE / KING SIZE BED

SLATTED BASE 193X203 CM



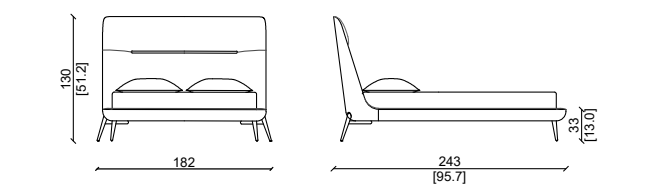
LETTO CALIFORNIA SIZE / CALIFORNIA SIZE BED

SLATTED BASE 183X213 CM



LETTO QUEEN SIZE / QUEEN SIZE BED

SLATTED BASE 152X203 CM



Pelle in grasse mattone e metallo oro lucido.
 Grasse carrara leather and bright gold metal finish.



Pelle in grasse mattone e metallo oro lucido.
 Grasse carrara leather and bright gold metal finish.

AMELIE FLAT

Design: Castello Lagravinese Studio

LETTI E PANCHE
BED AND BENCHES

LETTI E PANCHE
BED AND BENCHES

CARATTERISTICHE TECNICHE:

Struttura interna: Multistrato di abete.
 Imbottitura: Testata e giroletto: memory foam, e schiuma poliuretanica in varie densità.
 Rivestimento: Testata: lavorazione liscia, oppure intrecciata realizzata a mano. Pelli o tessuti di alta qualità della gamma esclusiva ulivi salotti, disponibili in varie categorie.
 Elemento decorativo centrale in metallo.
 Giroletto: pelli o tessuti di alta qualità della gamma esclusiva ulivi salotti, disponibili in varie categorie.

* Su richiesta questo prodotto può essere realizzato su misura

PRODUCT TECHNICAL SHEET:

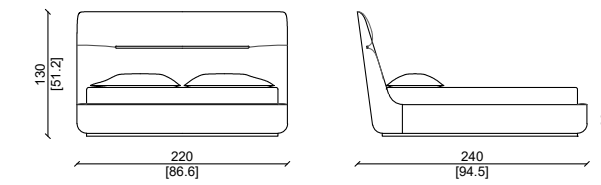
Internal structure: Fir plywood.
 Padding: Headboard and bed frame: memory foam, high quality polyurethane foam in different density.
 Upholstery: Headboard: plain, or with hand made braid work. High quality leathers or fabrics from ulivi salotti exclusive range, available in different categories. Central metal decorative bar.
 Bed frame: high quality leathers or fabrics from ulivi salotti exclusive range, available in different categories.

*This item can be customized upon request

SENZA TRECCIA - WITHOUT BRAID

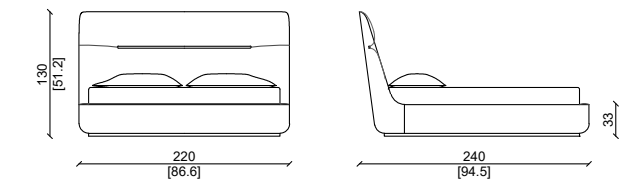
LETTO SUPER KING SIZE / SUPER KING SIZE BED

SLATTED BASE 200X200 CM



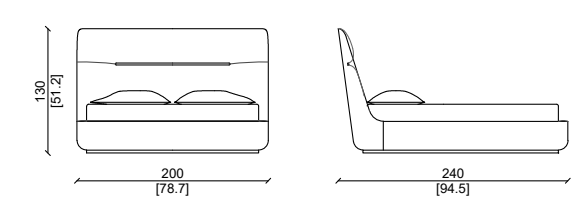
LETTO KING SIZE / KING SIZE BED

SLATTED BASE 193X203 CM



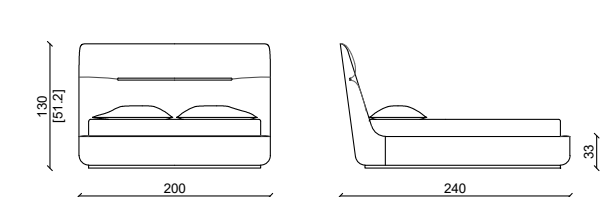
LETTO KING SIZE / KING SIZE BED

SLATTED BASE 180X200 CM



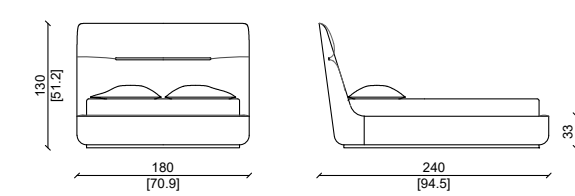
LETTO CALIFORNIA SIZE / CALIFORNIA SIZE BED

SLATTED BASE 183X213 CM



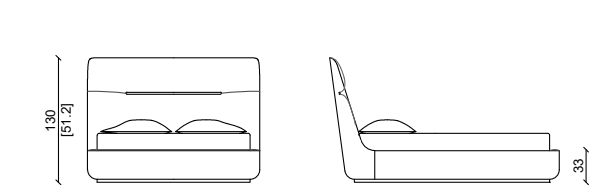
LETTO QUEEN SIZE / QUEEN SIZE BED

SLATTED BASE 160X200 CM



LETTO QUEEN SIZE / QUEEN SIZE BED

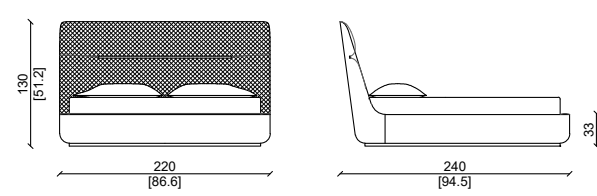
SLATTED BASE 152X203 CM



CON TRECCIA - WITH BRAID

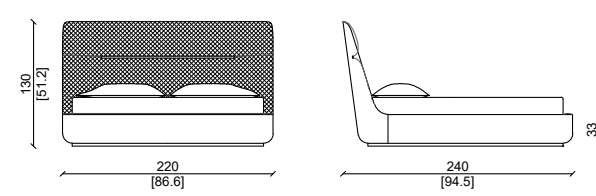
LETTO SUPER KING SIZE / SUPER KING SIZE BED

SLATTED BASE 200X200 CM



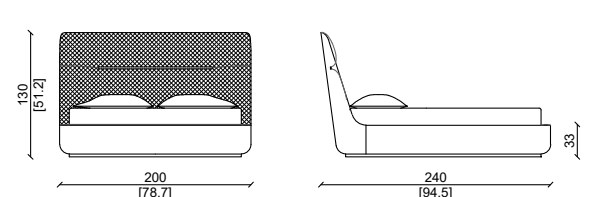
LETTO KING SIZE / KING SIZE BED

SLATTED BASE 193X203 CM



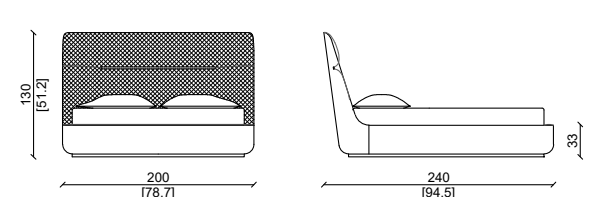
LETTO KING SIZE / KING SIZE BED

SLATTED BASE 180X200 CM



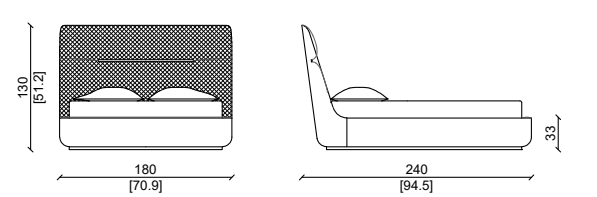
LETTO CALIFORNIA SIZE / CALIFORNIA SIZE BED

SLATTED BASE 183X213 CM



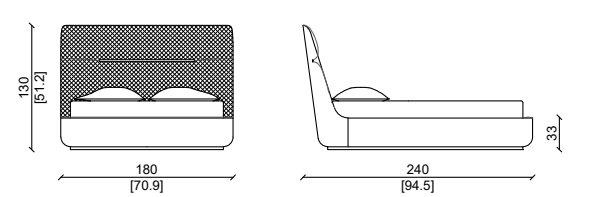
LETTO QUEEN SIZE / QUEEN SIZE BED

SLATTED BASE 160X200 CM



LETTO QUEEN SIZE / QUEEN SIZE BED

SLATTED BASE 152X203 CM



Pelle in kashmir dadar.
Kashmir dadar leather.

CESAR LARGE

Design: Castello Lagravinese Studio

LETTI E PANCHE
BED AND BENCHES

CARATTERISTICHE TECNICHE:

Struttura interna: Multistrato di abete.
 Imbottitura : Testata:
 Imbottitura soft con piuma d'oca naturale sterilizzata , con parte centrale con supporto in legno e anima in poliuretano espanso.
 Giroletto: Poliuretano espanso a densità differenziata.
 Rivestimento :Pelli o tessuti di alta qualità disponibili in varie categorie.
 Base testata e piedini : Massello di noce Americano.

* Su richiesta questo prodotto può essere realizzato su misura

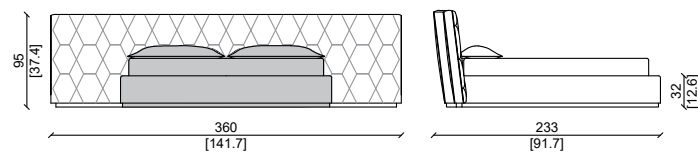
PRODUCT TECHNICAL SHEET:

Internal structure: ,Fir wood multi-ply.
 Padding: Head cushions:
 Soft padding with natural , sterilized goose feathers , with a core support in solid wood and expanded polyurethane.
 Bed frame:n Expanded polyurethane foam.
 Upholstery : High quality leathers or fabrics available in different categories.
 Feet, headbord base: Solid American walnut.

*This item can be customized upon request

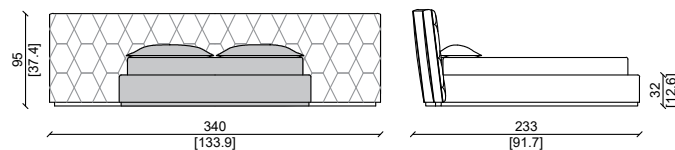
LETTO SUPER KING SIZE / SUPER KING SIZE BED

SLATTED BASE 200X200 CM



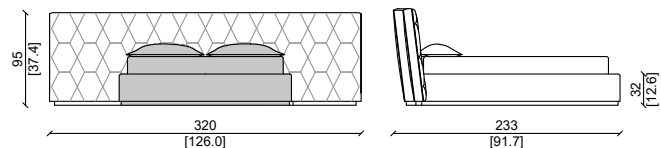
LETTO KING SIZE / KING SIZE BED

SLATTED BASE 180X200 CM



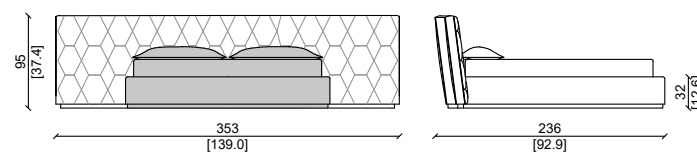
LETTO QUEEN SIZE / QUEEN SIZE BED

SLATTED BASE 160X200 CM



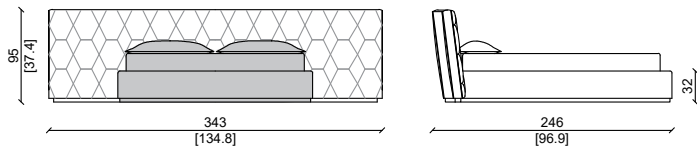
LETTO KING SIZE / KING SIZE BED

SLATTED BASE 193X203 CM



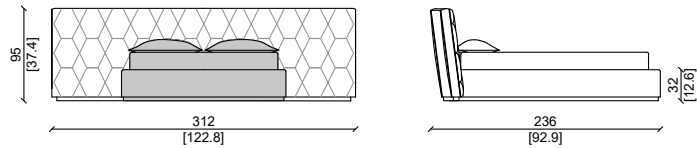
LETTO CALIFORNIA SIZE / CALIFORNIA SIZE BED

SLATTED BASE 183X213 CM



LETTO QUEEN SIZE / QUEEN SIZE BED

SLATTED BASE 152X203 CM



Cesar large Pelle in grassè mattone.
 Cesar large bed Grassè mattone leather.

CESAR

Design: Castello Lagravinese Studio

LETTI E PANCHE
BED AND BENCHES

CARATTERISTICHE TECNICHE:

Struttura interna: Multistrato di abete.
 Imbottitura : Testata:
 Imbottitura soft con piuma d'oca naturale sterilizzata , con parte centrale con supporto in legno e anima in poliuretano espanso.
 Giroletto: Poliuretano espanso a densità differenziata.
 Rivestimento : Pelli o tessuti di alta qualità disponibili in varie categorie.
 Base testata e piedini : Massello di noce Americano.

* Su richiesta questo prodotto può essere realizzato su misura

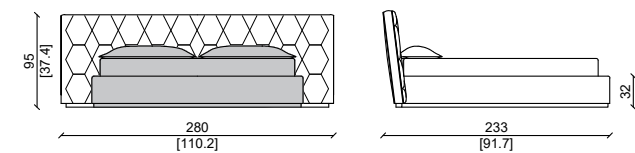
PRODUCT TECHNICAL SHEET:

Internal structure: Fir wood multi-ply.
 Padding: Head cushions: Soft padding with natural , sterilized goose feathers , with a core support in solid wood and expanded polyurethane.
 Bed frame: Expanded polyurethane foam.
 Upholstery : High quality leathers or fabrics available in different categories.
 Feet, headbord base: Solid American walnut.

*This item can be customized upon request

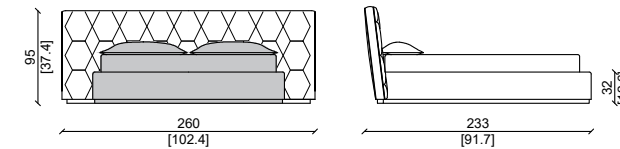
LETTO SUPER KING SIZE / SUPER KING SIZE BED

SLATTED BASE 200X200 CM



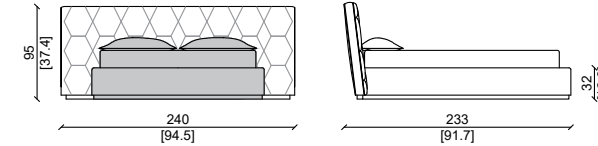
LETTO KING SIZE / KING SIZE BED

SLATTED BASE 180X200 CM



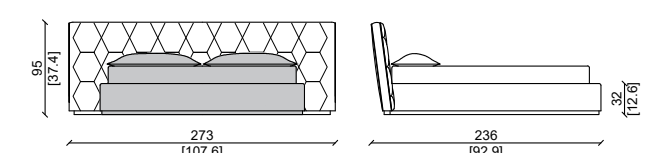
LETTO QUEEN SIZE / QUEEN SIZE BED

SLATTED BASE 160X200 CM



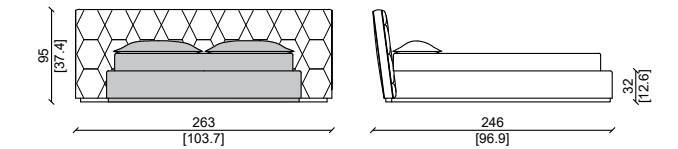
LETTO KING SIZE / KING SIZE BED

SLATTED BASE 193X203 CM



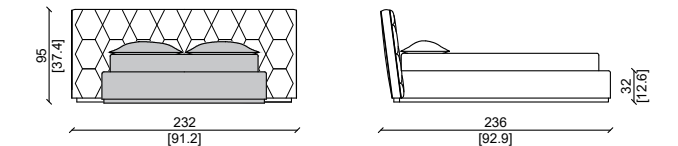
LETTO CALIFORNIA SIZE / CALIFORNIA SIZE BED

SLATTED BASE 183X213 CM



LETTO QUEEN SIZE / QUEEN SIZE BED

SLATTED BASE 152X203 CM



Cesar letto Pelle in grassè ottanio.
 Cesar bed Grassè ottanio leather.

CHANEL

Design: Castello Lagravinese Studio

LETTI E PANCHE BED AND BENCHES

CARATTERISTICHE TECNICHE:

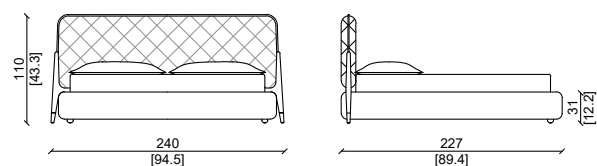
Struttura interna: Multistrato di abete.
 Imbottitura : Testata e giroletto : poliuretano espanso in varie densità.
 Rivestimento : Testata : capitonné realizzato a mano , con pelli o tessuti di alta qualità disponibili in varie categorie.
 Giroletto : pelli o tessuti di alta qualità disponibili in varie categorie.
 Struttura esterna , zampe : Struttura di supporto e zampe in massello di noce Americano ; zampe rivestite con terminali metallici disponibili in varie finiture.
 * Su richiesta questo prodotto può essere realizzato su misura

PRODUCT TECHNICAL SHEET:

Internal structure: Fir plywood.
 Padding: Headboard and bed frame : expanded polyurethane foam in different density.
 Upholstery: Headboard : hand made capitonné work , with high quality leathers or fabrics available in different categories.
 Bed frame : high quality leathers or fabrics available in different categories. External structure and legs: Back frame , feet and legs in solid American walnut , legs with metal end caps available in different finish.
 *This item can be customized upon request

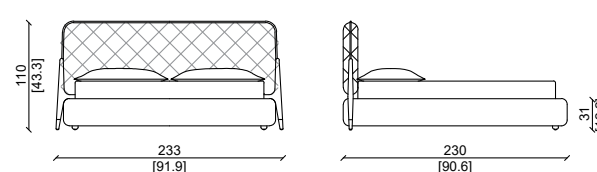
LETTO SUPER KING SIZE / SUPER KING SIZE BED

SLATTED BASE 200X200 CM



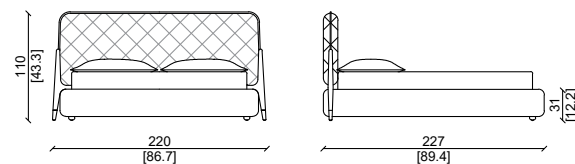
LETTO KING SIZE / KING SIZE BED

SLATTED BASE 193X203 CM



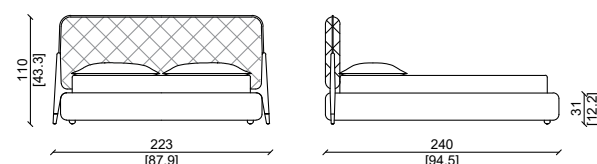
LETTO KING SIZE / KING SIZE BED

SLATTED BASE 180X200 CM



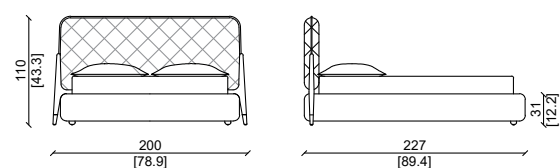
LETTO CALIFORNIA SIZE / CALIFORNIA SIZE BED

SLATTED BASE 183X213 CM



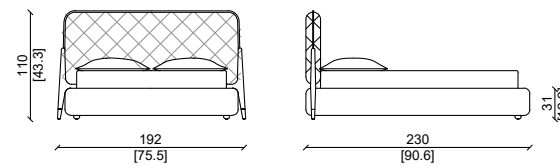
LETTO QUEEN SIZE / QUEEN SIZE BED

SLATTED BASE 160X200 CM




LETTO QUEEN SIZE / QUEEN SIZE BED

SLATTED BASE 152X203 CM



Pelle in nabuk blu, gambe in massello di noce Americano.
 Nabuk blu leather, legs in solid American walnut.



OMER

Design: Andrea Pinori - Giorgio Balestri

LETTI E PANCHE
BED AND BENCHES

CARATTERISTICHE TECNICHE:

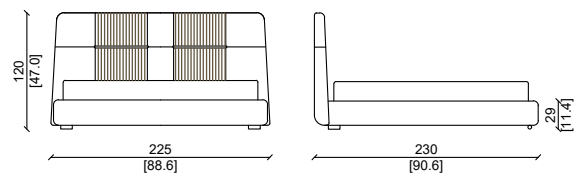
Struttura interna: Multistrato di abete.
 Imbottitura : Testata e giroletto : poliuretano espanso in varie densità.
 Rivestimento : Testata : cuciture verticali realizzate a mano , con pelli o tessuti di alta qualità disponibili in varie categorie.
 Barre decorative in metallo.
 Giroletto : pelli o tessuti di alta qualità disponibili in varie categorie.
 Piedini: Piedini di ottone satinato.
 * Su richiesta questo prodotto può essere realizzato su misura

PRODUCT TECHNICAL SHEET:

Internal structure: Fir plywood.
 Padding: Headboard and bed frame : expanded polyurethane foam in different density.
 Upholstery: Headboard : hand sewn vertical profiles , with high quality leathers or fabrics available in different categories. Metal decorative bar.
 Bed frame : high quality leathers or fabrics available in different categories.
 Feet: Satin brass finish feet.
 *This item can be customized upon request

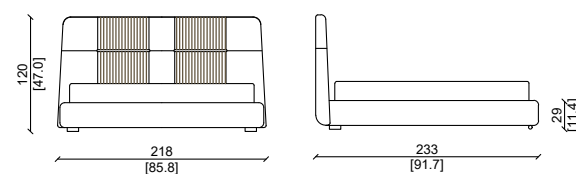
LETTO SUPER KING SIZE / SUPER KING SIZE BED

SLATTED BASE 200X200 CM



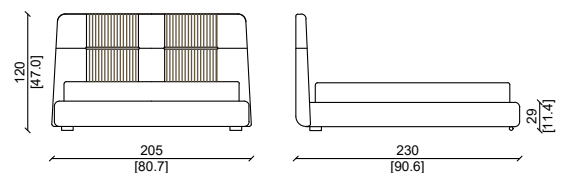
LETTO KING SIZE / KING SIZE BED

SLATTED BASE 193X203 CM



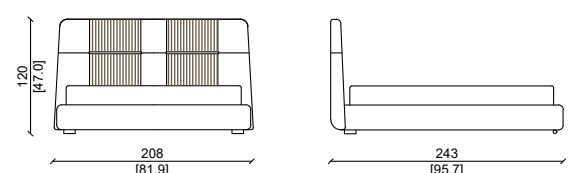
LETTO KING SIZE / KING SIZE BED

SLATTED BASE 180X200 CM



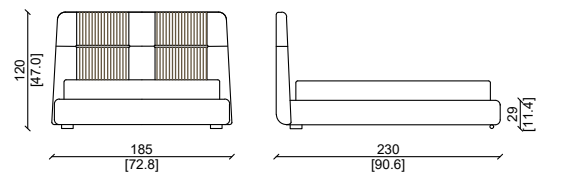
LETTO CALIFORNIA SIZE / CALIFORNIA SIZE BED

SLATTED BASE 183X213 CM



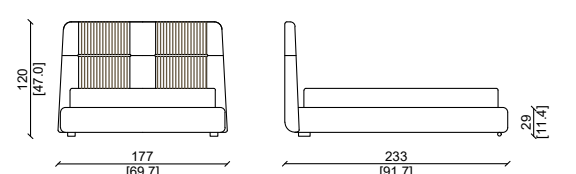
LETTO QUEEN SIZE / QUEEN SIZE BED

SLATTED BASE 160X200 CM



LETTO QUEEN SIZE / QUEEN SIZE BED

SLATTED BASE 152X203 CM



Pelle in grassè malva, piedini in ottone satinato.
 Grassè malva leather, satin brass feet.



Pelle in grassè malva, piedini in ottone satinato.
 Grassè malva leather, satin brass feet.



ANGELINA

Design: Andrea Pinori - Giorgio Balestri

LETTI E PANCHE
BED AND BENCHES

CARATTERISTICHE TECNICHE:

Struttura interna: Testata : multistrato di abete curvato , doppia scocca.
Giroletto : multistrato di abete.
Imbottitura : Testata cuscini decorativi e giroletto : poliuretano espanso in varie densità.
Rivestimento : Testata e giroletto : pelli o tessuti di alta qualità disponibili in varie categorie Cuscini decorativi : disponibili anche con finitura "treccia" realizzata a mano (disponibile solo con pelli "nabuk" , "kashmir" , "river" , Grassè) . La doppia scocca permette anche l'uso di pelli o tessuti diversi su ogni parte della scocca .
Struttura esterna , zampe : Zampe in massello di noce Americano.

* Su richiesta questo prodotto può essere realizzato su misura

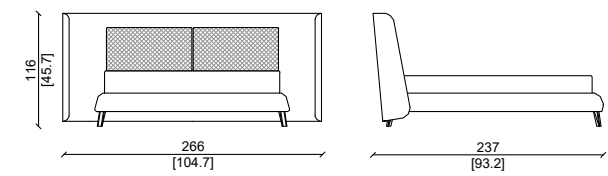
PRODUCT TECHNICAL SHEET:

Internal structure : Headboard : curved fir plywood , double shell.
Bed frame : fir plywood.
Padding : Headboard , decorative cushions and bed frame : expanded polyurethane foam in different density.
Upholstery : Headboard and bed frame : high quality leathers or fabrics available in different categories
Decorative cushions also available with braided leather work (only available with leather types : "nabuk" , "kashmir" , "river" , Grassè). The double shell of the headboard also allows the use of different leathers or fabrics on each shell of the headboard.
External structure and legs : Feet in solid American walnut.

* This item can be customized upon request

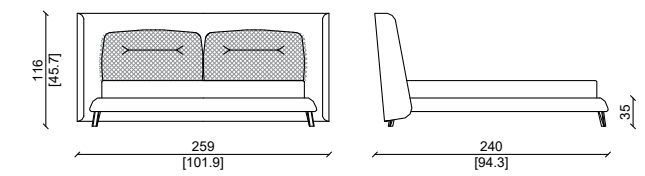
LETTO SUPER KING SIZE / SUPER KING SIZE BED

SLATTED BASE 200X200 CM



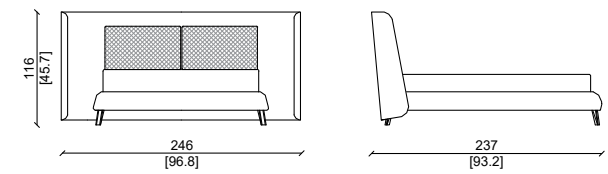
LETTO KING SIZE / KING SIZE BED

SLATTED BASE 193X203 CM



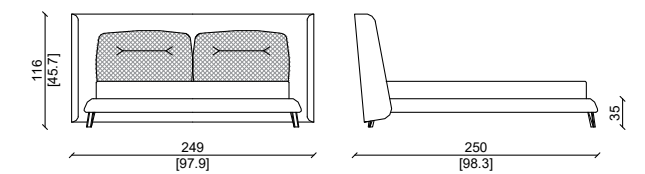
LETTO KING SIZE / KING SIZE BED

SLATTED BASE 180X200 CM



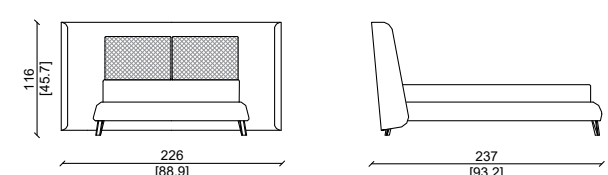
LETTO CALIFORNIA SIZE / CALIFORNIA SIZE BED

SLATTED BASE 183X213 CM



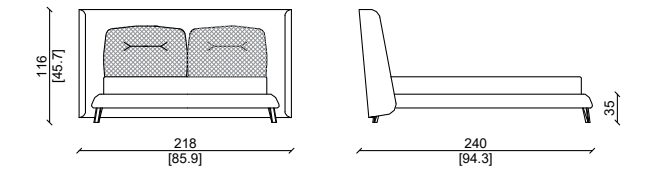
LETTO QUEEN SIZE / QUEEN SIZE BED

SLATTED BASE 160X200 CM



LETTO QUEEN SIZE / QUEEN SIZE BED

SLATTED BASE 152X203 CM



Pelle kashmir madras.
Kashmir madras leather

LOWELL

Design: R.I.

CARATTERISTICHE TECNICHE:

Struttura interna:
Faggio, con inserti in ebano makassar.
Imbottitura:
Testata e giroletto: poliuretano espanso in varie densità.
Rivestimento:
Testata e giroletto: pelli o tessuti di alta qualità disponibili in varie categorie
Struttura esterna, zampe:
Base in massello di noce Americano.

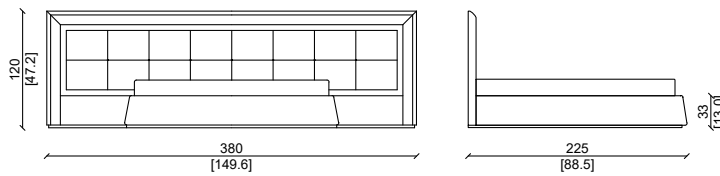
* Su richiesta questo prodotto può essere realizzato su misura

PRODUCT TECHNICAL SHEET:

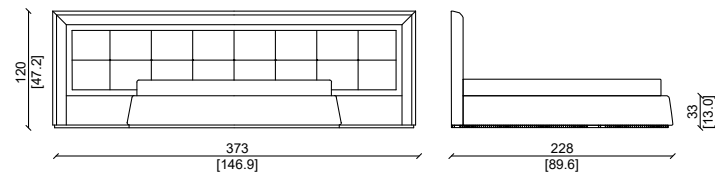
Internal structure:
Beech wood, with inserts in ebony makassar.
Padding:
Headboard and bed frame: expanded polyurethane foam in different density.
Upholstery:
Headboard and bed frame: high quality leathers or fabrics available in different categories.
External structure and legs:
Base in solid walnut.

*This item can be customized upon request

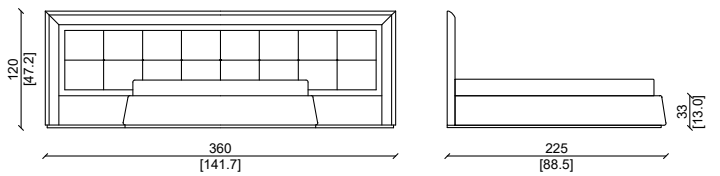
LETTO SUPER KING SIZE / SUPER KING SIZE BED
SLATTED BASE 200X200 CM



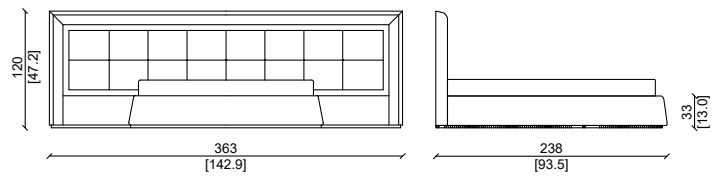
LETTO KING SIZE / KING SIZE BED
SLATTED BASE 193X203 CM



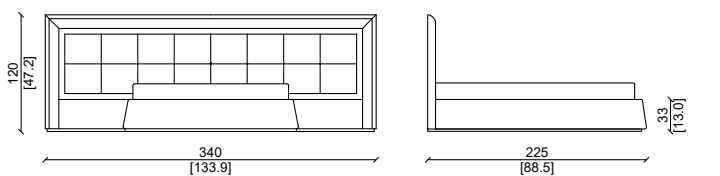
LETTO KING SIZE / KING SIZE BED
SLATTED BASE 180X200 CM



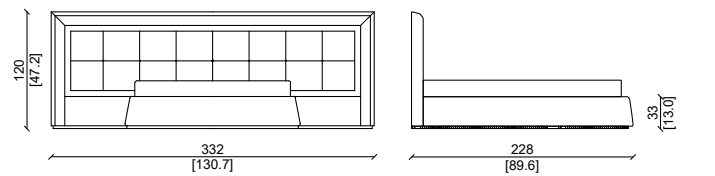
LETTO CALIFORNIA SIZE / CALIFORNIA SIZE BED
SLATTED BASE 183X213 CM



LETTO QUEEN SIZE / QUEEN SIZE BED
SLATTED BASE 160X200 CM



LETTO QUEEN SIZE / QUEEN SIZE BED
SLATTED BASE 152X203 CM



Pelle in tuscanly lontra e inserti in ebano lucido.
Tuscany lontra leather and glossy ebony inserts.

MASTER

Design: I.d Ulivi Salotti

CARATTERISTICHE TECNICHE:

Struttura interna:
Massello di abete.
Imbottitura:
Testata e giroletto: poliuretano espanso in varie densità.
Rivestimento:
Testata e giroletto: pelli o tessuti di alta qualità disponibili in varie categorie.
Struttura esterna, zampe:
Base in massello di noce Americano, su richiesto rivestito in pelle.

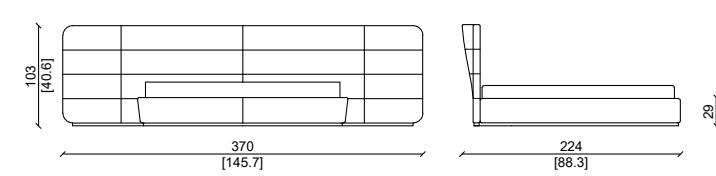
* Su richiesta questo prodotto può essere realizzato su misura

PRODUCT TECHNICAL SHEET:

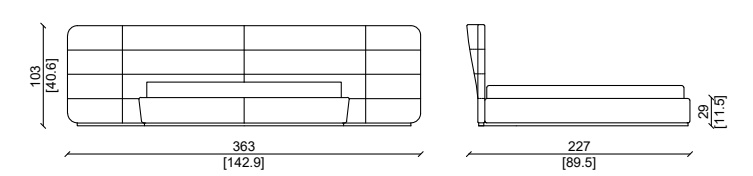
Internal structure:
Solid fir wood.
Padding:
Headboard and bed frame: expanded polyurethane foam in different density.
Upholstery:
Headboard and bed frame: high quality leathers or fabrics available in different categories.
External structure and legs:
Bed base in solid American walnut, on demand also covered with leather.

* This item can be customized upon request

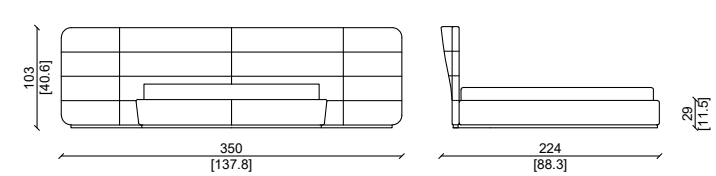
LETTO SUPER KING SIZE / SUPER KING SIZE BED
SLATTED BASE 200X200 CM



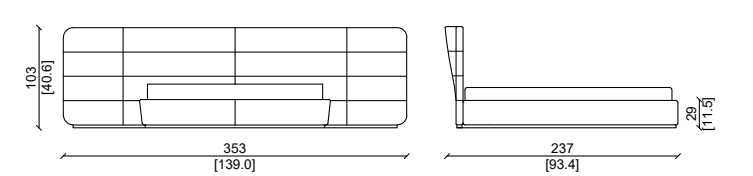
LETTO KING SIZE / KING SIZE BED
SLATTED BASE 193X203 CM



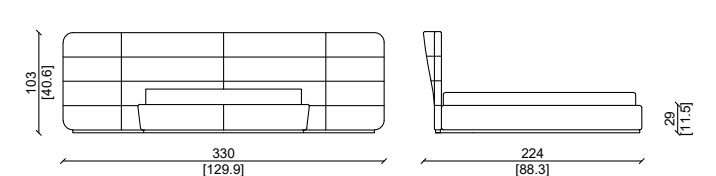
LETTO KING SIZE / KING SIZE BED
SLATTED BASE 180X200 CM



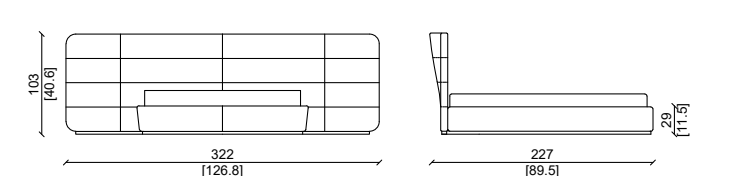
LETTO CALIFORNIA SIZE / CALIFORNIA SIZE BED
SLATTED BASE 183X213 CM



LETTO QUEEN SIZE / QUEEN SIZE BED
SLATTED BASE 160X200 CM



LETTO QUEEN SIZE / QUEEN SIZE BED
SLATTED BASE 152X203 CM



Pelle in etrusco polvere.
Etrusco polvere leather.

MASTER LET

Design: I.d. Ulivi Salotti

LETTI E PANCHE
BED AND BENCHES

CARATTERISTICHE TECNICHE:

Struttura interna:
Massello di abete.
Imbottitura:
Testata e giroletto : poliuretano espanso in varie densità.
Rivestimento:
Testata e giroletto : pelli o tessuti di alta qualità disponibili in varie categorie.
Struttura esterna , zampe :
Base in massello di noce Americano , su richiesta rivestito in pelle.

* Su richiesta questo prodotto può essere realizzato su misura

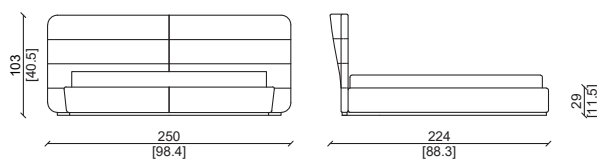
PRODUCT TECHNICAL SHEET:

Internal structure :
Solid fir wood.
Padding:
Headboard and bed frame : expanded polyurethane foam in different density.
Upholstery:
Headboard and bed frame : high quality leathers or fabrics available in different categories.
External structure and legs :
Bed base in solid American walnut, on demand also covered with leather.

* This item can be customized upon request

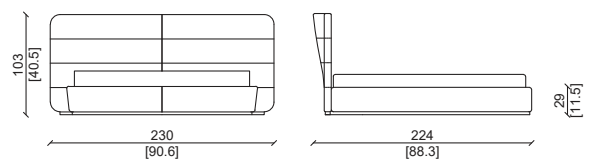
LETTO SUPER KING SIZE / SUPER KING SIZE BED

SLATTED BASE 200X200 CM



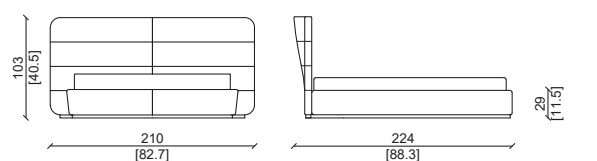
LETTO KING SIZE / KING SIZE BED

SLATTED BASE 180X200 CM



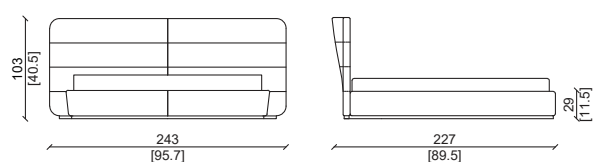
LETTO QUEEN SIZE / QUEEN SIZE BED

SLATTED BASE 160X200 CM



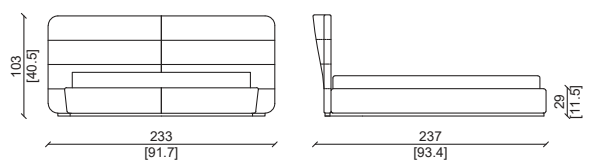
LETTO KING SIZE / KING SIZE BED

SLATTED BASE 193X203 CM



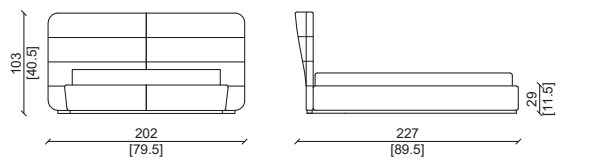
LETTO CALIFORNIA SIZE / CALIFORNIA SIZE BED

SLATTED BASE 183X213 CM



LETTO QUEEN SIZE / QUEEN SIZE BED

SLATTED BASE 152X203 CM



Pelle in etrusco polvere.
Etrusco polvere leather.

MOLLIE

Design: Andrea Pinori - Giorgio Balestri

LETTI E PANCHE
BED AND BENCHES

CARATTERISTICHE TECNICHE:

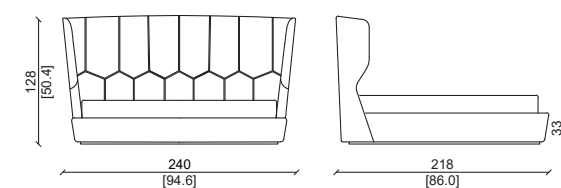
Struttura interna: Multistrato di abete curvato , doppia scocca.
Imbottitura : Testata e giroletto : poliuretano espanso in varie densità.
Rivestimento : Testata e giroletto : pelli o tessuti di alta qualità disponibili in varie categorie.
La doppia scocca permette anche l'uso di pelli o tessuti diversi su ogni parte della scocca.
Su richiesta è possibile realizzare la bordatura decorativa in colori diversi.
Struttura esterna , zampe : Base in massello , su richiesta rivestibile in pelle.

PRODUCT TECHNICAL SHEET:

Internal structure : Curved fir plywood , double shell.
Padding:
Headboard and bed frame : expanded polyurethane foam in different density.
Upholstery: Headboard and bed frame : high quality leathers or fabrics available in different categories
The double shell of the headboard also allows the use of different leathers or fabrics on each shell of the headboard.
On demand , the piping on headboard and bed frame can be made with a different color
External structure and legs: Base in solid wood , also possible to cover it with leather.

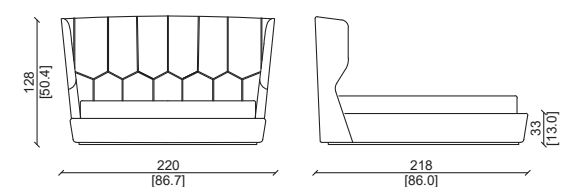
LETTO SUPER KING SIZE / SUPER KING SIZE BED

SLATTED BASE 200X200 CM



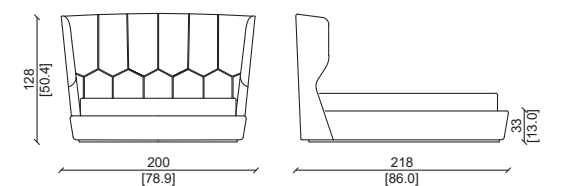
LETTO KING SIZE / KING SIZE BED

SLATTED BASE 180X200 CM



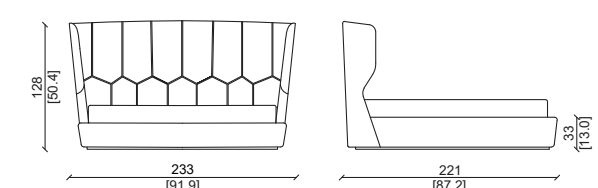
LETTO QUEEN SIZE / QUEEN SIZE BED

SLATTED BASE 160X200 CM



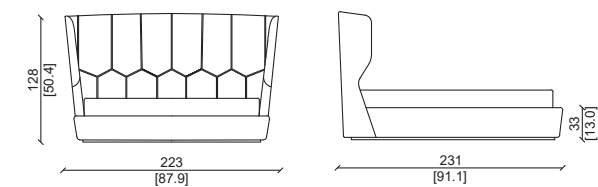
LETTO KING SIZE / KING SIZE BED

SLATTED BASE 193X203 CM



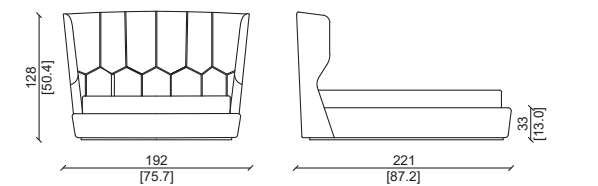
LETTO CALIFORNIA SIZE / CALIFORNIA SIZE BED

SLATTED BASE 183X213 CM



LETTO QUEEN SIZE / QUEEN SIZE BED

SLATTED BASE 152X203 CM



Pelle grasse carrara.
Grasse carrara leather.

VICTORY

Design: Andrea Pinori - Giorgio Balestri

LETTI E PANCHE BED AND BENCHES

CARATTERISTICHE TECNICHE:

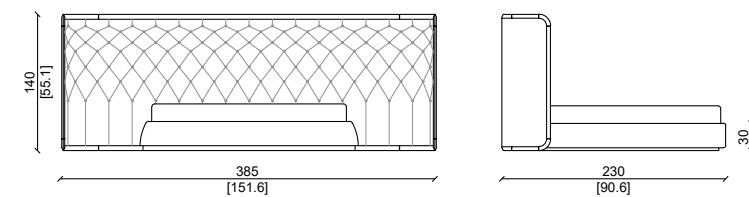
Struttura interna: Testata e giroletto : massello di abete.
 Imbottitura : Testata e giroletto : poliuretano espanso in varie densità.
 Rivestimento : Testata : capitonné realizzato a mano , con pelli o tessuti di alta qualità disponibili in varie categorie.
 Giroletto : pelli o tessuti di alta qualità disponibili in varie categorie
 Struttura esterna: Base e cornici laterali della testata : massello di noce Americano. Fasce in massello di noce Americano rivestite in diverse categorie di pelli o tessuti
 * Su richiesta questo prodotto può essere realizzato su misura

PRODUCT TECHNICAL SHEET:

Internal structure : Headboard and bed frame : solid fir wood.
 Padding : Headboard and bed frame : expanded polyurethane foam in different density.
 Upholstery: Headboard : hand made capitonné work , with high quality leathers or fabrics available in different categories. Bed frame : high quality leathers or fabrics available in different categories.
 External structure and legs :Decorative side frames of the headboard : solid American walnut
 Wooden bed base : solid American walnut , also available covered with leather.
 * This item can be customized upon request

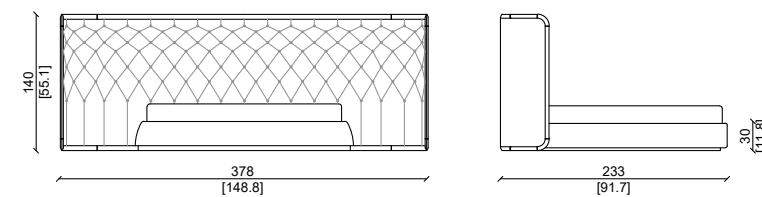
LETTO SUPER KING SIZE / SUPER KING SIZE BED

SLATTED BASE 200X200 CM



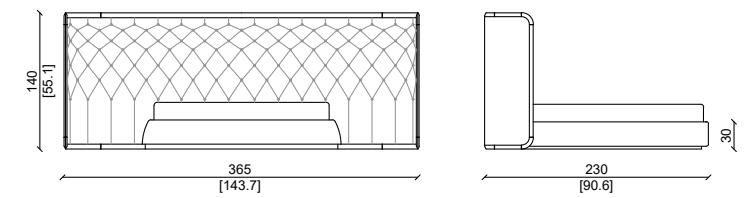
LETTO KING SIZE / KING SIZE BED

SLATTED BASE 193X203 CM



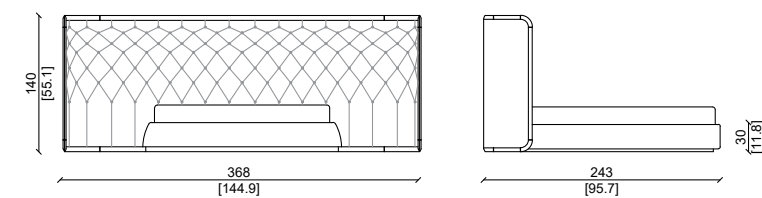
LETTO KING SIZE / KING SIZE BED

SLATTED BASE 180X200 CM



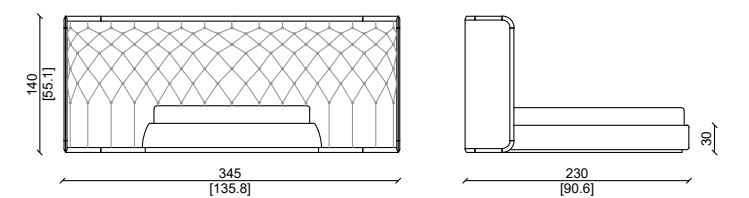
LETTO CALIFORNIA SIZE / CALIFORNIA SIZE BED

SLATTED BASE 183X213 CM



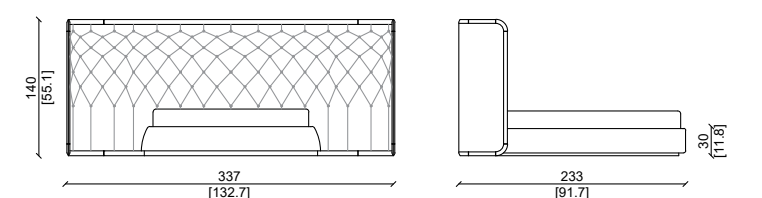
LETTO QUEEN SIZE / QUEEN SIZE BED

SLATTED BASE 160X200 CM




LETTO QUEEN SIZE / QUEEN SIZE BED

SLATTED BASE 152X203 CM



Struttura in noce Americano , e pelle in kashmir dadar .
 American walnut structure, kashmir dadar leather.



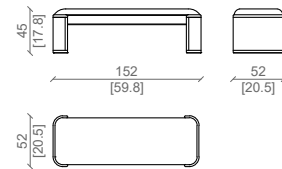
LORINDA

Design: Castello Lagravinese Studio

CARATTERISTICHE TECNICHE:

Struttura: realizzata in multistrato curvato con cornice di massello di noce americano con inserti impiallacciati dell'essenze di Ulivi Salotti.
Cuscino della seduta: poliuretano espanso in varie densità.
Rivestimento: pelle o tessuto di alta qualità disponibili in varie categorie.

PANCA - BENCH

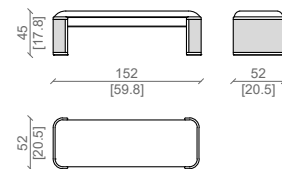


LORINDA LUXURY

Design: Castello Lagravinese Studio

Struttura: realizzata in multistrato curvato con cornice di massello di noce americano anche personalizzabile, con inserti in pelle della gamma di Ulivi Salotti.
Cuscino della seduta: poliuretano espanso in varie densità.
Rivestimento: pelle o tessuto di alta qualità disponibili in varie categorie.

PANCA LUX - LUX BENCH



Grasse sabbia e noce americano.
Grasse sabbia leather, american walnut.

LETTI E PANCHE BED AND BENCHES

PRODUCT TECHNICAL SHEET:

Structure: constructed in curved multilayer wood with a solid american walnut frame and veneered inserts in wood species from the Ulivi Salotti collection.
Seat cushion: polyurethane foam in varying densities.
Upholstery: high-quality leather or fabric, available in various categories.



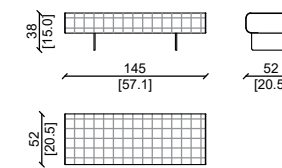
GASTON

Design: Castello Lagravinese Studio

CARATTERISTICHE TECNICHE:

Struttura interna: Massello di abete.
Imbottitura: Struttura imbottita poliuretano espanso in varie densità.
Realizzata con pelli o tessuti intrecciati di alta qualità disponibili in varie categorie.
é possibile creare un mix di treccia con tessuto e piping in pelle, oppure in pelle con piping in tessuto.
Gambe in metallo verniciate nero lucido.

PANCA - BENCH



Valdarno Gersole e plume carrara, piedi nero lucido.
Valdarno Gersole fabric and plume carrara leather, black glossy finish feet.

LETTI E PANCHE BED AND BENCHES

PRODUCT TECHNICAL SHEET:

Internal structure: Solid fir.
Padding: Structure with polyurethane foam in various densities.
Made with high quality leathers or woven fabrics available in various categories.
it is possible to create a mix of braid with fabric and leather piping, or leather with fabric piping.
Glossy black painted metal legs.



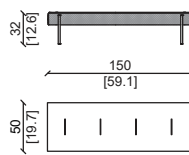
ELODIE

Design: Castello Lagravinese Studio

CARATTERISTICHE TECNICHE:

Struttura e base : in metallo , disponibile in varie finiture.
Seduta : ampia scelta di pelli o tessuti di alta qualità della gamma esclusiva Ulivi Salotti , disponibili in varie categorie.
Versione con treccia : Bordo del cuscino della seduta realizzato con treccia 20x20mm con le pelli esclusive di Ulivi Salotti.

PANCA - BENCH



Plume carrara e basi in metallo nero lucido.
Plume carrara , black glossy finish base.

LETTI E PANCHE BED AND BENCHES

PRODUCT TECHNICAL SHEET:

Structure and base: in metal, available in various finishes.
Seat: wide choice of high quality leathers or fabrics from the exclusive range Ulivi Salotti , available in various categories.
With braid version: Edge of the seat cushion made with braid 20x20mm with the exclusive leathers of Ulivi Salotti.

OBJECT

Design: Castello Lagravinese studio

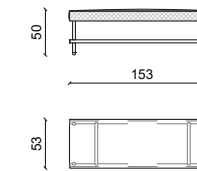
CARATTERISTICHE TECNICHE:

Struttura e base : in metallo , disponibile in varie finiture .
Copri piedini dorati disponibili su richiesta .
Terminali in metallo disponibile in varie finiture.
Seduta : ampia scelta di pelli o tessuti di alta qualità della gamma esclusiva Ulivi Salotti , disponibili in varie categorie.
Su richiesta è disponibile la finitura intrecciata realizzata a mano .

PRODUCT TECHNICAL SHEET:

Main structure and base : metal , available in different finish .
Finishing gold feet caps available on demand.
End caps available in different kind of finish.
Seat : wide selection of high quality leathers or fabrics from Ulivi Salotti exclusive range , available in different categories.
Also available on demand with hand made braid finish .

PANCHETTA/BENCH



WORLD

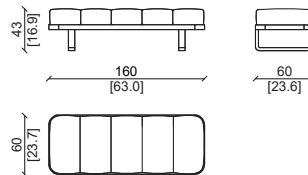
Design: Castello Lagravinese studio

Imbottitura :
Poliuretano espanso in varie densità.
Rivestimento :
Pelli o tessuti di alta qualità disponibili in varie categorie.
Struttura esterna e zampe:
Base e zampe in massello di noce.

PRODUCT TECHNICAL SHEET:

Padding:
Expanded polyurethane in different density.
Upholstery:
High quality leathers or fabrics available in different categories
External structure and legs:
Solid walnut base and legs.

PANCHETTA/BENCH



Pelle in etrusco polvere, struttura in massello di noce Americano.
Etrusco polvere leather, solid American walnut.



DESIRÈ

Design: Andrea Pinori - Giorgio Balestri

CARATTERISTICHE TECNICHE:

Struttura:
Seduta trapuntata effetto soft , in pelle o tessuti di alta qualità disponibili in vari colori.
Base:
Realizzata in metallo , finitura ottone satinato.

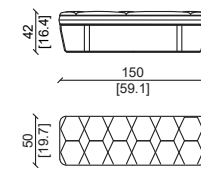
* Su richiesta questo prodotto può essere realizzato su misura

PRODUCT TECHNICAL SHEET:

Structure :
Quilted seat with high quality leathers or fabrics available in different categories.
Base :
In metal , satin brass finish.

*This item can be customized upon request

PANCHETTA/BENCH FOR CESAR BED



Pelle in grassè mattone, base in ottone satinato.
Grassè mattone leather, satin brass base.

LETTI E PANCHE BED AND BENCHES

ANITA

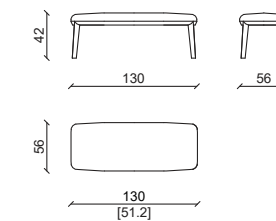
Design: Andrea Pinori - Giorgio Balestri

CARATTERISTICHE TECNICHE:

Imbottitura :
Poliuretano espanso in varie densità.
Rivestimento :
Pelli o tessuti di alta qualità disponibili in varie categorie.
Struttura esterna e zampe:
Base e zampe in massello di noce, disponibile anche in finitura laccata .

* Su richiesta questo prodotto può essere realizzato su misura

PANCA/BENCH



PRODUCT TECHNICAL SHEET:

Cushions padding:
Expanded polyurethane foam.
Upholstery:
High quality leathers or fabrics available in different categories.
External structure and legs:
Solid walnut base and legs also available with lacquered finish.

* This item can be customized upon request



Pelle in kashmir resian struttura in massello di noce Americano.
Kashmir resian leather, solid American walnut.

OMER

Design: Andrea Pinori - Giorgio Balestri

CARATTERISTICHE TECNICHE:

Struttura:
Seduta trapuntata effetto soft , in pelle o tessuti di alta qualità disponibili in vari colori.
Base:
Realizzata in metallo , finitura ottone satinato.

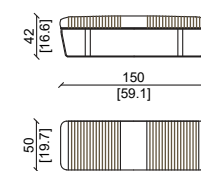
* Su richiesta questo prodotto può essere realizzato su misura

PRODUCT TECHNICAL SHEET:

Structure :
Quilted seat with high quality leathers or fabrics available in different categories.
Base :
In metal , satin brass finish.

*This item can be customized upon request

PANCHETTA/BENCH FOR OMER BED



Pelle in grasse perla, base in ottone satinato.
Grasse perla leather, satin brass base.

MAISON

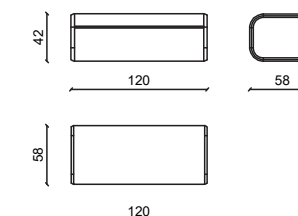
Design: Andrea Pinori - Giorgio Balestri

CARATTERISTICHE TECNICHE:

Struttura interna :
Multistrato di abete.
Finitura lucida ; dettagli in pelle.
Rivestimento :
Pelli o tessuti di alta qualità disponibili in varie categorie.
Struttura esterna:
Cornici decorative realizzate in massello di noce.

* Su richiesta questo prodotto può essere realizzato su misura

PANCA/BENCH



PRODUCT TECHNICAL SHEET:

Internal structure:
Fir plywood.
Glossy finish ; leather details.
Upholstery:
High quality leathers or fabrics available in different categories
External structure:
Decorative frames in solid walnut.

* This item can be customized upon request



Pelle in kashmir resian struttura in massello di noce Americano.
Kashmir resian leather, solid American walnut.

INES

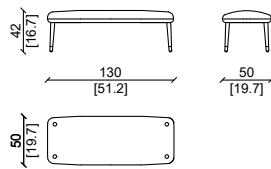
Design: I.d Ulivi Salotti

CARATTERISTICHE TECNICHE:

Imbottitura :
poliuretano espanso in varie densità.
Rivestimento :
Pelli o tessuti di alta qualità disponibili in varie categorie
Struttura esterna e zampe:
Base e zampe in massello di noce, disponibile anche in finitura laccata .
Zampe rivestite con terminali metallici disponibili in varie finiture.

* Su richiesta questo prodotto può essere realizzato su misura

PANCA / BENCH



Struttura laccata nera, pelle in kashmir denim.
Black lacquered structure, kashmir denim leather.

LETTI E PANCHE BED AND BENCHES

PRODUCT TECHNICAL SHEET:

Cushions padding:
Expanded polyurethane foam in different density.
Upholstery:
High quality leathers or fabrics available in different categories
External structure and legs:
Solid walnut base and legs , also available with lacquer finish. Metal end caps at each leg , available in different metal finish.

* This item can be customized upon request

KMB

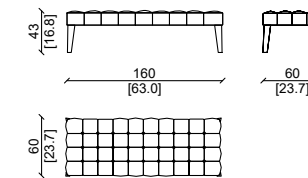
Design: R.I.

CARATTERISTICHE TECNICHE:

Imbottitura :
Poliuretano espanso in varie densità.
Rivestimento :
Pelli o tessuti di alta qualità disponibili in varie categorie.
Struttura esterna e zampe:
Base e zampe in massello di noce, disponibile anche in finitura laccata .

* Su richiesta questo prodotto può essere realizzato su misura

PANCA / BENCH



Pelle in tuscan corda struttura in massello di noce Americano.
Tuscan corda leather, American walnut solid wood.

AMELIE

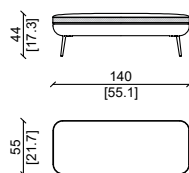
Design: I.d Ulivi Salotti

CARATTERISTICHE TECNICHE:

Imbottitura :
poliuretano espanso in varie densità.
Rivestimento :
Pelli o tessuti di alta qualità disponibili in varie categorie, cuscini con il bordo in treccia di Ulivi Salotti
Struttura esterna e zampe:
Base e zampe in metallo in varie finiture.

* Su richiesta questo prodotto può essere realizzato su misura

PANCA / BENCH



Pelle in grasse perla, gambe finitura oro lucido.
Grasse perla leather, metal finish gold legs.

LOVE

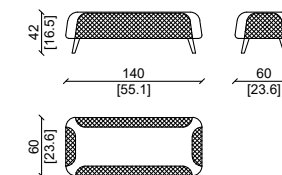
Design: Andrea Pinori - Giorgio Balestri

CARATTERISTICHE TECNICHE:

Imbottitura :
poliuretano espanso in varie densità.
Rivestimento :
Pelli o tessuti di alta qualità disponibili in varie categorie.
Su richiesta realizzabile anche con finitura "treccia" realizzata a mano. (disponibile solo con pelli "nabuk" , "kashmir" , "river").
Struttura esterna e zampe:
Base e zampe in massello di noce.

* Su richiesta questo prodotto può essere realizzato su misura

PANCA / BENCH



Pelle in kashmir dadar, base in noce Americano.
Kashmir dadar leather , American walnut base.

LETTI E PANCHE BED AND BENCHES

PRODUCT TECHNICAL SHEET:

Cushions padding:
Expanded polyurethane foam.
Upholstery:
High quality leathers or fabrics available in different categories.
External structure and legs:
Solid walnut base and legs.

* This item can be customized upon request

COMODINI - NIGHT TABLES

indice fotografico - photo summary



KEZIA



MARTIAL



ROCKY



DUSTIN



BENNY IMPERIAL



BENNY DELUXE



DAMARIS



YANN



DESIRE



INFINITY



LOVE



MANHATTAN



WORLD

COMODINI - NIGHT TABLES

KEZIA.....	446	DUSTIN.....	449	YANN.....	453	INFINITY.....	457
KEZIA LUXURY.....	446	BENNY IMPERIAL.....	450	DESIRÈ.....	454	WORLD.....	458
MARTIAL.....	447	BENNY DELUXE.....	451	LOVE.....	455	MODULAR NIGHT.....	481
ROCKY.....	448	DAMARIS.....	452	MANHATTAN.....	456	MODULAR NIGHT.....	483

COMO' - CHEST OF DRAWERS

indice fotografico - photo summary



DAMARIS



DESIRE



INFINITY



WORLD



LOVE



MANHATTAN



WORLD

COMO - DRAWERS

DAMARIS.....	459	INFINITY.....	461	MANHATTAN.....	463	WORLD.....	465
DESIRÈ.....	460	LOVE.....	462	WORLD.....	464		

TOILETTE - MAKE UP DESK

indice fotografico - photo summary



LORINDA



MARTIAL



JAXON



YANN



MARION



DAMARIS



INFINITY

TOILETTE

LORINDA.....	466	MARTIAL.....	467	DAMARIS.....	469	MARION.....	471
LORINDA LUXURY.....	466	JAXON.....	468	YANN.....	470	INFINITY.....	472

SCRITTOI - HOME DESKS

indice fotografico - photo summary



GILL



JAXON



MARION

HOME DESK

JAXON.....	473	MARION.....	474	GILL.....	475
------------	-----	-------------	-----	-----------	-----

SERVOMUTO - VALET STAND

indice fotografico - photo summary



KIRBY



KIRBY SEPARÈ



MARION clothes stand



MARION mirror

CLOTHES STAND

KIRBY.....	477	KIRBY.....	478	MARION.....	479	MARION.....	479
------------	-----	------------	-----	-------------	-----	-------------	-----

KEZIA

Design: Castello Lagravinese Studio

MOBILI NOTTE - NIGHT FURNITURE

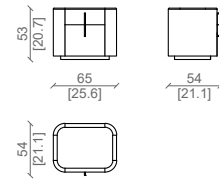
CARATTERISTICHE TECNICHE:

Struttura: realizzata in multistrato impiallacciato delle essenze di Ulivi Salotti .
Cassetto superiore e cassetto inferiore impiallacciati con essenze di legno, con maniglia di massello disponibile in varie finiture.
Top: con cornice di massello di legno con piano incassato in marmo oppure in legno.

PRODUCT TECHNICAL SHEET:

Structure: constructed in veneered multilayer wood from the Ulivi Salotti collection.
Drawers: upper and lower drawers veneered in wood, with solid wood handles available in various finishes.
Top: framed in solid wood with an inset top in marble or wood.

COMODINO - NIGHT TABLE



Noce americano tabacco, top in marmo calacatta verde
American walnut tabacco finish calacatta verde marble top.

KEZIA LUXURY

Design: Castello Lagravinese Studio

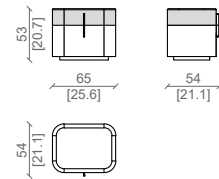
CARATTERISTICHE TECNICHE:

Struttura: realizzata in multistrato impiallacciato delle essenze di Ulivi Salotti .
Cassetto superiore rivestito in pelle come sui suoi finchi.
Cassetto inferiore: impiallacciato in essenza di legno, con maniglia di massello disponibile in varie finiture.
Top: con cornice di massello di legno con piano incassato in marmo oppure in legno.

PRODUCT TECHNICAL SHEET:

Structure: constructed in veneered multilayer wood from the Ulivi Salotti collection.
Upper drawer: upholstered in leather, matching the side panels.
Lower drawer: veneered in wood, with a solid wood handle available in various finishes.
Top: framed in solid wood with an inset top in marble or wood.

COMODINO - NIGHT TABLE



Noce americano tabacco, grasse smeraldo ,top in marmo calacatta verde
American walnut tabacco finish, grasse smeraldo leather, calacatta verde marble top.

MARTIAL

Design: Castello Lagravinese Studio

MOBILI NOTTE - NIGHT FURNITURE

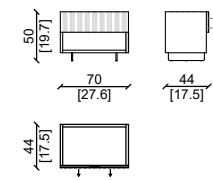
CARATTERISTICHE TECNICHE:

Struttura interna impiallacciata di noce americano, oppure in altre finiture.
Cassetto rivestito in massello lavorato sulla parte frontale, top in marmo disponibile in varie finiture.
Piedini in metallo verniciato disponibile delle categorie di Ulivi Salotti
Vano a giorno portaoggetti.

PRODUCT TECHNICAL SHEET:

Internal structure in American walnut veneer, or in other finishes.
Drawer covered in solid wood worked on the front, marble top available in various finishes.
Painted metal feet available from the Ulivi Salotti categories
Open storage compartment.

COMODINO / NIGHT TABLE



Noce americano myfair, marmo travertino silver.
American walnut myfair, travertino silver marble top

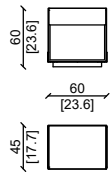
ROCKY

Design: Castello Lagravinese Studio

CARATTERISTICHE TECNICHE:

Struttura interna impiallacciata di noce americano, oppure in altre finiture.
Struttura metallica rivestita in cuoio posta sui fianchi e sotto il mobile.
Cassetti e top con marmo con taglio a 45° con venatura continua.
Piedini in metallo rivestiti in cuoio con terminale a terra disponibile in varie finiture.

COMODINO / NIGHT TABLE



MOBILI NOTTE - NIGHT FURNITURE

PRODUCT TECHNICAL SHEET:

Internal structure in American walnut veneer, or in other finishes.
Metal structure covered in leather placed on the sides and under the cabinet.
Drawers and tops with 45° cut marble with continuous grain.
Metal feet covered in leather with ground terminal available in various finishes.



Noce americano, plume carrara e basi cuoio carrara.
American walnut, plume carrara and cuoio carrara base.

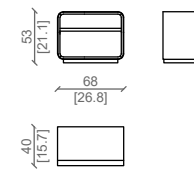
DUSTIN

Design: Ulivi Salotti

CARATTERISTICHE TECNICHE:

Struttura:
Struttura e top in noce Americano, cassetti disponibili in legno o pelle.
Base: in noce.
Disponibili altre finiture di legno.
Variante ad un cassetto, realizzabile o in alto o in basso.

COMODINO / NIGHT TABLE



MOBILI NOTTE - NIGHT FURNITURE

PRODUCT TECHNICAL SHEET:

Structure and top in American walnut, drawers available in wood or leather.
Base: in walnut. Other wood finishes are available.
Single drawer variant, which can be made either at the top or at the bottom.



Noce americano con davanti dei cassetti rivestiti in pelle Grasse Sabbia.
American walnut with drawer fronts upholstered in Grasse Sabbia leather.



BENNY IMPERIAL

Design: Ulivi Salotti

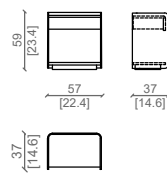
CARATTERISTICHE TECNICHE:

Cassetto : in legno nelle finiture selezionate di Ulivi Salotti, fascia laterale rivestita in pelle.
Struttura e terminali : in metallo disponibile in diverse finiture, ripiano inferiore rivestito con le pelli della gamma esclusiva Ulivi Salotti , disponibili in varie categorie.
Top : disponibile in legno o pelle.

PRODUCT TECHNICAL SHEET:

Upper drawer in wood from selected wood finish by Ulivi Salotti, side
Structure and end caps: in metal available in different kind of finish.
, lower shelf upholstered in high quality leathers available in different categories. FTop : available in wood or leather.

COMODINO / NIGHT TABLE



MOBILI NOTTE - NIGHT FURNITURE



Struttura esterna in plume sabbia , top e cassetto in noce americano.
Exterior structure in Plume Sabbia, top and drawer in American walnut.

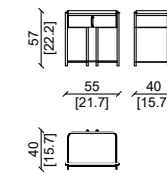
BENNY DELUXE

Design: Castello Lagravinese Studio

CARATTERISTICHE TECNICHE:

Cassetto : in legno nelle finiture selezionate di Ulivi Salotti, fascia laterale rivestita in pelle.
Struttura e terminali : in metallo disponibile in diverse finiture, ripiano inferiore rivestito con le pelli della gamma esclusiva Ulivi Salotti , disponibili in varie categorie.
Top : disponibile in legno o pelle.

COMODINO / NIGHT TABLE



MOBILI NOTTE - NIGHT FURNITURE

PRODUCT TECHNICAL SHEET:

Upper drawer in wood from selected wood finish by Ulivi Salotti, side
Structure and end caps: in metal available in different kind of finish.
, lower shelf upholstered in high quality leathers available in different categories.
Top : available in wood or leather.



Struttura in black nickel, terminali in oro , noce americano e pelle plume malva.
Black nickel structure, bright gold end cap, american walnut, plume malva leather.

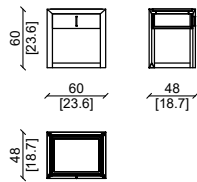
DAMARIS

Design: Castello Lagravinese Studio

CARATTERISTICHE TECNICHE:

Struttura:
Struttura superiore e cassetto in noce Americano. Top disponibile in marmo, legno o pelle.
Maniglia: Realizzata in metallo, con logo Ulivi salotti rivestita con la pelle intrecciata fatta a mano. Optional: Interno cassetto rivestibile in pelle.

COMODINO / NIGHT TABLE



Struttura in noce Americano, pelle in plume cemento, top invisible grey marmo.
American walnut, plume cement leather, invisible grey marble top

MOBILI NOTTE - NIGHT FURNITURE

PRODUCT TECHNICAL SHEET:

Structure :
Upper body and drawer in American walnut . Top available in marble , wood or leather.
Handle: Metal handle upholstered with braid leather hand made.
Optional: Inside of drawer upholstered in leather.

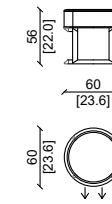
YANN

Design: Castello Lagravinese Studio

CARATTERISTICHE TECNICHE:

Struttura :
Struttura superiore , base e cassetto in massello di noce americano , frassino o rovere disponibili in varie finiture.
Frontale del cassetto rivestito in pelli di alta qualità della gamma esclusiva ulivi salotti , disponibili in varie categorie.
Top :
Disponibile in marmo , legno o pelle della gamma selezionata dei materiali Ulivi.

COMODINO / NIGHT TABLE



Struttura in noce americano, top marmo ombra di caravaggio, pelle grasse mattone.
American walnut structure, ombra di caravaggio marble, grasse mattone leather.

DESIRÈ

Design: Andrea Pinori - Giorgio Balestri

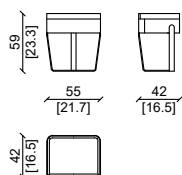
CARATTERISTICHE TECNICHE:

Struttura:
Struttura superiore e cassetto in noce Americano. Top disponibile in marmo, legno o pelle.
Base:
Realizzata in metallo, finitura ottone satinato.
Optional:
Interno cassetto rivestibile in pelle.

PRODUCT TECHNICAL SHEET:

Structure:
Upper body and drawer in American walnut. Top available in marble, wood or leather.
Base:
In metal, satin brass finish.
Optional:
Inside of drawer upholstered in leather.

COMODINO / NIGHT TABLE



Struttura in noce Americano, base in ottone satinato, top in marmo cappuccino onix.
American walnut structure, satin brass base, cappuccino onyx marble top.

LOVE

Design: Andrea Pinori - Giorgio Balestri

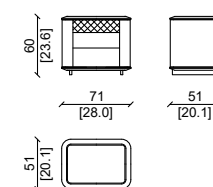
CARATTERISTICHE TECNICHE:

Struttura portante:
Multistrato di abete curvato.
Cornici in legno e piedini:
massello di noce Americano, oppure impiallacciatura in ebano.
Finitura:
Rivestimento in pelli di alta qualità disponibili in vari colori, oppure impiallacciatura in ebano o noce.
Frontali dei cassetti: realizzabili con finitura "treccia" su richiesta (lavorazione disponibile solo con le pelli "nabuk", "kashmir", "river").
Versione Standard:
Struttura in noce Americano.
Versione Luxury:
Frontali, fianchi e schienale con inserti in pelle.

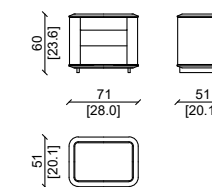
PRODUCT TECHNICAL SHEET:

Main structure:
Round fir plywood.
Wooden frames and legs:
Solid American walnut or ebony veneer.
Finish:
Upholstered with high quality leathers available in different colors, or veneered in ebony or walnut.
Drawers front: it is possible to make it with braided leather work (only available with leather types "nabuk", "kashmir", "river").
Standard version:
Frames in American walnut.
Luxury version:
Front, sides and back with leather inserts.

COMODINO LUX / LUX NIGHT TABLE



COMODINO / NIGHT TABLE



Struttura in noce Americano, pelle in kashmir dadar.
American walnut structure, kashmir dadar leather.

Struttura realizzata tutta in legno con inserti in pelle.
All wood structure, leather inserts.



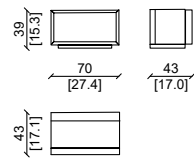
MANHATTAN

Design: Vegni Design

CARATTERISTICHE TECNICHE:

Struttura portante :
Multistrato di abete , impiallacciato in noce Americano.
Frontali dei cassetti :
Massello di noce Americano.
Versione Standard :
Struttura in noce Americano.
Versione Luxury :
Fianchi e schienale con inserti in pelle.

COMODINO / NIGHT TABLE



Tutta la struttura realizzata in legno disponibile in varie finiture.
All wood structure available in different kind of finishes.



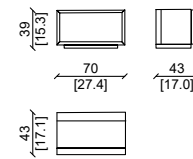
Struttura in noce Americano, fianchi e top in pelle etrusco deserto.
American walnut structure, top and sides in etrusco deserto leather.

MOBILI NOTTE - NIGHT FURNITURE

PRODUCT TECHNICAL SHEET:

Main structure :
Fir plywood , veneered with American walnut.
Front of the drawers :
Solid American walnut.
Standard version :
Frames in American walnut.
Luxury version :
Sides and back with leather inserts.

COMODINO LUXURY / LUXURY NIGHT TABLE



Tutta la struttura realizzata in legno disponibile in varie finiture con fianchi e top rivestiti di pelle personalizzabile.
All wood structure available in different kind of finishes, top and sides covered in leather.

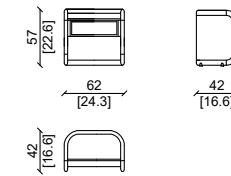
INFINITY

Design: Andrea Pinori - Giorgio Balestri

CARATTERISTICHE TECNICHE:

Struttura portante :
Multistrato di abete.
Top :
Impiallacciato in noce Americano.
Cornici decorative :
Massello di noce Americano.
Versione Standard :
Struttura in noce Americano.
Versione Luxury :
Frontali, fianchi e schienale con inserti in pelle.

COMODINO / NIGHT TABLE



Struttura realizzata tutta in legno.
All wood structure.



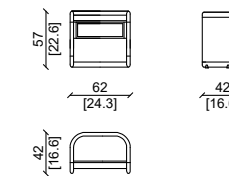
Struttura in noce Americano con inserti di pelle in kashmir dadar.
American walnut structure, kashmir madras leather dadar.

MOBILI NOTTE - NIGHT FURNITURE

PRODUCT TECHNICAL SHEET:

Main structure :
Fir plywood.
Top :
Veneered with American walnut.
Decorative frame :
Solid American walnut.
Standard version :
Frames in American walnut.
Luxury version :
Front, sides and back with leather inserts.

COMODINO LUX / LUX NIGHT TABLE



Struttura realizzata tutta in legno con inserti in pelle
All wood structure, leather inserts.

WORLD

Design: Vegni Design

MOBILI NOTTE - NIGHT FURNITURE

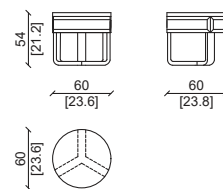
CARATTERISTICHE TECNICHE:

Struttura portante :
Multistrato di abete impiallacciato in noce Americano.
Cornici decorative e base :
Massello di noce Americano.
Versione Standard:
Struttura in noce Americano.
Versione Luxury:
Frontali e fianchi con inserti in pelle.

PRODUCT TECHNICAL SHEET:

Main structure :
Fir plywood , veneered with American walnut.
Decorative frames and base :
Solid American walnut.
Standard Version:
American walnut structure.
Luxury Version:
Front and sides with leather inserts.

COMODINO / NIGHT TABLE



Tutta la struttura realizzata in legno disponibile in varie finiture.
All wood structure available in different kind of finishes.



Struttura in noce Americano, fianchi e cassetto in pelle etrusco deserto.
American walnut structure, drawer and sides in etrusco deserto leather.

DAMARIS

Design: Castello Lagravinese Studio

MOBILI NOTTE - NIGHT FURNITURE

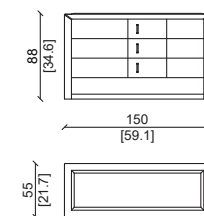
CARATTERISTICHE TECNICHE:

Struttura:
Struttura superiore e cassetto in noce Americano. Top disponibile in marmo , legno o pelle.
Maniglia: Realizzata in metallo , con logo Ulivi salotti rivestita con la pelle intrecciata fatta a mano .Optional: Interno cassetto rivestibile in pelle.

PRODUCT TECHNICAL SHEET:

Structure :
Upper body and drawer in American walnut . Top available in marble , wood or leather.
Handle: Metal handle upholstered with braid leather hand made.
Optional: Inside of drawer upholstered in leather.

COMO' / DRESSING TABLE



Struttura in noce Americano ,pelle in grasse malva , top ombra di caragavaggio marmo.
American walnut, grasse malva leather, ombra di caravaggio marble top

DESIRÈ

Design: Andrea Pinori - Giorgio Balestri

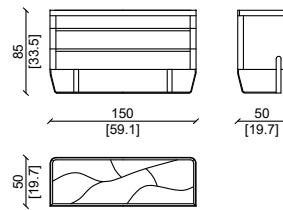
CARATTERISTICHE TECNICHE:

Struttura:
Struttura superiore e cassetto in noce Americano. Top disponibile in marmo, legno o pelle.
Base:
Realizzata in metallo, finitura ottone satinato.
Optional:
Interno cassetto rivestibile in pelle.

PRODUCT TECHNICAL SHEET:

Structure:
Upper body and drawer in American walnut. Top available in marble, wood or leather.
Base:
In metal, satin brass finish.
Optional:
Inside of drawer upholstered in leather.

COMO' / DRESSING TABLE



MOBILI NOTTE - NIGHT FURNITURE

INFINITY

Design: Andrea Pinori - Giorgio Balestri

CARATTERISTICHE TECNICHE:

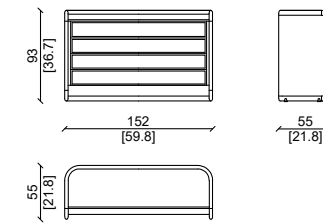
Struttura portante:
Multistrato di abete.
Top:
Impiallacciato in noce Americano.
Cornici decorative:
Massello di noce Americano.
Versione Standard:
Struttura in noce Americano.
Versione Luxury:
Frontali, fianchi e schienale con inserti in pelle.

PRODUCT TECHNICAL SHEET:

Main structure:
Fir plywood.
Top:
Veneered with American walnut.
Decorative frame:
Solid American walnut.
Standard version:
Frames in American walnut.
Luxury version:
Front, sides and back with leather inserts.



COMO' LUX/ LUX DRESSING TABLE



COMO' / DRESSING TABLE
Peso/Wgt: 120Kg m³ 0,90

Struttura realizzata tutta in legno con inserti in pelle.
All wood structure, leather inserts.

Struttura realizzata tutta in legno.
All wood structure.



Struttura in noce Americano, base in ottone satinato, top in marmo cappuccino onix.
American walnut structure, satin brass base, cappuccino onyx marble top.



Struttura in noce Americano con inserti di pelle in kashmir dadar.
American walnut structure, kashmir madras leather dadar.

LOVE

Design: Andrea Pinori - Giorgio Balestri

MOBILI NOTTE - NIGHT FURNITURE

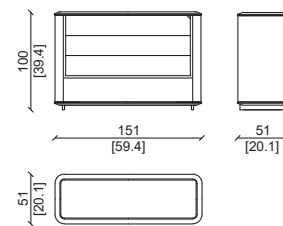
CARATTERISTICHE TECNICHE:

Struttura portante :
Multistrato di abete curvato.
Cornici in legno e piedini :
massello di noce Americano , oppure impiallacciatura in ebano.
Finitura :
Rivestimento in pelli di alta qualità disponibili in vari colori , oppure impiallacciatura in ebano o noce.
Frontali dei cassetti : realizzabili con finitura "treccia" su richiesta (lavorazione disponibile solo con le pelli "nabuk" , "kashmir" , "river" , Grassè).
Versione Standard :
Struttura in noce Americano.
Versione Luxury :
Frontali, fianchi e schienale con inserti in pelle.

PRODUCT TECHNICAL SHEET:

Main structure :
Round fir plywood.
Wooden frames and legs :
Solid American walnut or ebony veneer.
Finish :
Upholstered with high quality leathers available in different colors , or veneered in ebony or walnut.
Drawers front : it is possible to make it with braided leather work (only available with leather types "nabuk" , "kashmir" , "river" , Grassè).
Standard version :
Frames in American walnut.
Luxury version :
Front, sides and back with leather inserts.

COMO / DRESSING TABLE

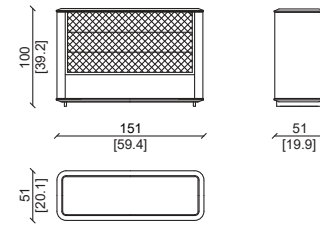


Struttura realizzata tutta in legno.
All wood structure.



Struttura in noce Americano , pelle in kashmir dadar.
American walnut structure, kashmir dadar leather.

COMO LUX /LUX DRESSING TABLE



Struttura realizzata tutta in legno con inserti in pelle.
All wood structure, leather inserts.

MANHATTAN

Design: Vegni Design

MOBILI NOTTE - NIGHT FURNITURE

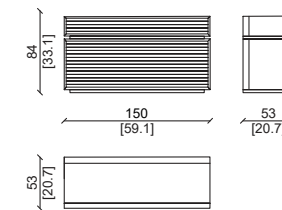
CARATTERISTICHE TECNICHE:

Struttura portante :
Multistrato di abete , impiallacciato in noce Americano.
Frontali dei cassetti :
Massello di noce Americano.
Versione Standard :
Struttura in noce Americano.
Versione Luxury :
Fianchi e schienale con inserti in pelle.

PRODUCT TECHNICAL SHEET:

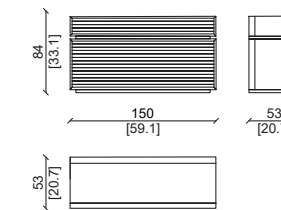
Main structure :
Fir plywood , veneered with American walnut.
Front of the drawers :
Solid American walnut.
Standard version :
Frames in American walnut.
Luxury version :
Sides and back with leather inserts.

COMO / DRESSING TABLE



Tutta la struttura realizzata in legno disponibile in varie finiture.
All wood structure available in different kind of finishes.

COMO LUXURY /LUXURY DRESSING TABLE



Tutta la struttura realizzata in legno disponibile in varie finiture con fianchi e top rivestiti di pelle personalizzabile.
All wood structure available in different kind of finishes, top and sides covered in leather.



Struttura in noce Americano, fianchi e top in noce Americano.
American walnut structure, top and sides in American walnut.

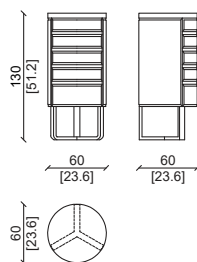
WORLD

Design: Vegni Design

CARATTERISTICHE TECNICHE:

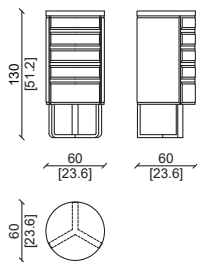
Struttura portante :
Multistrato di abete impiallacciato in noce Americano.
Cornici decorative e base :
Massello di noce Americano.
Finitura :
Cassetti e fianchi rivestiti in pelle di alta qualità , disponibile in diversi colori.

SETTIMINO / DRESSING TABLE



Tutta la struttura realizzata in legno disponibile in varie finiture.
All wood structure available in different kind of finishes.

SETTIMINO LU. / LUX. DRESSING TABLE



Tutta la struttura realizzata in legno disponibile in varie finiture con fianchi rivestiti di pelle personalizzabile.
All wood structure available in different kind of finishes, sides covered in leather.

MOBILI NOTTE - NIGHT FURNITURE

PRODUCT TECHNICAL SHEET:

Main structure :
Fir plywood , veneered with American walnut.
Decorative frames and base :
Solid American walnut.
Finish :
Drawers and side parts upholstered in high quality leather available in different colors.



Struttura in noce Americano, fianchi e cassetti in pelle etrusco polvere.
American walnut structure, drawers and sides in etrusco polvere leather.

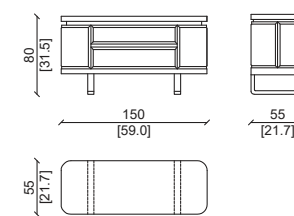
WORLD

Design: Vegni Design

CARATTERISTICHE TECNICHE:

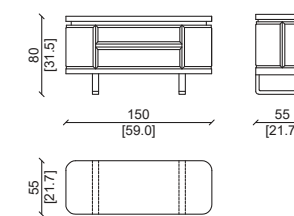
Struttura portante :
Multistrato di abete impiallacciato in noce Americano.
Cornici decorative e base :
Massello di noce Americano.
Versione Standard:
Struttura in noce Americano.
Versione Luxury:
Frontali e fianchi con inserti in pelle.

COMO / DRESSING TABLE



Tutta la struttura realizzata in legno disponibile in varie finiture.
All wood structure available in different kind of finishes.

COMO LUX. / LUX. DRESSING TABLE



Tutta la struttura realizzata in legno disponibile in varie finiture con fianchi rivestiti di pelle personalizzabile.
All wood structure available in different kind of finishes, sides covered in leather.



Struttura in noce Americano, fianchi e top in pelle etrusco deserto.
American walnut structure, top and sides in etrusco deserto leather.

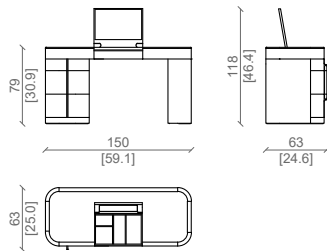
LORINDA

Design: Castello Lagravinese Studio

CARATTERISTICHE TECNICHE:

Struttura: realizzata in multistrato impiallacciato delle essenze di Ulivi Salotti.
Cassettiera: impiallacciata in legno con maniglie in massello di noce americano o altre finiture, tecnologia soft per la chiusura.
Sottopiano e gamba laterale: impiallacciati nelle essenze di Ulivi .
Piano: impiallacciato delle essenze disponibili con cornice in massello.
Vano porta oggetti: centrale e sotto piano, con apertura a ribalta con specchio e divisori in legno con fondo rivestito in pelle.

TOILETTE 150

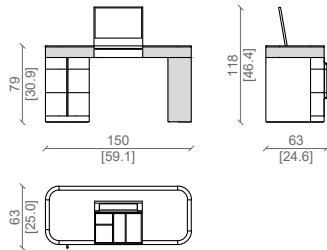


LORINDA LUXURY

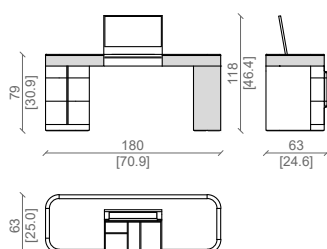
Design: Castello Lagravinese Studio

Struttura: realizzata in multistrato impiallacciato delle essenze di Ulivi Salotti.
Cassettiera: impiallacciata in legno con maniglie in massello di noce americano o altre finiture, tecnologia soft per la chiusura.
Sottopiano e gamba laterale : rivestiti in pelle.
Piano: impiallacciato delle essenze disponibili con cornice in massello.
Vano porta oggetti: centrale e sotto piano, con apertura a ribalta con specchio e divisori in legno con fondo rivestito in pelle.

TOILETTE 150



TOILETTE 180

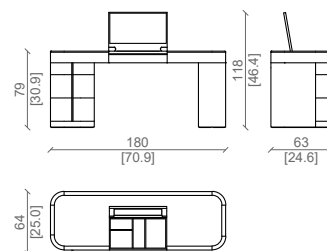


MOBILI NOTTE - NIGHT FURNITURE

PRODUCT TECHNICAL SHEET:

Structure: constructed in veneered multilayer wood from the Ulivi Salotti collection.
Drawer unit: veneered in wood with solid walnut handles or other finishes, featuring soft-close technology.
Undershelf and side leg: veneered in wood species from the Ulivi Salotti collection.
Top: veneered in available wood species with a solid wood frame.
Storage Compartment: central compartment beneath the top, with a flip-down opening, mirror, wooden dividers, and leather-lined base.

TOILETTE 180



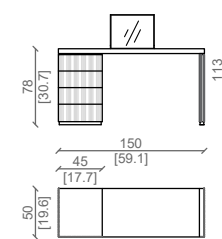
MARTIAL

Design: Castello Lagravinese Studio

CARATTERISTICHE TECNICHE:

Struttura interna impiallacciata di noce americano, oppure in altre finiture.
Cassetti e gamba esterna rivestiti in massello lavorato sulla parte frontale, top in marmo disponibile in varie finiture.
Cassettiera con 4 cassetti , e specchio inclinato a filo lucido sul top.

TOILETTE - MAKE UP DESK



MOBILI NOTTE - NIGHT FURNITURE

PRODUCT TECHNICAL SHEET:

Internal structure in American walnut veneer, or in other finishes.
Drawers and external leg covered in solid wood worked on the front, marble top available in various finishes. Chest of drawers with 4 drawers, and inclined mirror with polished edge on the top.



Grasse sabbia e noce americano.
Grasse sabbia leather, american walnut.



Noce americano myfair.
American walnut myfair.

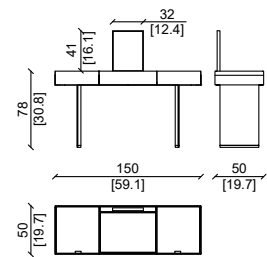
JAXON

Design: Castello Lagravinese Studio

CARATTERISTICHE TECNICHE:

Struttura interna impiallacciata di noce americano, oppure in altre finiture.
Struttura metallica rivestita in cuoio posta sui fianchi e sotto il mobile.
Piedini in metallo rivestiti in cuoio con terminale a terra disponibile in varie finiture.
Specchio lucido sul top.

TOILETTE - MAKE UP DESK



Noce tabacco, pelle cuoio cemento.
American walnut tabacco, cuoio cemento leather.

468

MOBILI NOTTE - NIGHT FURNITURE

PRODUCT TECHNICAL SHEET:

Internal structure in American walnut veneer, or in other finishes.
Metal structure covered in leather placed on the sides and under the cabinet.
Metal feet covered in leather with ground terminal available in various finishes.
Clear mirror on top.



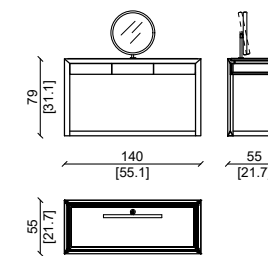
DAMARIS

Design: Castello Lagravinese Studio

CARATTERISTICHE TECNICHE:

Struttura:
Struttura superiore e cassetto in noce Americano. Top disponibile in marmo, legno o pelle.
Maniglia: Realizzata in metallo, con logo Ulivi salotti rivestita con la pelle intrecciata fatta a mano. Optional: Interno cassetto rivestibile in pelle.

TOILETTE



Struttura in noce americano finitura tabacco, specchio ottone satinato.
American walnut tabacco finish, satin brass mirror.

469

MOBILI NOTTE - NIGHT FURNITURE

PRODUCT TECHNICAL SHEET:

Structure :
Upper body and drawer in American walnut . Top available in marble , wood or leather.
Handle: Metal handle upholstered with braid leather hand made.
Optional: Inside of drawer upholstered in leather.



YANN

Design: Castello Lagravinese Studio

CARATTERISTICHE TECNICHE:

Struttura :

Struttura superiore , base e cassetti in massello di noce americano , frassino o rovere disponibili in varie finiture. Frontale del cassetti rivestito in pelli di alta qualità della gamma esclusiva ulivi salotti , disponibili in varie categorie.

Top :

Disponibile in marmo , legno o pelle della gamma selezionata dei materiali ulivi salotti.

Accessori

Specchietto di cortesia integrato , con cornice in ottone.

PRODUCT TECHNICAL SHEET:

Structure :

Upper body , base and drawers in solid american walnut , ash wood or oak available in different finish.

Front of the drawers upholstered in high quality leathers from ulivi salotti exclusive range , available in different categories.

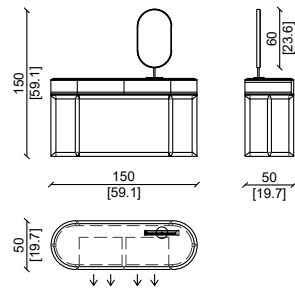
Top :

Available in marble , wood or leather , selected from ulivi salotti exclusive materials range.

Accessories

Built-in mirror with brass frame

TOILETTE / MAKE-UP DESK



Struttura in noce americano, top marmo ombra di caravaggio, pelle grasse mattone.
American walnut structure, ombra di caravaggio marble, grasse mattone leather.

MARION

Design: Andrea Pinori - Giorgio Balestri

CARATTERISTICHE TECNICHE:

Struttura :

Cornice e corpo centrale in noce Americano, struttura portante in metallo disponibile in diverse finiture.

Accessori :

Specchio rotondo grande e specchio piccolo ingranditore con profilo in metallo , fissati alla struttura superiore.

Cassetti frontali , con chiusura soft.

Structure :

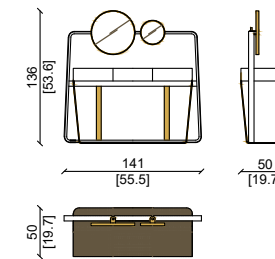
External frame and central body in American walnut, supporting structure in metal available in different finish.

Accessories :

Big round mirror and small magnifying mirror with metal profile , installed along the upper frame.

Front drawers , soft closing.

TOILETTE / MAKE UP DESK



Struttura in noce Americano , base in ottone satinato.
American walnut structure, satin brass base.

INFINITY

Design: Andrea Pinori - Giorgio Balestri

CARATTERISTICHE TECNICHE:

Struttura portante e cornici decorative :
Massello di noce Americano.

Top :

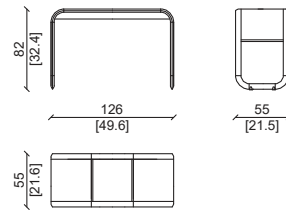
Impiallacciato in noce Americano.

Piano ribaltabile con specchio e ripiani in pelle interni.

Optional :

Piano ribaltabile rivestito in pelle su richiesta.

TOILETTE / MAKE UP DESK



Struttura in noce Americano.
American walnut structure.

MOBILI NOTTE - NIGHT FURNITURE

PRODUCT TECHNICAL SHEET:

Main structure and decorative frames :
Solid American walnut.

Top :

Veneered with American walnut.

Flap top with internal mirror.

Inner compartments upholstered with leather.

Option :

Flap top can be upholstered with leather upon request.

JAXON

Design: Castello Lagravinese Studio

CARATTERISTICHE TECNICHE:

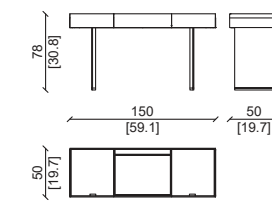
Struttura interna impiallacciata di noce americano,
oppure in altre finiture.

Struttura metallica rivestita in cuoio posta sui fianchi e sotto
il mobile.

Piedini in metallo rivestiti in cuoio con terminale a terra
disponibile in varie finiture.

Clear mirron on top.

SCRIVANIA - HOME DESK



Noce myfair, pelle cuoio cemento.
American walnut myfair, cuoio cemento leather.

MARION

Design: Andrea Pinori - Giorgio Balestri

MOBILI NOTTE - NIGHT FURNITURE

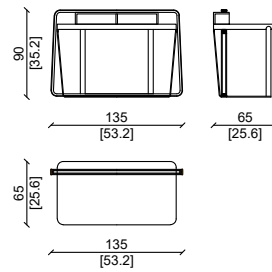
CARATTERISTICHE TECNICHE:

Struttura :
Struttura portante e corpo centrale in legno massello di noce americano, frassino o rovere disponibili in varie finiture.
Base :
Struttura realizzata in metallo, con finitura ottone satinato
Top:
Rivestimento in pelli di alta qualità della gamma esclusiva ulivi salotti, disponibili in varie categorie.

PRODUCT TECHNICAL SHEET:

Structure :
Structure and external frame in solid american walnut, ash wood or oak available in different finish.
Base :
Base made in metal, satin brass finish.
Top :
High quality leathers from ulivi salotti exclusive range, available in different categories.

SCRITTOIO / DESK



Struttura in noce americano, top in pelle grasse mattone, base in ottone satinato.
American walnut structure, grasse mattone leather top, satin brass base.

GILL

Design: Castello Lagravinese Studio

MOBILI NOTTE - NIGHT FURNITURE

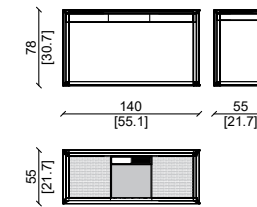
CARATTERISTICHE TECNICHE:

Struttura interna impiallacciata di noce americano, oppure in altre finiture.
Struttura metallica rivestita in cuoio posta sui fianchi e sotto il mobile.
Piedini in metallo rivestiti in cuoio con terminale a terra disponibile in varie finiture.

PRODUCT TECHNICAL SHEET:

Internal structure in American walnut veneer, or in other finishes.
Metal structure covered in leather placed on the sides and under the cabinet.
Metal feet covered in leather with ground terminal available in various finishes.
Clear mirror on top.

SCRITTORIO - HOME DESK



Noce americano tabacco, plume sabbia.
American walnut tabacco and plume sabbia leather.

KIRBY

Design: Castello Lagravinese Studio

MOBILI NOTTE - NIGHT FURNITURE

CARATTERISTICHE TECNICHE:

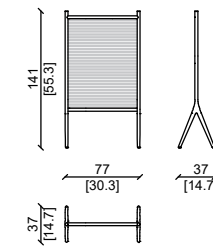
Gambe in legno massello con inserti di pelle di 10mm inseriti a mano, disponibili nelle diverse categorie di Ulivi Salotti. Terminali in metallo disponibili nelle finiture Ulivi Salotti.

PRODUCT TECHNICAL SHEET:

Legs in solid wood with 10 mm leather strips inserted by hand, available in the different categories of Ulivi Salotti. Metal end caps available in different finishes.



SEPARÈ



Massello di noce americano, pelle plume ottanio.
Solid american walnut, grasse plume leather.

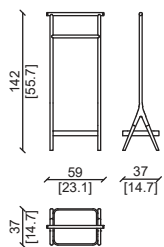
KIRBY

Design: Castello Lagravinese Studio

CARATTERISTICHE TECNICHE:

Struttura in massello di noce americano.
Terminali in metallo disponibili in diverse finiture.
Vassoio inferiore con inserti in pelle delle categorie di Ulivi Salotti.

SERVOMUTO - CLOTHES STAND



Massello di noce americano, pelle grasse ottanio.
Solid american walnut, grasse ottanio leather.

MOBILI NOTTE - NIGHT FURNITURE

PRODUCT TECHNICAL SHEET:

Solid American walnut frame.
Metal end caps available in various finishes.
Lower tray with leather inserts from the Ulivi Salotti collections.



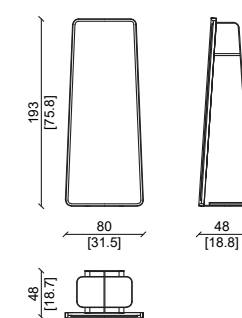
MARION

Design: Andrea Pinori - Giorgio Balestri

CARATTERISTICHE TECNICHE:

Struttura:
Struttura esterna in legno massello di noce Americano ,
supporto posteriore in metallo , finitura ottone satinato.
Accessori:
Vassoietto inferiore con profilo in metallo , rivestito in pelle ,
elemento appendiabiti / porta pantaloni dietro lo specchio.

SPECCHIERA - MIRROR



Struttura in ottone satinato, cornice in noce Americano.
Satin brass structure, American walnut frame

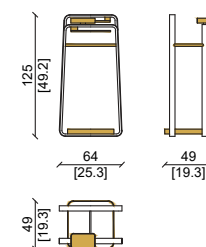
MARION

Design: Andrea Pinori - Giorgio Balestri

Struttura :
Struttura portante in legno massello di noce Americano.
Base : base e accessori realizzati in metallo , con finitura
ottone satinato
Accessori :
Vassoietti superiore e inferiore con profilo in metallo , rivestiti
in pelle , elementi appendiabiti / porta pantaloni in ottone.

Structure:
Structure and external frame in solid American walnut.
Base:
Base and accessories in metal , satin brass finish.
Accessories :
Upper and lower trays with metal profile , padded with
leather.Trousers and clothes hangers in brass.

SERVOMUTO / CLOTHES STAND



Cornici in noce Americano, vassoi in ottone satinato.
American walnut frame, satin brass trays.

MODULAR NIGHT

Design: Castello Lagravinese Studio

CARATTERISTICHE TECNICHE:

Struttura interna:
Multistrato di abete.

Imbottitura :

Testata e giroletto : poliuretano espanso in varie densità.

Rivestimento :

Testata rivestita con pelle esclusiva, nella parte superiore in treccia fatta a mano disponibili in varie categorie.

Giroletto : pelli o tessuti di alta qualità disponibili in varie categorie.

Gambe in metallo disponibili in diverse finiture di Ulivi Salotti.

MOBILI NOTTE - NIGHT FURNITURE

PRODUCT TECHNICAL SHEET:

Internal structure:

Spruce plywood.

Padding :

Headboard and bed frame: polyurethane foam in various densities.

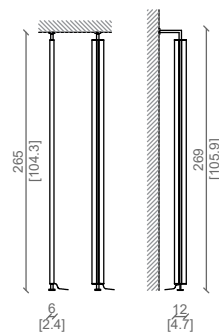
Coating :

Headboard upholstered in exclusive leather, in the upper part in handmade braid available in various categories.

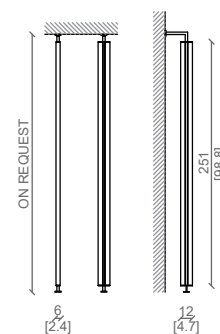
Bed frame: high quality leathers or fabrics available in various categories.

Metal legs available in different finishes by Ulivi Salotti.

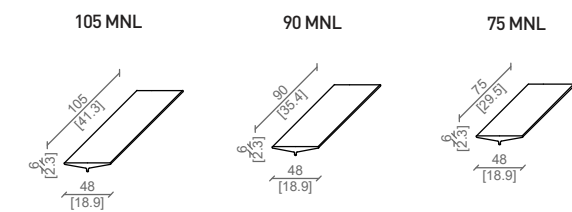
MONTANTE DX/SX CON DRIVER - SHELF UPRIGHT WITH DRIVER



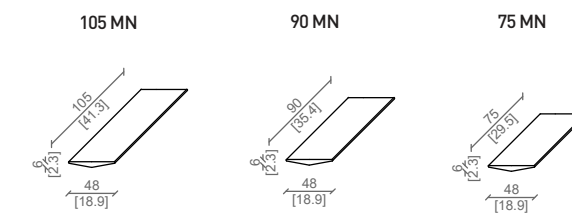
MONTANTE - SHELF UPRIGHT



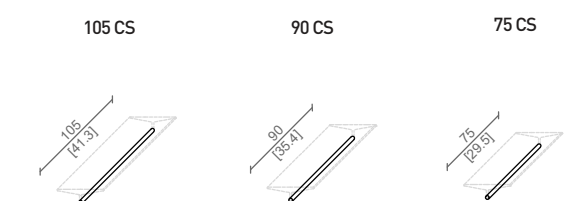
MENSOLE CON STRIP LED - SHELVES WITH STRIP LED



MENSOLE - SHELVES




BASTONE APPENDIABITI - CLOTHES STAND



Dettaglio cassettera con top in vetro e noce americano finitura my fair.
Detail of the drawer unit with a glass top and American walnut in the 'My Fair' finish.



Dettaglio cassettera con top in vetro e noce americano finitura my fair e accessorio porta oggetti interno rivestito in pelle.
Detail of the drawer unit with a glass top and American walnut in the 'My Fair' finish, featuring a leather-lined internal organizer.

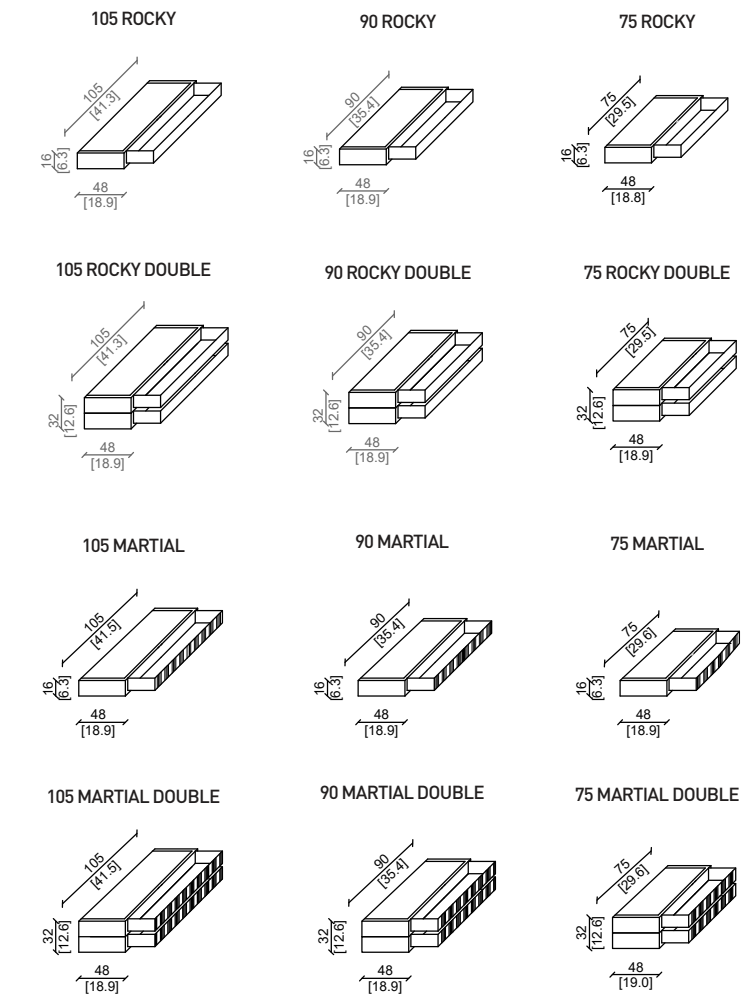




MODULAR NIGHT

Design: Castello Lagravinese Studio

CASSETTI SOSPESI/ SUSPENDED DRAWERS



CASSETTO CON PORTA PANTALONI ESTRAIBILE - DRAWER WITH REMOVABLE TROUSER HANGER

PORTAPANTALONI ESTRAIBILE CON BASTONI RIVESTITI IN PELLE DELLE CATEGORIE ULIVI SALOTTI.
 REMOVABLE TROUSER HANGER WITH LEATHER-COVERED STICKS FROM THE ULIVI SALOTTI CATEGORIES

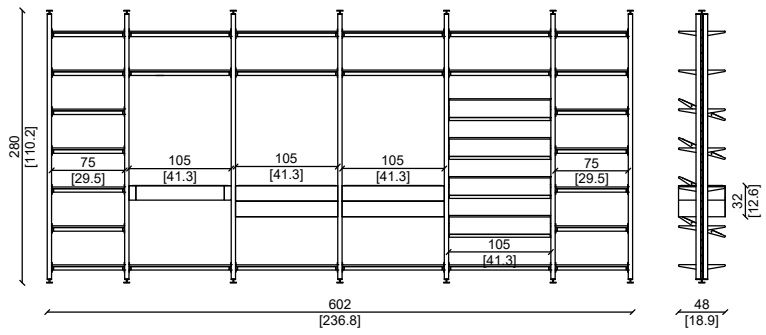


VANO PORTA ACCESSORI RIVESTITI IN PELLE DELLE CATEGORIE ULIVI SALOTTI PERSONALIZZABILE.
 CUSTOMIZABLE ACCESSORY COMPARTMENT COVERED IN LEATHER FROM THE ULIVI SALOTTI CATEGORIES.

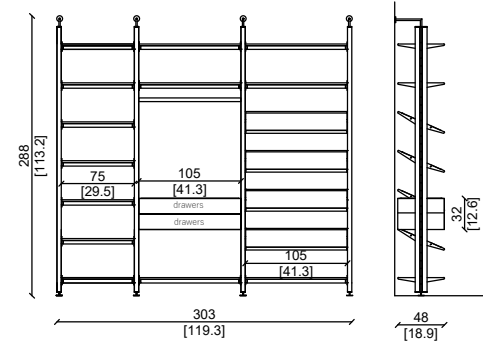


ESEMPIO DI COMPOSIZIONE - EXEMPLE OF COMPOSITION

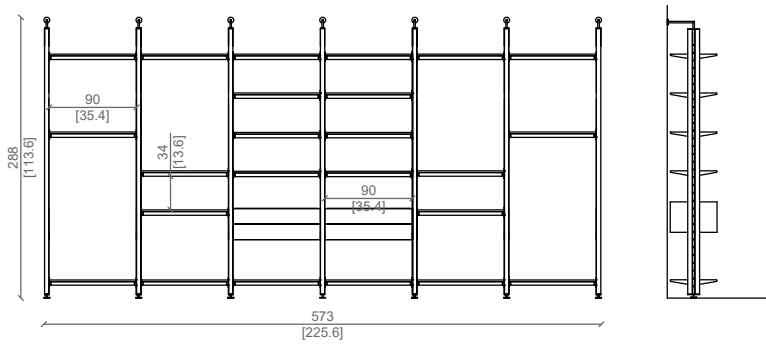
TERRA / SOFFITTO - FLOOR / CEILING
COMPOSITION A



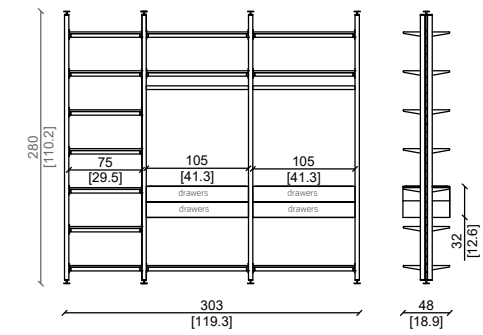
TERRA / PARETE - FLOOR / WALL
COMPOSITION A



TERRA / PARETE - FLOOR / WALL
COMPOSITION B



TERRA / SOFFITTO - FLOOR / CEILING
COMPOSITION B



ACCESSORI ARMADI - WARDROBE ACCESSORIES

GRUCCE
GRUCCE IN MASSELLO CON RIFINITURE IN PELLE PLUME CARRARA E METALLO NERO SATINATO.
HANGERS IN SOLID WOOD WITH FINISHES IN PLUME CARRARA LEATHER AND SATIN BLACK METAL.

PORTA BORSE/BAG HOLDER
PORTABORSE CON RIFINITURE IN PELLE PLUME CARRARA E METALLO NERO SATINATO.
BAG HOLDER WITH FINISHES IN PLUME CARRARA LEATHER AND SATIN BLACK METAL.

PORTA SCIARPE/ SCARF HOLDER
PORTA SCIARPE CON RIFINITURE IN PELLE PLUME CARRARA E METALLO NERO SATINATO.
SCARF HOLDER WITH FINISHES IN PLUME CARRARA LEATHER AND SATIN BLACK METAL.



SCRIVANIE - DESKS

indice fotografico - photo summary



PARIS



GILL



BRUCE



BRUCE SECTIONAL



WOODY



WORLD

OFFICE DESK

PARIS LUX.....	488	PARIS LARGE LUX.....	491	BRUCE SECTIONAL.....	497
PARIS.....	490	GILL.....	492	WOODY.....	501
PARIS LARGE.....	491	BRUCE.....	494	WORLD.....	503

SEDIE GIREVOLI - SWIVEL CHAIRS

indice fotografico - photo summary



MARTHA



MARTHA GUEST



WILLEM



WILLEM GUEST



MARIN



JONAS



GIANPIER

SWIVEL CHAIR OFFICE

MARTHA.....	504	WILLEM.....	505	GIANPIER.....	507	MARIN.....	510
MARTHA GUEST.....	504	WILLEM GUEST.....	506	JONAS.....	508		

PARIS LUX

Design: Castello Lagravinese studio

UFFICIO - OFFICE

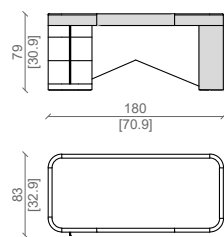
CARATTERISTICHE TECNICHE:

Struttura: realizzata in multistrato impiallacciato delle essenze di Ulivi Salotti.
 Cassetteria: impiallacciata in legno con maniglie in massello di noce americano o altre finiture, tecnologia soft per la chiusura.
 Sottopiano e gamba laterale: impiallacciati nelle essenze di Ulivi.
 Piano: impiallacciato delle essenze disponibili con cornice in massello.
 Cassetto: sotto piano nella parte centrale.
 Disponibile anche la versione con pannello di cortesia in legno.

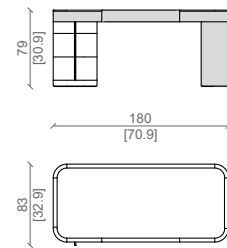
PRODUCT TECHNICAL SHEET:

Structure: constructed in veneered multilayer wood from the Ulivi Salotti collection.
 Drawer unit: veneered in wood with solid walnut handles or other finishes, featuring soft-close technology.
 Undershelf and Side Leg: Veneered in wood species from the Ulivi Salotti collection.
 Top: Veneered in available wood species with a solid wood frame.
 Drawer: Central drawer located beneath the top surface.
 Optional Feature: Also available with a wooden modesty panel.

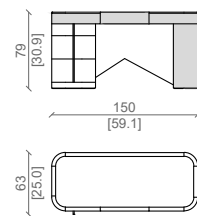
SCRIVANIA LUX - LUX WORK DESK
180X83 CON PANNELLO
WITH MODESTY PANEL



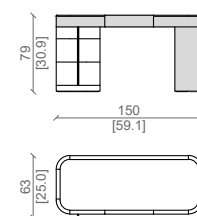
SCRIVANIA LUX - LUX WORK DESK
180X83 SENZA PANNELLO
WITHOUT MODESTY PANEL



SCRIVANIA LUX- WORK DESK LUX
150X63 CON PANNELLO
WITH MODESTY PANEL



SCRIVANIA LUX- WORK DESK LUX
150X63 SENZA PANNELLO
WITHOUT MODESTY PANEL



Noce americano myfair e pelle plume carrara.
 American walnut my fair and plume carrara leather.



PARIS

Design: Castello Lagravinese studio

UFFICIO - OFFICE

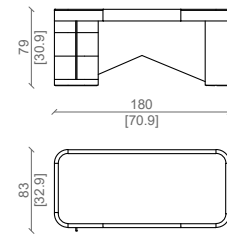
CARATTERISTICHE TECNICHE:

Struttura: realizzata in multistrato impiallacciato delle essenze di Ulivi Salotti.
 Cassetteria: impiallacciata in legno con maniglie in massello di noce americano o altre finiture, tecnologia soft per la chiusura.
 Sottopiano e gamba laterale: impiallacciati nelle essenze di Ulivi.
 Piano: impiallacciato delle essenze disponibili con cornice in massello.
 Cassetto: sotto piano nella parte centrale.
 Disponibile anche la versione con pannello di cortesia in legno.

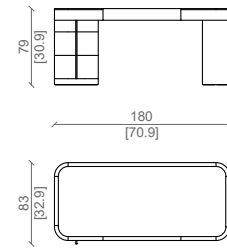
PRODUCT TECHNICAL SHEET:

Structure: constructed in veneered multilayer wood from the Ulivi Salotti collection.
 Drawer unit: veneered in wood with solid walnut handles or other finishes, featuring soft-close technology.
 Undershelf and Side Leg: Veneered in wood species from the Ulivi Salotti collection.
 Top: Veneered in available wood species with a solid wood frame.
 Drawer: Central drawer located beneath the top surface.
 Optional Feature: Also available with a wooden modesty panel.

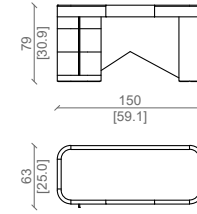
SCRIVANIA - WORK DESK
180X83 CON PANNELLO
WITH MODESTY PANEL



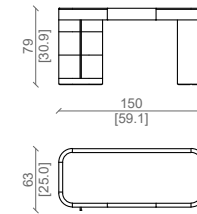
SCRIVANIA - WORK DESK
180X83 SENZA PANNELLO
WITHOUT MODESTY PANEL



150X63 CON PANNELLO
WITH MODESTY PANEL



150X63 SENZA PANNELLO
WITHOUT MODESTY PANEL



Noce americano myfair.
American walnut my fair.

PARIS LARGE

Design: Castello Lagravinese studio

UFFICIO - OFFICE

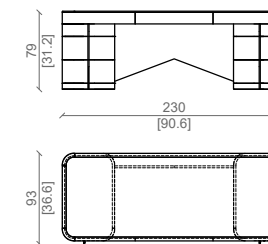
CARATTERISTICHE TECNICHE:

Struttura: realizzata in multistrato impiallacciato delle essenze di Ulivi Salotti.
 Cassetteria: impiallacciata in legno con maniglie in massello di noce americano o altre finiture, tecnologia soft per la chiusura.
 Sottopiano e gamba laterale: impiallacciati nelle essenze di Ulivi.
 Piano: impiallacciato delle essenze disponibili con cornice in massello.
 Cassetto: sotto piano nella parte centrale.
 Disponibile anche la versione con pannello di cortesia in legno.

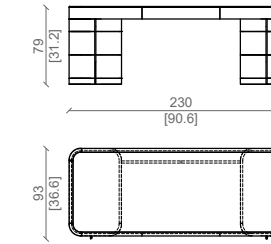
PRODUCT TECHNICAL SHEET:

Structure: constructed in veneered multilayer wood from the Ulivi Salotti collection.
 Drawer unit: veneered in wood with solid walnut handles or other finishes, featuring soft-close technology.
 Undershelf and Side Leg: Veneered in wood species from the Ulivi Salotti collection.
 Top: Veneered in available wood species with a solid wood frame.
 Drawer: Central drawer located beneath the top surface.
 Optional Feature: Also available with a wooden modesty panel.

SCRIVANIA - WORK DESK
230X93 CON PANNELLO
WITH MODESTY PANEL



SCRIVANIA - WORK DESK
230X93 SENZA PANNELLO
WITHOUT MODESTY PANEL

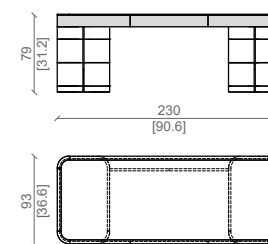


Noce americano myfair e pelle plume carrara.
American walnut my fair and plume carrara leather.

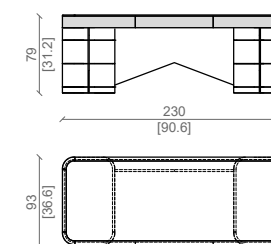
PARIS LARGE LUX

Design: Castello Lagravinese studio

SCRIVANIA LUX - LUX WORK DESK
230X93 SENZA PANNELLO
WITHOUT MODESTY PANEL



SCRIVANIA LUX - LUX WORK DESK
230X93 CON PANNELLO
WITH MODESTY PANEL



Noce americano myfair e pelle plume carrara.
American walnut my fair and plume carrara leather.

GILL

Design: Castello Lagravinese studio

UFFICIO - OFFICE

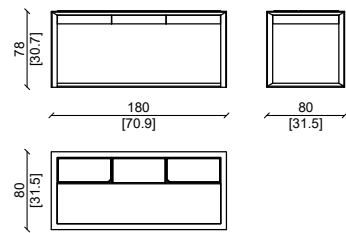
CARATTERISTICHE TECNICHE:

Struttura : Composta da cornici di massello e noce americano impiallacciato
Top : Con 3 antine a ribalta con inserti di pelle sul top.
Cassetto frontale con disposizioni per oggettistica da ufficio in massello di noce americano e cassetti laterali con fondo di pelle e partizioni in noce americano.
Pelli disponibili delle varie categorie esclusive di Ulivi Salotti.
Disponibile anche la versione tutta noce.

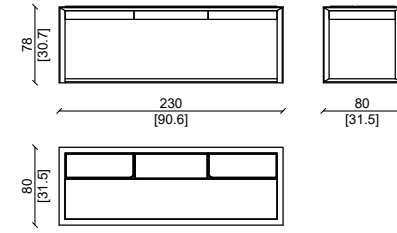
PRODUCT TECHNICAL SHEET:

Structure: Made up of solid wood frames and American walnut veneer.
Top: With 3 flap doors with leather inserts on the top.
Front drawer with provisions for office objects in solid American walnut and side drawers with leather bottom and partitions in American walnut.
Available leathers of the various exclusive categories of Ulivi Salotti.
Also available in all walnut version.

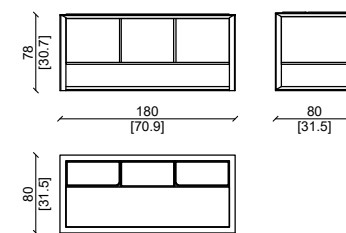
SCRIVANIA / DESK



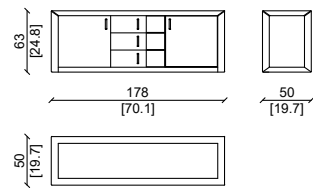
SCRIVANIA PER ALLUNGO / DESK FOR EXTENSION



SCRIVANIA CHIUSA / CLOSED DESK



ESTENSIONE CON CASSETTIERA / EXTENSION WITH DRAWERS



Struttura in noce americano e pelle in plume Sabbia.
American walnut structure, plume sabbia leather insert.



BRUCE

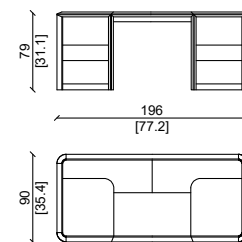
Design: Andrea Pinori - Giorgio Balestri

UFFICIO - OFFICE

CARATTERISTICHE TECNICHE:

Struttura portante :
Multistrato di abete curvato.
Cornici decorative e base :
Impiallacciatura in ebano ; su richiesta possibilità di rivestimento in pelle oppure in noce Americano .
Finitura :
Cassetti e fianchi rivestiti in pelle di alta qualità , disponibile in diversi colori.

SCRIVANIA / DESK



PRODUCT TECHNICAL SHEET:

Main structure :
Round fir plywood .
Decorative frames and base :
Veneered in ebony ; upon request also available in leather or in American walnut.
Drawers with side opening.
Finish :
Drawers and side parts upholstered in high quality leather available in different colors.

* This item can be customized upon request



Struttura in massello noce americano, con inserti di pelle etrusco deserto.
Solid american walnut structure with etrusco deserto leather inserts .



BRUCE SECTIONAL

Design: Andrea Pinori - Giorgio Balestri

UFFICIO - OFFICE

CARATTERISTICHE TECNICHE:

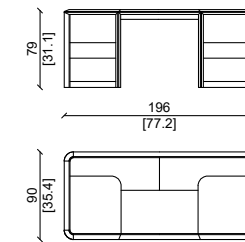
Struttura portante :
Multistrato di abete curvato.
Cornici decorative e base :
Impiallacciatura in ebano ; su richiesta possibilità di rivestimento in pelle oppure in noce Americano .
Rivestimento :
Cassetti e fianchi rivestiti in pelle di alta qualità , disponibile in diversi colori.

PRODUCT TECHNICAL SHEET:

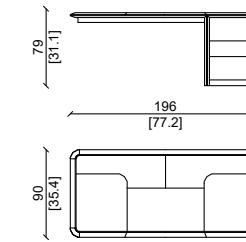
Main structure :
Round fir plywood .
Decorative frames and base :
Veneered in ebony ; upon request also available in leather or in American walnut .
Drawers with side opening .
Finish :
Drawers and side parts upholstered in high quality leather available in different colors.



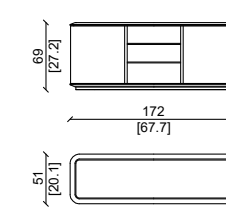
SCRIVANIA / DESK



SCRIVANIA / DESK



CASSETTIERA / DRAWERS



Struttura in massello di ebano, con inserti di pelle river pomice.
Solid Ebony structure with river pomice leather inserts.

LOVE

Design: Andrea Pinori - Giorgio Balestri

UFFICIO - OFFICE

CARATTERISTICHE TECNICHE:

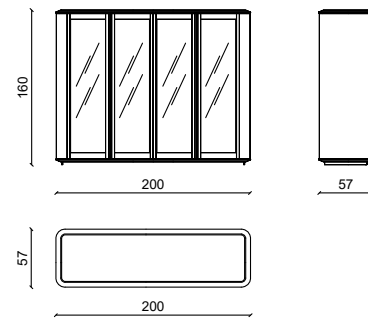
Struttura portante :
 Multistrato di abete curvato.
 Base , cornici in legno e piedini :
 Massello di noce Americano o impiallacciatura in ebano.
 Finitura :
 Fianchi , frontali dei cassetti , schienale e cornici rivestiti in pelli di alta qualità disponibili in vari colori.
 Parte centrale delle ante in vetro con finitura bronzata.
 Optional : illuminazione led interna.

PRODUCT TECHNICAL SHEET:

Main structure :
 Round fir plywood.
 Wooden frames and legs :
 Solid American walnut or ebony veneer.
 Finish :
 Side panels , front of drawers , back panel and frames upholstered with high quality leathers available in different colors.
 Centre glass doors : bronze glass.
 Option : led lights available on demand.



VETRINA - SHOWCASE



Struttura in noce americano, fianchi curvi rivestiti in river pomice, vetri bronzati
 American walnut structure, sides covered with river pomice leather, bronzed glass.

LOVE

Design: Andrea Pinori - Giorgio Balestri

UFFICIO - OFFICE

CARATTERISTICHE TECNICHE:

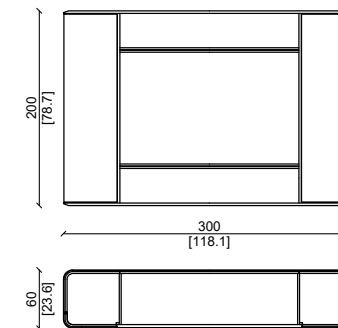
Struttura portante :
 Multistrato di abete curvato.
 Cornici in legno e piedini :
 massello di noce Americano ,
 oppure impiallacciatura in ebano.
 Finitura :
 Rivestimento in pelli di alta qualità disponibili in vari colori ,
 oppure impiallacciatura in ebano o noce.
 Parte centrale delle ante in vetro con finitura bronzata.
 Optional : illuminazione led interna.
 Versione Standard :
 Struttura in noce Americano.
 Versione Luxury :
 Frontali, fianchi e schienale con inserti in pelle.

PRODUCT TECHNICAL SHEET:

Main structure :
 Round fir plywood.
 Wooden frames and legs :
 Solid American walnut or ebony veneer.
 Finish :
 Upholstered with high quality leathers available in different colors , or veneered in ebony or walnut.
 Drawers front : it is possible to make it with braided leather work (only available with leather types "nabuk", "kashmir", "river").
 Standard version :
 Frames in American walnut.
 Luxury version :
 Front, sides and back with leather inserts.



MOBILE UFFICIO / OFFICE CABINET



*DIMENSION ON DEMAND



Struttura in noce americano con pelle in river pomice.
 American walnut structure, river pomice leather.



WOODY

Design: Andrea Pinori - Giorgio Balestri

UFFICIO - OFFICE

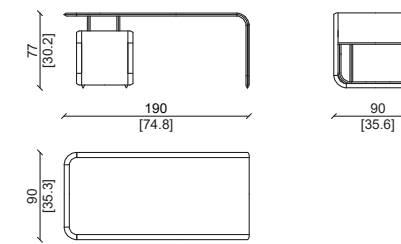
CARATTERISTICHE TECNICHE:

Struttura:
Multistrato di abete curvato impiallacciato in noce Americano.
Cornici decorative di top, cassetiera e base.
Massello di noce Americano.
Finitura:
Cassetti e fianchi rivestiti in pelle di alta qualità, disponibile in diversi colori.

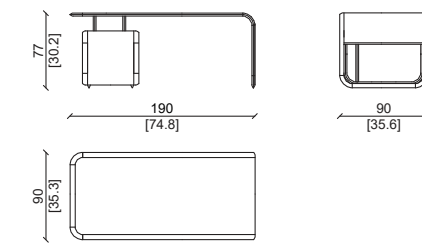
PRODUCT TECHNICAL SHEET:

Main structure :
Round fir plywood , veneered with American walnut.
Decorative frames of top , drawers and base :
Solid American walnut.
Finish :
Drawers and side parts upholstered in high quality leather available in different colors.

SCRIVANIA / DESK



SCRIVANIA LUXURY / LUXURY DESK



Scrivania con struttura in masello di noce Americano e pelle kashmir madras.
Desk with solid American walnut, and kashmir madras leather.



WORLD

Design: Vegni Design

UFFICIO - OFFICE

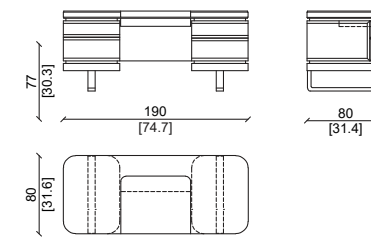
CARATTERISTICHE TECNICHE:

Struttura:
Multistrato di abete impiallacciato in noce Americano.
Cornici decorative e base :
Massello di noce Americano.
Finitura :
Pannello centrale dei cassetti e fianchi rivestiti in pelle di alta qualità.

PRODUCT TECHNICAL SHEET:

Main structure :
Fir plywood , veneered with American walnut.
Decorative frames , front of drawers and base :
Solid American walnut.
Finish :
Central panel of drawers and side parts upholstered in high quality leather available in different colors.

SCRIVANIA/DESK



Scrivania con struttura in masello di noce Americano e inserti in pelle etrusco deserto.
Desk with American walnut solid wood, with etrusco deserto leather inserts.

MARTHA

aDesign: Castello Lagravinese studio

UFFICIO - OFFICE

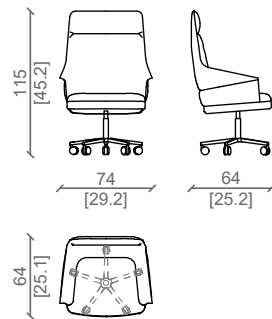
CARATTERISTICHE TECNICHE:

Struttura : metallo.
Imbottitura : seduta e schienale in poliuretano espanso in differenti densità.
Rivestimento : realizzato a mano in pelle o tessuti di alta qualità disponibili in vari colori.
Base : Meccanismo girevole in alluminio.

PRODUCT TECHNICAL SHEET:

Structure: metal frame.
Upholstery: seat and backrest in polyurethane foam with differentiated densities.
Covering: handcrafted in high-quality leather or fabrics, available in various colors.
Base: swivel mechanism in aluminum.

POLTRONA GIREVOLE - SWIVEL ARMCHAIR



Pelle plume Carrara e american walnut myfair.
Plume carrara leather and american walnut myfair.

MARTHA GUEST

aDesign: Castello Lagravinese studio

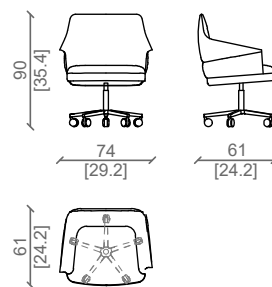
CARATTERISTICHE TECNICHE:

Struttura : metallo.
Imbottitura : seduta e schienale in poliuretano espanso in differenti densità.
Rivestimento : realizzato a mano in pelle o tessuti di alta qualità disponibili in vari colori.
Base : Meccanismo girevole in alluminio.

PRODUCT TECHNICAL SHEET:

Structure: metal frame.
Upholstery: seat and backrest in polyurethane foam with differentiated densities.
Covering: handcrafted in high-quality leather or fabrics, available in various colors.
Base: swivel mechanism in aluminum.

POLTRONA GIREVOLE - SWIVEL ARMCHAIR



Pelle plume Carrara e american walnut myfair.
Plume carrara leather and american walnut myfair.

WILLEM

Design: Castello Lagravinese studio

UFFICIO - OFFICE

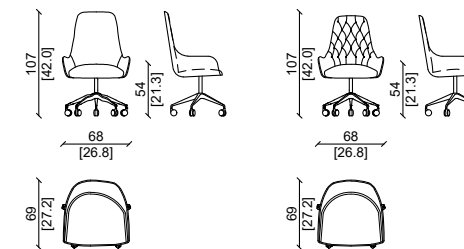
CARATTERISTICHE TECNICHE:

Struttura :Multistrato di abete curvato , doppia scocca.
Imbottitura :Seduta e schienale : poliuretano espanso in differenti densità.
Rivestimento : Capitoné realizzato a mano in pelle o tessuti di alta qualità disponibili in vari colori.
Grazie alla doppia scocca è possibile utilizzare tipi diversi di pelle su ciascuna scocca.
Base : Meccanismo girevole in alluminio.

PRODUCT TECHNICAL SHEET:

Internal structure: Curved fir wood multi-ply , double shell.
Cushions padding: Sitting cushion and back : Expanded polyurethane with different density.
Upholstery: Real hand made capitonné work , made with high quality leathers or fabrics available in different categories. With the double shell it is also possible to use two different types of leather on each shell.
Base: Swing mechanism in aluminium.

SEDIA GIREVOLE / SWIVEL CHAIR



Struttura in black nickel, pelle in plume mattone.
Black nickel structure, plume mattone leather.

WILLEM GUEST

Design: Castello Lagravinese studio

UFFICIO - OFFICE

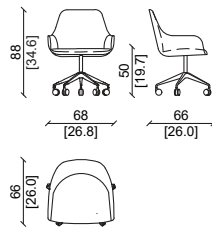
CARATTERISTICHE TECNICHE:

Struttura :Multistrato di abete curvato , doppia scocca.
Imbottitura :Seduta e schienale : poliuretano espanso in differenti densità.
Rivestimento : Capitoné realizzato a mano in pelle o tessuti di alta qualità disponibili in vari colori.
Grazie alla doppia scocca è possibile utilizzare tipi diversi di pelle su ciascuna scocca.
Base : Meccanismo girevole in alluminio.

PRODUCT TECHNICAL SHEET:

Internal structure:
Curved fir wood multi-ply , double shell.
Cushions padding: Sitting cushion and back :
Expanded polyurethane with different density.
Upholstery: Real hand made capitonné work , made with high quality leathers or fabrics available in different categories. With the double shell it is also possible to use two different types of leather on each shell.
Base: Swing mechanism in aluminium.

SEDIA GIREVOLE / SWIVEL CHAIR



Struttura in black nickel, pelle in plume sabbia.
Black nickel structure, plume sabbia leather.

GIANPIER

Design: Andrea Pinori - Giorgio Balestri

UFFICIO - OFFICE

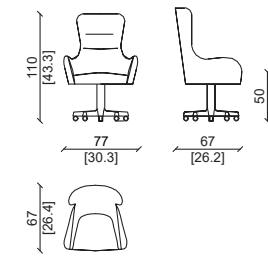
CARATTERISTICHE TECNICHE:

Struttura :
Multistrato di abete curvato , doppia scocca .
Imbottitura :
Seduta e schienale : poliuretano espanso in differenti densità.
Rivestimento :
In pelle di alta qualità disponibile in vari colori.
Grazie alla doppia scocca è possibile utilizzare tipi diversi di pelle su ciascuna scocca.
Base :
Meccanismo girevole in alluminio.

PRODUCT TECHNICAL SHEET:

Internal structure:
Curved fir wood multi-ply , double shell.
Cushions padding:
Sitting cushion and back:
Expanded polyurethane with different density.
Upholstery:
High quality leathers or fabrics available in different categories.
With the double shell it is also possible to use two different types of leather on each shell.
Base:
Swing mechanism in aluminium.

SEDIA GIREVOLE / SWIVEL CHAIR



Struttura in ferro e pelle kashmir madras e tuscany piombo.
Iron structure, and kashmir madras and tuscany piombo leather.

JONAS

Design: Andrea Pinori - Giorgio Balestri

UFFICIO - OFFICE

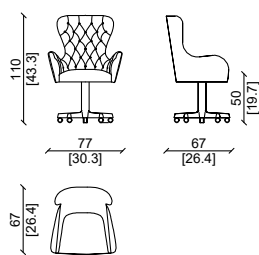
CARATTERISTICHE TECNICHE:

Struttura :
Multistrato di abete curvato , doppia scocca.
Imbottitura :
Seduta e schienale : poliuretano espanso in differenti densità.
Rivestimento :
Capitoné realizzato a mano in pelle o tessuti di alta qualità disponibili in vari colori.
Grazie alla doppia scocca è possibile utilizzare tipi diversi di pelle su ciascuna scocca.
Base :
Meccanismo girevole in alluminio.

PRODUCT TECHNICAL SHEET:

Internal structure:
Curved fir wood multi-ply , double shell.
Cushions padding:
Sitting cushion and back :
Expanded polyurethane with different density.
Upholstery:
Real hand made capitonné work , made with high quality leathers or fabrics available in different categories.
With the double shell it is also possible to use two different types of leather on each shell.
Base:
Swing mechanism in aluminium.

SEDIA GIREVOLE / SWIVEL CHAIR



Davanti in plume mattone , dietro in plume cemento.
In plume mattone leather, out plume cemento leather.



MARIN

Design: Andrea Pinori - Giorgio Balestri

UFFICIO - OFFICE

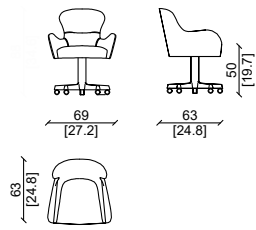
CARATTERISTICHE TECNICHE:

Struttura :
Multistrato di abete curvato , doppia scocca .
Imbottitura :
Seduta e schienale : poliuretano espanso in differenti densità.
Rivestimento :
In pelle di alta qualità disponibile in vari colori.
Grazie alla doppia scocca è possibile utilizzare tipi diversi di pelle su ciascuna scocca.
Base :
Meccanismo girevole in alluminio.

PRODUCT TECHNICAL SHEET:

Internal structure:
Curved fir wood multi-ply , double shell.
Cushions padding:
Sitting cushion and back:
Expanded polyurethane with different density.
Upholstery:
High quality leathers or fabrics available in different categories.
With the double shell it is also possible to use two different types of leather on each shell.
Base:
Swing mechanism in aluminium.

SEDIA GIREVOLE / SWIVEL CHAIR



Davanti in plume mattone , dietro in plume cemento.
In plume mattone leather, out plume cemento leather.



LAMPADE - LAMPS

indice fotografico - photo summary



NAPIER



BASTIENNE



EYE



FLASH



ORBIT



LUX



MADEMOISELLE

LAMPS

NAPIER.....	514	ORBIT.....	516	FLASH.....	518	MADEMOISELLE.....	520
EYE.....	515	BASTIENNE.....	517	LUX.....	519		

SPECCHIERE - MIRRORS

indice fotografico - photo summary



ARIELLE



CINDY



GINETTE HIGH



GINETTE WALL MIRROR



INFINITY



KIRBY



LEONOR



MARIE 30



MARIE 40

SPECCHI - MIRRORS

KIRBY.....	521	GINETTE.....	524	ULISSE.....	527
ARIELLE.....	522	MARIE 40.....	525	CINDY.....	528
LEONOR.....	523	MARIE 30.....	526	INFINITY.....	529

NAPIER

Design:Castello Lagravinese studio

CARATTERISTICHE TECNICHE:

Struttura: realizzata in massello di noce americano con led incassato e tappi terminali in metallo nero lucido.
 Fissaggi: a soffitto inclusi.
 Terminali: in metallo nelle finiture Ulivi Salotti.
 La lunghezza può essere variata su richiesta.



Noce americano.
American walnut .



Noce americano.
American walnut .



Noce americano.
American walnut

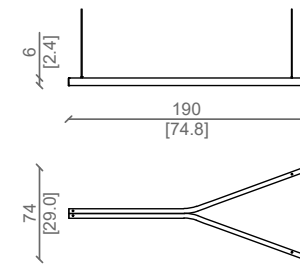
LAMPADE - LAMPS

PRODUCT TECHNICAL SHEET:

Structure: constructed in solid American walnut with integrated LED and glossy black metal end caps.
 Fixings: ceiling mounting included.
 End Caps: metal, available in Ulivi Salotti finishes.
 Customization: length can be adjusted upon request.

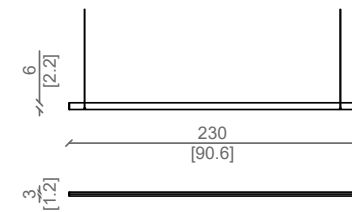
LAMPADA SOSPENSIONE - SUSPENDED LAMP

MODELLO Y



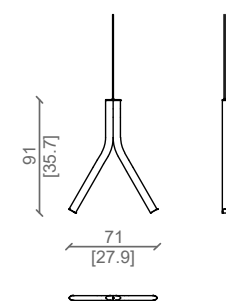
LAMPADA SOSPENSIONE - SUSPENDED LAMP

MODELLO L



LAMPADA SOSPENSIONE - SUSPENDED LAMP

MODELLO J



EYE

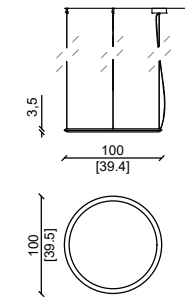
Design:Castello Lagravinese studio

CARATTERISTICHE TECNICHE:

Collezione di lampade con cornice di massello di noce americano e strip led con opalino incassato nella cornice.
 Sono disponibili le versioni orizzontali e verticali del lampadario.

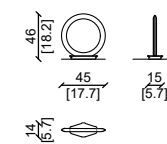
LAMPADA - LAMP

ORIZZONTALE A SOFFITTO / HORIZONTAL CEILING



LAMPADA - LAMP

DA TAVOLO / TABLE



Massello di noce americano con led interno.
American walnut and led inside.

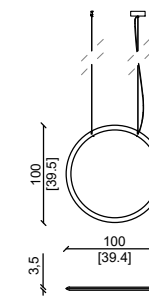
LAMPADE - LAMPS

PRODUCT TECHNICAL SHEET:

Collection of lamps with solid American walnut frame and LED strip with opal embedded in the frame.
 Horizontal and vertical versions of the chandelier are available.

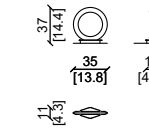
LAMPADA - LAMP

VERTICALE A SOFFITTO / VERTICAL CEILING



LAMPADA - LAMP

DA COMODINO / NIGHT TABLE



Massello di noce americano myfair con led interno.
American walnut myfair and led inside.

ORBIT

Design:Castello Lagravinese studio

LAMPADE - LAMPS

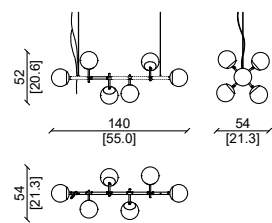
Caratteristiche tecniche:

Struttura :
Base in metallo, con sfera bianca . Disponibile in diverse misure e tipologie: Lampadario, piantana, lampada da tavolo e comodino.

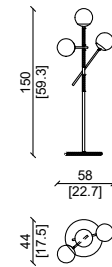
PRODUCT TECHNICAL SHEET:

Structure:
Metal structure , with white lampshade. Available in different sizes and types : chandelier , floor lamp , table lamp , night table lamp.

LAMPADARIO /CHANDELIER



PIANTANA / FLOOR LAMP



Struttura in metallo finitura ottone satinato e noce americano.
Metal finsh satin brass structure and american walnut.

BASTIENNE

Design: Andrea Pinori - Giorgio Balestri

LAMPADE - LAMPS

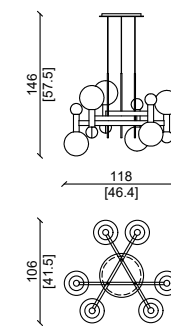
CARATTERISTICHE TECNICHE:

Struttura :
Base in metallo, con sfera bianca . Disponibile in diverse misure e tipologie: Lampadario, piantana, lampada da tavolo e comodino.

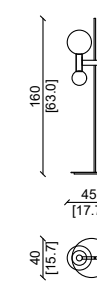
PRODUCT TECHNICAL SHEET:

Structure:
Metal structure , with white lampshade. Available in different sizes and types : chandelier , floor lamp , table lamp , night table lamp.

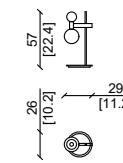
LAMPADARIO /CHANDELIER



PIANTANA / FLOOR LAMP



LAMPADA DA TAVOLO / TABLE LAMP



Struttura in metallo finitura oro.
Metal finsh bright gold structure.

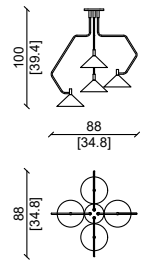
FLASH

Design: Andrea Pinori - Giorgio Balestri

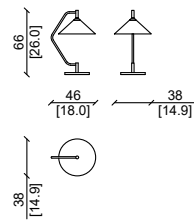
CARATTERISTICHE TECNICHE:

Struttura :
Ottone satinato, con cappello conico . Disponibile in diverse misure e tipologie: Lampadario, piantana, lampada da tavolo e comodino.

LAMPADARIO / CHANDELIER



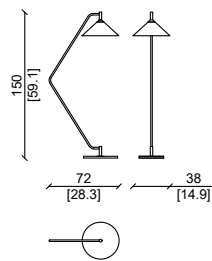
LAMPADA DA TAVOLO / TABLE LAMP



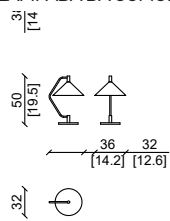
PRODUCT TECHNICAL SHEET:

Structure:
Satin brass , with conic lampshade. Available in different sizes and types : chandelier , floor lamp , table lamp , night table lamp.

PIANTANA / FLOOR LAMP



LAMPADA DA COMODINO / NIGHT TABLE LAMP



Ottone satinato.
Satin brass.

LUX

Design: Andrea Pinori - Giorgio Balestri

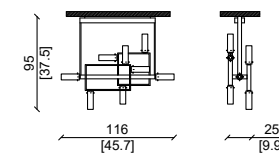
CARATTERISTICHE TECNICHE:

Struttura:
Ottone
Cappello :
Vetro.

PRODUCT TECHNICAL SHEET:

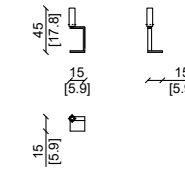
Structure:
Brass.
Lampshade:
Glass.

LAMPADARIO / CHANDELIER

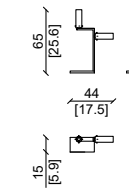


Ottone satinato.
Satin brass.

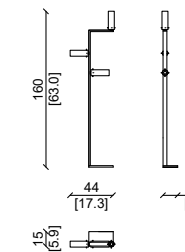
LAMPADA DA COMODINO / NIGHT TABLE LAMP



LAMPADA DA TAVOLO / TABLE LAMP



LAMPADA DA TERRA / FLOOR LAMP



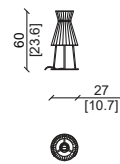
MADemoiselle

Design: Andrea Pinori - Giorgio Balestri

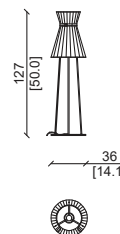
CARATTERISTICHE TECNICHE:

Struttura:
Metallo, rivestito in pelle cucita a mano.
Base:
In metallo, con finitura nickel nero lucido.
Cappello:
In tessuto.

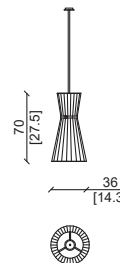
LAMPADA DA COMODINO / NIGHT TABLE LAMP



LAMPADA DA TERRA / FLOOR LAMP



LAMPADARIO / CHANDELIER

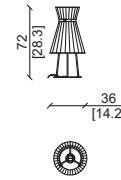


LAMPADE - LAMPS

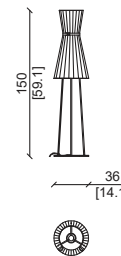
PRODUCT TECHNICAL SHEET:

Structure:
Metal, covered by hand sewn leather.
Base:
Metal, with polished black nickel finish
Lampshade:
Fabric.

LAMPADA DA TAVOLO / TABLE LAMP



LAMPADA DA TERRA / FLOOR LAMP



Base in nikel nero rivestito in tuscany creta.
Black nikel base covered in tuscany creta.

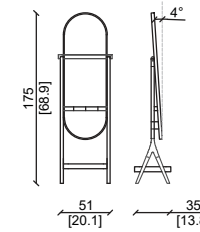
KIRBY

Design: Castello Lagravinese Studio

CARATTERISTICHE TECNICHE:

Gambe in legno massello.
Specchio naturale con cornice in massello di noce americano.
Terminali in metallo disponibili in varie finiture.

SPECCHIERE / MIRRORS



PRODUCT TECHNICAL SHEET:

Legs in solid wood.
Natural mirror with solid American walnut frame.
Metal terminals available in various finishes.



Massello di noce americano, con specchio lucido, marmo invisible grey.
Solid american walnut, clear mirror, invisible grey marble

ARIELLE

Design: Castello Lagravinese Studio

SPECCHI - MIRRORS

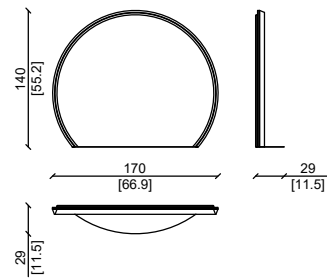
CARATTERISTICHE TECNICHE:

Specchio filo lucido con vassoio inferiore di metallo rivestito in pelle disponibile nelle varie esclusive categorie di Ulivi Salotti
Su richiesta led intorno alla cornice.

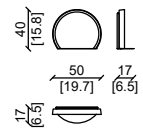
PRODUCT TECHNICAL SHEET:

Polished edge mirror with lower metal tray covered in leather available in the various exclusive categories of Ulivi Salotti
On request led around the frame.

SPECCHIERE / MIRRORS



SPECCHIERE / MIRRORS



Noce Americano e pelle cuoio malva.
American walnut and malva cuoio leather.



Noce Americano e pelle cuoio malva.
American walnut and malva cuoio leather.

LEONOR

Design: Castello Lagravinese Studio

SPECCHI - MIRRORS

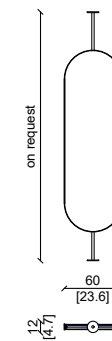
CARATTERISTICHE TECNICHE:

Collezione di specchiere di varie misure , con elementi di fissaggio decorativi in metallo e pannello rivestito in pelle.

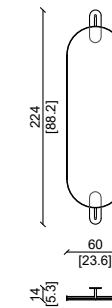
PRODUCT TECHNICAL SHEET:

Collection of mirrors available in different dimensions , with decorative hanging hooks in metal and backrest panel upholstered in leather.

SPECCHIERA DA PAVIMENTO A SOFFITTO MIRROR FLOOR TO CEILING



SPECCHIERA DA MURO / WALL MIRROR



Pelle in grasse marina , struttura in metallo finitura oro.
Grasse marina leather, metal finish bright gold structure.

GINETTE

Design: Andrea Pinori - Giorgio Balestri

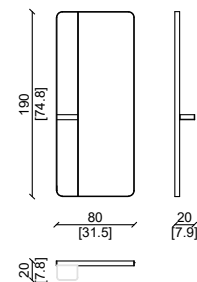
CARATTERISTICHE TECNICHE:

Struttura :
Specchiera disponibile nelle versioni grande da terra e piccola da appendere .Struttura In metallo , cornice in ottone , finitura satinata o lucida .
Accessori :
Nella versione grande da terra , vassoietto inferiore con profilo in metallo , rivestito in pelle .

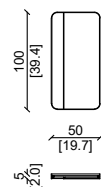
PRODUCT TECHNICAL SHEET:

Structure :
Mirror available with wall and floor version .External Structure and frame in metal , satin or glossy finish .
Accessories :
For floor version , little tray along the frame with metal profile , inside padded with leather.

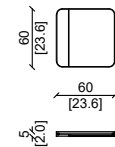
SPECCHIERA ALTA / HIGH MIRROR



SPECCHIERA DA MURO / WALL MIRRORS



SPECCHIERA DA MURO / WALL MIRRORS



MARIE 40

Design: I.D. Ulivi Salotti

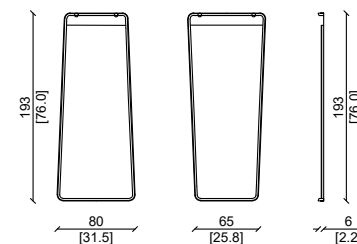
CARATTERISTICHE TECNICHE:

Collezione di specchiere di varie misure , con elementi di fissaggio decorativi in metallo .
Cornice disponibile in legno massello .

PRODUCT TECHNICAL SHEET:

Collection of mirrors available in different dimensions , with decorative hanging hooks in metal.
Frame available in solid wood .

SPECCHIERE / MIRRORS



Pelle in grasse ottanio , struttura in metallo finitura oro.
Grasse ottanio leather, metal finish bright gold structure.



Pelle in grasse mattone , struttura in metallo finitura oro.
Grasse mattone leather, metal finish bright gold structure.



Cornici in noce Americano.
American walnut frame.

MARIE 30

Design: I.D. Ulivi Salotti

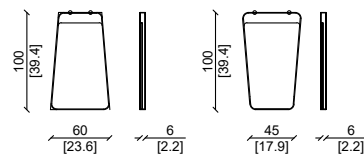
CARATTERISTICHE TECNICHE:

Collezione di specchiere di varie misure , con elementi di fissaggio decorativi in metallo .
Cornice disponibile in legno massello , rivestita in pelle oppure in metallo.

PRODUCT TECHNICAL SHEET:

Collection of mirrors available in different dimensions , with decorative hanging hooks in metal.
Frame available in solid wood , or upholstered with leather or in metal.

SPECCHIERE / MIRRORS



Rivestimento in pelle grasse Ottanio.
Upholstered with grassè Ottanio leather..

SPECCHI - MIRRORS

ULISSE

Design: I.D. Ulivi Salotti

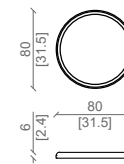
CARATTERISTICHE TECNICHE:

Collezione di specchiere di varie misure , con cornice in legno massello , disponibile nelle categorie di Ulivi Salotti
Led disponibile su richiesta.


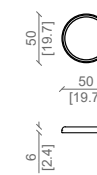
PRODUCT TECHNICAL SHEET:

Mirror collection in different sizes with solid wood frames.
Available across Ulivi Salotti ranges. Optional LED lighting on request.

SPECCHIERE / MIRRORS



SPECCHIERE / MIRRORS



Cornice in frassino testa di moro specchio naturale.
Ash testa di moro solid wood frame, and natural mirror.

SPECCHI - MIRRORS



CINDY

Design: Andrea Pinori - Giorgio Balestri

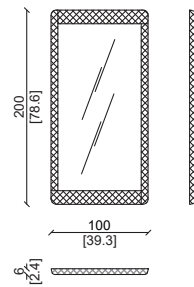
CARATTERISTICHE TECNICHE:

Specchio fumé con cornice con pelle lavorata a mano con effetto treccia

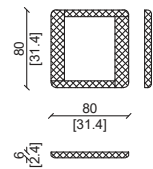
PRODUCT TECHNICAL SHEET:

Smoked mirror with hand braided leather frame

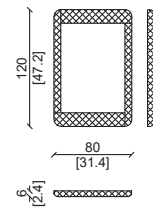
SPECCHIERA / MIRROR



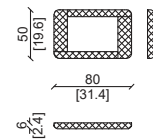
SPECCHIERA / MIRROR



SPECCHIERA / MIRROR



SPECCHIERA / MIRROR



Pelle in kashmir dadar, specchio fumè.
Kashmir dadar leather, smoky glass.

SPECCHI - MIRRORS

INFINITY

Design: Andrea Pinori - Giorgio Balestri

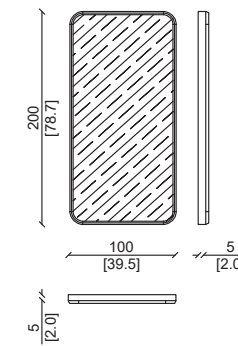
CARATTERISTICHE TECNICHE:

Specchio con cornice in noce Americano.
Versione Luxury:
Con bordo in pelle interno come foto.

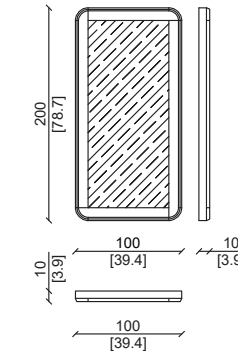
PRODUCT TECHNICAL SHEET:

Mirror with solid American walnut frame.
Luxury Version:
With leather edge like photo.

SPECCHIERA / MIRROR



SPECCHIERA LUXURY / LUXURY MIRROR



Noce Americano.
American walnut.



Pelle in kashmir resian e noce Americano.
Kashmir resian leather, American walnut.

CUSCINI - CUSHION

Design: I.d. Ulivi Salotti

Piccoli dettagli che trasformano lo spazio: i cuscini Ulivi Salotti non sono semplici complementi, ma vere e proprie espressioni di stile. Dalla lavorazione artigianale del cuscino Braid, intrecciato a mano in pelle, fino alle morbide proposte in tessuto, ogni pezzo diventa un accento di eleganza capace di donare carattere e armonia a ogni ambiente.

Small details that transform a space: Ulivi Salotti cushions are not just accessories, but true expressions of style. From the handcrafted Braid cushion, woven in fine leather, to the soft fabric creations, each piece becomes an elegant accent that brings character and harmony to any setting.

SPAGO

Design: I.d. Ulivi Salotti



Dimensioni disponibili
Available size

50x50cm
40x40cm
50x30cm

SFILO

Design: I.d. Ulivi Salotti



Dimensioni disponibili
Available size

60x60 cm
50x50cm
40x40cm

SQUARE

Design: I.d. Ulivi Salotti



FRONTE - FRONT



DIETRO - BACK

Dimensioni disponibili
Available size

50x50cm
60x60cm

URI

CUSCINI - CUSHION

Design: I.d. Ulivi Salotti



Dimensioni disponibili
Available size

50x50cm
40x40cm
50x30cm

DAM

Design: I.d. Ulivi Salotti



Dimensioni disponibili
Available size

50x50cm
40x40cm
50x30cm

TRAMÈ

Design: I.d. Ulivi Salotti



Dimensioni disponibili
Available size

50x50cm
60x60cm

BRAID

Design: I.d. Ulivi Salotti



Dimensioni disponibili
Available size

50x50cm
60x60cm

KASHMERE

Design: I.d. Ulivi Salotti



Dimensioni disponibili
Available size

50x50cm
60x60cm

BENT

Design: I.d. Ulivi Salotti



Dimensioni disponibili
Available size

50x50cm
60x60cm

NOUVEAU

Design: I.d. Ulivi Salotti



Dimensioni disponibili
Available size

50x50cm
60x60cm

SPECIAL

Design: I.d. Ulivi Salotti




Dimensioni disponibili
Available size

50x50cm

TAPPETI - CARPET

SU&GIU

Design: Castello Lagravinese Studio



MALVA & OTTANIO



MATTONE & OTTANIO

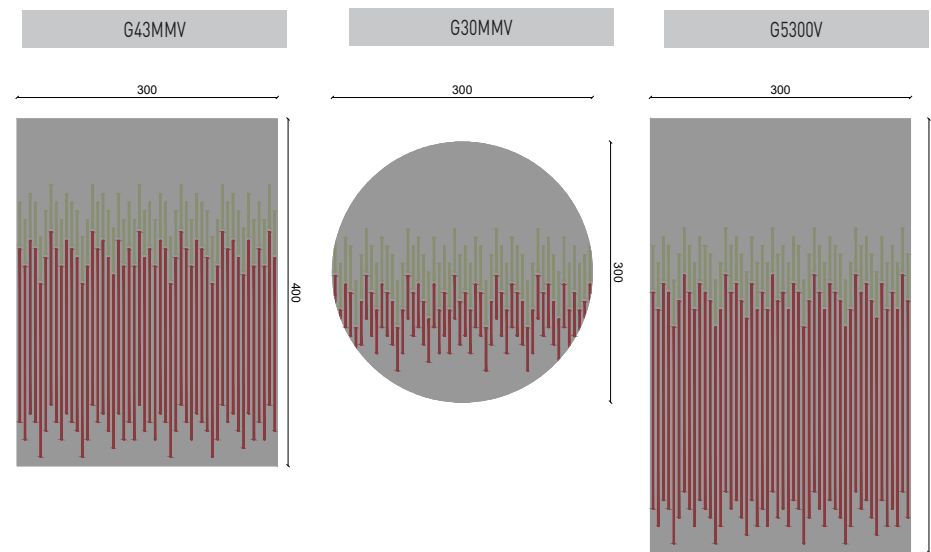


MALVA & MATTONE



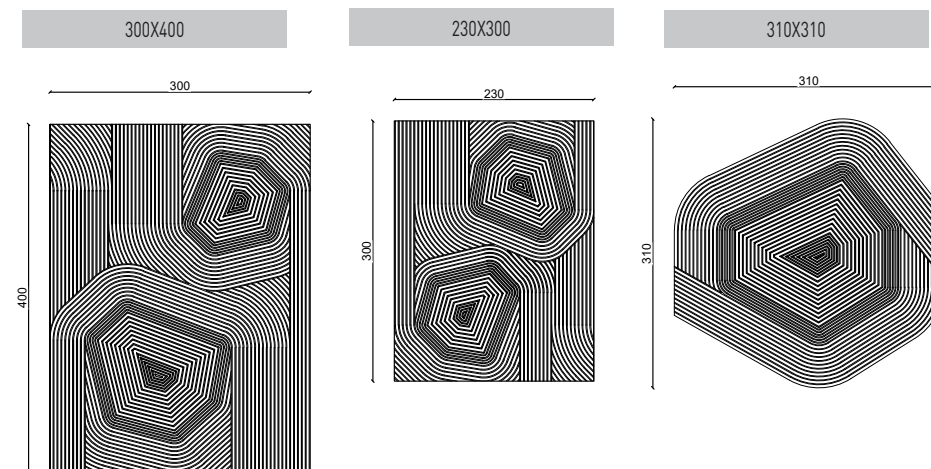
Nice selection of woven fabrics carpets available in different dimensions . Featuring some elegant decorative stripes in colors matching to some of the most popular Ulivi leather.

Selezione di tappeti disponibili in varie dimensioni : Caratterizzati da leganti strisce decorative proposte in colori abbinati alle più popolari pelli di Ulivi Salotti.



ZEN

Design: Castello Lagravinese Studio



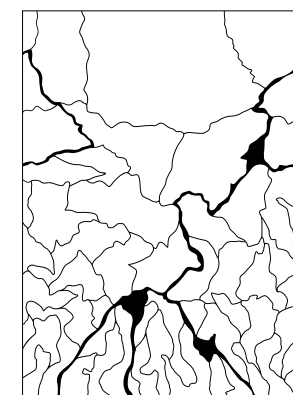
SHAKE

Design: Castello Lagravinese Studio

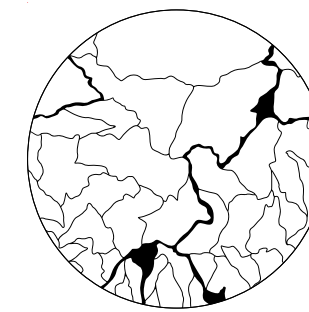


Il tappeto "Shake" di Ulivi Salotti è un'opera d'arte tessile di alta qualità. Il suo design è stato progettato in modo da accoppiare due tappeti, creando un effetto sorprendente di continuità visiva. I colori utilizzati sono tonalità di senape, mattone, con un fondo color carrara, creando un'atmosfera sobria e raffinata.

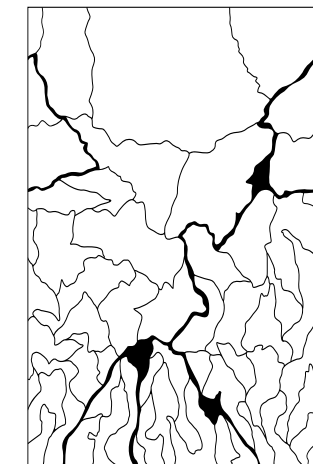
The "Shake" carpet by Ulivi Salotti is a high quality textile work of art. Its design has been designed in such a way as to couple two carpets, creating a surprising effect of visual continuity. The colors used are shades of mustard, brick, with a Carrara-colored background, creating a sober and refined atmosphere.



4X3 MT



Ø 3MT



3X5 MT

ACCESSORI - ACCESSORIES

bed set

2 lenzuola / 2 federe
2 bed sheets / 2 pillow cases



plaid

plaid in kashmere 240 x 120 cm



perfumer





Ulivi si riserva di apportare , senza alcun preavviso , modifiche su misure , materiali , rivestimenti e finiture al fine di migliorare l'estetica e la funzionalità dei prodotti.

I colori di materiali , rivestimenti e finiture rappresentati in catalogo sono puramente indicativi , in quanto soggetti ad una variabilità da considerare normale ed accettabile nella produzione di prodotti naturali.

I materiali usati risentono della loro tipica , naturale variabilità . Leggere variazioni di colore e tonalità , oppure piccole imperfezioni sono connotate alla piacevolezza e al pregio del nostro cuoio , del legno o del marmo stesso.

Ulivi can improve or modify at any time and without prior advise all measurements , finish or whatever detail of the products.

The colors of materials , coverings and finish as shown in this catalog are purely indicative , as they are subject to a normal tolerance , to be considered acceptable when manufacturing natural products.

The materials used are subject to their typical , natural variability. Little variations of their color or tonality , or minor imperfections are just part of the beauty and preciousness of our leather , wood and marble

Art direction: Ulivi Salotti

Photo: Luce blu, Lorenzo Borgianni,

Astrazioni Fotografia, Stefano Tonicello

Print : Sincromia COM. 211767

Design : I.d.Ulivi Salotti ,

Castello Lagravinese Studio / Andrea Pinori

Giorgio Balestri , R.L. / Vegni design

CdU

ULIVI SALOTTI s.r.l.

Via Sant'Ilario Sud, 109
56021 Cascina (PI) Italy

ph. +39 050 703258
fax +39 050 712287

www.ulivisalotti.it
info@ulivisalotti.it

INSTAGRAM



WEB SITE



WE CHAT

