

# Tom Dixon.



Catalogue  
2026  
Rest of World

# CONTENTS

<b>LIGHTING</b>	<b>28</b>	<b>FURNITURE</b>	<b>222</b>	<b>DECORATIVE</b>	<b>342</b>
<b>FAMILY SUMMARY</b>	<b>30</b>	<b>FAMILY SUMMARY</b>	<b>224</b>	Bash	
<b>PENDANT LIGHTS</b>	<b>42</b>	<b>CHAIRS &amp; STOOLS</b>	<b>230</b>	Beat	
Beat		Slab		Bone	
Unbeaten		Groove		Bump	
Bell				Cloud	
Copper		<b>TABLES</b>	<b>250</b>	Press	
Melt		Flash		Stone	
Mirror Ball		Groove			
Press		Screw		<b>TEXTILES</b>	<b>350</b>
Press Frosted		Slab		Band	
Pose		Stone		Bobble	
Soft		Swirl		Cord	
Spring		Tube		Disc	
Stone				Edgy	
Whirl		<b>UPHOLSTERY</b>	<b>272</b>	Jute	
Void		Fat		Knotty	
		Wingback		Line	
<b>SURFACE &amp; WALL LIGHTS</b>	<b>116</b>	Plump Sofa		Loopy	
Beat		Fat Sofa		Ridge	
Melt				Speck	
Press		<b>SOFA CONFIGURATIONS</b>	<b>306</b>	Thread	
Spring		Fat		Tweed	
Stone		Plump		Weave	
Void				Wedge	
				Wobble	
<b>FLOOR, TABLE LIGHTS &amp; PORTABLES</b>	<b>132</b>	<b>FURNITURE ADDENDUM</b>	<b>310</b>	<b>APPENDIX</b>	<b>362</b>
Beat		Table Matrix		Terms and Conditions	
Unbeaten		Furniture Spares		Discover Tom Dixon	
Copper		Slab Finishes Guide		Order to Delivery Service Offers	
Melt		Upholstery Guide		Care and Maintenance	
Mirror Ball		Foam Guide		Sustainability	
				Enquiries	
<b>PENDANT SYSTEMS</b>	<b>184</b>	<b>ACCESSORIES</b>	<b>338</b>		
<b>LIGHTING ADDENDUM</b>	<b>196</b>	<b>TABLETOP</b>	<b>336</b>		
Lighting Matrix		Mill			
Lighting Fittings		Bump			
Certifications		Tank			
IP Rating					
Lighting Spares					
Light Source Guide -ES					

## NAVIGATION

To navigate between the Contents Page and Product Pages, please click the category headers to take you to your desire page.

To navigate back to the Contents, please click the number at the bottom of the page.




























LIGHTING

# LIGHTING BY FAMILY





Melt Pendant Mini Gold LED



Melt Pendant Mini Gold ES



Melt Pendant Mini Silver ES



Melt Pendant Mini Copper LED



Melt Pendant Opal/Gold ES



Melt Pendant Bronze LED



Melt Pendant Silver Dichroic LED



Melt Pendant Bronze ES



Melt Pendant Mini Smoke LED



Melt Pendant Mini Smoke ES



Melt Pendant Mini Copper ES



Melt Pendant Mini Opal/Gold LED



Melt Chandelier Mini Gold LED



Melt Chandelier Mini Silver LED



Melt Chandelier Mini Copper LED



Melt Chandelier Mini Smoke LED



Melt Pendant Mini Opal/Silver LED



Melt Pendant Mini Opal/Silver ES



Melt Pendant Mini Opal/Gold ES



Melt Pendant Mini Bronze LED



Melt Chandelier Mini Opal/Gold LED



Melt Chandelier Mini Opal/Silver LED



Melt Chandelier Mini Bronze LED



Melt Chandelier Small Silver LED



Melt Pendant Mini Bronze ES



Melt Pendant Silver LED



Melt Pendant Gold LED



Melt Pendant Silver ES



Melt Chandelier Small Gold LED



Melt Chandelier Small Copper LED



Melt Chandelier Small Smoke LED



Melt Chandelier Small Opal/Gold LED



Melt Pendant Gold ES



Melt Pendant Copper LED



Melt Pendant Smoke LED



Melt Pendant Copper ES



Melt Chandelier Small Opal/Silver LED



Melt Chandelier Small Bronze LED



Melt Chandelier Large Silver LED



Melt Chandelier Large Gold LED



Melt Pendant Smoke ES



Melt Pendant Opal/Gold LED



Melt Pendant Opal/Silver LED



Melt Pendant Opal/Silver ES



Melt Chandelier Large Copper LED



Melt Chandelier Large Smoke LED



Melt Chandelier Large Opal/Gold LED



Melt Chandelier Large Opal/Silver LED



Melt Chandelier Large Bronze LED



Melt Burst Chandelier Silver LED



Melt Burst Chandelier Gold LED



Melt Burst Chandelier Copper LED



Melt Portable Large Silver LED



Melt Portable Large Gold LED



Melt Portable Large Copper LED



Melt Portable Large Smoke LED



Melt Burst Chandelier Smoke LED



Melt Burst Chandelier Opal LED



Melt Burst Chandelier Bronze LED



Melt Burst Chandelier Bronze LED



Melt Portable Large Opal LED



Melt Portable Large Bronze LED



Melt Portable Large Silver Dichroic LED



Melt Cone Fat Table Silver LED



Melt Pendant Mini Opal/Gold ES



Melt Pendant Mini Opal/Silver ES




Melt Surface Mini Silver LED



Melt Surface Mini Gold LED



Melt Cone Fat Table Gold LED




Melt Cone Fat Table Copper LED




Melt Cone Fat Table Smoke LED



Melt Cone Fat Table Opal/Black LED



Melt Surface Mini Copper LED



Melt Surface Mini Smoke LED



Melt Surface Mini Opal/Gold LED



Melt Surface Mini Opal/Silver LED



Melt Cone Fat Table Bronze LED



Melt Cone Fat Table Opal/Silver LED



Melt Cone Fat Table Silver LED



Melt Cone Slim Floor Silver LED



Melt Surface Mini Bronze LED



Melt Surface Silver LED



Melt Surface Gold LED



Melt Surface Copper LED



Melt Cone Slim Floor Gold LED



Melt Cone Slim Floor Copper LED



Melt Cone Slim Floor Smoke LED



Melt Cone Slim Floor Bronze LED



Melt Surface Smoke LED



Melt Surface Opal/Gold LED



Melt Surface Opal/Silver LED



Melt Surface Bronze LED



Melt Cone Slim Floor Opal LED



Melt Cone Fat Floor Silver LED



Melt Cone Fat Floor Gold LED



Melt Cone Fat Floor Copper LED



Melt Cone Fat Floor Smoke LED



Melt Cone Fat Floor Opal/Black LED



Melt Cone Fat Floor Bronze LED



Melt Cone Fat Floor Opal/Silver LED



Mirror Ball Pendant 40cm Gold ES



Mirror Ball Pendant 50cm Silver LED



Mirror Ball Pendant 50cm Gold LED



Mirror Ball Pendant 50cm Silver ES



Melt Cone Fat Floor Silver/Silver LED



Melt Floor Chandelier Silver LED



Melt Floor Chandelier Gold LED



Melt Floor Chandelier Copper LED



Mirror Ball Pendant 50cm Gold ES



Mirror Ball Floor Chandelier Silver LED



Mirror Ball Floor Chandelier Gold LED



Pose Pendant LED 43cm Kelp



Melt Floor Chandelier Smoke LED



Melt Floor Chandelier Opal/Silver LED



Melt Floor Chandelier Opal/Gold LED



Melt Floor Chandelier Bronze LED



Pose Pendant LED 43cm Putty



Pose Pendant LED 43cm Silver



Pose Pendant LED 25cm Kelp



Pose Pendant LED 25cm Putty



Melt Portable Black LED



Melt Portable Silver LED



Melt Portable Gold LED



Melt Portable Copper LED



Pose Pendant LED 25cm Silver



Pose Surface Kelp LED



Pose Surface Putty LED



Pose Surface Silver LED



Melt Portable Fluoro LED



Mirror Ball Pendant 25cm Silver LED



Mirror Ball Pendant 25cm Gold LED



Mirror Ball Pendant 25cm Silver ES



Pose Portable Putty LED



Pose Portable Kelp LED



Pose Portable Indigo LED



Pose Portable Gold LED



Mirror Ball Pendant 25cm Gold ES



Mirror Ball Pendant 40cm Silver LED



Mirror Ball Pendant 40cm Gold LED



Mirror Ball Pendant 40cm Silver ES



Pose Portable Silver LED



Pose Portable Baby Blue LED



Pose Task Light Putty LED



Pose Task Light Kelp LED



Pose Task Light Indigo LED



Pose Task Light Silver LED



Pose Task Light Gold LED



Press Pendant Sphere LED



Void Pendant Stainless Steel LED



Void Pendant Brass LED



Void Pendant Copper LED



Void Surface Silver LED



Press Pendant Mini Sphere LED



Press Pendant Sphere Frosted LED



Press Pendant Mini Sphere Frosted LED



Press Surface Large LED



Void Surface Gold LED



Void Surface Copper LED



Whirl Pendant 45cm Gold LED



Whirl Pendant 45cm Silver LED



Press Surface Large Frosted LED



Press Surface Mini LED



Press Surface Mini Frosted LED



Press Table Clear LED



Whirl Pendant Silver Dichroic 45cm LED



Whirl Pendant 30cm Gold LED



Whirl Pendant 30cm Silver LED



Whirl Pendant 45cm Gold ES



Press Table Frosted LED



Soft Pendant 45cm



Soft Pendant 60cm



Spring Pendant Small Brass LED



Whirl Pendant 45cm Gold ES



Whirl Pendant 30cm Gold ES



Whirl Pendant 30cm Silver ES



Whirl Mini Chandelier Gold LED



Spring Pendant Medium Brass LED



Stone Pendant LED



Stone Wall LED



Stone Portable LED



Whirl Mini Chandelier Silver LED



Whirl Chandelier Small Gold LED



Whirl Chandelier Small Silver LED



Whirl Chandelier Large Gold LED



Stone Portable Silver LED



Void Pendant Mini Stainless Steel LED



Void Pendant Mini Brass LED



Void Pendant Copper LED



Whirl Chandelier Large Silver LED



Whirl Burst Chandelier Gold LED



Whirl Burst Chandelier Silver LED



Whirl Surface Gold LED



Whirl Surface Silver LED



Whirl Cone Fat Table Silver/Black LED



Whirl Cone Fat Table Silver/Silver LED



Whirl Large Portable Silver LED UN



Whirl Large Portable Gold LED UN



Whirl Portable Large Silver Dichroic LED



Whirl Portable Large Silver Dichroic LED



Whirl Cone Fat Floor Gold/Black LED



Whirl Cone Fat Floor Silver/Black LED



Whirl Cone Fat Floor Silver/Silver LED



Whirl Floor Chandelier Gold LED



Whirl Floor Chandelier Silver LED



Melt Table Copper



Melt Floor Copper



PENDANTS

# BEAT PENDANT FAT LED



Bearing the mark of its maker, Beat is a celebration of the handmade. Inspired by the sculptural simplicity of traditional Indian water vessels, Beat is a family of hand-spun, welded and beaten lights with shades that retain hammer marks from their forming. Crafted by artisans in Northern India, the creation of Beat is part of an ancient process that takes four days to complete.

Year of Design	2005
Product Weight	1.68kg
Finishing Process	Hand Beaten, Painted, Lacquered
Surface Mount Shape/Diameter	Cone, 12.4cm
Power Method	Mains
Cable Spec	H03VV-F 2 x 0,75 mm2 PVC-PVC
Cable Type/Length	Black Fabric, 250cm
Light Source	6W LED
Max Wattage	9W
Lightsource Lumens	800
CRI	>90
Colour Temperature	3000K
Dimmability	Mains Dimmable, Leading & Trailing Edge
Voltage	220-240V
Environment	IndoorIP20
Spares	LEDDISC01; LEDDRIVER01EU
Certification/Electrical Class	Certified for NZ/AUS



## BRASS

Code	BLS02B-PEUM5
Shade Code	BLS02B
Shade Material	Brass
Shade Colour/Finish	Brass, Brushed
Fitting Code	LEDP15BKEU
Fitting Material	Steel
Fitting Colour/Finish	Black, Matt

Service Offer Quick Ship

## BLACK

Code	BLS02-PEUM5
Shade Code	BLS02
Shade Material	Brass
Shade Colour/Finish	Black, Brass, Matt
Fitting Code	LEDP15BKEU
Fitting Material	Steel
Fitting Colour/Finish	Black, Matt

Service Offer Quick Ship



# UNBEATEN FAT PENDANT LED



The Beat lights marked one of our earliest successes, featuring hand-hammered brass and an unexpected blend of craft detailing. Fast forward 20 years, and despite their enduring popularity, they have become one of the most widely imitated products. Determined to combat these imitations, we embarked on a novel initiative. Introducing Unbeaten, made by skilled artisans in the same factory in India as our much-loved Beat collection, with the difference being Unbeaten is made using machine tools and not hand-beaten, using premium aluminium.

Year of Design	2005
Product Weight	1.08kg
Finishing Process	Hand Spun, Hand Brushed, Lacquered
Surface Mount Shape/Diameter	Cone, 12.4cm
Power Method	Mains
Cable Spec	H03VV-F 2 x 0,75 mm2 PVC-PVC
Cable Type/Length	Black Fabric, 250cm
Light Source	6W LED
Max Wattage	9W
Lightsource Lumens	800
CRI	>90
Colour Temperature	3000K
Dimmability	Mains Dimmable, Leading & Trailing Edge
Voltage	220-240V
Environment	IndoorIP20
Spares	LEDDISC01; LEDDRIVER01EU
Certification/Electrical Class	Certified for NZ/AUS



# BEAT PENDANT WIDE LED



Bearing the mark of its maker, Beat is a celebration of the handmade. Inspired by the sculptural simplicity of traditional Indian water vessels, Beat is a family of hand-spun, welded and beaten lights with shades that retain hammer marks from their forming. Crafted by artisans in Northern India, the creation of Beat is part of an ancient process that takes four days to complete.

Year of Design	2005
Product Weight	2.29kg
Finishing Process	Hand Beaten, Painted, Lacquered
Surface Mount Shape/Diameter	Cone, 12.4cm
Power Method	Mains
Cable Spec	H03VV-F 2 x 0,75 mm <sup>2</sup> PVC-PVC
Cable Type/Length	Black Fabric, 250cm
Light Source	6W LED
Max Wattage	9W
Lightsource Lumens	800
CRI	>90
Colour Temperature	3000K
Dimmability	Mains Dimmable, Leading & Trailing Edge
Voltage	220-240V
Environment	IndoorIP20
Spares	LEDDISC01; LEDDRIVER01EU
Certification/Electrical Class	Certified for NZ/AUS

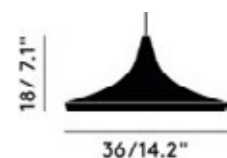


## BLACK

Code	BLS01-PEUM5
Shade Code	BLS01
Shade Material	Brass
Shade Colour/Finish	Black, Brass, Matt
Fitting Code	LEDP15BKEU
Fitting Material	Steel
Fitting Colour/Finish	Black, Matt
Service Offer	Quick Ship

## BRASS

Code	BLS01B-PEUM5
Shade Code	BLS01B
Shade Material	Brass
Shade Colour/Finish	Brass, Brushed
Fitting Code	LEDP15BKEU
Fitting Material	Steel
Fitting Colour/Finish	Black, Matt
Service Offer	Quick Ship

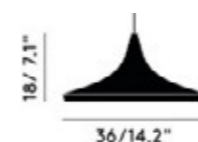


# UNBEATEN WIDE PENDANT LED



The Beat lights marked one of our earliest successes, featuring hand-hammered brass and an unexpected blend of craft detailing. Fast forward 20 years, and despite their enduring popularity, they have become one of the most widely imitated products. Determined to combat these imitations, we embarked on a novel initiative. Introducing Unbeaten, made by skilled artisans in the same factory in India as our much-loved Beat collection, with the difference being Unbeaten is made using machine tools and not hand-beaten, using premium aluminium.

Year of Design	2005
Product Weight	1.18kg
Finishing Process	Hand Spun, Hand Brushed, Lacquered
Surface Mount Shape/Diameter	Cone, 12.4cm
Power Method	Mains
Cable Spec	H03VV-F 2 x 0,75 mm <sup>2</sup> PVC-PVC
Cable Type/Length	Black Fabric, 250cm
Light Source	6W LED
Max Wattage	9W
Lightsource Lumens	800
CRI	>90
Colour Temperature	3000K
Dimmability	Mains Dimmable, Leading & Trailing Edge
Voltage	220-240V
Environment	IndoorIP20
Spares	LEDDISC01; LEDDRIVER01EU
Certification/Electrical Class	Certified for NZ/AUS



## ALUMINIUM

Code	BLS01A-PEUM5
Shade Code	BLS01A
Shade Material	Aluminium
Shade Colour/Finish	Aluminium, Brushed
Fitting Code	LEDP15BKEU
Fitting Material	Steel
Fitting Colour/Finish	Black, Matte
Service Offer	Quick Ship

# BEAT PENDANT TALL LED



Bearing the mark of its maker, Beat is a celebration of the handmade. Inspired by the sculptural simplicity of traditional Indian water vessels, Beat is a family of hand-spun, welded and beaten lights with shades that retain hammer marks from their forming. Crafted by artisans in Northern India, the creation of Beat is part of an ancient process that takes four days to complete.

Year of Design	2005
Product Weight	1.34kg
Finishing Process	Hand Beaten, Painted, Lacquered
Surface Mount Shape/Diameter	Cone, 12.4cm
Power Method	Mains
Cable Spec	H03VV-F 2 x 0,75 mm <sup>2</sup> PVC-PVC
Cable Type/Length	Black Fabric, 250cm
Light Source	6W LED
Max Wattage	9W
Lightsource Lumens	800
CRI	>90
Colour Temperature	3000K
Dimmability	Mains Dimmable, Leading & Trailing Edge
Voltage	220-240V
Environment	IndoorIP20
Spares	LEDDISC01; LEDDRIVER01EU
Certification/Electrical Class	Certified for NZ/AUS



## BLACK

Code	BLS03-PEUM5
Shade Code	BLS03
Shade Material	Brass
Shade Colour/Finish	Black, Brass, Matt
Fitting Code	LEDP15BKEU
Fitting Material	Steel
Fitting Colour/Finish	Black, Matt
Service Offer	Quick Ship

## BRASS

Code	BLS03B-PEUM5
Shade Code	BLS03B
Shade Material	Brass
Shade Colour/Finish	Brass, Brushed
Fitting Code	LEDP15BKEU
Fitting Material	Steel
Fitting Colour/Finish	Black, Matt
Service Offer	Quick Ship



# UNBEATEN TALL PENDANT LED



The Beat lights marked one of our earliest successes, featuring hand-hammered brass and an unexpected blend of craft detailing. Fast forward 20 years, and despite their enduring popularity, they have become one of the most widely imitated products. Determined to combat these imitations, we embarked on a novel initiative. Introducing Unbeaten, made by skilled artisans in the same factory in India as our much-loved Beat collection, with the difference being Unbeaten is made using machine tools and not hand-beaten, using premium aluminium.

Year of Design	2005
Product Weight	1.13kg
Finishing Process	Hand Spun, Hand Brushed, Lacquered
Surface Mount Shape/Diameter	Cone, 12.4cm
Power Method	Mains
Cable Spec	H03VV-F 2 x 0,75 mm <sup>2</sup> PVC-PVC
Cable Type/Length	Black Fabric, 250cm
Light Source	6W LED
Max Wattage	9W
Lightsource Lumens	800
CRI	>90
Colour Temperature	3000K
Dimmability	Mains Dimmable, Leading & Trailing Edge
Voltage	220-240V
Environment	IndoorIP20
Spares	LEDDISC01; LEDDRIVER01EU
Certification/Electrical Class	Certified for NZ/AUS



## ALUMINIUM

Code	BLS03A-PEUM5
Shade Code	BLS03A
Shade Material	Aluminium
Shade Colour/Finish	Aluminium, Brushed
Fitting Code	LEDP15BKEU
Fitting Material	Steel
Fitting Colour/Finish	Black, Matte
Service Offer	Quick Ship

# BEAT PENDANT STOUT LED



Bearing the mark of its maker, Beat is a celebration of the handmade. Inspired by the sculptural simplicity of traditional Indian water vessels, Beat is a family of hand-spun, welded and beaten lights with shades that retain hammer marks from their forming. Crafted by artisans in Northern India, the creation of Beat is part of an ancient process that takes four days to complete.

<b>Year of Design</b>	2005
<b>Product Weight</b>	5.97kg
<b>Finishing Process</b>	Hand Beaten, Painted, Lacquered
<b>Surface Mount Shape/Diameter</b>	Cone, 12.4cm
<b>Power Method</b>	Mains
<b>Cable Spec</b>	H03VV-F 2 x 0,75 mm <sup>2</sup> PVC-PVC
<b>Cable Type/Length</b>	Black Fabric, 250cm
<b>Light Source</b>	6W LED
<b>Max Wattage</b>	9W
<b>Lightsource Lumens</b>	800
<b>CRI</b>	>90
<b>Colour Temperature</b>	3000K
<b>Dimmability</b>	Mains Dimmable, Leading & Trailing Edge
<b>Voltage</b>	220-240V
<b>Environment</b>	IndoorIP20
<b>Spares</b>	LEDDISC01; LEDDRIVER01EU
<b>Certification/Electrical Class</b>	Certified for NZ/AUS



# UNBEATEN STOUT PENDANT LED



The Beat lights marked one of our earliest successes, featuring hand-hammered brass and an unexpected blend of craft detailing. Fast forward 20 years, and despite their enduring popularity, they have become one of the most widely imitated products. Determined to combat these imitations, we embarked on a novel initiative. Introducing Unbeaten, made by skilled artisans in the same factory in India as our much-loved Beat collection, with the difference being Unbeaten is made using machine tools and not hand-beaten, using premium aluminium.

<b>Year of Design</b>	2005
<b>Product Weight</b>	4.21kg
<b>Finishing Process</b>	Hand Spun, Hand Brushed, Lacquered
<b>Surface Mount Shape/Diameter</b>	Cone, 12.4cm
<b>Power Method</b>	Mains
<b>Cable Spec</b>	H03VV-F 2 x 0,75 mm <sup>2</sup> PVC-PVC
<b>Cable Type/Length</b>	Black Fabric, 250cm
<b>Light Source</b>	6W LED
<b>Max Wattage</b>	9W
<b>Lightsource Lumens</b>	800
<b>CRI</b>	>90
<b>Colour Temperature</b>	3000K
<b>Dimmability</b>	Mains Dimmable, Leading & Trailing Edge
<b>Voltage</b>	220-240V
<b>Environment</b>	IndoorIP20
<b>Spares</b>	LEDDISC01; LEDDRIVER01EU
<b>Certification/Electrical Class</b>	Certified for NZ/AUS



<b>BLACK</b>	
<b>Code</b>	BLS04-PEUM5
<b>Shade Code</b>	BLS04
<b>Shade Material</b>	Brass
<b>Shade Colour/Finish</b>	Black, Brass, Matt
<b>Fitting Code</b>	LEDP16BKEU
<b>Fitting Material</b>	Steel
<b>Fitting Colour/Finish</b>	Black, Matt
<b>Service Offer</b>	Quick Ship

<b>ALUMINIUM</b>	
<b>Code</b>	BLS04A-PEUM5
<b>Shade Code</b>	BLS04A
<b>Shade Material</b>	Aluminium
<b>Shade Colour/Finish</b>	Aluminium, Brushed
<b>Fitting Code</b>	LEDP16BKEU
<b>Fitting Material</b>	Steel
<b>Fitting Colour/Finish</b>	Black, Matte
<b>Service Offer</b>	Quick Ship

# BEAT PENDANT WAIST LED



Bearing the mark of its maker, Beat is a celebration of the handmade. Inspired by the sculptural simplicity of traditional Indian water vessels, Beat is a family of hand-spun, welded and beaten lights with shades that retain hammer marks from their forming. Crafted by artisans in Northern India, the creation of Beat is part of an ancient process that takes four days to complete.

Year of Design	2016
Product Weight	3.47kg
Finishing Process	Hand Beaten, Painted, Lacquered
Surface Mount Shape/Diameter	Cone, 12.4cm
Power Method	Mains
Cable Spec	H03VV-F 2 x 0,75 mm <sup>2</sup> PVC-PVC
Cable Type/Length	Black Fabric, 250cm
Light Source	6W LED
Max Wattage	9W
Lightsource Lumens	800
CRI	>90
Colour Temperature	3000K
Dimmability	Mains Dimmable, Leading & Trailing Edge
Voltage	220-240V
Environment	IndoorIP20
Spares	LEDDISC01; LEDDRIVER01EU
Certification/Electrical Class	Certified for NZ/AUS



# UNBEATEN WAIST PENDANT LED



The Beat lights marked one of our earliest successes, featuring hand-hammered brass and an unexpected blend of craft detailing. Fast forward 20 years, and despite their enduring popularity, they have become one of the most widely imitated products. Determined to combat these imitations, we embarked on a novel initiative. Introducing Unbeaten, made by skilled artisans in the same factory in India as our much-loved Beat collection, with the difference being Unbeaten is made using machine tools and not hand-beaten, using premium aluminium.

Year of Design	2016
Product Weight	2.86kg
Finishing Process	Hand Spun, Hand Brushed, Lacquered
Surface Mount Shape/Diameter	Cone, 12.4cm
Power Method	Mains
Cable Spec	H03VV-F 2 x 0,75 mm <sup>2</sup> PVC-PVC
Cable Type/Length	Black Fabric, 250cm
Light Source	6W LED
Max Wattage	9W
Lightsource Lumens	800
CRI	>90
Colour Temperature	3000K
Dimmability	Mains Dimmable, Leading & Trailing Edge
Voltage	220-240V
Environment	IndoorIP20
Spares	LEDDISC01; LEDDRIVER01EU
Certification/Electrical Class	Certified for NZ/AUS



<b>ALUMINIUM</b>	
Code	BLS05A-PEUM5
Shade Code	BLS05A
Shade Material	Aluminium
Shade Colour/Finish	Aluminium, Brushed
Fitting Code	LEDP16BKEU
Fitting Material	Steel
Fitting Colour/Finish	Black, Matte
Service Offer	Quick Ship

# BEAT PENDANT FLAT LED

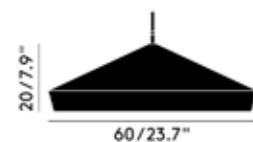


Bearing the mark of its maker, Beat is a celebration of the handmade. Inspired by the sculptural simplicity of traditional Indian water vessels, Beat is a family of hand-spun, welded and beaten lights with shades that retain hammer marks from their forming. Crafted by artisans in Northern India, the creation of Beat is part of an ancient process that takes four days to complete.

Year of Design	2016
Product Weight	4.06kg
Finishing Process	Hand Beaten, Painted, Lacquered
Surface Mount Shape/Diameter	Cone, 12.4cm
Power Method	Mains
Cable Spec	H03VV-F 2 x 0,75 mm <sup>2</sup> PVC-PVC
Cable Type/Length	Black Fabric, 250cm
Light Source	6W LED
Max Wattage	9W
Lightsource Lumens	800
CRI	>90
Colour Temperature	3000K
Dimmability	Mains Dimmable, Leading & Trailing Edge
Voltage	220-240V
Environment	IndoorIP20
Spares	LEDDISC01; LEDDRIVER01EU
Certification/Electrical Class	Certified for NZ/AUS



<b>BLACK</b>	
Code	BLS06-PEUM5
Shade Code	BLS06
Shade Material	Brass
Shade Colour/Finish	Black, Brass, Matt
Fitting Code	LEDP16BKEU
Fitting Material	Steel
Fitting Colour/Finish	Black, Matt
Service Offer	Quick Ship




# UNBEATEN FLAT PENDANT LED



The Beat lights marked one of our earliest successes, featuring hand-hammered brass and an unexpected blend of craft detailing. Fast forward 20 years, and despite their enduring popularity, they have become one of the most widely imitated products. Determined to combat these imitations, we embarked on a novel initiative. Introducing Unbeaten, made by skilled artisans in the same factory in India as our much-loved Beat collection, with the difference being Unbeaten is made using machine tools and not hand-beaten, using premium aluminium.

Year of Design	2016
Product Weight	3.26kg
Finishing Process	Hand Spun, Hand Brushed, Lacquered
Surface Mount Shape/Diameter	Cone, 12.4cm
Power Method	Mains
Cable Spec	H03VV-F 2 x 0,75 mm <sup>2</sup> PVC-PVC
Cable Type/Length	Black Fabric, 250cm
Light Source	6W LED
Max Wattage	9W
Lightsource Lumens	800
CRI	>90
Colour Temperature	3000K
Dimmability	Mains Dimmable, Leading & Trailing Edge
Voltage	220-240V
Environment	IndoorIP20
Spares	LEDDISC01; LEDDRIVER01EU
Certification/Electrical Class	Certified for NZ/AUS



<b>ALUMINIUM</b>	
Code	BLS06A-PEUM5
Shade Code	BLS06A
Shade Material	Aluminium
Shade Colour/Finish	Aluminium, Brushed
Fitting Code	LEDP16BKEU
Fitting Material	Steel
Fitting Colour/Finish	Black, Matte
Service Offer	Quick Ship

# COPPER PENDANT ROUND 25CM LED



Copper is created by exploding a thin layer of pure metal onto the surface of a polycarbonate shade. This technologically advanced process of vacuum metallisation gives Copper an instantly recognisable and highly reflective surface with a warm metallic glow. The shades are created in the trademark mirrored copper, allowing clusters to be formed.

Year of Design	2015
Product Weight	1.14kg
Finishing Process	Metallised, Plated
Surface Mount Shape/Diameter	Dome, 11.5cm
Power Method	Mains
Cable Spec	H03VV-F 2 x 0,75 mm <sup>2</sup>
Cable Type/Length	Clear, 250cm
Light Source	6W LED
Max Wattage	9W
Lightsource Lumens	800
CRI	>90
Colour Temperature	3000K
Dimmability	Mains Dimmable, Leading & Trailing Edge
Voltage	220-240V
Environment	IndoorIP20
Spares	LEDRING01Y; LEDDRIVER01EU
Certification/Electrical Class	Certified for NZ/AUS



<b>COPPER</b>	
Code	COS01CO-PEUM2
Shade Code	COS01CO
Shade Material	Polycarbonate
Shade Colour/Finish	Copper, Mirrored
Fitting Code	LEDP07COEU
Fitting Material	Steel
Fitting Colour/Finish	Copper, Polished
Service Offer	Quick Ship



# COPPER PENDANT ROUND 25CM ES



Copper is created by exploding a thin layer of pure metal onto the surface of a polycarbonate shade. This technologically advanced process of vacuum metallisation gives Copper an instantly recognisable and highly reflective surface with a warm metallic glow. The shades are created in the trademark mirrored copper, allowing clusters to be formed.

Year of Design	2015
Product Weight	1.14kg
Finishing Process	Metallised, Plated
Surface Mount Shape/Diameter	Dome, 11.5cm
Cable Spec	H03VV-F 2 x 0,75 mm <sup>2</sup> , 300V, PVC
Cable Type/Length	Clear, 350cm
Light Source	E14, Light Source Not Included
Max Wattage	15W
Dimmability	Mains Dimmable
Voltage	220-240V
Environment	IndoorIP20
Certification/Electrical Class	Certified for NZ/AUS



<b>COPPER</b>	
Code	COS01CO-PEUM5
Shade Code	COS01CO
Shade Material	Polycarbonate
Shade Colour/Finish	Copper, Mirrored
Fitting Code	MBA08COEU
Fitting Material	Steel
Fitting Colour/Finish	Copper, Polished
Service Offer	Quick Ship



# COPPER PENDANT ROUND 45CM LED



Copper is created by exploding a thin layer of pure metal onto the surface of a polycarbonate shade. This technologically advanced process of vacuum metallisation gives Copper an instantly recognisable and highly reflective surface with a warm metallic glow. The shades are created in the trademark mirrored copper, allowing clusters to be formed.

COPPER	
Code	COS02CO-PEUM2
Shade Code	COS02CO
Shade Material	Polycarbonate
Shade Colour/Finish	Copper, Mirrored
Fitting Code	LEDP08COEU
Fitting Material	Steel
Fitting Colour/Finish	Copper, Polished
Service Offer	Quick Ship

Year of Design	2015
Product Weight	1.98kg
Finishing Process	Metallised, Plated
Surface Mount Shape/Diameter	Dome, 11.5cm
Power Method	Mains
Cable Spec	H03VV-F 2 x 0,75 mm <sup>2</sup>
Cable Type/Length	Clear, 250cm
Light Source	6W LED
Max Wattage	9W
Lightsource Lumens	800
CRI	>90
Colour Temperature	3000K
Dimmability	Mains Dimmable, Leading & Trailing Edge
Voltage	220-240V
Environment	IndoorIP20
Spares	LEDRING01Y; LEDDRIVER01EU
Certification/Electrical Class	Certified for NZ/AUS



# COPPER PENDANT ROUND 45CM ES



Copper is created by exploding a thin layer of pure metal onto the surface of a polycarbonate shade. This technologically advanced process of vacuum metallisation gives Copper an instantly recognisable and highly reflective surface with a warm metallic glow. The shades are created in the trademark mirrored copper, allowing clusters to be formed.

COPPER	
Code	COS02CO-PEUM5
Shade Code	COS02CO
Shade Material	Polycarbonate
Shade Colour/Finish	Copper, Mirrored
Fitting Code	MBA07COEU
Fitting Material	Steel
Fitting Colour/Finish	Copper, Polished
Service Offer	Quick Ship

Year of Design	2015
Product Weight	1.98kg
Finishing Process	Metallised, Plated
Surface Mount Shape/Diameter	Dome, 11.5cm
Cable Spec	H03VV-F 2 x 0,75 mm <sup>2</sup> , 300V, PVC
Cable Type/Length	Clear, 350cm
Light Source	E27, Light Source Not Included
Max Wattage	15W
Dimmability	Mains Dimmable
Voltage	220-240V
Environment	IndoorIP20
Certification/Electrical Class	Certified for NZ/AUS



# MELT PENDANT MINI LED



Melt is evocative of molten glass, the interior of a melting glacier or images of deep space. An imperfect, organic and naturalistic light that produces a mesmerizing hot-blown glass effect. Melt is created through a process of blow moulding and vacuum metallisation to achieve melted orbs with abundant and unusual luminosity.

<b>Year of Design</b>	2014
<b>Product Weight</b>	1.08kg
<b>Finishing Process</b>	Semi-Metallised, Plated
<b>Surface Mount Shape/Diameter</b>	Dome, 11.5cm
<b>Power Method</b>	Mains
<b>Cable Spec</b>	H03VV-F 2 x 0,75 mm <sup>2</sup> PVC-PVC
<b>Cable Type/Length</b>	Clear, 250cm
<b>Light Source</b>	6W LED
<b>Max Wattage</b>	9W
<b>Lightsource Lumens</b>	800
<b>CRI</b>	>90
<b>Colour Temperature</b>	3000K
<b>Dimmability</b>	Mains Dimmable, Leading & Trailing Edge
<b>Voltage</b>	220-240V
<b>Environment</b>	IndoorIP20
<b>Spares</b>	LEDRING01Y; LEDDRIVER01EU
<b>Certification/Electrical Class</b>	Certified for NZ/AUS



<b>SILVER</b>	
<b>Code</b>	MES04CH-PEUM2
<b>Shade Code</b>	MES02CH
<b>Shade Material</b>	Polycarbonate
<b>Shade Colour/Finish</b>	Silver, Mirrored
<b>Fitting Code</b>	LEDP07CHEU
<b>Fitting Material</b>	Steel
<b>Fitting Colour/Finish</b>	Silver, Polished
<b>Service Offer</b>	Quick Ship

<b>GOLD</b>	
<b>Code</b>	MES04GO-PEUM2
<b>Shade Code</b>	MES02G
<b>Shade Material</b>	Polycarbonate
<b>Shade Colour/Finish</b>	Gold, Mirrored
<b>Fitting Code</b>	LEDP07GOEU
<b>Fitting Material</b>	Steel
<b>Fitting Colour/Finish</b>	Gold, Polished
<b>Service Offer</b>	Quick Ship



# MELT PENDANT MINI ES



Melt is evocative of molten glass, the interior of a melting glacier or images of deep space. An imperfect, organic and naturalistic light that produces a mesmerizing hot-blown glass effect. Melt is created through a process of blow moulding and vacuum metallisation to achieve melted orbs with abundant and unusual luminosity.

<b>Year of Design</b>	2014
<b>Product Weight</b>	1.08kg
<b>Finishing Process</b>	Semi-Metallised, Plated
<b>Surface Mount Shape/Diameter</b>	Dome, 11.5cm
<b>Cable Spec</b>	H03VV-F 2 x 0,75 mm <sup>2</sup> , 300V, PVC
<b>Cable Type/Length</b>	Clear, 350cm
<b>Light Source</b>	E14, Light Source Not Included
<b>Max Wattage</b>	15W
<b>Dimmability</b>	Mains Dimmable
<b>Voltage</b>	220-240V
<b>Environment</b>	IndoorIP20
<b>Certification/Electrical Class</b>	Certified for NZ/AUS



<b>GOLD</b>	
<b>Code</b>	MES04GO-PEUM5
<b>Shade Code</b>	MES02G
<b>Shade Material</b>	Polycarbonate
<b>Shade Colour/Finish</b>	Gold, Mirrored
<b>Fitting Code</b>	MBA08GOEU
<b>Fitting Material</b>	Steel
<b>Fitting Colour/Finish</b>	Gold, Polished
<b>Service Offer</b>	NEW

<b>SILVER</b>	
<b>Code</b>	MES04CH-PEUM5
<b>Shade Code</b>	MES02CH
<b>Shade Material</b>	Polycarbonate
<b>Shade Colour/Finish</b>	Silver, Mirrored
<b>Fitting Code</b>	MBA08CHEU
<b>Fitting Material</b>	Steel
<b>Fitting Colour/Finish</b>	Silver, Polished
<b>Service Offer</b>	NEW



# MELT PENDANT MINI LED



Melt is evocative of molten glass, the interior of a melting glacier or images of deep space. An imperfect, organic and naturalistic light that produces a mesmerizing hot-blown glass effect. Melt is created through a process of blow moulding and vacuum metallisation to achieve melted orbs with abundant and unusual luminosity.

<b>Year of Design</b>	2014
<b>Product Weight</b>	1.08kg
<b>Finishing Process</b>	Semi-Metallised, Plated
<b>Surface Mount Shape/Diameter</b>	Dome, 11.5cm
<b>Power Method</b>	Mains
<b>Cable Spec</b>	H03VV-F 2 x 0,75 mm2 PVC-PVC
<b>Cable Type/Length</b>	Clear, 250cm
<b>Light Source</b>	6W LED
<b>Max Wattage</b>	9W
<b>Lightsource Lumens</b>	800
<b>CRI</b>	>90
<b>Colour Temperature</b>	3000K
<b>Dimmability</b>	Mains Dimmable, Leading & Trailing Edge
<b>Voltage</b>	220-240V
<b>Environment</b>	IndoorIP20
<b>Spares</b>	LEDRING01Y; LEDDRIVER01EU
<b>Certification/Electrical Class</b>	Certified for NZ/AUS



## COPPER

<b>Code</b>	MES04CO-PEUM2
<b>Shade Code</b>	MES02CO
<b>Shade Material</b>	Polycarbonate
<b>Shade Colour/Finish</b>	Copper, Mirrored
<b>Fitting Code</b>	LEDP07COEU
<b>Fitting Material</b>	Steel
<b>Fitting Colour/Finish</b>	Copper, Polished

**Service Offer** Quick Ship

## SMOKE

<b>Code</b>	MES04SM-PEUM2
<b>Shade Code</b>	MES02SM
<b>Shade Material</b>	Polycarbonate
<b>Shade Colour/Finish</b>	Smoke, Mirrored
<b>Fitting Code</b>	LEDP07CHEU
<b>Fitting Material</b>	Steel
<b>Fitting Colour/Finish</b>	Silver, Polished

**Service Offer** Quick Ship



# MELT PENDANT MINI ES



Melt is evocative of molten glass, the interior of a melting glacier or images of deep space. An imperfect, organic and naturalistic light that produces a mesmerizing hot-blown glass effect. Melt is created through a process of blow moulding and vacuum metallisation to achieve melted orbs with abundant and unusual luminosity.

<b>Year of Design</b>	2014
<b>Product Weight</b>	1.08kg
<b>Finishing Process</b>	Semi-Metallised, Plated
<b>Surface Mount Shape/Diameter</b>	Dome, 11.5cm
<b>Cable Spec</b>	H03VV-F 2 x 0,75 mm2, 300V, PVC
<b>Cable Type/Length</b>	Clear, 350cm
<b>Light Source</b>	E14, Light Source Not Included
<b>Max Wattage</b>	15W
<b>Dimmability</b>	Mains Dimmable
<b>Voltage</b>	220-240V
<b>Environment</b>	IndoorIP20
<b>Certification/Electrical Class</b>	Certified for NZ/AUS



## SMOKE

<b>Code</b>	MES04SM-PEUM5
<b>Shade Code</b>	MES02SM
<b>Shade Material</b>	Polycarbonate
<b>Shade Colour/Finish</b>	Smoke, Mirrored
<b>Fitting Code</b>	MBA08CHEU
<b>Fitting Material</b>	Steel
<b>Fitting Colour/Finish</b>	Silver, Polished

**Service Offer** NEW

## COPPER

<b>Code</b>	MES04CO-PEUM5
<b>Shade Code</b>	MES02CO
<b>Shade Material</b>	Polycarbonate
<b>Shade Colour/Finish</b>	Copper, Mirrored
<b>Fitting Code</b>	MBA08COEU
<b>Fitting Material</b>	Steel
<b>Fitting Colour/Finish</b>	Copper, Polished

**Service Offer** NEW



# MELT PENDANT MINI LED



Melt is a beautifully distorted pendant light now available in a new tinted white opalescent finish. By retaining Melt's organic form, we have created an opal version, which boosts its luminosity. To complement our range of metallic shades, we've introduced Opal as an alternative finish for interiors that have a more monochromatic style. Semi translucent, it maintains an ethereal ghostliness in the daylight and at night forms a perfectly illuminated orb.

<b>Year of Design</b>	2014
<b>Product Weight</b>	1.08kg
<b>Finishing Process</b>	Tinted, Plated
<b>Surface Mount Shape/Diameter</b>	Dome, 11.5cm
<b>Power Method</b>	Mains
<b>Cable Spec</b>	H03VV-F 2 x 0,75 mm2 PVC-PVC
<b>Cable Type/Length</b>	Clear, 250cm
<b>Light Source</b>	6W LED
<b>Max Wattage</b>	9W
<b>Lightsource Lumens</b>	800
<b>CRI</b>	>90
<b>Colour Temperature</b>	3000K standard
<b>Dimmability</b>	Mains Dimmable, Leading & Trailing Edge
<b>Voltage</b>	220-240V
<b>Environment</b>	IndoorIP20
<b>Spares</b>	LEDRING01Y or LEDRING11Y; LEDDRIVER01EU
<b>Certification/Electrical Class</b>	Certified for NZ/AUS

### OPALESCENT, GOLD

<b>Code</b>	MES04OPG-PEUM2
<b>Shade Code</b>	MES02OP
<b>Shade Material</b>	Polycarbonate
<b>Shade Colour/Finish</b>	Opalescent, Tinted
<b>Fitting Code</b>	LEDP07GOEU
<b>Fitting Material</b>	Steel
<b>Fitting Colour/Finish</b>	Gold, Polished
<b>Service Offer</b>	Quick Ship

### OPALESCENT, SILVER

<b>Code</b>	MES04OP-PEUM2
<b>Shade Code</b>	MES02OP
<b>Shade Material</b>	Polycarbonate
<b>Shade Colour/Finish</b>	Opalescent, Tinted
<b>Fitting Code</b>	LEDP07CHEU
<b>Fitting Material</b>	Steel
<b>Fitting Colour/Finish</b>	Silver, Polished
<b>Service Offer</b>	Quick Ship



# MELT PENDANT MINI ES



Melt is a beautifully distorted pendant light now available in a new tinted white opalescent finish. By retaining Melt's organic form, we have created an opal version, which boosts its luminosity. To complement our range of metallic shades, we've introduced Opal as an alternative finish for interiors that have a more monochromatic style. Semi translucent, it maintains an ethereal ghostliness in the daylight and at night forms a perfectly illuminated orb.

<b>Year of Design</b>	2014
<b>Product Weight</b>	1.08kg
<b>Finishing Process</b>	Tinted, Plated
<b>Surface Mount Shape/Diameter</b>	Dome, 11.5cm
<b>Cable Spec</b>	H03VV-F 2 x 0,75 mm2, 300V, PVC
<b>Cable Type/Length</b>	Clear, 350cm
<b>Light Source</b>	E14, Light Source Not Included
<b>Max Wattage</b>	15W
<b>Dimmability</b>	Mains Dimmable
<b>Voltage</b>	220-240V
<b>Environment</b>	IndoorIP20
<b>Certification/Electrical Class</b>	Certified for NZ/AUS

### OPALESCENT/SILVER

<b>Code</b>	MES04OP-PEUM5
<b>Shade Code</b>	MES02OP
<b>Shade Material</b>	Polycarbonate
<b>Shade Colour/Finish</b>	Opalescent, Tinted
<b>Fitting Code</b>	MBA08CHEU
<b>Fitting Material</b>	Steel
<b>Fitting Colour/Finish</b>	Silver, Polished
<b>Service Offer</b>	NEW

### OPALESCENT/GOLD

<b>Code</b>	MES04OPG-PEUM5
<b>Shade Code</b>	MES02OP
<b>Shade Material</b>	Polycarbonate
<b>Shade Colour/Finish</b>	Opalescent, Tinted
<b>Fitting Code</b>	MBA08GOEU
<b>Fitting Material</b>	Steel
<b>Fitting Colour/Finish</b>	Gold, Polished
<b>Service Offer</b>	NEW



# MELT PENDANT MINI LED



Melt is evocative of molten glass, the interior of a melting glacier or images of deep space. An imperfect, organic and naturalistic light that produces a mesmerizing hot-blown glass effect. Melt is created through a process of blow moulding and vacuum metallisation to achieve melted orbs with abundant and unusual luminosity.

<b>Year of Design</b>	2014
<b>Product Weight</b>	1.08kg
<b>Finishing Process</b>	Semi-Metallised, Plated
<b>Surface Mount Shape/Diameter</b>	Dome, 11.5cm
<b>Cable Spec</b>	H03VV-F 2 x 0,75 mm <sup>2</sup> PVC-PVC
<b>Cable Type/Length</b>	Clear, 250cm
<b>Light Source</b>	6W LED
<b>Max Wattage</b>	9W
<b>Lightsource Lumens</b>	800
<b>CRI</b>	>90
<b>Colour Temperature</b>	3000K
<b>Dimmability</b>	Mains Dimmable, Leading & Trailing Edge
<b>Voltage</b>	220-240V
<b>Environment</b>	IndoorIP20
<b>Spares</b>	LEDRING01Y; LEDDRIVER01EU
<b>Certification/Electrical Class</b>	Certified for NZ/AUS




**BRONZE**

<b>Code</b>	MES04BR-PEUM2
<b>Shade Code</b>	MES02BR
<b>Shade Material</b>	Polycarbonate
<b>Shade Colour/Finish</b>	Bronze, Mirrored
<b>Fitting Code</b>	LEDP07GOEU
<b>Fitting Material</b>	Steel
<b>Fitting Colour/Finish</b>	Gold, Polished
<b>Service Offer</b>	NEW



# MELT PENDANT MINI ES



Melt is evocative of molten glass, the interior of a melting glacier or images of deep space. An imperfect, organic and naturalistic light that produces a mesmerizing hot-blown glass effect. Melt is created through a process of blow moulding and vacuum metallisation to achieve melted orbs with abundant and unusual luminosity.

<b>Year of Design</b>	2014
<b>Product Weight</b>	1.08kg
<b>Finishing Process</b>	Semi-Metallised, Plated
<b>Surface Mount Shape/Diameter</b>	Dome, 11.5cm
<b>Cable Spec</b>	H03VV-F 2 x 0,75 mm <sup>2</sup> , 300V, PVC
<b>Cable Type/Length</b>	Clear, 350cm
<b>Light Source</b>	E14, Light Source Not Included
<b>Max Wattage</b>	15W
<b>Dimmability</b>	Mains Dimmable
<b>Voltage</b>	220-240V
<b>Environment</b>	IndoorIP20
<b>Certification/Electrical Class</b>	Certified for NZ/AUS



**BRONZE**

<b>Code</b>	MES04BR-PEUM5
<b>Shade Code</b>	MES02BR
<b>Shade Material</b>	Polycarbonate
<b>Shade Colour/Finish</b>	Bronze, Mirrored
<b>Fitting Code</b>	MBA08GOEU
<b>Fitting Material</b>	Steel
<b>Fitting Colour/Finish</b>	Gold, Polished
<b>Service Offer</b>	NEW



# MELT PENDANT LED



Melt is evocative of molten glass, the interior of a melting glacier or images of deep space. An imperfect, organic and naturalistic light that produces a mesmerizing hot-blown glass effect. Melt is created through a process of blow moulding and vacuum metallisation to achieve melted orbs with abundant and unusual luminosity.

<b>Year of Design</b>	2014
<b>Product Weight</b>	2.44kg
<b>Finishing Process</b>	Semi-Metallised, Plated
<b>Surface Mount Shape/Diameter</b>	Dome, 11.5cm
<b>Power Method</b>	Mains
<b>Cable Spec</b>	H03VV-F 2 x 0,75 mm <sup>2</sup> PVC-PVC
<b>Cable Type/Length</b>	Clear, 250cm
<b>Light Source</b>	6W LED
<b>Max Wattage</b>	9W
<b>Lightsource Lumens</b>	800
<b>CRI</b>	>90
<b>Colour Temperature</b>	3000K
<b>Dimmability</b>	Mains Dimmable, Leading & Trailing Edge
<b>Voltage</b>	220-240V
<b>Environment</b>	IndoorIP20
<b>Spares</b>	LEDRING01Y; LEDDRIVER01EU
<b>Certification/Electrical Class</b>	Certified for NZ/AUS



## SILVER

<b>Code</b>	MES03CH-PEUM2
<b>Shade Code</b>	MES01CH
<b>Shade Material</b>	Polycarbonate
<b>Shade Colour/Finish</b>	Silver, Mirrored
<b>Fitting Code</b>	LEDP08CHEU
<b>Fitting Material</b>	Steel
<b>Fitting Colour/Finish</b>	Silver, Polished

**Service Offer** Quick Ship

## GOLD

<b>Code</b>	MES03GO-PEUM2
<b>Shade Code</b>	MES01G
<b>Shade Material</b>	Polycarbonate
<b>Shade Colour/Finish</b>	Gold, Mirrored
<b>Fitting Code</b>	LEDP08GOEU
<b>Fitting Material</b>	Steel
<b>Fitting Colour/Finish</b>	Gold, Polished

**Service Offer** Quick Ship



# MELT PENDANT ES



Melt is evocative of molten glass, the interior of a melting glacier or images of deep space. An imperfect, organic and naturalistic light that produces a mesmerizing hot-blown glass effect. Melt is created through a process of blow moulding and vacuum metallisation to achieve melted orbs with abundant and unusual luminosity.

<b>Year of Design</b>	2014
<b>Product Weight</b>	2.42kg
<b>Finishing Process</b>	Semi-Metallised, Plated
<b>Surface Mount Shape/Diameter</b>	Dome, 11.5cm
<b>Cable Spec</b>	H03VV-F 2 x 0,75 mm <sup>2</sup> , 300V, PVC
<b>Cable Type/Length</b>	Clear, 350cm
<b>Light Source</b>	E27, Light Source Not Included
<b>Max Wattage</b>	15W
<b>Dimmability</b>	Mains Dimmable
<b>Voltage</b>	220-240V
<b>Environment</b>	IndoorIP20
<b>Certification/Electrical Class</b>	Certified for NZ/AUS



## SILVER

<b>Code</b>	MES03CH-PEUM5
<b>Shade Code</b>	MES01CH
<b>Shade Material</b>	Polycarbonate
<b>Shade Colour/Finish</b>	Silver, Mirrored
<b>Fitting Code</b>	MBA07CHEU
<b>Fitting Material</b>	Steel
<b>Fitting Colour/Finish</b>	Silver, Polished

**Service Offer** NEW

## GOLD

<b>Code</b>	MES03GO-PEUM5
<b>Shade Code</b>	MES01G
<b>Shade Material</b>	Polycarbonate
<b>Shade Colour/Finish</b>	Gold, Mirrored
<b>Fitting Code</b>	MBA07GOEU
<b>Fitting Material</b>	Steel
<b>Fitting Colour/Finish</b>	Gold, Polished

**Service Offer** NEW



# MELT PENDANT LED



Melt is evocative of molten glass, the interior of a melting glacier or images of deep space. An imperfect, organic and naturalistic light that produces a mesmerizing hot-blown glass effect. Melt is created through a process of blow moulding and vacuum metallisation to achieve melted orbs with abundant and unusual luminosity.

<b>Year of Design</b>	2014
<b>Product Weight</b>	2.44kg
<b>Finishing Process</b>	Semi-Metallised, Plated
<b>Surface Mount Shape/Diameter</b>	Dome, 11.5cm
<b>Power Method</b>	Mains
<b>Cable Spec</b>	H03VV-F 2 x 0,75 mm2 PVC-PVC
<b>Cable Type/Length</b>	Clear, 250cm
<b>Light Source</b>	6W LED
<b>Max Wattage</b>	9W
<b>Lightsource Lumens</b>	800
<b>CRI</b>	>90
<b>Colour Temperature</b>	3000K
<b>Dimmability</b>	Mains Dimmable, Leading & Trailing Edge
<b>Voltage</b>	220-240V
<b>Environment</b>	IndoorIP20
<b>Spares</b>	LEDRING01Y; LEDDRIVER01EU
<b>Certification/Electrical Class</b>	Certified for NZ/AUS



## COPPER

<b>Code</b>	MES03CO-PEUM2
<b>Shade Code</b>	MES01CO
<b>Shade Material</b>	Polycarbonate
<b>Shade Colour/Finish</b>	Copper, Mirrored
<b>Fitting Code</b>	LEDP08COEU
<b>Fitting Material</b>	Steel
<b>Fitting Colour/Finish</b>	Copper, Polished
<b>Service Offer</b>	Quick Ship

## SMOKE

<b>Code</b>	MES03SM-PEUM2
<b>Shade Code</b>	MES01SM
<b>Shade Material</b>	Polycarbonate
<b>Shade Colour/Finish</b>	Smoke, Mirrored
<b>Fitting Code</b>	LEDP08CHEU
<b>Fitting Material</b>	Steel
<b>Fitting Colour/Finish</b>	Silver, Polished
<b>Service Offer</b>	Quick Ship



# MELT PENDANT ES



Melt is evocative of molten glass, the interior of a melting glacier or images of deep space. An imperfect, organic and naturalistic light that produces a mesmerizing hot-blown glass effect. Melt is created through a process of blow moulding and vacuum metallisation to achieve melted orbs with abundant and unusual luminosity.

<b>Year of Design</b>	2014
<b>Product Weight</b>	2.42kg
<b>Finishing Process</b>	Semi-Metallised, Plated
<b>Surface Mount Shape/Diameter</b>	Dome, 11.5cm
<b>Cable Spec</b>	H03VV-F 2 x 0,75 mm2, 300V, PVC
<b>Cable Type/Length</b>	Clear, 350cm
<b>Light Source</b>	E27, Light Source Not Included
<b>Max Wattage</b>	15W
<b>Dimmability</b>	Mains Dimmable
<b>Voltage</b>	220-240V
<b>Environment</b>	IndoorIP20
<b>Certification/Electrical Class</b>	Certified for NZ/AUS



## COPPER

<b>Code</b>	MES03CO-PEUM5
<b>Shade Code</b>	MES01CO
<b>Shade Material</b>	Polycarbonate
<b>Shade Colour/Finish</b>	Copper, Mirrored
<b>Fitting Code</b>	MBA07COEU
<b>Fitting Material</b>	Steel
<b>Fitting Colour/Finish</b>	Copper, Polished
<b>Service Offer</b>	NEW

## SMOKE

<b>Code</b>	MES03SM-PEUM5
<b>Shade Code</b>	MES01SM
<b>Shade Material</b>	Polycarbonate
<b>Shade Colour/Finish</b>	Smoke, Mirrored
<b>Fitting Code</b>	MBA07CHEU
<b>Fitting Material</b>	Steel
<b>Fitting Colour/Finish</b>	Silver, Polished
<b>Service Offer</b>	NEW



# MELT PENDANT LED



Melt is a beautifully distorted pendant light now available in a new tinted white opalescent finish. By retaining Melt's organic form, we have created an opal version, which boosts its luminosity. To complement our range of metallic shades, we've introduced Opal as an alternative finish for interiors that have a more monochromatic style. Semi translucent, it maintains an ethereal ghostliness in the daylight and at night forms a perfectly illuminated orb.

<b>Year of Design</b>	2014
<b>Product Weight</b>	2.44kg
<b>Finishing Process</b>	Tinted, Plated
<b>Surface Mount Shape/Diameter</b>	Dome, 11.5cm
<b>Power Method</b>	Mains
<b>Cable Spec</b>	H03VV-F 2 x 0,75 mm2 PVC-PVC
<b>Cable Type/Length</b>	Clear, 250cm
<b>Light Source</b>	6W LED
<b>Max Wattage</b>	9W
<b>Lightsource Lumens</b>	800
<b>CRI</b>	>90
<b>Colour Temperature</b>	3000K standard (2700K accessory available)
<b>Dimmability</b>	Mains Dimmable, Leading & Trailing Edge
<b>Voltage</b>	220-240V
<b>Environment</b>	IndoorIP20
<b>Spares</b>	LEDRING01Y or LEDRING11Y; LEDDRIVER01EU
<b>Certification/Electrical Class</b>	Certified for NZ/AUS



<b>OPALESCENT, GOLD</b>	
<b>Code</b>	MES03OPG-PEUM2
<b>Shade Code</b>	MES01OP
<b>Shade Material</b>	Polycarbonate
<b>Shade Colour/Finish</b>	Opalescent, Tinted
<b>Fitting Code</b>	LEDP08GOEU
<b>Fitting Material</b>	Steel
<b>Fitting Colour/Finish</b>	Gold, Polished
<b>Service Offer</b>	Quick Ship

<b>OPALESCENT, SILVER</b>	
<b>Code</b>	MES03OP-PEUM2
<b>Shade Code</b>	MES01OP
<b>Shade Material</b>	Polycarbonate
<b>Shade Colour/Finish</b>	Opalescent, Tinted
<b>Fitting Code</b>	LEDP08CHEU
<b>Fitting Material</b>	Steel
<b>Fitting Colour/Finish</b>	Silver, Polished
<b>Service Offer</b>	Quick Ship



# MELT PENDANT ES



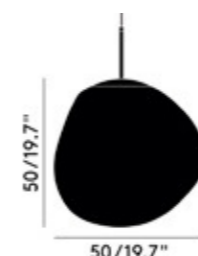
Melt is a beautifully distorted pendant light now available in a new tinted white opalescent finish. By retaining Melt's organic form, we have created an opal version, which boosts its luminosity. To complement our range of metallic shades, we've introduced Opal as an alternative finish for interiors that have a more monochromatic style. Semi translucent, it maintains an ethereal ghostliness in the daylight and at night forms a perfectly illuminated orb.

<b>Year of Design</b>	2014
<b>Product Weight</b>	2.42kg
<b>Finishing Process</b>	Tinted, Plated
<b>Surface Mount Shape/Diameter</b>	Dome, 11.5cm
<b>Cable Spec</b>	H03VV-F 2 x 0,75 mm2, 300V, PVC
<b>Cable Type/Length</b>	Clear, 350cm
<b>Light Source</b>	E27, Light Source Not Included
<b>Max Wattage</b>	15W
<b>Dimmability</b>	Mains Dimmable
<b>Voltage</b>	220-240V
<b>Environment</b>	IndoorIP20
<b>Certification/Electrical Class</b>	Certified for NZ/AUS



<b>OPAL/SILVER</b>	
<b>Code</b>	MES03OP-PEUM5
<b>Shade Code</b>	MES01OP
<b>Shade Material</b>	Polycarbonate
<b>Shade Colour/Finish</b>	Opalescent, Tinted
<b>Fitting Code</b>	MBA07CHEU
<b>Fitting Material</b>	Steel
<b>Fitting Colour/Finish</b>	Silver, Polished
<b>Service Offer</b>	NEW

<b>OPAL/GOLD</b>	
<b>Code</b>	MES03OPG-PEUM5
<b>Shade Code</b>	MES01OP
<b>Shade Material</b>	Polycarbonate
<b>Shade Colour/Finish</b>	Opalescent, Tinted
<b>Fitting Code</b>	MBA07GOEU
<b>Fitting Material</b>	Steel
<b>Fitting Colour/Finish</b>	Gold, Polished
<b>Service Offer</b>	NEW



# MELT PENDANT LED



Melt is evocative of molten glass, the interior of a melting glacier or images of deep space. An imperfect, organic and naturalistic light that produces a mesmerizing hot-blown glass effect. Melt is created through a process of blow moulding and vacuum metallisation to achieve melted orbs with abundant and unusual luminosity.

<b>Year of Design</b>	2014
<b>Product Weight</b>	2.44kg
<b>Finishing Process</b>	Semi-Metallised, Plated
<b>Surface Mount Shape/Diameter</b>	Dome, 11.5cm
<b>Cable Spec</b>	H03VV-F 2 x 0,75 mm <sup>2</sup> PVC-PVC
<b>Cable Type/Length</b>	Clear, 250cm
<b>Light Source</b>	6W LED
<b>Max Wattage</b>	9W
<b>Lightsource Lumens</b>	800
<b>CRI</b>	>90
<b>Colour Temperature</b>	3000K
<b>Dimmability</b>	Mains Dimmable, Leading & Trailing Edge
<b>Voltage</b>	220-240V
<b>Environment</b>	IndoorIP20
<b>Spares</b>	LEDRING01Y; LEDDRIVER01EU
<b>Certification/Electrical Class</b>	Certified for NZ/AUS

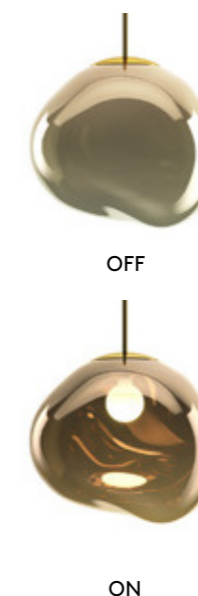


<b>BRONZE</b>	
<b>Code</b>	MES03BR-PEUM2
<b>Shade Code</b>	MES01BR
<b>Shade Material</b>	Polycarbonate
<b>Shade Colour/Finish</b>	Bronze, Mirrored
<b>Fitting Code</b>	LEDP08GOEU
<b>Fitting Material</b>	Steel
<b>Fitting Colour/Finish</b>	Gold, Polished
<b>Service Offer</b>	NEW

<b>SILVER/DICHROIC</b>	
<b>Code</b>	MES03CHD-PEUM2
<b>Shade Code</b>	MES01CH
<b>Shade Material</b>	Polycarbonate
<b>Shade Colour/Finish</b>	Silver, Mirrored
<b>Fitting Code</b>	LEDP08CHEU
<b>Fitting Material</b>	Steel
<b>Fitting Colour/Finish</b>	Silver, Polished
<b>Service Offer</b>	NEW



# MELT PENDANT ES

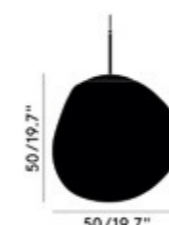


Melt is evocative of molten glass, the interior of a melting glacier or images of deep space. An imperfect, organic and naturalistic light that produces a mesmerizing hot-blown glass effect. Melt is created through a process of blow moulding and vacuum metallisation to achieve melted orbs with abundant and unusual luminosity.


<b>Year of Design</b>	2014
<b>Product Weight</b>	2.42kg
<b>Finishing Process</b>	Semi-Metallised, Plated
<b>Surface Mount Shape/Diameter</b>	Dome, 11.5cm
<b>Cable Spec</b>	H03VV-F 2 x 0,75 mm <sup>2</sup> , 300V, PVC
<b>Cable Type/Length</b>	Clear, 350cm
<b>Light Source</b>	E27, Light Source Not Included
<b>Max Wattage</b>	15W
<b>Dimmability</b>	Mains Dimmable
<b>Voltage</b>	220-240V
<b>Environment</b>	IndoorIP20
<b>Certification/Electrical Class</b>	Certified for NZ/AUS



<b>BRONZE</b>	
<b>Code</b>	MES03BR-PEUM5
<b>Shade Code</b>	MES01BR
<b>Shade Material</b>	Polycarbonate
<b>Shade Colour/Finish</b>	Bronze, Mirrored
<b>Fitting Code</b>	MBA07GOEU
<b>Fitting Material</b>	Steel
<b>Fitting Colour/Finish</b>	Gold, Polished
<b>Service Offer</b>	NEW



# MELT CHANDELIER MINI LED



A decade on and the magical qualities of Melt have not dissipated. We have created something timeless, but we've noticed that not everyone can fit huge chandeliers in their interiors, so we've made a mini version – a contemporary and more compact light suitable for the new modern city context. Melt Mini Chandelier includes 4 x Melt Mini shades.

<b>Year of Design</b>	2022
<b>Product Weight</b>	4.00kg
<b>Finishing Process</b>	Semi-Metallised, Plated
<b>Surface Mount Shape/Diameter</b>	Dome, 25.4cm
<b>Power Method</b>	Mains
<b>Cable Spec</b>	H03VVH2-F 2 x 0,75 mm2 FEP/PVC
<b>Cable Type/Length</b>	Clear, 500cm
<b>Light Source</b>	4 x 6W LED
<b>Max Wattage</b>	30W
<b>Lightsource Lumens</b>	4 x 800
<b>CRI</b>	>90
<b>Colour Temperature</b>	3000K
<b>Dimmability</b>	Mains Dimmable, Leading & Trailing Edge
<b>Voltage</b>	220-240V
<b>Environment</b>	IndoorIP20
<b>Spares</b>	4 x LEDRING02A; 1 x LEDCDRIVER01EU
<b>Certification/Electrical Class</b>	Certified for NZ/AUS



<b>GOLD</b>	
<b>Code</b>	MEC04GO-CEUM4
<b>Shade Code</b>	4 X MES02G
<b>Shade Material</b>	Polycarbonate
<b>Shade Colour/Finish</b>	Gold, Mirrored
<b>Fitting Code</b>	LEDC04GOEU (CHINA : LEDC04GOCCC)
<b>Fitting Material</b>	Steel
<b>Fitting Colour/Finish</b>	Gold, Polished
<b>Service Offer</b>	Quick Ship

<b>SILVER</b>	
<b>Code</b>	MEC04CH-CEUM4
<b>Shade Code</b>	4 X MES02CH
<b>Shade Material</b>	Polycarbonate
<b>Shade Colour/Finish</b>	Silver, Mirrored
<b>Fitting Code</b>	LEDC04CHEU (CHINA : LEDC04CHCCC)
<b>Fitting Material</b>	Steel
<b>Fitting Colour/Finish</b>	Silver, Polished
<b>Service Offer</b>	Quick Ship



# MELT CHANDELIER MINI LED




A decade on and the magical qualities of Melt have not dissipated. We have created something timeless, but we've noticed that not everyone can fit huge chandeliers in their interiors, so we've made a mini version – a contemporary and more compact light suitable for the new modern city context. Melt Mini Chandelier includes 4 x Melt Mini shades.

<b>Year of Design</b>	2022
<b>Product Weight</b>	4.00kg
<b>Finishing Process</b>	Semi-Metallised, Plated
<b>Surface Mount Shape/Diameter</b>	Dome, 25.4cm
<b>Power Method</b>	Mains
<b>Cable Spec</b>	H03VVH2-F 2 x 0,75 mm2 FEP/PVC
<b>Cable Type/Length</b>	Clear, 500cm
<b>Light Source</b>	4 x 6W LED
<b>Max Wattage</b>	30W
<b>Lightsource Lumens</b>	4 x 800
<b>CRI</b>	>90
<b>Colour Temperature</b>	3000K
<b>Dimmability</b>	Mains Dimmable, Leading & Trailing Edge
<b>Voltage</b>	220-240V
<b>Environment</b>	IndoorIP20
<b>Spares</b>	4 x LEDRING02A; 1 x LEDCDRIVER01EU
<b>Certification/Electrical Class</b>	Certified for NZ/AUS



<b>COPPER, GOLD</b>	
<b>Code</b>	MEC04CO-CEUM4
<b>Shade Code</b>	4 X MES02CO
<b>Shade Material</b>	Polycarbonate
<b>Shade Colour/Finish</b>	Copper, Mirrored
<b>Fitting Code</b>	LEDC04GOEU (CHINA : LEDC04GOCCC)
<b>Fitting Material</b>	Steel
<b>Fitting Colour/Finish</b>	Gold, Polished
<b>Service Offer</b>	Quick Ship

<b>SMOKE</b>	
<b>Code</b>	MEC04SM-CEUM4
<b>Shade Code</b>	4 X MES02SM
<b>Shade Material</b>	Polycarbonate
<b>Shade Colour/Finish</b>	Smoke, Mirrored
<b>Fitting Code</b>	LEDC04CHEU (CHINA : LEDC04CHCCC)
<b>Fitting Material</b>	Steel
<b>Fitting Colour/Finish</b>	Silver, Polished
<b>Service Offer</b>	Quick Ship



# MELT CHANDELIER MINI LED



A decade on and the magical qualities of Melt have not dissipated. We have created something timeless, but we've noticed that not everyone can fit huge chandeliers in their interiors, so we've made a mini version – a contemporary and more compact light suitable for the new modern city context. Melt Mini Chandelier includes 4 x Melt Mini shades in a new tinted white opalescent finish. By retaining Melt's organic form, we have created an opal version, which boosts its luminosity.


<b>Year of Design</b>	2022
<b>Product Weight</b>	4.00kg
<b>Finishing Process</b>	Semi-Metallised, Plated, Tinted
<b>Surface Mount Shape/Diameter</b>	Dome, 25.4cm
<b>Power Method</b>	Mains
<b>Cable Spec</b>	H03VVH2-F 2 x 0,75 mm2 FEP/PVC
<b>Cable Type/Length</b>	Clear, 500cm
<b>Light Source</b>	4 x 6W LED
<b>Max Wattage</b>	30W
<b>Lightsource Lumens</b>	4 x 800
<b>CRI</b>	>90
<b>Colour Temperature</b>	3000K standard (2700K accessory available)
<b>Dimmability</b>	Mains Dimmable, Leading & Trailing Edge
<b>Voltage</b>	220-240V
<b>Environment</b>	IndoorIP20
<b>Spares</b>	4 x LEDRING02A; 1 x LEDCDRIVER01EU
<b>Certification/Electrical Class</b>	Certified for NZ/AUS




<b>OPALESCENT, GOLD</b>	
<b>Code</b>	MEC04OPG-CEUM4
<b>Shade Code</b>	4 X MES02OP
<b>Shade Material</b>	Polycarbonate
<b>Shade Colour/Finish</b>	Opalescent, Tinted
<b>Fitting Code</b>	LEDC04GOEU (CHINA : LEDC04GOCC)C
<b>Fitting Material</b>	Steel
<b>Fitting Colour/Finish</b>	Gold, Polished
<b>Service Offer</b>	Quick Ship

<b>OPALESCENT, SILVER</b>	
<b>Code</b>	MEC04OP-CEUM4
<b>Shade Code</b>	4 X MES02OP
<b>Shade Material</b>	Polycarbonate
<b>Shade Colour/Finish</b>	Opalescent, Tinted
<b>Fitting Code</b>	LEDC04CHEU (CHINA : LEDC04CHCCC)C
<b>Fitting Material</b>	Steel
<b>Fitting Colour/Finish</b>	Silver, Polished
<b>Service Offer</b>	Quick Ship

<b>BRONZE, GOLD</b>	
<b>Code</b>	MEC04BR-CEUM4
<b>Shade Code</b>	4 X MES02BR
<b>Shade Material</b>	Polycarbonate
<b>Shade Colour/Finish</b>	Bronze, Mirrored
<b>Fitting Code</b>	LEDC04GOEU (CHINA : LEDC04GOCC)C
<b>Fitting Material</b>	Steel
<b>Fitting Colour/Finish</b>	Gold, Polished
<b>Service Offer</b>	NEW



# MELT CHANDELIER SMALL LED



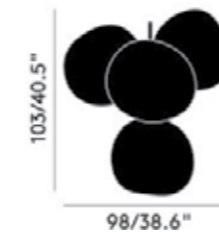
Melt is evocative of molten glass, the interior of a melting glacier or images of deep space. An imperfect, organic and naturalistic light that produces a mesmerizing hot-blown glass effect. Melt is created through a process of blow moulding and vacuum metallisation to achieve melted orbs with abundant and unusual luminosity. Melt Chandelier Small features four orbs protruding from steel tubes.

<b>Year of Design</b>	2020
<b>Product Weight</b>	9.25kg
<b>Finishing Process</b>	Semi Metallised, Plated
<b>Surface Mount Shape/Diameter</b>	Dome, 25.4cm
<b>Power Method</b>	Mains
<b>Cable Spec</b>	H03VVH2-F 2 x 0,75 mm2 FEP/PVC
<b>Cable Type/Length</b>	Clear, 500cm
<b>Light Source</b>	4 x 6W LED
<b>Max Wattage</b>	30W
<b>Lightsource Lumens</b>	4 x 800
<b>CRI</b>	>90
<b>Colour Temperature</b>	3000K
<b>Dimmability</b>	Mains Dimmable, Leading & Trailing Edge
<b>Voltage</b>	220-240V
<b>Environment</b>	IndoorIP20
<b>Spares</b>	4 x LEDRING02A; 1 x LEDCDRIVER01EU
<b>Certification/Electrical Class</b>	Certified for NZ/AUS



<b>SILVER</b>	
<b>Code</b>	MEC01CH-CEUM4
<b>Shade Code</b>	4 X MES01CH
<b>Shade Material</b>	Polycarbonate
<b>Shade Colour/Finish</b>	Silver, Mirrored
<b>Fitting Code</b>	LEDC01CHEU (CHINA : LEDC01CHCCC)C
<b>Fitting Material</b>	Steel
<b>Fitting Colour/Finish</b>	Silver, Polished
<b>Service Offer</b>	Quick Ship

<b>GOLD</b>	
<b>Code</b>	MEC01GO-CEUM4
<b>Shade Code</b>	4 X MES01G
<b>Shade Material</b>	Polycarbonate
<b>Shade Colour/Finish</b>	Gold, Mirrored
<b>Fitting Code</b>	LEDC01GOEU (CHINA : LEDC01GOCC)C
<b>Fitting Material</b>	Steel
<b>Fitting Colour/Finish</b>	Gold, Polished
<b>Service Offer</b>	Quick Ship



# MELT CHANDELIER SMALL LED



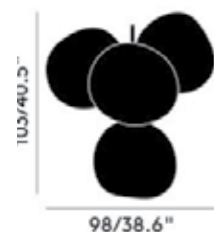
Melt is evocative of molten glass, the interior of a melting glacier or images of deep space. An imperfect, organic and naturalistic light that produces a mesmerizing hot-blown glass effect. Melt is created through a process of blow moulding and vacuum metallisation to achieve melted orbs with abundant and unusual luminosity. Melt Chandelier Small features four orbs protruding from steel tubes.

Year of Design	2020
Product Weight	9.25kg
Finishing Process	Semi Metallised, Plated
Surface Mount Shape/Diameter	Dome, 25.4cm
Power Method	Mains
Cable Spec	H03VVH2-F 2 x 0,75 mm2 FEP/PVC
Cable Type/Length	Clear, 500cm
Light Source	4 x 6W LED
Max Wattage	30W
Lightsource Lumens	4 x 800
CRI	>90
Colour Temperature	3000K
Dimmability	Mains Dimmable, Leading & Trailing Edge
Voltage	220-240V
Environment	IndoorIP20
Spares	4 x LEDRING02A; 1 x LEDCDRIVER01EU
Certification/Electrical Class	Certified for NZ/AUS



<b>COPPER, GOLD</b>	
Code	MEC01CO-CEUM4
Shade Code	4 X MES01CO
Shade Material	Polycarbonate
Shade Colour/Finish	Copper, Mirrored
Fitting Code	LEDC01GOEU (CHINA : LEDC01GOCCC)
Fitting Material	Steel
Fitting Colour/Finish	Gold, Polished
Service Offer	Quick Ship

<b>SMOKE</b>	
Code	MEC01SM-CEUM4
Shade Code	4 X MES01SM
Shade Material	Polycarbonate
Shade Colour/Finish	Smoke, Mirrored
Fitting Code	LEDC01CHEU (CHINA : LEDC01CHCCC)
Fitting Material	Steel
Fitting Colour/Finish	Silver, Polished
Service Offer	Quick Ship

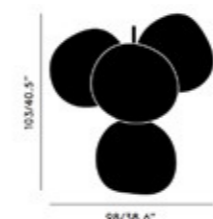


# MELT CHANDELIER SMALL LED



Melt Small Chandelier features four opalescent shades protruding from steel tubes and measuring one metre high. By retaining Melt's organic form, we have created an opal version, which boosts its luminosity. To complement our range of metallic shades, we've introduced Opal as an alternative finish for interiors that have a more monochromatic style. Semi translucent, it maintains an ethereal ghostliness in the daylight and at night forms perfectly illuminated orbs.

Year of Design	2020
Product Weight	9.25kg
Finishing Process	Semi Metallised, Plated, Tinted
Surface Mount Shape/Diameter	Dome, 25.4cm
Power Method	Mains
Cable Spec	H03VVH2-F 2 x 0,75 mm2 FEP/PVC
Cable Type/Length	Clear, 500cm
Light Source	4 x 6W LED
Max Wattage	30W
Lightsource Lumens	4 x 800
CRI	>90
Colour Temperature	3000K standard (2700K accessory available)
Dimmability	Mains Dimmable, Leading & Trailing Edge
Voltage	220-240V
Environment	IndoorIP20
Spares	4 x LEDRING02A; 1 x LEDCDRIVER01EU
Certification/Electrical Class	Certified for NZ/AUS



<b>OPALESCENT, GOLD</b>	
Code	MEC01OPG-CEUM4
Shade Code	4 X MES01OP
Shade Material	Polycarbonate
Shade Colour/Finish	Opalescent, Tinted
Fitting Code	LEDC01GOEU (CHINA : LEDC01GOCCC)
Fitting Material	Steel
Fitting Colour/Finish	Gold, Polished
Service Offer	Quick Ship

<b>OPALESCENT, SILVER</b>	
Code	MEC01OP-CEUM4
Shade Code	4 X MES01OP
Shade Material	Polycarbonate
Shade Colour/Finish	Opalescent, Tinted
Fitting Code	LEDC01CHEU (CHINA : LEDC01CHCCC)
Fitting Material	Steel
Fitting Colour/Finish	Silver, Polished
Service Offer	Quick Ship

<b>BRONZE, GOLD</b>	
Code	MEC01BR-CEUM4
Shade Code	4 X MES01BR
Shade Material	Polycarbonate
Shade Colour/Finish	Bronze, Mirrored
Fitting Code	LEDC01GOEU (CHINA : LEDC01CHCCC)
Fitting Material	Steel
Fitting Colour/Finish	Gold, Polished
Service Offer	NEW

# MELT CHANDELIER LARGE LED



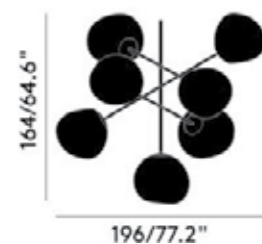
Melt is evocative of molten glass, the interior of a melting glacier or images of deep space. An imperfect, organic and naturalistic light that produces a mesmerizing hot-blown glass effect. Melt is created through a process of blow moulding and vacuum metallisation to achieve melted orbs with abundant and unusual luminosity. Melt Chandelier Large features seven orbs protruding from steel tubes.

<b>Year of Design</b>	2020
<b>Product Weight</b>	20.20kg
<b>Finishing Process</b>	Semi Metallised, Plated
<b>Surface Mount Shape/Diameter</b>	Dome, 25.4cm
<b>Power Method</b>	Mains
<b>Cable Spec</b>	H03VVH2-F 2 x 0,75 mm2 FEP/PVC
<b>Cable Type/Length</b>	Clear, 500cm
<b>Light Source</b>	7 x 6W LED
<b>Max Wattage</b>	51W
<b>Lightsource Lumens</b>	7 x 800
<b>CRI</b>	>90
<b>Colour Temperature</b>	3000K
<b>Dimmability</b>	Mains Dimmable, Leading & Trailing Edge
<b>Voltage</b>	220-240V
<b>Environment</b>	IndoorIP20
<b>Spares</b>	7 x LEDRING02A; 1 x LEDCDRIVER02EU
<b>Certification/Electrical Class</b>	Certified for NZ/AUS



<b>SILVER</b>	
<b>Code</b>	MEC02CH-CEUM4
<b>Shade Code</b>	7 X MES01CH
<b>Shade Material</b>	Polycarbonate
<b>Shade Colour/Finish</b>	Silver, Mirrored
<b>Fitting Code</b>	LEDC01GOEU (CHINA : LEDC02GOCCC)
<b>Fitting Material</b>	Steel
<b>Fitting Colour/Finish</b>	Silver, Polished
<b>Service Offer</b>	Quick Ship

<b>GOLD</b>	
<b>Code</b>	MEC02GO-CEUM4
<b>Shade Code</b>	7 X MES01G
<b>Shade Material</b>	Polycarbonate
<b>Shade Colour/Finish</b>	Gold, Mirrored
<b>Fitting Code</b>	LEDC02GOEU (CHINA : LEDC02GOCCC)
<b>Fitting Material</b>	Steel
<b>Fitting Colour/Finish</b>	Gold, Polished
<b>Service Offer</b>	Quick Ship



# MELT CHANDELIER LARGE LED



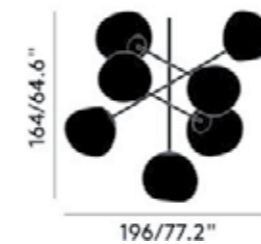
Melt is evocative of molten glass, the interior of a melting glacier or images of deep space. An imperfect, organic and naturalistic light that produces a mesmerizing hot-blown glass effect. Melt is created through a process of blow moulding and vacuum metallisation to achieve melted orbs with abundant and unusual luminosity. Melt Chandelier Large features seven orbs protruding from steel tubes.

<b>Year of Design</b>	2020
<b>Product Weight</b>	20.20kg
<b>Finishing Process</b>	Semi Metallised, Plated
<b>Surface Mount Shape/Diameter</b>	Dome, 25.4cm
<b>Power Method</b>	Mains
<b>Cable Spec</b>	H03VVH2-F 2 x 0,75 mm2 FEP/PVC
<b>Cable Type/Length</b>	Clear, 500cm
<b>Light Source</b>	7 x 6W LED
<b>Max Wattage</b>	51W
<b>Lightsource Lumens</b>	7 x 800
<b>CRI</b>	>90
<b>Colour Temperature</b>	3000K
<b>Dimmability</b>	Mains Dimmable, Leading & Trailing Edge
<b>Voltage</b>	220-240V
<b>Environment</b>	IndoorIP20
<b>Spares</b>	7 x LEDRING02A; 1 x LEDCDRIVER02EU
<b>Certification/Electrical Class</b>	Certified for NZ/AUS




<b>COPPER, GOLD</b>	
<b>Code</b>	MEC02CO-CEUM4
<b>Shade Code</b>	7 X MES01CO
<b>Shade Material</b>	Polycarbonate
<b>Shade Colour/Finish</b>	Copper, Mirrored
<b>Fitting Code</b>	LEDC02GOEU (CHINA : LEDC02GOCCC)
<b>Fitting Material</b>	Steel
<b>Fitting Colour/Finish</b>	Gold, Polished
<b>Service Offer</b>	Quick Ship

<b>SMOKE</b>	
<b>Code</b>	MEC02SM-CEUM4
<b>Shade Code</b>	7 X MES01SM
<b>Shade Material</b>	Polycarbonate
<b>Shade Colour/Finish</b>	Smoke, Mirrored
<b>Fitting Code</b>	LEDC02CHEU (CHINA : LEDC02CHCCC)
<b>Fitting Material</b>	Steel
<b>Fitting Colour/Finish</b>	Silver, Polished
<b>Service Offer</b>	Quick Ship



# MELT CHANDELIER LARGE LED



Melt Large Chandelier is a configuration of seven organic and imperfect orbs which explode from a central hub to create a dynamic lighting sculpture of infinite reflections. By retaining Melt's organic form, we have created an opal version, which boosts its luminosity. To complement our range of metallic shades, we've introduced Opal as an alternative finish for interiors that have a more monochromatic style. Semi translucent, it maintains an ethereal ghostliness in the daylight and at night forms perfectly illuminated orbs.

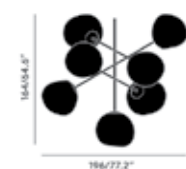
<b>Year of Design</b>	2020
<b>Product Weight</b>	20.20kg
<b>Finishing Process</b>	Semi Metallised, Plated, Tinted
<b>Surface Mount Shape/Diameter</b>	Dome, 25.4cm
<b>Power Method</b>	Mains
<b>Cable Spec</b>	H03VVH2-F 2 x 0,75 mm2 FEP/PVC
<b>Cable Type/Length</b>	Clear, 500cm
<b>Light Source</b>	7 x 6W LED
<b>Max Wattage</b>	51W
<b>Lightsource Lumens</b>	7 x 800
<b>CRI</b>	>90
<b>Colour Temperature</b>	3000K standard (2700K accessory available)
<b>Dimmability</b>	Mains Dimmable, Leading & Trailing Edge
<b>Voltage</b>	220-240V
<b>Environment</b>	IndoorIP20
<b>Spares</b>	7 x LEDRING02A; 1 x LEDCDRIVER02EU
<b>Certification/Electrical Class</b>	Certified for NZ/AUS




<b>OPALESCENT, GOLD</b>	
<b>Code</b>	MEC02OPG-CEUM4
<b>Shade Code</b>	7 X MES01OP
<b>Shade Material</b>	Polycarbonate
<b>Shade Colour/Finish</b>	Opalescent, Tinted
<b>Fitting Code</b>	LEDC02GOEU (CHINA : LEDC02GOCCC)
<b>Fitting Material</b>	Steel
<b>Fitting Colour/Finish</b>	Gold, Polished
<b>Service Offer</b>	Quick Ship

<b>OPALESCENT, SILVER</b>	
<b>Code</b>	MEC02OP-CEUM4
<b>Shade Code</b>	7 X MES01OP
<b>Shade Material</b>	Polycarbonate
<b>Shade Colour/Finish</b>	Opalescent, Tinted
<b>Fitting Code</b>	LEDC02CHEU (CHINA : LEDC02CHCCC)
<b>Fitting Material</b>	Steel
<b>Fitting Colour/Finish</b>	Silver, Polished
<b>Service Offer</b>	Quick Ship

<b>BRONZE, GOLD</b>	
<b>Code</b>	MEC02BR-CEUM4
<b>Shade Code</b>	7 X MES01BR
<b>Shade Material</b>	Polycarbonate
<b>Shade Colour/Finish</b>	Bronze, Mirrored
<b>Fitting Code</b>	LEDC02GOEU (CHINA : LEDC02GOCCC)
<b>Fitting Material</b>	Steel
<b>Fitting Colour/Finish</b>	Gold, Polished
<b>Service Offer</b>	NEW

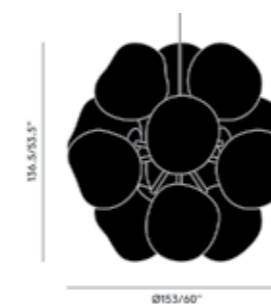


# MELT BURST CHANDELIER LED



Melt is evocative of molten glass, the interior of a melting glacier or images of deep space. An imperfect, organic and naturalistic light that produces a mesmerizing hot-blown glass effect. Melt is created through a process of blow moulding and vacuum metallisation to achieve melted orbs with abundant and unusual luminosity. Melt Burst Chandelier features twelve orbs protruding from steel tubes.


<b>Year of Design</b>	2019
<b>Product Weight</b>	28.00kg
<b>Finishing Process</b>	Semi Metallised, Powder Coated
<b>Surface Mount Shape/Diameter</b>	Dome, 25.4cm
<b>Power Method</b>	Mains
<b>Cable Spec</b>	H03VV-F 2 x 0,75 mm2 PVC-PVC
<b>Cable Type/Length</b>	Black Fabric, 500cm
<b>Light Source</b>	12 x 6W LED
<b>Max Wattage</b>	85W
<b>Lightsource Lumens</b>	12 x 800
<b>CRI</b>	>90
<b>Colour Temperature</b>	3000K
<b>Dimmability</b>	Mains Dimmable, Leading & Trailing Edge
<b>Voltage</b>	220-240V
<b>Environment</b>	IndoorIP20
<b>Spares</b>	12 x LEDRING02A; 1 x LEDCDRIVER02EU
<b>Certification/Electrical Class</b>	Certified for NZ/AUS



<b>SILVER, BLACK</b>	
<b>Code</b>	MEC03SI-CEUM4
<b>Shade Code</b>	12 X MES01CH
<b>Shade Material</b>	Polycarbonate
<b>Shade Colour/Finish</b>	Silver, Mirrored
<b>Fitting Code</b>	LEDC03BKEU (CHINA : LEDC03BKCCC)
<b>Fitting Material</b>	Steel
<b>Fitting Colour/Finish</b>	Black, Gloss
<b>Service Offer</b>	Quick Ship

<b>GOLD, BLACK</b>	
<b>Code</b>	MEC03GO-CEUM4
<b>Shade Code</b>	12 X MES01G
<b>Shade Material</b>	Polycarbonate
<b>Shade Colour/Finish</b>	Gold, Mirrored
<b>Fitting Code</b>	LEDC03BKEU (CHINA : LEDC03BKCCC)
<b>Fitting Material</b>	Steel
<b>Fitting Colour/Finish</b>	Black, Gloss
<b>Service Offer</b>	Quick Ship

# MELT BURST CHANDELIER LED



OFF

ON

Melt is evocative of molten glass, the interior of a melting glacier or images of deep space. An imperfect, organic and naturalistic light that produces a mesmerizing hot-blown glass effect. Melt is created through a process of blow moulding and vacuum metallisation to achieve melted orbs with abundant and unusual luminosity. Melt Burst Chandelier features twelve orbs protruding from steel tubes.

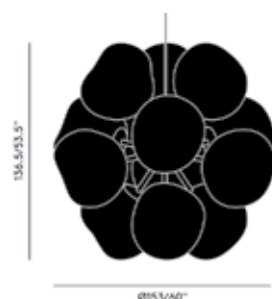
<b>Year of Design</b>	2019
<b>Product Weight</b>	28.00kg
<b>Finishing Process</b>	Semi Metallised, Powder Coated
<b>Surface Mount Shape/Diameter</b>	Dome, 25.4cm
<b>Power Method</b>	Mains
<b>Cable Spec</b>	H03VV-F 2 x 0,75 mm2 PVC-PVC
<b>Cable Type/Length</b>	Black Fabric, 500cm
<b>Light Source</b>	12 x 6W LED
<b>Max Wattage</b>	85W
<b>Lightsource Lumens</b>	12 x 800
<b>CRI</b>	>90
<b>Colour Temperature</b>	3000K
<b>Dimmability</b>	Mains Dimmable, Leading & Trailing Edge
<b>Voltage</b>	220-240V
<b>Environment</b>	IndoorIP20
<b>Spares</b>	12 x LEDRING02A; 1 x LEDCDRIVER02EU
<b>Certification/Electrical Class</b>	Certified for NZ/AUS

**COPPER, BLACK**

<b>Code</b>	MEC03CO-CEUM4
<b>Shade Code</b>	12 X MES01CO
<b>Shade Material</b>	Polycarbonate
<b>Shade Colour/Finish</b>	Copper, Mirrored
<b>Fitting Code</b>	LEDC03BKEU (CHINA : LEDC03BKCCC)
<b>Fitting Material</b>	Steel
<b>Fitting Colour/Finish</b>	Black, Gloss
<b>Service Offer</b>	Quick Ship

**SMOKE, BLACK**

<b>Code</b>	MEC03SM-CEUM4
<b>Shade Code</b>	12 X MES01SM
<b>Shade Material</b>	Polycarbonate
<b>Shade Colour/Finish</b>	Smoke, Mirrored
<b>Fitting Code</b>	LEDC03BKEU (CHINA : LEDC03BKCCC)
<b>Fitting Material</b>	Steel
<b>Fitting Colour/Finish</b>	Black, Gloss
<b>Service Offer</b>	Quick Ship



# MELT BURST CHANDELIER LED



OFF

ON

Melt Burst is a beautifully distorted chandelier now available in a new tinted white opalescent finish. By retaining Melt's organic form, we have created an opal version, which boosts its luminosity. To complement our range of metallic shades, we've introduced Opal as an alternative finish for interiors that have a more monochromatic style. Semi translucent, the 12 shades emit an ethereal ghostliness in the daylight and at night form perfectly illuminated orbs.

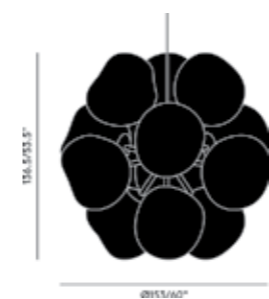
<b>Year of Design</b>	2019
<b>Product Weight</b>	28.00kg
<b>Finishing Process</b>	Semi Metallised, Powder Coated, Tinted
<b>Surface Mount Shape/Diameter</b>	Dome, 25.4cm
<b>Power Method</b>	Mains
<b>Cable Spec</b>	H03VV-F 2 x 0,75 mm2 PVC-PVC
<b>Cable Type/Length</b>	Black Fabric, 500cm
<b>Light Source</b>	12 x 6W LED
<b>Max Wattage</b>	85W
<b>Lightsource Lumens</b>	12 x 800
<b>CRI</b>	>90
<b>Colour Temperature</b>	3000K standard (2700K accessory available)
<b>Dimmability</b>	Mains Dimmable, Leading & Trailing Edge
<b>Voltage</b>	220-240V
<b>Environment</b>	IndoorIP20
<b>Spares</b>	12 x LEDRING02A; 1 x LEDCDRIVER02EU
<b>Certification/Electrical Class</b>	Certified for NZ/AUS

**OPALESCENT, BLACK**

<b>Code</b>	MEC03OP-CEUM4
<b>Shade Code</b>	12 X MES01OP
<b>Shade Material</b>	Polycarbonate
<b>Shade Colour/Finish</b>	Opalescent, Tinted
<b>Fitting Code</b>	LEDC03BKEU (CHINA : LEDC03BKCCC)
<b>Fitting Material</b>	Steel
<b>Fitting Colour/Finish</b>	Black, Gloss
<b>Service Offer</b>	Quick Ship

**BRONZE, BLACK**

<b>Code</b>	MEC03BR-CEUM4
<b>Shade Code</b>	12 X MES01BR
<b>Shade Material</b>	Polycarbonate
<b>Shade Colour/Finish</b>	Bronze, Mirrored
<b>Fitting Code</b>	LEDC03BKEU (CHINA : LEDC03BKCCC)
<b>Fitting Material</b>	Steel
<b>Fitting Colour/Finish</b>	Black, Gloss
<b>Service Offer</b>	NEW



# MIRROR BALL PENDANT 25CM LED



Mirror Ball is a an ultra-visible, highly reflective object made of a lightweight transparent plastic sphere, coated with a thin layer of aluminium. Inspired by the pioneers of space travel, Mirror Ball is created through hi-tech processes - similar to those used in sunglasses manufacture - of blow moulding and vacuum metallisation to achieve perfect spheres with an unusual luminosity.

Year of Design	2002
Product Weight	1.08kg
Finishing Process	Metallised, Plated
Surface Mount Shape/Diameter	Dome, 11.5cm
Power Method	Mains
Cable Spec	H03VV-F 2 x 0,75 mm2
Cable Type/Length	Clear, 250cm
Light Source	6W LED
Max Wattage	9W
Lightsource Lumens	800
CRI	>90
Colour Temperature	3000K
Dimmability	Mains Dimmable, Leading & Trailing Edge
Voltage	220-240V
Environment	IndoorIP20
Spares	LEDRING01Y; LEDDRIVER01EU
Certification/Electrical Class	Certified for NZ/AUS



## SILVER

Code	MBB25A-PEUM3
Shade Code	MBB25A
Shade Material	Polycarbonate
Shade Colour/Finish	Silver, Mirrored
Fitting Code	LEDP07CHEU
Fitting Material	Steel
Fitting Colour/Finish	Silver, Polished

Service Offer Quick Ship

## GOLD

Code	MBB25G-PEUM3
Shade Code	MBB25G
Shade Material	Polycarbonate
Shade Colour/Finish	Gold, Mirrored
Fitting Code	LEDP07GOEU
Fitting Material	Steel
Fitting Colour/Finish	Gold, Polished

Service Offer Quick Ship



# MIRROR BALL PENDANT 25CM ES



Mirror Ball is a an ultra-visible, highly reflective object made of a lightweight transparent plastic sphere, coated with a thin layer of aluminium. Inspired by the pioneers of space travel, Mirror Ball is created through hi-tech processes - similar to those used in sunglasses manufacture - of blow moulding and vacuum metallisation to achieve perfect spheres with an unusual luminosity.

Year of Design	2002
Product Weight	0.93kg
Finishing Process	Metallised, Plated
Surface Mount Shape/Diameter	Dome, 11.5cm
Cable Spec	H03VV-F 2 x 0,75 mm2, 300V, PVC
Cable Type/Length	Clear, 350cm
Light Source	E14, Light Source Not Included
Max Wattage	15W
Dimmability	Mains Dimmable
Voltage	220-240V
Environment	IndoorIP20
Certification/Electrical Class	Certified for NZ/AUS



## SILVER

Code	MBB25A-PEUM5
Shade Code	MBB25A
Shade Material	Polycarbonate
Shade Colour/Finish	Silver, Mirrored
Fitting Code	MBA08CHEU
Fitting Material	Steel
Fitting Colour/Finish	Silver, Polished

Service Offer NEW

## GOLD

Code	MBB25G-PEUM5
Shade Code	MBB25G
Shade Material	Polycarbonate
Shade Colour/Finish	Gold, Mirrored
Fitting Code	MBA08GOEU
Fitting Material	Steel
Fitting Colour/Finish	Gold, Polished

Service Offer NEW



# MIRROR BALL PENDANT 40CM LED



Mirror Ball is a an ultra-visible, highly reflective object made of a lightweight transparent plastic sphere, coated with a thin layer of aluminium. Inspired by the pioneers of space travel, Mirror Ball is created through hi-tech processes - similar to those used in sunglasses manufacture - of blow moulding and vacuum metallisation to achieve perfect spheres with an unusual luminosity.

Year of Design	2002
Product Weight	2.34kg
Finishing Process	Metallised, Plated
Surface Mount Shape/Diameter	Dome, 11.5cm
Power Method	Mains
Cable Spec	H03VV-F 2 x 0,75 mm <sup>2</sup>
Cable Type/Length	Clear, 250cm
Light Source	6W LED
Max Wattage	9W
Lightsource Lumens	800
CRI	>90
Colour Temperature	3000K
Dimmability	Mains Dimmable, Leading & Trailing Edge
Voltage	220-240V
Environment	IndoorIP20
Spares	LEDRING01Y; LEDDRIVER01EU
Certification/Electrical Class	Certified for NZ/AUS



## SILVER

Code	MBB40A-PEUM3
Shade Code	MBB40A
Shade Material	Polycarbonate
Shade Colour/Finish	Silver, Mirrored
Fitting Code	LEDP08CHEU
Fitting Material	Steel
Fitting Colour/Finish	Silver, Polished

Service Offer Quick Ship

## GOLD

Code	MBB40G-PEUM3
Shade Code	MBB40G
Shade Material	Polycarbonate
Shade Colour/Finish	Gold, Mirrored
Fitting Code	LEDP08GOEU
Fitting Material	Steel
Fitting Colour/Finish	Gold, Polished

Service Offer Quick Ship



# MIRROR BALL PENDANT 40CM ES



Mirror Ball is a an ultra-visible, highly reflective object made of a lightweight transparent plastic sphere, coated with a thin layer of aluminium. Inspired by the pioneers of space travel, Mirror Ball is created through hi-tech processes - similar to those used in sunglasses manufacture - of blow moulding and vacuum metallisation to achieve perfect spheres with an unusual luminosity.

Year of Design	2002
Product Weight	2.08kg
Finishing Process	Metallised, Plated
Surface Mount Shape/Diameter	Dome, 11.5cm
Cable Spec	H03VV-F 2 x 0,75 mm <sup>2</sup> , 300V, PVC
Cable Type/Length	Clear, 350cm
Light Source	E27, Light Source Not Included
Max Wattage	15W
Dimmability	Mains Dimmable
Voltage	220-240V
Environment	IndoorIP20
Certification/Electrical Class	Certified for NZ/AUS



## SILVER

Code	MBB40A-PEUM5
Shade Code	MBB40A
Shade Material	Polycarbonate
Shade Colour/Finish	Silver, Mirrored
Fitting Code	MBA07CHEU
Fitting Material	Steel
Fitting Colour/Finish	Silver, Polished

Service Offer NEW

## GOLD

Code	MBB40G-PEUM5
Shade Code	MBB40G
Shade Material	Polycarbonate
Shade Colour/Finish	Gold, Mirrored
Fitting Code	MBA07GOEU
Fitting Material	Steel
Fitting Colour/Finish	Gold, Polished

Service Offer NEW



# MIRROR BALL PENDANT 50CM LED



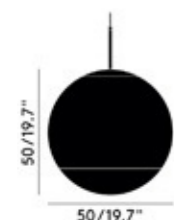
Mirror Ball is a an ultra-visible, highly reflective object made of a lightweight transparent plastic sphere, coated with a thin layer of aluminium. Inspired by the pioneers of space travel, Mirror Ball is created through hi-tech processes - similar to those used in sunglasses manufacture - of blow moulding and vacuum metallisation to achieve perfect spheres with an unusual luminosity.

<b>Year of Design</b>	2002
<b>Product Weight</b>	2.64kg
<b>Finishing Process</b>	Metallised, Plated
<b>Surface Mount Shape/Diameter</b>	Dome, 11.5cm
<b>Power Method</b>	Mains
<b>Cable Spec</b>	H03VV-F 2 x 0,75 mm2
<b>Cable Type/Length</b>	Clear, 250cm
<b>Light Source</b>	6W LED
<b>Max Wattage</b>	9W
<b>Lightsource Lumens</b>	800
<b>CRI</b>	>90
<b>Colour Temperature</b>	3000K
<b>Dimmability</b>	Mains Dimmable, Leading & Trailing Edge
<b>Voltage</b>	220-240V
<b>Environment</b>	IndoorIP20
<b>Spares</b>	LEDRING01Y; LEDDRIVER01EU
<b>Certification/Electrical Class</b>	Certified for NZ/AUS



<b>SILVER</b>	
<b>Code</b>	MBB50A-PEUM3
<b>Shade Code</b>	MBB50A
<b>Shade Material</b>	Polycarbonate
<b>Shade Colour/Finish</b>	Silver, Mirrored
<b>Fitting Code</b>	LEDP08CHEU
<b>Fitting Material</b>	Steel
<b>Fitting Colour/Finish</b>	Silver, Polished
<b>Service Offer</b>	Quick Ship

<b>GOLD</b>	
<b>Code</b>	MBB50G-PEUM3
<b>Shade Code</b>	MBB50G
<b>Shade Material</b>	Polycarbonate
<b>Shade Colour/Finish</b>	Gold, Mirrored
<b>Fitting Code</b>	LEDP08GOEU
<b>Fitting Material</b>	Steel
<b>Fitting Colour/Finish</b>	Gold, Polished
<b>Service Offer</b>	Quick Ship



# MIRROR BALL PENDANT 50CM ES



Mirror Ball is a an ultra-visible, highly reflective object made of a lightweight transparent plastic sphere, coated with a thin layer of aluminium. Inspired by the pioneers of space travel, Mirror Ball is created through hi-tech processes - similar to those used in sunglasses manufacture - of blow moulding and vacuum metallisation to achieve perfect spheres with an unusual luminosity.

<b>Year of Design</b>	2002
<b>Product Weight</b>	2.38kg
<b>Finishing Process</b>	Metallised, Plated
<b>Surface Mount Shape/Diameter</b>	Dome, 11.5cm
<b>Cable Spec</b>	H03VV-F 2 x 0,75 mm2, 300V, PVC
<b>Cable Type/Length</b>	Clear, 350cm
<b>Light Source</b>	E27, Light Source Not Included
<b>Max Wattage</b>	15W
<b>Dimmability</b>	Mains Dimmable
<b>Voltage</b>	220-240V
<b>Environment</b>	IndoorIP20
<b>Certification/Electrical Class</b>	Certified for NZ/AUS



<b>SILVER</b>	
<b>Code</b>	MBB50A-PEUM5
<b>Shade Code</b>	MBB50A
<b>Shade Material</b>	Polycarbonate
<b>Shade Colour/Finish</b>	Silver, Mirrored
<b>Fitting Code</b>	MBA07CHEU
<b>Fitting Material</b>	Steel
<b>Fitting Colour/Finish</b>	Silver, Polished
<b>Service Offer</b>	NEW

<b>GOLD</b>	
<b>Code</b>	MBB50G-PEUM5
<b>Shade Code</b>	MBB50G
<b>Shade Material</b>	Polycarbonate
<b>Shade Colour/Finish</b>	Gold, Mirrored
<b>Fitting Code</b>	MBA07GOEU
<b>Fitting Material</b>	Steel
<b>Fitting Colour/Finish</b>	Gold, Polished
<b>Service Offer</b>	NEW



# PRESS PENDANT SPHERE LED



OFF



ON

Press is a series of lights made from the thickest and most transparent glass with a satisfyingly rounded linear surface detail. Aptly named Sphere, the shape is reminiscent of shipping buoys and children's toys. The ribbed glass creates diffusion of the light source and projects linear and stripy patterns. Bold in silhouette and simple in function, Press is manufactured by dropping massive globs of molten glass at 1,200 degrees centigrade, pressed in iron moulds under tons of pressure to create immensely durable lights.

<b>CLEAR</b>	
Code	PRP11CLEU
Shade Material	Glass
Shade Colour/Finish	Clear, Gloss
Fitting Material	Glass
Fitting Colour/Finish	Clear, Gloss
Service Offer	Quick Ship

Year of Design	2020
Product Weight	9.50kg
Finishing Process	Pressed
Surface Mount Shape/Diameter	Dome, 14.5cm
Power Method	Mains
Cable Spec	UL E207696 2x18AWG, 300 V, 200°C VW-1
Cable Type/Length	Clear, 250cm
Light Source	6W LED
Max Wattage	7.5W
Lightsource Lumens	800
CRI	>90
Colour Temperature	2700K
Dimmability	Mains Dimmable, Leading & Trailing Edge
Voltage	220-240V
Environment	IndoorIP20
Spares	LEDRING11T; LEDDRIVER01EU
Certification/Electrical Class	Certified for NZ/AUS



# PRESS PENDANT MINI SPHERE LED



OFF



ON

Press is a series of lights made from the thickest and most transparent glass with a satisfyingly rounded linear surface detail. Aptly named Sphere, the shape is reminiscent of shipping buoys and children's toys. The ribbed glass creates diffusion of the light source and projects linear and stripy patterns. Bold in silhouette and simple in function, Press is manufactured by dropping massive globs of molten glass at 1,200 degrees centigrade, pressed in iron moulds under tons of pressure to create immensely durable lights.

<b>CLEAR</b>	
Code	PRP14CLEU
Shade Material	Glass
Shade Colour/Finish	Clear, Gloss
Fitting Material	Glass
Fitting Colour/Finish	Clear, Gloss
Service Offer	Quick Ship

Year of Design	2022
Product Weight	2.50kg
Finishing Process	Pressed
Surface Mount Shape/Diameter	Dome, 14.5cm
Power Method	Mains
Cable Spec	UL E207696 2x18AWG, 300 V, 200°C VW-1
Cable Type/Length	Clear, 250cm
Light Source	6W LED
Max Wattage	7.5W
Lightsource Lumens	800
CRI	>90
Colour Temperature	2700K
Dimmability	Mains Dimmable, Leading & Trailing Edge
Voltage	220-240V
Environment	IndoorIP20
Spares	LEDRING11T; LEDDRIVER01EU
Certification/Electrical Class	Certified for NZ/AUS



# PRESS PENDANT SPHERE FROSTED LED



OFF



ON

Press is a series of lights made from the thickest and most transparent glass with a satisfyingly rounded linear surface detail. Aptly named Sphere, the shape is reminiscent of shipping buoys and children's toys. The ribbed glass creates diffusion of the light source and projects linear and stripy patterns. Bold in silhouette and simple in function, Press is manufactured by dropping massive globs of molten glass at 1,200 degrees centigrade, pressed in iron moulds under tons of pressure to create immensely durable lights. We've introduced a beautiful new frosted finish for our best-selling PRESS family.

<b>Year of Design</b>	2020
<b>Product Weight</b>	9.50kg
<b>Finishing Process</b>	Pressed, Sandblasted
<b>Surface Mount Shape/Diameter</b>	Dome, 14.5cm
<b>Cable Spec</b>	UL E207696 2x18AWG, 300 V, 200°C VW-1
<b>Cable Type/Length</b>	Clear, 250cm
<b>Light Source</b>	6W LED
<b>Max Wattage</b>	7.5W
<b>Lightsource Lumens</b>	800
<b>CRI</b>	>90
<b>Colour Temperature</b>	2700K
<b>Dimmability</b>	Mains Dimmable, Leading & Trailing Edge
<b>Voltage</b>	220-240V
<b>Environment</b>	IndoorIP20
<b>Spares</b>	LEDRING11T; LEDDRIVER01EU
<b>Certification/Electrical Class</b>	Certified for NZ/AUS

<b>FROSTED</b>	
<b>Code</b>	PRP11FREU
<b>Shade Material</b>	Glass
<b>Shade Colour/Finish</b>	Frosted, Frosted
<b>Fitting Material</b>	Glass
<b>Fitting Colour/Finish</b>	Frosted, Frosted
<b>Service Offer</b>	NEW



# PRESS PENDANT MINI SPHERE FROSTED LED



OFF



ON

Press is a series of lights made from the thickest and most transparent glass with a satisfyingly rounded linear surface detail. Aptly named Sphere, the shape is reminiscent of shipping buoys and children's toys. The ribbed glass creates diffusion of the light source and projects linear and stripy patterns. Bold in silhouette and simple in function, Press is manufactured by dropping massive globs of molten glass at 1,200 degrees centigrade, pressed in iron moulds under tons of pressure to create immensely durable lights. We've introduced a beautiful new frosted finish for our best-selling PRESS family.

<b>Year of Design</b>	2022
<b>Product Weight</b>	2.50kg
<b>Finishing Process</b>	Pressed, Sandblasted
<b>Surface Mount Shape/Diameter</b>	Dome, 14.5cm
<b>Cable Spec</b>	UL E207696 2x18AWG, 300 V, 200°C VW-1
<b>Cable Type/Length</b>	Clear, 250cm
<b>Light Source</b>	6W LED
<b>Max Wattage</b>	7.5W
<b>Lightsource Lumens</b>	800
<b>CRI</b>	>90
<b>Colour Temperature</b>	2700K
<b>Dimmability</b>	Mains Dimmable, Leading & Trailing Edge
<b>Voltage</b>	220-240V
<b>Environment</b>	IndoorIP20
<b>Spares</b>	LEDRING11T; LEDDRIVER01EU
<b>Certification/Electrical Class</b>	Certified for NZ/AUS

<b>FROSTED</b>	
<b>Code</b>	PRP14FREU
<b>Shade Material</b>	Glass
<b>Shade Colour/Finish</b>	Frosted, Frosted
<b>Fitting Material</b>	Glass
<b>Fitting Colour/Finish</b>	Frosted, Frosted
<b>Service Offer</b>	NEW



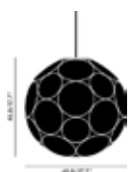
# SOFT PENDANT 45CM



Showing a more neutral and understated side of Tom Dixon, SOFT emits a warm, diffused and flattering glow. Inspired by the near-spherical surface of a partially formed celestial body, SOFT is constructed from a welded steel frame and sprayed in a cocoon of diffusing material. Customise SOFT to suit your mood or setting with the use of a smart bulb, adjust the colour temperature and brightness to transform the ambience and redefine the character of the piece.

<b>WHITE</b>	
Code	SOS01WH-PEUM1
Shade Code	SOS01WH
Shade Material	TPU
Shade Colour/Finish	White, Matte
Fitting Code	SPA04WHEU
Fitting Material	Steel
Fitting Colour/Finish	White, Gloss
Service Offer	NEW

Year of Design	2024
Product Weight	1.50kg
Finishing Process	Sprayed
Surface Mount Shape/Diameter	Cone, 12.5cm
Cable Spec	H03VV-F 2 x 0,75 mm <sup>2</sup>
Cable Type/Length	White Fabric, 350cm
Light Source	E27, Light Source Not Included
Max Wattage	15W
Dimmability	Mains Dimmable
Voltage	220-240V
Environment	IndoorIP20
Certification/Electrical Class	Certified for NZ/AUS



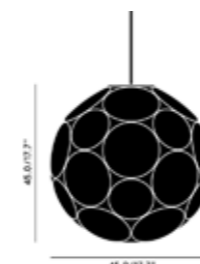
# SOFT PENDANT 60CM



Showing a more neutral and understated side of Tom Dixon, SOFT emits a warm, diffused and flattering glow. Inspired by the near-spherical surface of a partially formed celestial body, SOFT is constructed from a welded steel frame and sprayed in a cocoon of diffusing material. Customise SOFT to suit your mood or setting with the use of a smart bulb, adjust the colour temperature and brightness to transform the ambience and redefine the character of the piece.

<b>WHITE</b>	
Code	SOS02WH-PEUM1
Shade Code	SOS02WH
Shade Material	TPU
Shade Colour/Finish	White, Matte
Fitting Code	SPA04WHEU
Fitting Material	Steel
Fitting Colour/Finish	White, Gloss
Service Offer	NEW

Year of Design	2024
Product Weight	2.25kg
Finishing Process	Sprayed
Surface Mount Shape/Diameter	Cone, 12.5cm
Cable Spec	H03VV-F 2 x 0,75 mm <sup>2</sup>
Cable Type/Length	White Fabric, 350cm
Light Source	E27, Light Source Not Included
Max Wattage	15W
Dimmability	Mains Dimmable
Voltage	220-240V
Environment	IndoorIP20
Certification/Electrical Class	Certified for NZ/AUS



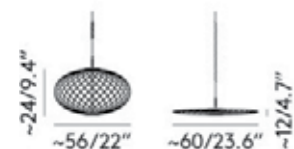
# SPRING PENDANT SMALL LED



Spring features pliant ribbons of stainless steel, arranged like a whisk around a custom-made dimmable Tom Dixon LED module. Like a spring, the semi-transparent shape can be adjusted to a variety of silhouettes - from a flat spirograph, to a flying saucer, and on to a fuller pumpkin shape. The nature of the spiral design allows the voluminous shades to be easily flat packed for transportation.

BRASS	
Code	SPP04BEU
Shade Material	Stainless Steel
Shade Colour/Finish	Brass, Brushed
Fitting Material	Steel
Fitting Colour/Finish	Black, Matte
Service Offer	Quick Ship

Year of Design	2018
Product Weight	1.49kg
Finishing Process	PVD, Anodised
Surface Mount Shape/Diameter	Dome, 13cm
Power Method	Mains
Cable Spec	H03VV-F 2 x 0,75 mm <sup>2</sup>
Cable Type/Length	Black Plastic, 250cm
Light Source	6W LED
Max Wattage	9W
Lightsource Lumens	800
CRI	>90
Colour Temperature	3000K
Dimmability	Mains Dimmable, Leading & Trailing Edge
Voltage	220-240V
Environment	IndoorIP20
Spares	LEDRING01T; LEDDRIVER01EU
Certification/Electrical Class	Certified for NZ/AUS



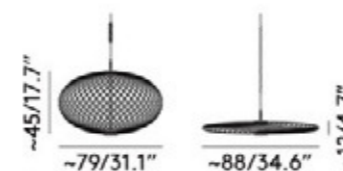
# SPRING PENDANT MEDIUM LED



Spring features pliant ribbons of stainless steel, arranged like a whisk around a custom-made dimmable Tom Dixon LED module. Like a spring, the semi-transparent shape can be adjusted to a variety of silhouettes - from a flat spirograph, to a flying saucer, and on to a fuller pumpkin shape. The nature of the spiral design allows the voluminous shades to be easily flat packed for transportation.

BRASS	
Code	SPP05BEU
Shade Material	Stainless Steel
Shade Colour/Finish	Brass, Brushed
Fitting Material	Steel
Fitting Colour/Finish	Black, Matte
Service Offer	Quick Ship

Year of Design	2018
Product Weight	2.48kg
Finishing Process	PVD, Anodised
Surface Mount Shape/Diameter	Dome, 16cm
Power Method	Mains
Cable Spec	H03VV-F 2 x 0,75 mm <sup>2</sup>
Cable Type/Length	Black Plastic, 250cm
Light Source	6W LED
Max Wattage	9W
Lightsource Lumens	800
CRI	>90
Colour Temperature	3000K
Dimmability	Mains Dimmable, Leading & Trailing Edge
Voltage	220-240V
Environment	IndoorIP20
Spares	LEDRING01T; LEDDRIVER01EU
Certification/Electrical Class	Certified for NZ/AUS



# STONE PENDANT LED



ON



OFF

Stone is inspired by the materiality of the same marble used to build the Taj Mahal. The hard, semi-precious stone bears a unique fingerprint – tactile, heavy and long-lasting. Stone lighting features a solid outer marble ring that appears to be floating around the light source to give out a soft halo effect.

## GOLD

Code	STP03WEU
Shade Material	Marble, Steel
Shade Colour/Finish	White, Gold, Polished
Fitting Material	Steel
Fitting Colour/Finish	Gold, Polished
Service Offer	Quick Ship

Year of Design	2020
Product Weight	1.98kg
Finishing Process	Polished, Plated
Surface Mount Shape/Diameter	Dome, 11.5cm
Power Method	Mains
Cable Spec	H03VV-F 2 x 0,75 mm <sup>2</sup>
Cable Type/Length	Black Fabric, 250cm
Light Source	6W LED
Max Wattage	9W
Lightsource Lumens	800
CRI	>90
Colour Temperature	3000K
Dimmability	Mains Dimmable, Leading & Trailing Edge
Voltage	220-240V
Environment	IndoorIP20
Spares	LEDRING01Y; LEDDRIVER01EU
Certification/Electrical Class	Certified for NZ/AUS



# VOID PENDANT MINI LED



Inspired by vacuum flasks, Void is made from pure metals pressed, spun and brazed into a complex double-walled shade. Void is the result of a challenge to create a luminous pendant that mysteriously conceals its light source. A small but powerful upgraded LED module deep inside the lamp creates a soft but directional light beam, while the exterior is polished to a highly reflective finish.

Year of Design	2010
Product Weight	1.13kg
Finishing Process	Spun, Polished, Lacquered
Surface Mount Shape/Diameter	Cone, 12.4cm
Power Method	Mains
Cable Spec	H03VV-F 2 x 0,75 mm <sup>2</sup> PVC-PVC
Cable Type/Length	Black Fabric, 250cm
Light Source	6W LED
Max Wattage	9W
Lightsource Lumens	800
CRI	>90
Colour Temperature	3000K
Dimmability	Mains Dimmable, Leading & Trailing Edge
Voltage	220-240V
Environment	IndoorIP20
Spares	LEDDISC01; LEDDRIVER01EU
Certification/Electrical Class	Certified for NZ/AUS



## STAINLESS STEEL

Code	VOS02S-PEUM5
Shade Code	VOS02S
Shade Material	Steel
Shade Colour/Finish	Steel, Polished
Fitting Code	LEDP15BKEU
Fitting Material	Steel
Fitting Colour/Finish	Black, Matt
Service Offer	Quick Ship

## BRASS

Code	VOS02B-PEUM5
Shade Code	VOS02B
Shade Material	Brass
Shade Colour/Finish	Brass, Polished
Fitting Code	LEDP15BKEU
Fitting Material	Steel
Fitting Colour/Finish	Black, Matt
Service Offer	Quick Ship

## COPPER

Code	VOS02C-PEUM5
Shade Code	VOS02S
Shade Material	Copper
Shade Colour/Finish	Copper, Polished
Fitting Code	LEDP15BKEU
Fitting Material	Steel
Fitting Colour/Finish	Black, Matt
Service Offer	Quick Ship

# VOID PENDANT LED



Inspired by vacuum flasks, Void is made from pure metals pressed, spun and brazed into a complex double-walled shade. Void is the result of a challenge to create a luminous pendant that mysteriously conceals its light source. A small but powerful upgraded LED module deep inside the lamp creates a soft but directional light beam, while the exterior is polished to a highly reflective finish.

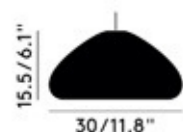
<b>Year of Design</b>	2009
<b>Product Weight</b>	2.33kg
<b>Finishing Process</b>	Spun, Polished, Lacquered
<b>Surface Mount Shape/Diameter</b>	Cone, 12.4cm
<b>Power Method</b>	Mains
<b>Cable Spec</b>	H03VV-F 2 x 0,75 mm <sup>2</sup> PVC-PVC
<b>Cable Type/Length</b>	Black Fabric, 250cm
<b>Light Source</b>	6W LED
<b>Max Wattage</b>	9W
<b>Lightsource Lumens</b>	800
<b>CRI</b>	>90
<b>Colour Temperature</b>	3000K
<b>Dimmability</b>	Mains Dimmable, Leading & Trailing Edge
<b>Voltage</b>	220-240V
<b>Environment</b>	IndoorIP20
<b>Spares</b>	LEDDISC01; LEDDRIVER01EU
<b>Certification/Electrical Class</b>	Certified for NZ/AUS



<b>STAINLESS STEEL</b>	
<b>Code</b>	VOS01S-PEUM5
<b>Shade Code</b>	VOS01S
<b>Shade Material</b>	Steel
<b>Shade Colour/Finish</b>	Steel, Polished
<b>Fitting Code</b>	LEDP15BKEU
<b>Fitting Material</b>	Steel
<b>Fitting Colour/Finish</b>	Black, Matt
<b>Service Offer</b>	Quick Ship

<b>BRASS</b>	
<b>Code</b>	VOS01B-PEUM5
<b>Shade Code</b>	VOS01B
<b>Shade Material</b>	Brass
<b>Shade Colour/Finish</b>	Brass, Polished
<b>Fitting Code</b>	LEDP15BKEU
<b>Fitting Material</b>	Steel
<b>Fitting Colour/Finish</b>	Black, Matt
<b>Service Offer</b>	Quick Ship

<b>COPPER</b>	
<b>Code</b>	VOS01C-PEUM5
<b>Shade Code</b>	VOS01C
<b>Shade Material</b>	Copper
<b>Shade Colour/Finish</b>	Copper, Polished
<b>Fitting Code</b>	LEDP15BKEU
<b>Fitting Material</b>	Steel
<b>Fitting Colour/Finish</b>	Black, Matt
<b>Service Offer</b>	Quick Ship



# WHIRL PENDANT 45CM LED



WHIRL is our latest experiment in mirrored reflections. Inspired by the bold elegance of the Op Art movement, WHIRL captivates with its hypnotic spiral design, transforming light and reflection into an ever-changing myriad of abstract patterns. Each piece is a statement—crafted to intrigue, designed to dazzle.

<b>Year of Design</b>	2024
<b>Product Weight</b>	2.25kg
<b>Finishing Process</b>	Semi-Metallised
<b>Surface Mount Shape/Diameter</b>	Dome, 11.5cm
<b>Cable Spec</b>	H03VV-F 2 x 0,75 mm <sup>2</sup> PVC-PVC
<b>Cable Type/Length</b>	Clear, 250cm
<b>Light Source</b>	6W LED
<b>Max Wattage</b>	9W
<b>Lightsource Lumens</b>	800
<b>CRI</b>	>90
<b>Colour Temperature</b>	3000K
<b>Dimmability</b>	Mains Dimmable, Leading & Trailing Edge
<b>Voltage</b>	220-240V
<b>Environment</b>	IndoorIP20
<b>Spares</b>	LEDRING01Y; LEDDRIVER01EU
<b>Certification/Electrical Class</b>	Certified for NZ/AUS



<b>GOLD</b>	
<b>Code</b>	WHS02GO-PEUM1
<b>Shade Code</b>	WHS02GO
<b>Shade Material</b>	Polycarbonate
<b>Shade Colour/Finish</b>	Gold, Mirrored
<b>Fitting Code</b>	LEDP08GOEU
<b>Fitting Material</b>	Steel
<b>Fitting Colour/Finish</b>	Gold, Polished
<b>Service Offer</b>	NEW

<b>SILVER</b>	
<b>Code</b>	WHS02CH-PEUM1
<b>Shade Code</b>	WHS02CH
<b>Shade Material</b>	Polycarbonate
<b>Shade Colour/Finish</b>	Silver, Mirrored
<b>Fitting Code</b>	LEDP08CHEU
<b>Fitting Material</b>	Steel
<b>Fitting Colour/Finish</b>	Silver, Polished
<b>Service Offer</b>	NEW

<b>SILVER/DICHROIC</b>	
<b>Code</b>	WHS02CHD-PEUM1
<b>Shade Code</b>	WHS02CH
<b>Shade Material</b>	Polycarbonate
<b>Shade Colour/Finish</b>	Silver, Mirrored
<b>Fitting Code</b>	LEDP08CHEU
<b>Fitting Material</b>	Steel
<b>Fitting Colour/Finish</b>	Silver, Polished
<b>Service Offer</b>	NEW

# WHIRL PENDANT 30CM LED



Whirl is our latest experiment in mirrored reflections. Inspired by the bold elegance of the Op Art movement, WHIRL captivates with its hypnotic spiral design, transforming light and reflection into an ever-changing myriad of abstract patterns. Each piece is a statement—crafted to intrigue, designed to dazzle.

<b>Year of Design</b>	2024
<b>Product Weight</b>	1.09kg
<b>Finishing Process</b>	Semi-Metallised
<b>Surface Mount Shape/Diameter</b>	Dome, 11.5cm
<b>Cable Spec</b>	H03VV-F 2 x 0,75 mm <sup>2</sup> PVC-PVC
<b>Cable Type/Length</b>	Clear, 250cm
<b>Light Source</b>	6W LED
<b>Max Wattage</b>	9W
<b>Lightsource Lumens</b>	800
<b>CRI</b>	>90
<b>Colour Temperature</b>	3000K
<b>Dimmability</b>	Mains Dimmable, Leading & Trailing Edge
<b>Voltage</b>	220-240V
<b>Environment</b>	IndoorIP20
<b>Spares</b>	LEDRING01Y; LEDDRIVER01EU
<b>Certification/Electrical Class</b>	Certified for NZ/AUS



<b>GOLD</b>	
<b>Code</b>	WHS01GO-PEUM1
<b>Shade Code</b>	WHS01GO
<b>Shade Material</b>	Polycarbonate
<b>Shade Colour/Finish</b>	Gold, Mirrored
<b>Fitting Code</b>	LEDP07GOEU
<b>Fitting Material</b>	Steel
<b>Fitting Colour/Finish</b>	Gold, Polished
<b>Service Offer</b>	NEW

<b>SILVER</b>	
<b>Code</b>	WHS01CH-PEUM1
<b>Shade Code</b>	WHS01CH
<b>Shade Material</b>	Polycarbonate
<b>Shade Colour/Finish</b>	Silver, Mirrored
<b>Fitting Code</b>	LEDP07CHEU
<b>Fitting Material</b>	Steel
<b>Fitting Colour/Finish</b>	Silver, Polished
<b>Service Offer</b>	NEW



# WHIRL PENDANT 45CM ES



WHIRL is our latest experiment in mirrored reflections. Inspired by the bold elegance of the Op Art movement, WHIRL captivates with its hypnotic spiral design, transforming light and reflection into an ever-changing myriad of abstract patterns. Each piece is a statement—crafted to intrigue, designed to dazzle.

<b>Year of Design</b>	2024
<b>Product Weight</b>	2.05kg
<b>Finishing Process</b>	Semi-Metallised
<b>Surface Mount Shape/Diameter</b>	Dome, 11.5cm
<b>Cable Spec</b>	H03VV-F 2 x 0,75 mm <sup>2</sup> , 300V, PVC
<b>Cable Type/Length</b>	Clear, 350cm
<b>Light Source</b>	E27, Light Source Not Included
<b>Max Wattage</b>	15W
<b>Dimmability</b>	Mains Dimmable
<b>Voltage</b>	220-240V
<b>Environment</b>	IndoorIP20
<b>Certification/Electrical Class</b>	Certified for NZ/AUS



<b>GOLD</b>	
<b>Code</b>	WHS02GO-PEUM5
<b>Shade Code</b>	WHS02GO
<b>Shade Material</b>	Polycarbonate
<b>Shade Colour/Finish</b>	Gold, Mirrored
<b>Fitting Code</b>	MBA07GOEU
<b>Fitting Material</b>	Steel
<b>Fitting Colour/Finish</b>	Gold, Polished
<b>Service Offer</b>	NEW

<b>SILVER</b>	
<b>Code</b>	WHS02CH-PEUM5
<b>Shade Code</b>	WHS02CH
<b>Shade Material</b>	Polycarbonate
<b>Shade Colour/Finish</b>	Silver, Mirrored
<b>Fitting Code</b>	MBA07CHEU
<b>Fitting Material</b>	Steel
<b>Fitting Colour/Finish</b>	Silver, Polished
<b>Service Offer</b>	NEW



# WHIRL PENDANT 30CM ES



WHIRL is our latest experiment in mirrored reflections. Inspired by the bold elegance of the Op Art movement, WHIRL captivates with its hypnotic spiral design, transforming light and reflection into an ever-changing myriad of abstract patterns. Each piece is a statement—crafted to intrigue, designed to dazzle.

Year of Design	2024
Product Weight	1.00kg
Finishing Process	Semi-Metallised
Surface Mount Shape/Diameter	Dome, 11.5cm
Cable Spec	H03VV-F 2 x 0,75 mm <sup>2</sup> , 300V, PVC
Cable Type/Length	Clear, 350cm
Light Source	E14, Light Source Not Included
Max Wattage	15W
Dimmability	Mains Dimmable
Voltage	220-240V
Environment	IndoorIP20
Certification/Electrical Class	Certified for NZ/AUS



<b>GOLD</b>	
Code	WHS01GO-PEUM5
Shade Code	WHS01GO
Shade Material	Polycarbonate
Shade Colour/Finish	Gold, Mirrored
Fitting Code	MBA08GOEU
Fitting Material	Steel
Fitting Colour/Finish	Gold, Polished
Service Offer	NEW

<b>SILVER</b>	
Code	WHS01CH-PEUM5
Shade Code	WHS01CH
Shade Material	Polycarbonate
Shade Colour/Finish	Silver, Mirrored
Fitting Code	MBA08CHEU
Fitting Material	Steel
Fitting Colour/Finish	Silver, Polished
Service Offer	NEW



# WHIRL MINI CHANDELIER LED



WHIRL is our latest experiment in mirrored reflections. Inspired by the bold elegance of the Op Art movement, WHIRL captivates with its hypnotic spiral design, transforming light and reflection into an ever-changing myriad of abstract patterns. Each piece is a statement—crafted to intrigue, designed to dazzle.

Year of Design	2024
Product Weight	3.80kg
Finishing Process	Semi-Metallised, Plated
Surface Mount Shape/Diameter	Dome, 25.4cm
Cable Spec	H03VVH2-F 2 x 0,75 mm <sup>2</sup> FEP/PVC
Cable Type/Length	Clear, 500cm
Light Source	4 x 6W LED
Max Wattage	30W
Lightsources Lumens	4 x 800
CRI	>90
Colour Temperature	3000K
Dimmability	Mains Dimmable, Leading & Trailing Edge
Voltage	220-240V
Environment	IndoorIP20
Spares	4 x LEDRING02A; 1 x LEDCDRIVER01EU
Certification/Electrical Class	Certified for NZ/AUS




<b>GOLD</b>	
Code	WHC04GO-CEUM4
Shade Code	4 X WHS01GO
Shade Material	Polycarbonate
Shade Colour/Finish	Gold, Mirrored
Fitting Code	LEDC04GOEU (CHINA : LEDC04GOCCC)
Fitting Material	Steel
Fitting Colour/Finish	Gold, Polished
Service Offer	NEW

<b>SILVER</b>	
Code	WHC04CH-CEUM4
Shade Code	4 X WHS01CH
Shade Material	Polycarbonate
Shade Colour/Finish	Silver, Mirrored
Fitting Code	LEDC04CHEU (CHINA : LEDC04CHCCC)
Fitting Material	Steel
Fitting Colour/Finish	Silver, Polished
Service Offer	NEW



# WHIRL SMALL CHANDELIER



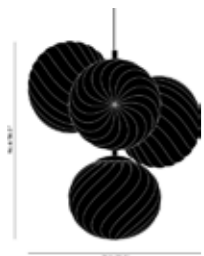
WHIRL is our latest experiment in mirrored reflections. Inspired by the bold elegance of the Op Art movement, WHIRL captivates with its hypnotic spiral design, transforming light and reflection into an ever-changing myriad of abstract patterns. Each piece is a statement—crafted to intrigue, designed to dazzle.

<b>Year of Design</b>	2024
<b>Product Weight</b>	8.50kg
<b>Finishing Process</b>	Semi-Metallised, Plated
<b>Surface Mount Shape/Diameter</b>	Dome, 25.4cm
<b>Cable Spec</b>	H03VVH2-F 2 x 0,75 mm2 FEP/PVC
<b>Cable Type/Length</b>	Clear, 500cm
<b>Light Source</b>	4 x 6W LED
<b>Max Wattage</b>	30W
<b>Lightsource Lumens</b>	4 x 800
<b>CRI</b>	>90
<b>Colour Temperature</b>	3000K
<b>Dimmability</b>	Mains Dimmable, Leading & Trailing Edge
<b>Voltage</b>	220-240V
<b>Environment</b>	IndoorIP20
<b>Spares</b>	4 x LEDRING02A; 1 x LEDCDRIVER01EU
<b>Certification/Electrical Class</b>	Certified for NZ/AUS

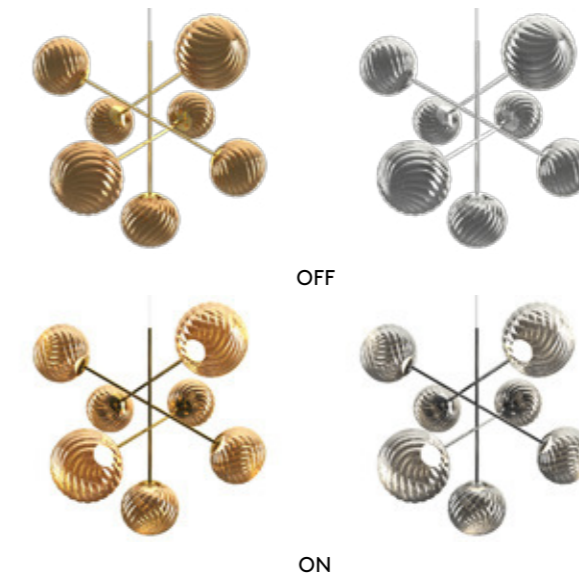


<b>GOLD</b>	
<b>Code</b>	WHC01GO-CEUM4
<b>Shade Code</b>	4 X WHS02GO
<b>Shade Material</b>	Polycarbonate
<b>Shade Colour/Finish</b>	Gold, Mirrored
<b>Fitting Code</b>	LEDC01GOEU (CHINA : LEDC01GOCCC)
<b>Fitting Material</b>	Steel
<b>Fitting Colour/Finish</b>	Gold, Polished
<b>Service Offer</b>	NEW

<b>SILVER</b>	
<b>Code</b>	WHC01CH-CEUM4
<b>Shade Code</b>	4 X WHS02CH
<b>Shade Material</b>	Polycarbonate
<b>Shade Colour/Finish</b>	Silver, Mirrored
<b>Fitting Code</b>	LEDC01CHEU (CHINA : LEDC01CHCCC)
<b>Fitting Material</b>	Steel
<b>Fitting Colour/Finish</b>	Silver, Polished
<b>Service Offer</b>	NEW



# WHIRL LARGE CHANDELIER



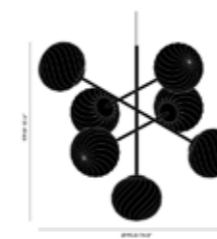
WHIRL is our latest experiment in mirrored reflections. Inspired by the bold elegance of the Op Art movement, WHIRL captivates with its hypnotic spiral design, transforming light and reflection into an ever-changing myriad of abstract patterns. Each piece is a statement—crafted to intrigue, designed to dazzle.

<b>Year of Design</b>	2024
<b>Product Weight</b>	18.77kg
<b>Finishing Process</b>	Semi-Metallised, Plated
<b>Surface Mount Shape/Diameter</b>	Dome, 25.4cm
<b>Cable Spec</b>	H03VVH2-F 2 x 0,75 mm2 FEP/PVC
<b>Cable Type/Length</b>	Clear, 500cm
<b>Light Source</b>	7 x 6W LED
<b>Max Wattage</b>	51W
<b>Lightsource Lumens</b>	7 x 800
<b>CRI</b>	>90
<b>Colour Temperature</b>	3000K
<b>Dimmability</b>	Mains Dimmable, Leading & Trailing Edge
<b>Voltage</b>	220-240V
<b>Environment</b>	IndoorIP20
<b>Spares</b>	7 x LEDRING02A; 1 x LEDCDRIVER02EU
<b>Certification/Electrical Class</b>	Certified for NZ/AUS




<b>GOLD</b>	
<b>Code</b>	WHC02GO-CEUM4
<b>Shade Code</b>	7 X WHS02GO
<b>Shade Material</b>	Polycarbonate
<b>Shade Colour/Finish</b>	Gold, Mirrored
<b>Fitting Code</b>	LEDC02GOEU (CHINA : LEDC02GOCCC)
<b>Fitting Material</b>	Steel
<b>Fitting Colour/Finish</b>	Gold, Polished
<b>Service Offer</b>	NEW

<b>SILVER</b>	
<b>Code</b>	WHC02CH-CEUM4
<b>Shade Code</b>	7 X WHS02CH
<b>Shade Material</b>	Polycarbonate
<b>Shade Colour/Finish</b>	Silver, Mirrored
<b>Fitting Code</b>	LEDC02CHEU (CHINA : LEDC02CHCCC)
<b>Fitting Material</b>	Steel
<b>Fitting Colour/Finish</b>	Silver, Polished
<b>Service Offer</b>	NEW



# WHIRL BURST CHANDELIER



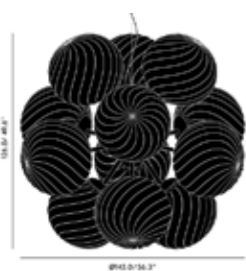
WHIRL is our latest experiment in mirrored reflections. Inspired by the bold elegance of the Op Art movement, WHIRL captivates with its hypnotic spiral design, transforming light and reflection into an ever-changing myriad of abstract patterns. Each piece is a statement—crafted to intrigue, designed to dazzle.

<b>Year of Design</b>	2024
<b>Product Weight</b>	25.78kg
<b>Finishing Process</b>	Semi-Metallised, Powder Coated
<b>Surface Mount Shape/Diameter</b>	Dome, 25.4cm
<b>Cable Spec</b>	H03VV-F 2 x 0,75 mm <sup>2</sup> PVC-PVC
<b>Cable Type/Length</b>	Black Fabric, 500cm
<b>Light Source</b>	12 x 6W LED
<b>Max Wattage</b>	85W
<b>Lightsource Lumens</b>	12 x 800
<b>CRI</b>	>90
<b>Colour Temperature</b>	3000K
<b>Dimmability</b>	Mains Dimmable, Leading & Trailing Edge
<b>Voltage</b>	220-240V
<b>Environment</b>	IndoorIP20
<b>Spares</b>	12 x LEDRING02A; 1 x LEDCDRIVER02EU
<b>Certification/Electrical Class</b>	Certified for NZ/AUS



<b>GOLD</b>	
<b>Code</b>	WHC03GO-CEUM4
<b>Shade Code</b>	12 X WHS02GO
<b>Shade Material</b>	Polycarbonate
<b>Shade Colour/Finish</b>	Gold, Mirrored
<b>Fitting Code</b>	LEDC03BKEU (CHINA : LEDC03BKCCC)
<b>Fitting Material</b>	Steel
<b>Fitting Colour/Finish</b>	Gold, Gloss
<b>Service Offer</b>	NEW

<b>SILVER</b>	
<b>Code</b>	WHC03CH-CEUM4
<b>Shade Code</b>	12 X WHS02CH
<b>Shade Material</b>	Polycarbonate
<b>Shade Colour/Finish</b>	Silver, Mirrored
<b>Fitting Code</b>	LEDC03BKEU (CHINA : LEDC03BKCCC)
<b>Fitting Material</b>	Steel
<b>Fitting Colour/Finish</b>	Silver, Gloss
<b>Service Offer</b>	NEW

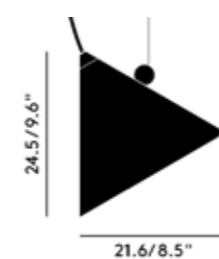


# POSE PENDANT 25CM



POSE is a series of high output lamps based on conical forms that playfully explores the world of optical physics, through the world of flat lenses -often seen in lighthouses, traffic lights and in scientific instruments. With anthropomorphic charm, POSE manipulates light into focused, magnified beams with striking effect. A strong silhouette and touch of humour define its personality, while precise adjustability and high light output ensures adaptability and functionality for any space—domestic or contract. Balancing functionality with minimal design, POSE radiates light and individuality with equal brilliance

<b>Year of Design</b>	2024
<b>Product Weight</b>	1.31kg
<b>Finishing Process</b>	Powder coated, Plated
<b>Surface Mount Shape/Diameter</b>	Cone, 12.15cm
<b>Cable Spec</b>	H03VV-F 2 x 0,75 mm <sup>2</sup>
<b>Cable Type/Length</b>	Black Fabric, 350cm
<b>Light Source</b>	6W LED
<b>Max Wattage</b>	7.5W
<b>Lightsource Lumens</b>	800
<b>CRI</b>	>90
<b>Colour Temperature</b>	2700K
<b>Dimmability</b>	Mains Dimmable, Leading & Trailing Edge
<b>Voltage</b>	220-240V
<b>Environment</b>	IndoorIP20
<b>Spares</b>	LEDRING11Y; LEDDRIVER01EU
<b>Certification/Electrical Class</b>	Certified for NZ/AUS



<b>KELP</b>	
<b>Code</b>	POP01KEEU
<b>Shade Material</b>	Steel
<b>Shade Colour/Finish</b>	Kelp, Gloss
<b>Fitting Material</b>	Steel
<b>Fitting Colour/Finish</b>	Kelp, Gloss
<b>Service Offer</b>	NEW

<b>PUTTY</b>	
<b>Code</b>	POP01PUEU
<b>Shade Material</b>	Steel
<b>Shade Colour/Finish</b>	Putty, Gloss
<b>Fitting Material</b>	Steel
<b>Fitting Colour/Finish</b>	Putty, Gloss
<b>Service Offer</b>	NEW

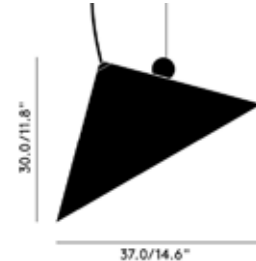
<b>SILVER</b>	
<b>Code</b>	POP01SSEU
<b>Shade Material</b>	Steel
<b>Shade Colour/Finish</b>	Silver, Polished
<b>Fitting Material</b>	Steel
<b>Fitting Colour/Finish</b>	Silver, Polished
<b>Service Offer</b>	NEW

# POSE PENDANT LED 43CM



POSE is a series of high output lamps based on conical forms that playfully explores the world of optical physics, through the world of flat lenses -often seen in lighthouses, traffic lights and in scientific instruments. With anthropomorphic charm, POSE manipulates light into focused, magnified beams with striking effect. A strong silhouette and touch of humour define its personality, while precise adjustability and high light output ensures adaptability and functionality for any space—domestic or contract. Balancing functionality with minimal design, POSE radiates light and individuality with equal brilliance

<b>Year of Design</b>	2024
<b>Product Weight</b>	2.74kg
<b>Finishing Process</b>	Powder coated, Plated
<b>Surface Mount Shape/Diameter</b>	Cone, 12.15cm
<b>Cable Spec</b>	H03VV-F 2 x 0,75 mm2
<b>Cable Type/Length</b>	Black Fabric, 350cm
<b>Light Source</b>	6W LED
<b>Max Wattage</b>	7.5W
<b>Lightsource Lumens</b>	800
<b>CRI</b>	>90
<b>Colour Temperature</b>	2700K
<b>Dimmability</b>	Mains Dimmable, Leading & Trailing Edge
<b>Voltage</b>	220-240V
<b>Environment</b>	IndoorIP20
<b>Spares</b>	LEDRING11Y; LEDDRIVER01EU
<b>Certification/Electrical Class</b>	Certified for NZ/AUS



<b>KELP</b>	
<b>Code</b>	POP02KEEU
<b>Shade Material</b>	Steel
<b>Shade Colour/Finish</b>	Kelp, Gloss
<b>Fitting Material</b>	Steel
<b>Fitting Colour/Finish</b>	Kelp, Gloss
<b>Service Offer</b>	NEW

<b>PUTTY</b>	
<b>Code</b>	POP02PUEU
<b>Shade Material</b>	Steel
<b>Shade Colour/Finish</b>	Putty, Gloss
<b>Fitting Material</b>	Steel
<b>Fitting Colour/Finish</b>	Putty, Gloss
<b>Service Offer</b>	NEW

<b>SILVER</b>	
<b>Code</b>	POP02SSEU
<b>Shade Material</b>	Steel
<b>Shade Colour/Finish</b>	Silver, Polished
<b>Fitting Material</b>	Steel
<b>Fitting Colour/Finish</b>	Silver, Polished
<b>Service Offer</b>	NEW



**SURFACE & WALL**



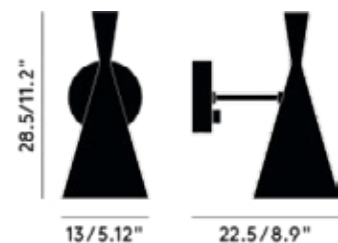
# BEAT WALL



Bearing the mark of its maker, Beat is a celebration of the handmade. Inspired by the sculptural simplicity of traditional Indian water vessels, Beat is a family of hand-spun, welded and beaten lights with shades that retain hammer marks from their forming. Crafted by artisan in Northern India, the creation of Beat is part of an ancient process that takes four days to complete.

BLACK	
Code	BLW01EU
Shade Material	Brass
Shade Colour/Finish	Black, Brass, Matte
Fitting Material	Steel
Fitting Colour/Finish	Black, Matte
Service Offer	Quick Ship

Year of Design	2013
Product Weight	1.50kg
Finishing Process	Hand Beaten, Painted, Lacquered
Surface Mount Shape/Diameter	Cylinder, 11.5cm
Power Method	Mains
Light Source	E14, Light Source Not Included
Max Wattage	42W
Dimmability	Inline Dimmable
Voltage	220-240V
Environment	IndoorIP20
Certification/Electrical Class	

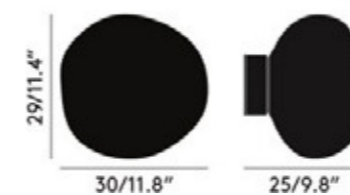


# MELT SURFACE MINI LED



Melt is evocative of molten glass, the interior of a melting glacier or images of deep space. An imperfect, organic and naturalistic light that produces a mesmerizing hot-blown glass effect. Melt is created through a process of blow moulding and vacuum metallisation to achieve melted orbs with abundant and unusual luminosity that reflects and enhances its environment.


Year of Design	2018
Product Weight	0.98kg
Finishing Process	Semi-Metallised, Plated
Surface Mount Shape/Diameter	Cylinder, 12.1cm
Power Method	Mains
Light Source	6W LED
Max Wattage	9W
Lightsource Lumens	800
CRI	>90
Colour Temperature	3000K
Dimmability	Mains Dimmable, Leading & Trailing Edge
Voltage	220-240V
Environment	IndoorIP20
Spares	LEDRING01Y; LEDDRIVER01EU
Certification/Electrical Class	Certified for NZ/AUS



SILVER	
Code	MESS04CH-WEUM2
Shade Code	MES04CH
Shade Material	Polycarbonate
Shade Colour/Finish	Silver, Mirrored
Fitting Code	LEDS04CHEU
Fitting Material	Steel
Fitting Colour/Finish	Silver, Polished
Service Offer	Quick Ship

GOLD	
Code	MESS04GO-WEUM2
Shade Code	MES04GO
Shade Material	Polycarbonate
Shade Colour/Finish	Gold, Mirrored
Fitting Code	LEDS04GOEU
Fitting Material	Steel
Fitting Colour/Finish	Gold, Polished
Service Offer	Quick Ship

# MELT SURFACE MINI LED

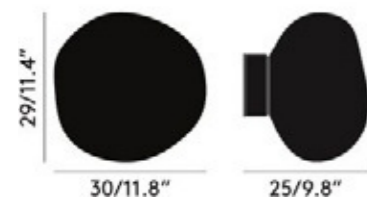


Melt is evocative of molten glass, the interior of a melting glacier or images of deep space. An imperfect, organic and naturalistic light that produces a mesmerizing hot-blown glass effect. Melt is created through a process of blow moulding and vacuum metallisation to achieve melted orbs with abundant and unusual luminosity. Here the orb sits on a cone-shaped base creating a striking silhouette.

COPPER	
Code	MESS04CO-WEUM2
Shade Code	MES04CO
Shade Material	Polycarbonate
Shade Colour/Finish	Copper, Mirrored
Fitting Code	LEDS04COEU
Fitting Material	Steel
Fitting Colour/Finish	Copper, Polished
Service Offer	Quick Ship

SMOKE	
Code	MESS04SM-WEUM2
Shade Code	MES04SM
Shade Material	Polycarbonate
Shade Colour/Finish	Smoke, Mirrored
Fitting Code	LEDS04CHEU
Fitting Material	Steel
Fitting Colour/Finish	Silver, Polished
Service Offer	Quick Ship

Year of Design	2018
Product Weight	0.98kg
Finishing Process	Semi-Metallised, Plated
Surface Mount Shape/Diameter	Cylinder, 12.1cm
Power Method	Mains
Light Source	6W LED
Max Wattage	9W
Lightsource Lumens	800
CRI	>90
Colour Temperature	3000K
Dimmability	Mains Dimmable, Leading & Trailing Edge
Voltage	220-240V
Environment	IndoorIP20
Spares	LEDRING01Y; LEDDRIVER01EU
Certification/Electrical Class	Certified for NZ/AUS



# MELT SURFACE MINI LED

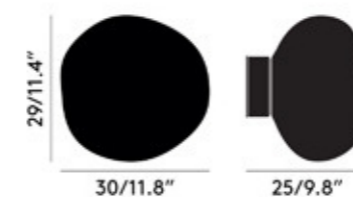


Melt is evocative of molten glass, the interior of a melting glacier or images of deep space. An imperfect, organic and naturalistic light that produces a mesmerizing hot-blown glass effect. Melt is created through a process of blow moulding and vacuum metallisation to achieve melted orbs with abundant and unusual luminosity that reflects and enhances its environment.

OPALESCENT, GOLD	
Code	MESS04OPG-WEUM2
Shade Code	MES04OP
Shade Material	Polycarbonate
Shade Colour/Finish	Opalescent, Tinted
Fitting Code	LEDS04GOEU
Fitting Material	Steel
Fitting Colour/Finish	Gold, Polished
Service Offer	Quick Ship

OPALESCENT, SILVER	
Code	MESS04OP-WEUM2
Shade Code	MES04OP
Shade Material	Polycarbonate
Shade Colour/Finish	Opalescent, Tinted
Fitting Code	LEDS04CHEU
Fitting Material	Steel
Fitting Colour/Finish	Silver, Polished
Service Offer	Quick Ship

Year of Design	2018
Product Weight	0.98kg
Finishing Process	Semi-Metallised, Plated, Tinted
Surface Mount Shape/Diameter	Cylinder, 12.1cm
Power Method	Mains
Light Source	6W LED
Max Wattage	9W
Lightsource Lumens	800
CRI	>90
Colour Temperature	3000K standard (2700K accessory available)
Dimmability	Mains Dimmable, Leading & Trailing Edge
Voltage	220-240V
Environment	IndoorIP20
Spares	LEDRING01Y or LEDRING11Y; LEDDRIVER01EU
Certification/Electrical Class	Certified for NZ/AUS



BRONZE	
Code	MESS04BR-WEUM2
Shade Code	MES04BR
Shade Material	Polycarbonate
Shade Colour/Finish	Bronze, Mirrored
Fitting Code	LEDS04GOEU
Fitting Material	Steel
Fitting Colour/Finish	Gold, Polished
Service Offer	NEW

# MELT SURFACE LED



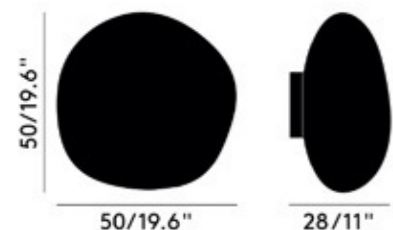
Melt is evocative of molten glass, the interior of a melting glacier or images of deep space. An imperfect, organic and naturalistic light that produces a mesmerizing hot-blown glass effect. Melt is created through a process of blow moulding and vacuum metallisation to achieve melted orbs with abundant and unusual luminosity that reflects and enhances its environment.

<b>Year of Design</b>	2016
<b>Product Weight</b>	2.01kg
<b>Finishing Process</b>	Semi-Metallised, Plated
<b>Surface Mount Shape/Diameter</b>	Cylinder, 19.7cm
<b>Power Method</b>	Mains
<b>Light Source</b>	6W LED
<b>Max Wattage</b>	9W
<b>Lightsource Lumens</b>	800
<b>CRI</b>	>90
<b>Colour Temperature</b>	3000K
<b>Dimmability</b>	Mains Dimmable, Leading & Trailing Edge
<b>Voltage</b>	220-240V
<b>Environment</b>	IndoorIP20
<b>Spares</b>	LEDRING01Y; LEDDRIVER01EU
<b>Certification/Electrical Class</b>	Certified for NZ/AUS




<b>SILVER</b>	
<b>Code</b>	MESS03CH-WEUM2
<b>Shade Code</b>	MES03CH
<b>Shade Material</b>	Polycarbonate
<b>Shade Colour/Finish</b>	Silver, Mirrored
<b>Fitting Code</b>	LEDS05CHEU
<b>Fitting Material</b>	Steel
<b>Fitting Colour/Finish</b>	Silver, Polished
<b>Service Offer</b>	Quick Ship

<b>GOLD</b>	
<b>Code</b>	MESS03GO-WEUM2
<b>Shade Code</b>	MES03GO
<b>Shade Material</b>	Polycarbonate
<b>Shade Colour/Finish</b>	Gold, Mirrored
<b>Fitting Code</b>	LEDS05GOEU
<b>Fitting Material</b>	Steel
<b>Fitting Colour/Finish</b>	Gold, Polished
<b>Service Offer</b>	Quick Ship



# MELT SURFACE LED



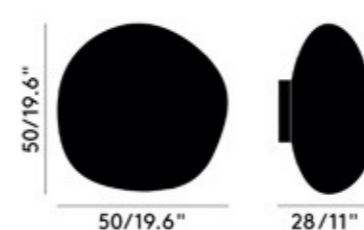
Melt is evocative of molten glass, the interior of a melting glacier or images of deep space. An imperfect, organic and naturalistic light that produces a mesmerizing hot-blown glass effect. Melt is created through a process of blow moulding and vacuum metallisation to achieve melted orbs with abundant and unusual luminosity. Here the orb sits on a cone-shaped base creating a striking silhouette.

<b>Year of Design</b>	2016
<b>Product Weight</b>	2.01kg
<b>Finishing Process</b>	Semi-Metallised, Plated
<b>Surface Mount Shape/Diameter</b>	Cylinder, 19.5cm
<b>Power Method</b>	Mains
<b>Light Source</b>	6W LED
<b>Max Wattage</b>	9W
<b>Lightsource Lumens</b>	800
<b>CRI</b>	>90
<b>Colour Temperature</b>	3000K
<b>Dimmability</b>	Mains Dimmable, Leading & Trailing Edge
<b>Voltage</b>	220-240V
<b>Environment</b>	IndoorIP20
<b>Spares</b>	LEDRING01Y; LEDDRIVER01EU
<b>Certification/Electrical Class</b>	Certified for NZ/AUS



<b>COPPER</b>	
<b>Code</b>	MESS03CO-WEUM2
<b>Shade Code</b>	MES03CO
<b>Shade Material</b>	Polycarbonate
<b>Shade Colour/Finish</b>	Copper, Mirrored
<b>Fitting Code</b>	LEDS05COEU
<b>Fitting Material</b>	Steel
<b>Fitting Colour/Finish</b>	Copper, Polished
<b>Service Offer</b>	Quick Ship

<b>SMOKE</b>	
<b>Code</b>	MESS03SM-WEUM2
<b>Shade Code</b>	MES03SM
<b>Shade Material</b>	Polycarbonate
<b>Shade Colour/Finish</b>	Smoke, Mirrored
<b>Fitting Code</b>	LEDS05CHEU
<b>Fitting Material</b>	Steel
<b>Fitting Colour/Finish</b>	Silver, Polished
<b>Service Offer</b>	Quick Ship

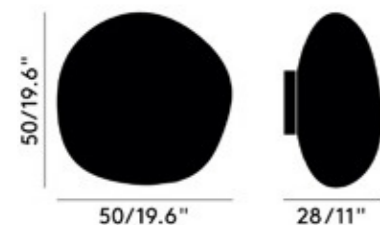


# MELT SURFACE LED



Melt is evocative of molten glass, the interior of a melting glacier or images of deep space. An imperfect, organic and naturalistic light that produces a mesmerizing hot-blown glass effect. Melt is created through a process of blow moulding and vacuum metallisation to achieve melted orbs with abundant and unusual luminosity that reflects and enhances its environment.

<b>Year of Design</b>	2016
<b>Product Weight</b>	2.01kg
<b>Finishing Process</b>	Semi-Metallised, Plated, Tinted
<b>Surface Mount Shape/Diameter</b>	Cylinder, 19.7cm
<b>Power Method</b>	Mains
<b>Light Source</b>	6W LED
<b>Max Wattage</b>	9W
<b>Lightsource Lumens</b>	800
<b>CRI</b>	>90
<b>Colour Temperature</b>	3000K standard (2700K accessory available)
<b>Dimmability</b>	Mains Dimmable, Leading & Trailing Edge
<b>Voltage</b>	220-240V
<b>Environment</b>	IndoorIP20
<b>Spares</b>	LEDRING01Y or LEDRING11Y; LEDDRIVER01EU
<b>Certification/Electrical Class</b>	Certified for NZ/AUS



<b>OPALESCENT, GOLD</b>	
<b>Code</b>	MESS03OPG-WEUM2
<b>Shade Code</b>	MES03OP
<b>Shade Material</b>	Polycarbonate
<b>Shade Colour/Finish</b>	Opalescent, Tinted
<b>Fitting Code</b>	LEDS05GOEU
<b>Fitting Material</b>	Steel
<b>Fitting Colour/Finish</b>	Gold, Polished
<b>Service Offer</b>	Quick Ship

<b>OPALESCENT, SILVER</b>	
<b>Code</b>	MESS03OP-WEUM2
<b>Shade Code</b>	MES03OP
<b>Shade Material</b>	Polycarbonate
<b>Shade Colour/Finish</b>	Opalescent, Tinted
<b>Fitting Code</b>	LEDS05CHEU
<b>Fitting Material</b>	Steel
<b>Fitting Colour/Finish</b>	Silver, Polished
<b>Service Offer</b>	Quick Ship

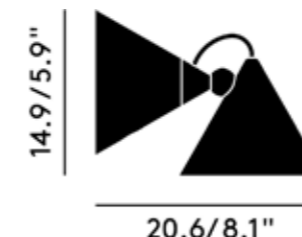
<b>BRONZE</b>	
<b>Code</b>	MESS03BR-WEUM2
<b>Shade Code</b>	MES03BR
<b>Shade Material</b>	Polycarbonate
<b>Shade Colour/Finish</b>	Bronze, Mirrored
<b>Fitting Code</b>	LEDS05GOEU
<b>Fitting Material</b>	Steel
<b>Fitting Colour/Finish</b>	Gold, Polished
<b>Service Offer</b>	NEW

# POSE SURFACE LED



POSE is a series of high output lamps based on conical forms that playfully explores the world of optical physics, through the world of flat lenses -often seen in lighthouses, traffic lights and in scientific instruments. With anthropomorphic charm, POSE manipulates light into focused, magnified beams with striking effect. A strong silhouette and touch of humour define its personality, while precise adjustability and high light output ensures adaptability and functionality for any space—domestic or contract. Balancing functionality with minimal design, POSE radiates light and individuality with equal brilliance

<b>Year of Design</b>	2024
<b>Product Weight</b>	0.55kg
<b>Finishing Process</b>	Powder coated, Plated
<b>Surface Mount Shape/Diameter</b>	Cone, 13.1cm
<b>Light Source</b>	6W LED
<b>Max Wattage</b>	7.5W
<b>Lightsource Lumens</b>	800
<b>CRI</b>	>90
<b>Colour Temperature</b>	2700K
<b>Dimmability</b>	Mains Dimmable, Leading & Trailing Edge. Touch Dimmable
<b>Voltage</b>	220-240V
<b>Environment</b>	IndoorIP20
<b>Spares</b>	LEDRING11Y; LEDDRIVER01EU; MACAP01CH
<b>Certification/Electrical Class</b>	Certified for NZ/AUS



<b>KELP</b>	
<b>Code</b>	POS01KEEU
<b>Shade Material</b>	Polycarbonate
<b>Shade Colour/Finish</b>	Kelp, Gloss
<b>Fitting Material</b>	Polycarbonate
<b>Fitting Colour/Finish</b>	Kelp, Gloss
<b>Service Offer</b>	NEW

<b>PUTTY</b>	
<b>Code</b>	POS01PUEU
<b>Shade Material</b>	Polycarbonate
<b>Shade Colour/Finish</b>	Putty, Gloss
<b>Fitting Material</b>	Polycarbonate
<b>Fitting Colour/Finish</b>	Putty, Gloss
<b>Service Offer</b>	NEW

<b>SILVER</b>	
<b>Code</b>	POS01SSEU
<b>Shade Material</b>	ABS Plastic
<b>Shade Colour/Finish</b>	Silver, Polished
<b>Fitting Material</b>	ABS Plastic
<b>Fitting Colour/Finish</b>	Silver, Polished
<b>Service Offer</b>	NEW

# PRESS SURFACE LARGE LED



OFF

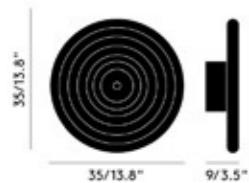


ON

Press is a series of lights made from the thickest and most transparent glass with a satisfyingly rounded linear surface detail. The ribbed glass creates diffusion of the light source and projects linear and stripy patterns. The metal dome cap can be interchanged depending on the customer's colour preference - silver, gold and black caps are sold with the surface lights.

CLEAR	
Code	PRS12CLEU
Shade Material	Glass
Shade Colour/Finish	Clear, Gloss
Fitting Material	Steel
Fitting Colour/Finish	Silver, Polished
Service Offer	Quick Ship

Year of Design	2020
Year of Re-Design	2022
Product Weight	4.60kg
Finishing Process	Pressed
Surface Mount Shape/Diameter	Cylinder, 12cm
Power Method	Mains
Light Source	6W LED
Max Wattage	7.5W
Lightsource Lumens	800
CRI	>90
Colour Temperature	2700K
Dimmability	Mains Dimmable, Leading & Trailing Edge
Voltage	220-240V
Environment	Indoor, Outdoor, IP55
Spares	LEDRING11T; LEDDRIVER01EU
Certification/Electrical Class	Certified for NZ/AUS



# PRESS SURFACE LARGE FROSTED LED



OFF

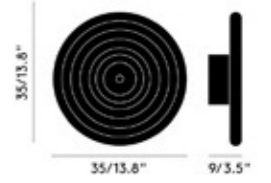


ON

Press is a series of lights made from the thickest and most transparent glass with a satisfyingly rounded linear surface detail. Aptly named Sphere, the shape is reminiscent of shipping buoys and children's toys. The ribbed glass creates diffusion of the light source and projects linear and stripy patterns. Bold in silhouette and simple in function, Press is manufactured by dropping massive globs of molten glass at 1,200 degrees centigrade, pressed in iron moulds under tons of pressure to create immensely durable lights. We've introduced a beautiful new frosted finish for our best-selling PRESS family. The metal dome cap can be interchanged depending on the customer's colour preference - silver, gold and black caps are sold with the surface lights.

FROSTED	
Code	PRS12FREU
Shade Material	Glass
Shade Colour/Finish	Frosted, Frosted
Fitting Material	Glass
Fitting Colour/Finish	Frosted, Frosted
Service Offer	NEW

Year of Design	2020
Product Weight	4.60kg
Finishing Process	Pressed, Sandblasted
Surface Mount Shape/Diameter	Cylinder, 12cm
Light Source	6W LED
Max Wattage	7.5W
Lightsource Lumens	800
CRI	>90
Colour Temperature	2700K
Dimmability	Mains Dimmable, Leading & Trailing Edge
Voltage	220-240V
Environment	Indoor, Outdoor, IP55
Spares	LEDRING11T; LEDDRIVER01EU
Certification/Electrical Class	Certified for NZ/AUS



# PRESS SURFACE MINI LED



OFF



ON

Press is a series of lights made from the thickest and most transparent glass with a satisfyingly rounded linear surface detail. The ribbed glass creates diffusion of the light source and projects linear and stripy patterns. Press Mini is a new surface light which is more compact in size, lighter in weight and designed to be clustered in multiples and paired with the larger surface light. The metal dome cap can be interchanged depending on the customer's colour preference - silver, gold and black caps are sold with the surface lights.

## CLEAR

Code	PRS11CLEU
Shade Material	Glass
Shade Colour/Finish	Clear, Gloss
Fitting Material	Steel
Fitting Colour/Finish	Silver, Polished
Service Offer	Quick Ship

Year of Design	2022
Product Weight	2.80kg
Finishing Process	Pressed
Surface Mount Shape/Diameter	Cylinder, 12cm
Power Method	Mains
Light Source	6W LED
Max Wattage	7.5W
Lightsource Lumens	800
CRI	>90
Colour Temperature	2700K
Dimmability	Mains Dimmable, Leading & Trailing Edge
Voltage	220-240V
Environment	Indoor, Outdoor, IP55
Spares	LEDRING11T; LEDDRIVER01EU
Certification/Electrical Class	Certified for NZ/AUS



# PRESS SURFACE MINI SPHERE FROSTED LED



OFF



ON

Press is a series of lights made from the thickest and most transparent glass with a satisfyingly rounded linear surface detail. Aptly named Sphere, the shape is reminiscent of shipping buoys and children's toys. The ribbed glass creates diffusion of the light source and projects linear and stripy patterns. Bold in silhouette and simple in function, Press is manufactured by dropping massive globs of molten glass at 1,200 degrees centigrade, pressed in iron moulds under tons of pressure to create immensely durable lights. We've introduced a beautiful new frosted finish for our best-selling PRESS family. The metal dome cap can be interchanged depending on the customer's colour preference - silver, gold and black caps are sold with the surface lights.

## FROSTED

Code	PRS11FREU
Shade Material	Glass
Shade Colour/Finish	Frosted, Frosted
Fitting Material	Glass
Fitting Colour/Finish	Frosted, Frosted
Service Offer	NEW

Year of Design	2022
Product Weight	2.80kg
Finishing Process	Pressed, Sandblasted
Surface Mount Shape/Diameter	Cylinder, 12cm
Light Source	6W LED
Max Wattage	7.5W
Lightsource Lumens	800
CRI	>90
Colour Temperature	2700K
Dimmability	Mains Dimmable, Leading & Trailing Edge
Voltage	220-240V
Environment	Indoor, Outdoor, IP55
Spares	LEDRING11T; LEDDRIVER01EU
Certification/Electrical Class	Certified for NZ/AUS



# STONE WALL LED



ON



OFF

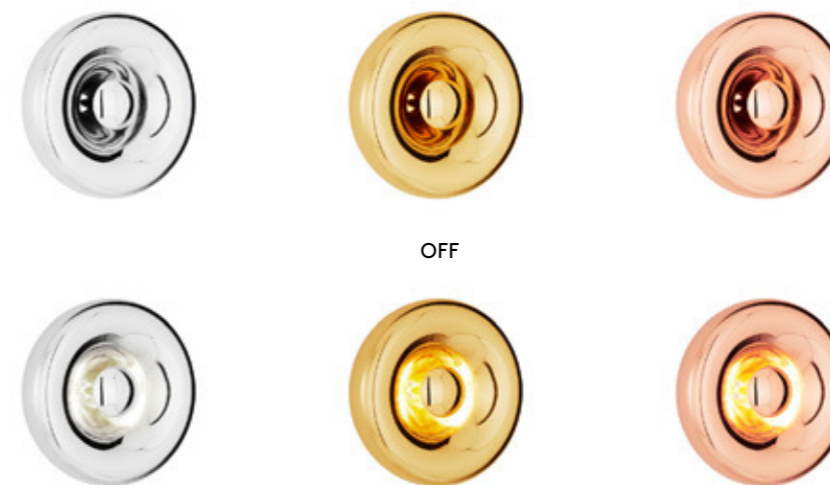
Stone is inspired by the materiality of the same marble used to build the Taj Mahal. The hard, semi-precious stone bears a unique fingerprint – tactile, heavy and long-lasting. Stone lighting features a solid outer marble ring that appears to be floating around the light source to give out a soft halo effect.

<b>WHITE/GOLD</b>	
Code	STS04WGEU
Shade Material	Marble, Glass, Steel
Shade Colour/Finish	White, Gold, Clear, Polished
Fitting Material	Marble
Fitting Colour/Finish	White, Matte
Service Offer	Quick Ship

Year of Design	2020
Product Weight	2.11kg
Finishing Process	Polished, Plated
Surface Mount Shape/Diameter	Cylinder, 10cm
Light Source	6W LED
Max Wattage	9W
Lightsource Lumens	800
CRI	>90
Colour Temperature	3000K
Dimmability	Mains Dimmable, Leading & Trailing Edge
Voltage	220-240V
Environment	Indoor, IP44
Spares	LEDRING01Y; LEDDRIVER01EU
Certification/Electrical Class	Certified for NZ/AUS



# VOID SURFACE LED



OFF

ON

Inspired by vacuum flasks, Void is made from pure metals pressed, spun and brazed into a complex double-walled shade. Void is the result of a challenge to create a luminous pendant that mysteriously conceals its light source. A small but powerful upgraded LED module deep inside the lamp creates a soft but directional light beam, while the exterior is polished to a highly reflective finish.

Year of Design	2020
Product Weight	2.37kg
Finishing Process	Spun, Lacquered, Plated, Powder Coated
Surface Mount Shape/Diameter	Cylinder, 13.2cm
Power Method	Mains
Light Source	6W LED
Max Wattage	9W
Lightsource Lumens	800
CRI	>90
Colour Temperature	3000K
Dimmability	Mains Dimmable, Leading & Trailing Edge
Voltage	220-240V
Environment	IndoorIP20
Spares	LEDRING01Y; LEDDRIVER01EU
Certification/Electrical Class	Certified for NZ/AUS



<b>SILVER</b>	
Code	VOS01S-SMEU2
Shade Code	VOS01S
Shade Material	Steel
Shade Colour/Finish	Steel, Polished
Fitting Code	LEDS03SEU
Fitting Material	Steel
Fitting Colour/Finish	Silver, Gloss
Service Offer	Quick Ship

<b>GOLD</b>	
Code	VOS01B-SMEU2
Shade Code	VOS01B
Shade Material	Brass
Shade Colour/Finish	Brass, Polished
Fitting Code	LEDS03BEU
Fitting Material	Steel
Fitting Colour/Finish	Brass, Gloss
Service Offer	Quick Ship

<b>COPPER</b>	
Code	VOS01C-SMEU2
Shade Code	VOS01C
Shade Material	Copper
Shade Colour/Finish	Copper, Polished
Fitting Code	LEDS03CEU
Fitting Material	Steel
Fitting Colour/Finish	Copper, Gloss
Service Offer	Quick Ship

# WHIRL SURFACE LED



WHIRL is our latest experiment in mirrored reflections. Inspired by the bold elegance of the Op Art movement, WHIRL captivates with its hypnotic spiral design, transforming light and reflection into an ever-changing myriad of abstract patterns. Each piece is a statement—crafted to intrigue, designed to dazzle.

<b>Year of Design</b>	2024
<b>Product Weight</b>	0.97kg
<b>Finishing Process</b>	Semi-Metallised
<b>Surface Mount Shape/Diameter</b>	Cylinder, 12.1cm
<b>Light Source</b>	6W LED
<b>Max Wattage</b>	9W
<b>Lightsource Lumens</b>	800
<b>CRI</b>	>90
<b>Colour Temperature</b>	3000K
<b>Dimmability</b>	Mains Dimmable, Leading & Trailing Edge
<b>Voltage</b>	220-240V
<b>Environment</b>	IndoorIP20
<b>Spares</b>	LEDRING01Y; LEDDRIVER01EU
<b>Certification/Electrical Class</b>	Certified for NZ/AUS



### GOLD

<b>Code</b>	WHS01GO-WEUM1
<b>Shade Code</b>	WHS01GO
<b>Shade Material</b>	Polycarbonate
<b>Shade Colour/Finish</b>	Gold, Mirrored
<b>Fitting Code</b>	LEDS04GOEU
<b>Fitting Material</b>	Steel
<b>Fitting Colour/Finish</b>	Gold, Polished
<b>Service Offer</b>	NEW

### SILVER

<b>Code</b>	WHS01CH-WEUM1
<b>Shade Code</b>	WHS01CH
<b>Shade Material</b>	Polycarbonate
<b>Shade Colour/Finish</b>	Silver, Mirrored
<b>Fitting Code</b>	LEDS04CHEU
<b>Fitting Material</b>	Steel
<b>Fitting Colour/Finish</b>	Silver, Polished
<b>Service Offer</b>	NEW





FLOOR, TABLE &  
PORTABLES

# BEAT TABLE LED



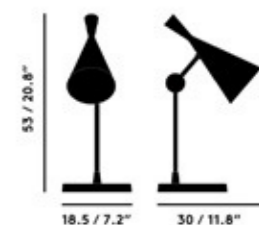
Bearing the mark of its maker, Beat is a celebration of the handmade. Inspired by the sculptural simplicity of traditional Indian water vessels, Beat is a family of hand-spun, welded and beaten lights with shades that retain hammer marks from their forming. Crafted by artisans in Northern India, the creation of Beat is part of an ancient process that takes four days to complete.

Year of Design	2013
Year of Re-Design	2024
Product Weight	4.33kg
Finishing Process	Hand Beaten, Painted, Lacquered
Power Method	Mains
Cable Spec	UL E348531 2x0,75mm2, 300V, 80°C
Cable Type/Length	Black Fabric, 250cm
Light Source	6W LED
Max Wattage	9W
Lightsource Lumens	800
CRI	>90
Colour Temperature	3000K
Dimmability	Inline Dimmable
Voltage	100-240V
Environment	IndoorIP20
Spares	LEDRING02A; LEDTC11UN
Certification/Electrical Class	Certified for NZ/AUS



<b>BLACK</b>	
Code	BLT11BK-TUN01M2
Shade Code	BLT11BK
Shade Material	Brass
Shade Colour/Finish	Black, Matte
Fitting Code	LEDTC11UN
Base Code	BLT11BK
Base Material	Cast Iron
Base Colour/Finish	Black, Matte
Service Offer	Quick Ship

<b>BRASS</b>	
Code	BLT11BR-TUN01M2
Shade Code	BLT11BR
Shade Material	Brass
Shade Colour/Finish	Brass, Brushed
Fitting Code	LEDTC11UN
Base Code	BLT11BR
Base Material	Cast Iron
Base Colour/Finish	Black, Matte
Service Offer	Quick Ship



# UNBEATEN TABLE LED

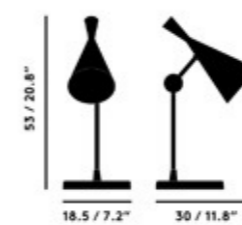


The Beat lights marked one of our earliest successes, featuring hand-hammered brass and an unexpected blend of craft detailing. Fast forward 20 years, and despite their enduring popularity, they have become one of the most widely imitated products. Determined to combat these imitations, we embarked on a novel initiative. Introducing Unbeaten, made by skilled artisans in the same factory in India as our much-loved Beat collection, with the difference being Unbeaten is made using machine tools and not hand-beaten, using premium aluminium.

Year of Design	2024
Product Weight	3.43kg
Finishing Process	Hand Spun, Hand Brushed, Lacquered
Cable Spec	UL E348531 2x0,75mm2, 300V, 80°C
Cable Type/Length	Black Fabric, 250cm
Light Source	6W LED
Max Wattage	9W
Lightsource Lumens	800
CRI	>90
Colour Temperature	3000K
Dimmability	Inline Dimmable
Voltage	100-240V
Environment	IndoorIP20
Spares	LEDRING02A; LEDTC11UN
Certification/Electrical Class	Certified for NZ/AUS



<b>ALUMINIUM</b>	
Code	BLT11AL-TUN01M2
Shade Code	BLT11AL
Shade Material	Aluminium
Shade Colour/Finish	Aluminium, Brushed
Fitting Code	LEDTC11UN
Base Code	BLT11AL
Base Material	Cast Iron
Base Colour/Finish	Black, Matte
Service Offer	Quick Ship



# BEAT FLOOR LED



Bearing the mark of its maker, Beat is a celebration of the handmade. Inspired by the sculptural simplicity of traditional Indian water vessels, Beat is a family of hand-spun, welded and beaten lights with shades that retain hammer marks from their forming. Crafted by artisans in Northern India, the creation of Beat is part of an ancient process that takes four days to complete.

<b>Year of Design</b>	2013
<b>Year of Re-Design</b>	2024
<b>Product Weight</b>	13.88kg
<b>Finishing Process</b>	Hand Beaten, Painted, Lacquered
<b>Power Method</b>	Mains
<b>Cable Spec</b>	UL E348531 2x0,75mm2, 300V, 80°C
<b>Cable Type/Length</b>	Black Fabric, 250cm
<b>Light Source</b>	6W LED
<b>Max Wattage</b>	7.5W
<b>Lightsource Lumens</b>	800
<b>CRI</b>	>90
<b>Colour Temperature</b>	3000K
<b>Dimmability</b>	Inline Dimmable
<b>Voltage</b>	100-240V
<b>Environment</b>	IndoorIP20
<b>Spares</b>	LEDRING02A; LEDFC11UN
<b>Certification/Electrical Class</b>	Certified for NZ/AUS

<b>BLACK</b>	
<b>Code</b>	BLF11BK-FUN01M2
<b>Shade Code</b>	BLF11BK
<b>Shade Material</b>	Brass
<b>Shade Colour/Finish</b>	Black, Matte
<b>Fitting Code</b>	LEDFC11UN
<b>Base Code</b>	BLF11BK
<b>Base Material</b>	Cast Iron
<b>Base Colour/Finish</b>	Black, Matte
<b>Service Offer</b>	Quick Ship

<b>BRASS</b>	
<b>Code</b>	BLF11BR-FUN01M2
<b>Shade Code</b>	BLF11BR
<b>Shade Material</b>	Brass
<b>Shade Colour/Finish</b>	Brass, Brushed
<b>Fitting Code</b>	LEDFC11UN
<b>Base Code</b>	BLF11BR
<b>Base Material</b>	Cast Iron
<b>Base Colour/Finish</b>	Black, Matte
<b>Service Offer</b>	Quick Ship



# UNBEATEN FLOOR LED



The Beat lights marked one of our earliest successes, featuring hand-hammered brass and an unexpected blend of craft detailing. Fast forward 20 years, and despite their enduring popularity, they have become one of the most widely imitated products. Determined to combat these imitations, we embarked on a novel initiative. Introducing Unbeaten, made by skilled artisans in the same factory in India as our much-loved Beat collection, with the difference being Unbeaten is made using machine tools and not hand-beaten, using premium aluminium.

<b>ALUMINIUM</b>	
<b>Code</b>	BLF11AL-FUN01M1
<b>Shade Code</b>	BLF11AL
<b>Shade Material</b>	Aluminium
<b>Shade Colour/Finish</b>	Aluminium, Brushed
<b>Fitting Code</b>	LEDFC01UN
<b>Base Code</b>	BLF11AL
<b>Base Material</b>	Cast Iron
<b>Base Colour/Finish</b>	Black, Matte
<b>Service Offer</b>	Quick Ship

<b>Year of Design</b>	2024
<b>Product Weight</b>	12.03kg
<b>Finishing Process</b>	Hand Spun, Hand Brushed, Lacquered
<b>Power Method</b>	Mains
<b>Cable Spec</b>	UL E348531 2x0,75mm2, 300V, 80°C
<b>Cable Type/Length</b>	Black Fabric, 250cm
<b>Light Source</b>	6W LED
<b>Max Wattage</b>	7.5W
<b>Lightsource Lumens</b>	800
<b>CRI</b>	>90
<b>Colour Temperature</b>	3000K
<b>Dimmability</b>	Inline Dimmable
<b>Voltage</b>	100-240V
<b>Environment</b>	IndoorIP20
<b>Spares</b>	LEDRING02A; LEDFC01UN
<b>Certification/Electrical Class</b>	Certified for NZ/AUS



# BELL PORTABLE LED



Taking its name from a classic dome shape, Bell is an exercise in reductionism. The hyper-polished surface allows Bell to take on the tone and characteristics of its surroundings while a concealed diffuser produces its soft lighting. Bell Portable LED offers up to 9 hours of battery life.

<b>Year of Design</b>	2021
<b>Product Weight</b>	1.36kg
<b>Finishing Process</b>	Gloss Painted, Plated
<b>Power Method</b>	Rechargeable
<b>Number of Ports</b>	1
<b>Battery Operating Time</b>	Approx 6-9 hours
<b>Battery Charging Time</b>	5 hours
<b>Cable Spec</b>	AWM 2464 24AWG VW-1 1A 80°C 300V
<b>Cable Type/Length</b>	USB-A to Magnetic, 200cm
<b>Light Source</b>	3W LED
<b>Max Wattage</b>	3W
<b>Lightsource Lumens</b>	160
<b>CRI</b>	>90
<b>Colour Temperature</b>	3000K
<b>Dimmability</b>	Touch Dimmable
<b>Voltage</b>	5V
<b>Environment</b>	Indoor & Outdoor, IP44 (Store inside)
<b>Spares</b>	LEDPB02; POBAT01; POMC01
<b>Certification/Electrical Class</b>	Certified for NZ/AUS



<b>BLACK</b>	
<b>Code</b>	BEPO01BLUN
<b>Shade Material</b>	ABS plastic
<b>Shade Colour/Finish</b>	Black, Gloss
<b>Base Material</b>	ABS plastic
<b>Base Colour/Finish</b>	Black, Gloss
<b>Service Offer</b>	Quick Ship

<b>SILVER</b>	
<b>Code</b>	BEPO01SSUN
<b>Shade Material</b>	ABS plastic
<b>Shade Colour/Finish</b>	Silver, Mirrored
<b>Base Material</b>	ABS plastic
<b>Base Colour/Finish</b>	Silver, Polished
<b>Service Offer</b>	Quick Ship



# BELL PORTABLE LED



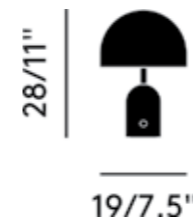
Taking its name from a classic dome shape, Bell is an exercise in reductionism. The hyper-polished surface allows Bell to take on the tone and characteristics of its surroundings while a concealed diffuser produces its soft lighting. Bell Portable LED offers up to 9 hours of battery life.

<b>Year of Design</b>	2021
<b>Product Weight</b>	1.36kg
<b>Finishing Process</b>	Plated, PVD
<b>Power Method</b>	Rechargeable
<b>Number of Ports</b>	1
<b>Battery Operating Time</b>	Approx 6-9 hours
<b>Battery Charging Time</b>	5 hours
<b>Cable Spec</b>	AWM 2464 24AWG VW-1 1A 80°C 300V
<b>Cable Type/Length</b>	USB-A to Magnetic, 200cm
<b>Light Source</b>	3W LED
<b>Max Wattage</b>	3W
<b>Lightsource Lumens</b>	160
<b>CRI</b>	>90
<b>Colour Temperature</b>	3000K
<b>Dimmability</b>	Touch Dimmable
<b>Voltage</b>	5V
<b>Environment</b>	Indoor & Outdoor, IP44 (Store inside)
<b>Spares</b>	LEDPB02; POBAT01; POMC01
<b>Certification/Electrical Class</b>	Certified for NZ/AUS



<b>GOLD</b>	
<b>Code</b>	BEPO01GOUN
<b>Shade Material</b>	ABS plastic
<b>Shade Colour/Finish</b>	Gold, Mirrored
<b>Base Material</b>	ABS plastic
<b>Base Colour/Finish</b>	Gold, Polished
<b>Service Offer</b>	Quick Ship

<b>COPPER</b>	
<b>Code</b>	BEPO01COUN
<b>Shade Material</b>	ABS plastic
<b>Shade Colour/Finish</b>	Copper, Mirrored
<b>Base Material</b>	ABS plastic
<b>Base Colour/Finish</b>	Copper, Polished
<b>Service Offer</b>	Quick Ship



# BELL PORTABLE LED



Taking its name from a classic dome shape, Bell is an exercise in reductionism. We're known for our metallics, so this season we're broadening our palette to include neutral colours, such as taupe, grey and white which work well in any environment. Standing out from the lot and injecting a pop of colour is the new fluoro finish. Bell Portable has a battery life of up to 9 hours.

<b>FLUORO</b>	
Code	BEPO01FLUN
Shade Material	ABS plastic
Shade Colour/Finish	Fluoro, Gloss
Base Material	ABS plastic
Base Colour/Finish	Fluoro, Gloss
Service Offer	NEW

<b>TAUPE</b>	
Code	BEPO01MUUN
Shade Material	ABS plastic
Shade Colour/Finish	Taupe, Gloss
Base Material	ABS plastic
Base Colour/Finish	Taupe, Gloss
Service Offer	Quick Ship

Year of Design	2021
Product Weight	1.36kg
Finishing Process	Gloss Painted
Power Method	Rechargeable
Number of Ports	1
Battery Operating Time	Approx 6-9 hours
Battery Charging Time	5 hours
Cable Spec	AWM 2464 22AWG VW-1 1A 80 °C 300V
Cable Type/Length	USB-A to Magnetic, 200cm
Light Source	3W LED
Max Wattage	3W
Lightsource Lumens	160
CRI	>90
Colour Temperature	3000K
Dimmability	Touch Dimmable
Voltage	5V
Environment	Indoor & Outdoor, IP44 (Store inside)
Spares	LEDPB02; POBAT01; POMC01
Certification/Electrical Class	Certified for NZ/AUS



# BELL PORTABLE LED



Taking its name from a classic dome shape, Bell is an exercise in reductionism. We're known for our metallics, so this season we're broadening our palette to include neutral colours, such as taupe, grey and white which work well in any environment. Standing out from the lot and injecting a pop of colour is the new fluoro finish. Bell Portable has a battery life of up to 9 hours.


<b>PUTTY</b>	
Code	BEPO01GRUN
Shade Material	ABS plastic
Shade Colour/Finish	Putty, Gloss
Base Material	ABS plastic
Base Colour/Finish	Putty, Gloss
Service Offer	Quick Ship

<b>MOSS</b>	
Code	BEPO01MOUN
Shade Material	ABS plastic
Shade Colour/Finish	Moss, Gloss
Base Material	ABS plastic
Base Colour/Finish	Moss, Gloss
Service Offer	Quick Ship

Year of Design	2021
Product Weight	1.36kg
Finishing Process	Gloss Painted
Power Method	Rechargeable
Number of Ports	1
Battery Operating Time	Approx 6-9 hours
Battery Charging Time	5 hours
Cable Spec	AWM 2464 22AWG VW-1 1A 80 °C 300V
Cable Type/Length	USB-A to Magnetic, 200cm
Light Source	3W LED
Max Wattage	3W
Lightsource Lumens	160
CRI	>90
Colour Temperature	3000K
Dimmability	Touch Dimmable
Voltage	5V
Environment	Indoor & Outdoor, IP44 (Store inside)
Spares	LEDPB02; POBAT01; POMC01
Certification/Electrical Class	Certified for NZ/AUS



# BELL TABLE LED



Taking its name from a classic dome shape, Bell is an exercise in reductionism. The hyper-polished surface allows Bell to take on the tone and characteristics of its surroundings while a concealed diffuser produces its soft lighting.

Year of Design	2012
Year of Re-Design	2022
Product Weight	3.00kg
Finishing Process	Powder Coated, Polished
Cable Spec	UL E348531 2x0,75mm <sup>2</sup> , 300V, 80°C
Cable Type/Length	Black Fabric, 250cm
Light Source	2 x 6W LED
Max Wattage	15W
Lightsource Lumens	800
CRI	>90
Colour Temperature	3000K
Dimmability	Inline Dimmable
Voltage	100-240V
Environment	IndoorIP20
Spares	LEDRING02A; LEDTC11UN
Certification/Electrical Class	Certified for NZ/AUS




<b>BLACK</b>	
Code	BET11BL-TUN01M2
Shade Code	BET11BL
Shade Material	Steel
Shade Colour/Finish	Black, Gloss
Fitting Code	LEDTC11UN
Base Code	BET11BL
Base Material	Steel
Base Colour/Finish	Black, Gloss
Service Offer	Quick Ship

<b>SILVER</b>	
Code	BET11SS-TUN01M2
Shade Code	BET11SS
Shade Material	Stainless Steel
Shade Colour/Finish	Silver, Polished
Fitting Code	LEDTC11UN
Base Code	BET11SS
Base Material	Stainless Steel
Base Colour/Finish	Silver, Polished
Service Offer	Quick Ship



# BELL TABLE LED



Taking its name from a classic dome shape, Bell is an exercise in reductionism. The hyper-polished surface allows Bell to take on the tone and characteristics of its surroundings while a concealed diffuser produces its soft lighting.

Year of Design	2012
Year of Re-Design	2022
Product Weight	3.00kg
Finishing Process	PVD, Powder Coated
Cable Spec	UL E348531 2x0,75mm <sup>2</sup> , 300V, 80°C
Cable Type/Length	Black Fabric, 250cm
Light Source	2 x 6W LED
Max Wattage	15W
Lightsource Lumens	800
CRI	>90
Colour Temperature	3000K
Dimmability	Inline Dimmable
Voltage	100-240V
Environment	IndoorIP20
Spares	LEDRING02A; LEDTC11UN
Certification/Electrical Class	Certified for NZ/AUS




<b>GOLD</b>	
Code	BET11GO-TUN01M2
Shade Code	BET11GO
Shade Material	Stainless Steel
Shade Colour/Finish	Gold, Mirrored
Fitting Code	LEDTC11UN
Base Code	BET11GO
Base Material	Stainless Steel
Base Colour/Finish	Gold, Mirrored
Service Offer	Quick Ship

<b>COPPER</b>	
Code	BET11CO-TUN01M2
Shade Code	BET11CO
Shade Material	Stainless Steel
Shade Colour/Finish	Copper, Mirrored
Fitting Code	LEDTC11UN
Base Code	BET11CO
Base Material	Stainless Steel
Base Colour/Finish	Copper, Mirrored
Service Offer	Quick Ship

<b>TAUPE</b>	
Code	BET11MU-TUN01M2
Shade Code	BET11MU
Shade Material	Steel
Shade Colour/Finish	Taupe, Gloss
Fitting Code	LEDTC11UN
Base Code	BET11MU
Base Material	Steel
Base Colour/Finish	Taupe, Gloss
Service Offer	Quick Ship



# BELL TABLE LED



Taking its name from a classic dome shape, Bell is an exercise in reductionism. We're known for our metallics, so this season we're broadening our palette to include neutral colours, such as taupe, grey and white, which work well in any environment.

Year of Design	2012
Year of Re-Design	2022
Product Weight	3.00kg
Finishing Process	Painted, Powder Coated
Cable Spec	UL E348531 2x0,75mm2, 300V, 80°C
Cable Type/Length	Black Fabric, 250cm
Light Source	2 x 6W LED
Max Wattage	15W
Lightsource Lumens	800
CRI	>90
Colour Temperature	3000K
Dimmability	Inline Dimmable
Voltage	100-240V
Environment	IndoorIP20
Spares	LEDRING02A; LEDTC11UN
Certification/Electrical Class	Certified for NZ/AUS



<b>TAUPE</b>	
Code	BET11MU-TUN01M2
Shade Code	BET11MU
Shade Material	Steel
Shade Colour/Finish	Taupe, Gloss
Fitting Code	LEDTC11UN
Base Code	BET11MU
Base Material	Steel
Base Colour/Finish	Taupe, Gloss
Service Offer	Quick Ship

<b>FLUORO</b>	
Code	BET11FL-TUN01M2
Shade Code	BET11FL
Shade Material	Steel
Shade Colour/Finish	Fluoro, Gloss
Fitting Code	LEDTC11UN
Base Code	BET11FL
Base Material	Steel
Base Colour/Finish	Fluoro, Gloss
Service Offer	Quick Ship



# JACK PORTABLE LED

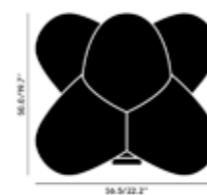


Jack is back and stacks! An award-winning multifunctional lighting object that was one of Tom's first experiments with rotational moulding. Jack has been reimaged for the Great Outdoors: Portable, rechargeable, illuminating and completely waterproof.


Year of Design	2024
Product Weight	3.44kg
Finishing Process	Rotation moulding
Battery Operating Time	Approx 6-8 hours
Battery Charging Time	5 hours
Cable Spec	AWM 2464 22AWG VW-1 1A 80 °C 300V
Cable Type/Length	USB-C to USB-C, 200cm
Light Source	5W LED
Max Wattage	4.5W
Lightsource Lumens	500
CRI	>90
Colour Temperature	2700K
Dimmability	Button & Remote Dimmable
Voltage	5V
Environment	Indoor,Outdoor, IP65
Spares	LEDPB06; POBAT02; REMOTE01
Certification/Electrical Class	Certified for NZ/AUS



<b>WHITE</b>	
Code	JAPO01WHUN
Shade Material	Polyethylene
Shade Colour/Finish	White, Matte
Service Offer	NEW



# MELT PORTABLE LED



OFF

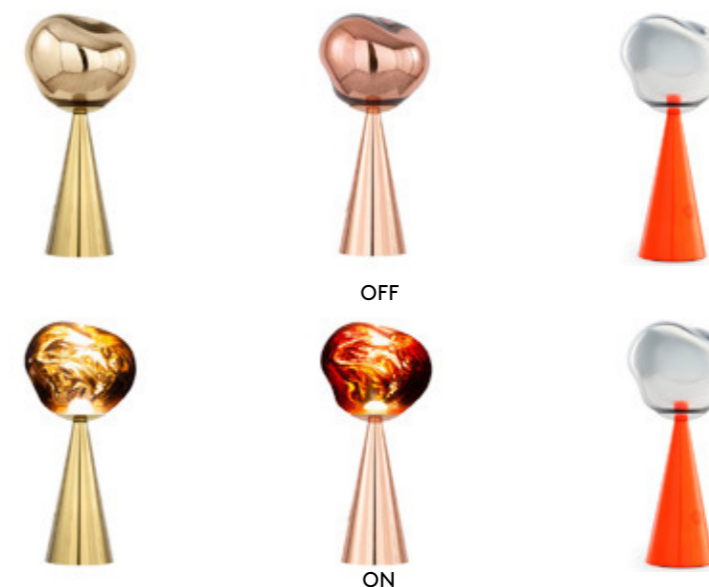
ON

Melt Portable LED expands the collection, offering the same mesmerizing hot-blown glass effect within a portable design. Melt is evocative of molten glass, the interior of a melting glacier or images of deep space. Melt Portable LED is available in a wide range of finishes and offers up to 10 hours of battery life.

<b>Year of Design</b>	2021
<b>Product Weight</b>	0.45kg
<b>Finishing Process</b>	Semi Metallised, Painted, Semi-Metallised, Plated
<b>Power Method</b>	Rechargeable
<b>Number of Ports</b>	1
<b>Battery Operating Time</b>	Approx 8-10 hours
<b>Battery Charging Time</b>	5 hours
<b>Cable Spec</b>	AWM 2464 24AWG VW-1 1A 80°C 300V
<b>Cable Type/Length</b>	USB-A to Magnetic, 200cm
<b>Light Source</b>	2.5W LED
<b>Max Wattage</b>	2.5W
<b>Lightsource Lumens</b>	100
<b>CRI</b>	>90
<b>Colour Temperature</b>	3000K
<b>Dimmability</b>	Touch Dimmable
<b>Voltage</b>	5V
<b>Environment</b>	Indoor & Outdoor, IP44 (Store inside)
<b>Spares</b>	LEDPB01; POBAT01; POMC01
<b>Certification/Electrical Class</b>	Certified for NZ/AUS



# MELT PORTABLE LED



OFF

ON

Melt Portable LED expands the collection, offering the same mesmerizing hot-blown glass effect within a portable design. Melt is evocative of molten glass, the interior of a melting glacier or images of deep space. Melt Portable LED is available in a wide range of finishes and offers up to 10 hours of battery life.

<b>Year of Design</b>	2021
<b>Product Weight</b>	0.45kg
<b>Finishing Process</b>	Semi-Metallised, Plated, Painted
<b>Power Method</b>	Rechargeable
<b>Number of Ports</b>	1
<b>Battery Operating Time</b>	Approx 8-10 hours
<b>Battery Charging Time</b>	5 hours
<b>Cable Spec</b>	AWM 2464 24AWG VW-1 1A 80°C 300V
<b>Cable Type/Length</b>	USB-A to Magnetic, 200cm
<b>Light Source</b>	2.5W LED
<b>Max Wattage</b>	2.5W
<b>Lightsource Lumens</b>	100
<b>CRI</b>	>90
<b>Colour Temperature</b>	3000K
<b>Dimmability</b>	Touch Dimmable
<b>Voltage</b>	5V
<b>Environment</b>	Indoor & Outdoor, IP44 (Store inside)
<b>Spares</b>	LEDPB01; POBAT01; POMC01
<b>Certification/Electrical Class</b>	Certified for NZ/AUS



<b>BLACK</b>	
<b>Code</b>	MEPO01BKUN
<b>Shade Material</b>	PET plastic
<b>Shade Colour/Finish</b>	Silver, Mirrored
<b>Base Material</b>	ABS plastic
<b>Base Colour/Finish</b>	Black, Gloss
<b>Service Offer</b>	Quick Ship

<b>SILVER</b>	
<b>Code</b>	MEPO01SSUN
<b>Shade Material</b>	PET plastic
<b>Shade Colour/Finish</b>	Silver, Mirrored
<b>Base Material</b>	ABS plastic
<b>Base Colour/Finish</b>	Silver, Polished
<b>Service Offer</b>	Quick Ship

<b>GOLD</b>	
<b>Code</b>	MEPO01GOUN
<b>Shade Material</b>	PET plastic
<b>Shade Colour/Finish</b>	Gold, Mirrored
<b>Base Material</b>	ABS plastic
<b>Base Colour/Finish</b>	Gold, Polished
<b>Service Offer</b>	Quick Ship

<b>COPPER</b>	
<b>Code</b>	MEPO01COUN
<b>Shade Material</b>	PET plastic
<b>Shade Colour/Finish</b>	Copper, Mirrored
<b>Base Material</b>	ABS plastic
<b>Base Colour/Finish</b>	Copper, Polished
<b>Service Offer</b>	Quick Ship

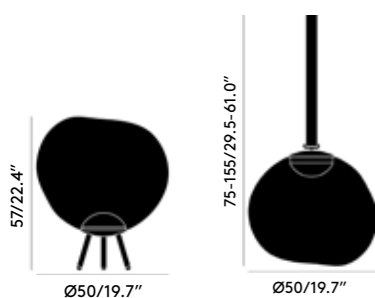
<b>FLUORO</b>	
<b>Code</b>	MEPO01FLUN
<b>Shade Material</b>	PET plastic
<b>Shade Colour/Finish</b>	Silver, Mirrored
<b>Base Material</b>	ABS plastic
<b>Base Colour/Finish</b>	Fluoro, Gloss
<b>Service Offer</b>	NEW

# MELT PORTABLE LARGE LED



Introducing a new standard fitting to the series, which works across our large polycarbonate shades creating a dramatic portable light that can be used indoors and outdoors. Designed with a tripod base, this light also features a convenient hanging strap, allowing it to be suspended from a tree or pergola.

Year of Design	2024
Product Weight	2.90kg
Finishing Process	Semi-Metallised, Powder Coated, Painted
Surface Mount Shape/Diameter	Belt strap, L100 x W5cm
Power Method	Rechargeable
Number of Ports	1
Battery Operating Time	Approx 6-8 hours
Battery Charging Time	5 hours
Cable Spec	AWM 2464 22AWG VW-1 1A 80 °C 300V
Cable Type/Length	USB-C to USB-C, 200cm
Light Source	4.5W LED
Max Wattage	4.5W
Lightsource Lumens	500
CRI	>90
Colour Temperature	3000K
Dimmability	Button Dimmable
Voltage	5V
Environment	Indoor & Outdoor, IP44 (Store inside)
Spares	LEDPB04; POBAT02
Certification/Electrical Class	Certified for NZ/AUS



<b>SILVER/BLACK</b>	
Code	MESP01CH-PHUN01M1
Shade Code	MES01CH
Shade Material	Polycarbonate
Shade Colour/Finish	Silver, Mirrored
Fitting Code	LEDPH01BKUN
Fitting Material	Nylon
Fitting Colour/Finish	Black, Woven
Base Code	LEDPH01BKUN
Base Material	Polycarbonate, Mild Steel, Aluminium
Base Colour/Finish	Black, Gloss
Service Offer	Quick Ship

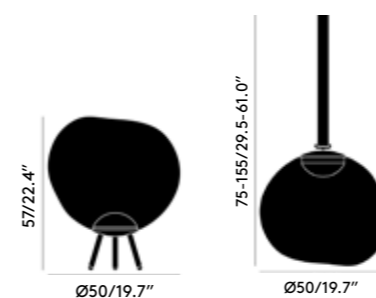
<b>GOLD/BLACK</b>	
Code	MESP01GO-PHUN01M1
Shade Code	MES01G
Shade Material	Polycarbonate
Shade Colour/Finish	Gold, Mirrored
Fitting Code	LEDPH01BKUN
Fitting Material	Nylon
Fitting Colour/Finish	Black, Woven
Base Material	Polycarbonate, Mild Steel, Aluminium
Base Colour/Finish	Black, Gloss
Service Offer	Quick Ship

# MELT PORTABLE LARGE LED



Introducing a new standard fitting to the series, which works across our large polycarbonate shades creating a dramatic portable light that can be used indoors and outdoors. Designed with a tripod base, this light also features a convenient hanging strap, allowing it to be suspended from a tree or pergola.

Year of Design	2024
Product Weight	2.90kg
Finishing Process	Semi-Metallised, Painted
Surface Mount Shape/Diameter	Belt strap, L100 x W5cm
Power Method	Rechargeable
Number of Ports	1
Battery Operating Time	Approx 6-8 hours
Battery Charging Time	5 hours
Cable Spec	AWM 2464 22AWG VW-1 1A 80 °C 300V
Cable Type/Length	USB-C to USB-C, 200cm
Light Source	4.5W LED
Max Wattage	4.5W
Lightsource Lumens	500
CRI	>90
Colour Temperature	3000K
Dimmability	Button Dimmable
Voltage	5V
Environment	Indoor & Outdoor, IP44 (Store inside)
Spares	LEDPB04; POBAT02
Certification/Electrical Class	Certified for NZ/AUS



<b>COPPER/BLACK</b>	
Code	MESP01CO-PHUN01M1
Shade Code	MES01CO
Shade Material	Polycarbonate
Shade Colour/Finish	Copper, Mirrored
Fitting Code	LEDPH01BKUN
Fitting Material	Nylon
Fitting Colour/Finish	Black, Woven
Base Material	Polycarbonate, Mild Steel, Aluminium
Base Colour/Finish	Black, Gloss
Service Offer	Quick Ship

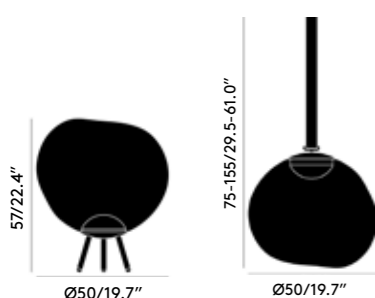
<b>SMOKE/BLACK</b>	
Code	MESP01SM-PHUN01M1
Shade Code	MES01SM
Shade Material	Polycarbonate
Shade Colour/Finish	Smoke, Mirrored
Fitting Code	LEDPH01BKUN
Fitting Material	Nylon
Fitting Colour/Finish	Black, Woven
Base Material	Polycarbonate, Mild Steel, Aluminium
Base Colour/Finish	Black, Gloss
Service Offer	Quick Ship

# MELT PORTABLE LARGE LED



Introducing a new standard fitting to the series, which works across our large polycarbonate shades creating a dramatic portable light that can be used indoors and outdoors. Designed with a tripod base, this light also features a convenient hanging strap, allowing it to be suspended from a tree or pergola.


<b>Year of Design</b>	2024
<b>Product Weight</b>	2.90kg
<b>Finishing Process</b>	Semi-Metallised, Painted, Tinted
<b>Surface Mount Shape/Diameter</b>	Belt strap, L100 x W5cm
<b>Power Method</b>	Rechargeable
<b>Number of Ports</b>	1
<b>Battery Operating Time</b>	Approx 6-8 hours
<b>Battery Charging Time</b>	5 hours
<b>Cable Spec</b>	AWM 2464 22AWG VW-1 1A 80 °C 300V
<b>Cable Type/Length</b>	USB-C to USB-C, 200cm
<b>Light Source</b>	4.5W LED
<b>Max Wattage</b>	4.5W
<b>Lightsource Lumens</b>	500
<b>CRI</b>	>90
<b>Colour Temperature</b>	3000K
<b>Dimmability</b>	Button Dimmable
<b>Voltage</b>	5V
<b>Environment</b>	Indoor & Outdoor, IP44 (Store inside)
<b>Spares</b>	LEDPB04; POBAT02
<b>Certification/Electrical Class</b>	Certified for NZ/AUS



<b>OPALESCENT/BLACK</b>	
<b>Code</b>	MESP01OP-PHUN01M1
<b>Shade Code</b>	MES01OP
<b>Shade Material</b>	Polycarbonate
<b>Shade Colour/Finish</b>	Opalescent, Tinted
<b>Fitting Code</b>	LEDPH01BKUN
<b>Fitting Material</b>	Nylon
<b>Fitting Colour/Finish</b>	Black, Woven
<b>Base Material</b>	Polycarbonate, Mild Steel, Aluminium
<b>Base Colour/Finish</b>	Black, Gloss
<b>Service Offer</b>	Quick Ship

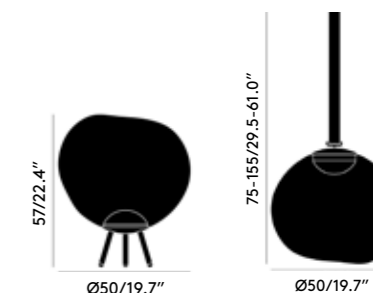
<b>BRONZE/BLACK</b>	
<b>Code</b>	MESP01BR-PHUN01M1
<b>Shade Code</b>	MES01BR
<b>Shade Material</b>	Polycarbonate
<b>Shade Colour/Finish</b>	Bronze, Mirrored
<b>Fitting Code</b>	LEDPH01BKUN
<b>Fitting Material</b>	Nylon
<b>Fitting Colour/Finish</b>	Black, Woven
<b>Base Material</b>	Polycarbonate, Mild Steel, Aluminium
<b>Base Colour/Finish</b>	Black, Gloss
<b>Service Offer</b>	NEW

# MELT PORTABLE LARGE LED



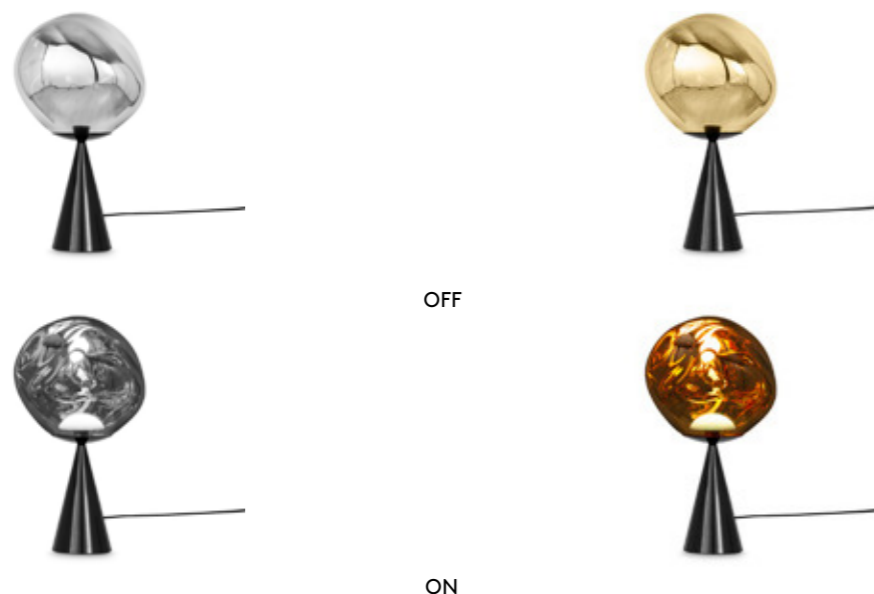
Melt is evocative of molten glass, the interior of a melting glacier or images of deep space. An imperfect, organic and naturalistic light that produces a mesmerizing hot-blown glass effect. Introducing a new standard fitting to the series, which works across our large polycarbonate shades creating a dramatic portable light that can be used indoors and outdoors. Designed with a tripod base, this light also comes with an easy hanging strap, giving you the option to suspend from a tree or pergola. Also available with a dichroic filter accessory which channels the light of our powerful LED driver into constituent parts of the spectrum, giving the already crazed internal reflection an additional chromatic boost.

<b>Year of Design</b>	2024
<b>Product Weight</b>	2.90kg
<b>Finishing Process</b>	Semi-Metallised, Powder Coated
<b>Surface Mount Shape/Diameter</b>	Belt strap, L100 x W5cm
<b>Battery Operating Time</b>	Approx 6-8 hours
<b>Battery Charging Time</b>	5 hours
<b>Cable Spec</b>	AWM 2464 22AWG VW-1 1A 80 °C 300V
<b>Cable Type/Length</b>	USB-C to USB-C, 200cm
<b>Light Source</b>	4.5W LED
<b>Max Wattage</b>	4.5W
<b>Lightsource Lumens</b>	500
<b>CRI</b>	>90
<b>Colour Temperature</b>	3000K
<b>Dimmability</b>	Button Dimmable
<b>Voltage</b>	5V
<b>Environment</b>	Indoor & Outdoor, IP44 (Store inside)
<b>Spares</b>	LEDPB04; POBAT02
<b>Certification/Electrical Class</b>	Certified for NZ/AUS



<b>SILVER/DICHROIC/BLACK</b>	
<b>Code</b>	MESP01CHD-PHUN01M1
<b>Shade Code</b>	MES01CH
<b>Shade Material</b>	Polycarbonate
<b>Shade Colour/Finish</b>	Silver, Mirrored
<b>Fitting Code</b>	LEDPH01BKUN
<b>Fitting Material</b>	Nylon
<b>Fitting Colour/Finish</b>	Black, Woven
<b>Base Code</b>	LEDPH01BKUN
<b>Base Material</b>	Polycarbonate, Mild Steel, Aluminium
<b>Base Colour/Finish</b>	Black, Gloss
<b>Service Offer</b>	NEW

# MELT CONE FAT TABLE LED



Melt is evocative of molten glass, the interior of a melting glacier or images of deep space. An imperfect, organic and naturalistic light that produces a mesmerizing hot-blown glass effect. Melt is created through a process of blow moulding and vacuum metallisation to achieve melted orbs with abundant and unusual luminosity. Here the orb sits on a cone-shaped base creating a striking silhouette.

<b>Year of Design</b>	2021
<b>Product Weight</b>	1.70kg
<b>Finishing Process</b>	Semi-Metallised, Powder Coated
<b>Cable Spec</b>	UL E348531 2x0,75mm <sup>2</sup> , 300V, 80°C
<b>Cable Type/Length</b>	Black Fabric, 250cm
<b>Light Source</b>	6W LED
<b>Max Wattage</b>	7.5W
<b>Lightsource Lumens</b>	800
<b>CRI</b>	>90
<b>Colour Temperature</b>	3000K
<b>Dimmability</b>	Inline Dimmable
<b>Voltage</b>	100-240V
<b>Environment</b>	IndoorIP20
<b>Spares</b>	LEDRING02A; LEDTC11UN
<b>Certification/Electrical Class</b>	Certified for NZ/AUS

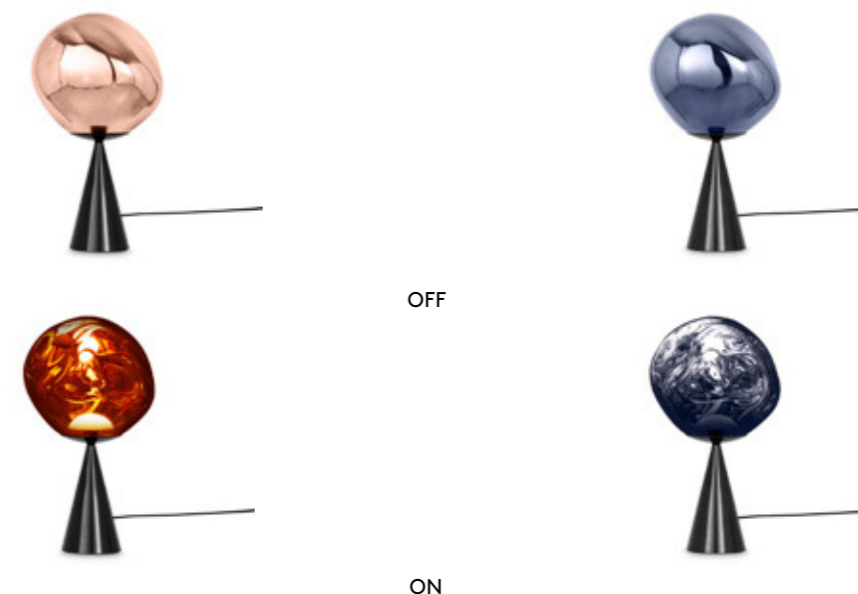


<b>SILVER/BLACK</b>	
<b>Code</b>	MES02CH-TUN01M2
<b>Shade Code</b>	MES02CH
<b>Shade Material</b>	Polycarbonate
<b>Shade Colour/Finish</b>	Silver, Mirrored
<b>Fitting Code</b>	LEDTC11UN
<b>Base Code</b>	CONT01BKUN; LEDTC11UN
<b>Base Material</b>	Steel
<b>Base Colour/Finish</b>	Black, Gloss
<b>Service Offer</b>	Quick Ship

<b>GOLD</b>	
<b>Code</b>	MES02GO-TUN01M2
<b>Shade Code</b>	MES02G
<b>Shade Material</b>	Polycarbonate
<b>Shade Colour/Finish</b>	Gold, Mirrored
<b>Fitting Code</b>	LEDTC11UN
<b>Base Code</b>	CONT01BKUN; LEDTC11UN
<b>Base Material</b>	Steel
<b>Base Colour/Finish</b>	Black, Gloss
<b>Service Offer</b>	Quick Ship



# MELT CONE FAT TABLE LED



Melt is evocative of molten glass, the interior of a melting glacier or images of deep space. An imperfect, organic and naturalistic light that produces a mesmerizing hot-blown glass effect. Melt is created through a process of blow moulding and vacuum metallisation to achieve melted orbs with abundant and unusual luminosity. Here the orb sits on a cone-shaped base creating a striking silhouette.

<b>Year of Design</b>	2021
<b>Product Weight</b>	1.70kg
<b>Finishing Process</b>	Semi-Metallised, Powder Coated
<b>Cable Spec</b>	UL E348531 2x0,75mm <sup>2</sup> , 300V, 80°C
<b>Cable Type/Length</b>	Black Fabric, 250cm
<b>Light Source</b>	6W LED
<b>Max Wattage</b>	7.5W
<b>Lightsource Lumens</b>	800
<b>CRI</b>	>90
<b>Colour Temperature</b>	3000K
<b>Dimmability</b>	Inline Dimmable
<b>Voltage</b>	100-240V
<b>Environment</b>	IndoorIP20
<b>Spares</b>	LEDRING02A; LEDTC11UN
<b>Certification/Electrical Class</b>	Certified for NZ/AUS



<b>COPPER</b>	
<b>Code</b>	MES02CO-TUN01M2
<b>Shade Code</b>	MES02CO
<b>Shade Material</b>	Polycarbonate
<b>Shade Colour/Finish</b>	Copper, Mirrored
<b>Fitting Code</b>	LEDTC11UN
<b>Base Code</b>	CONT01BKUN; LEDTC11UN
<b>Base Material</b>	Steel
<b>Base Colour/Finish</b>	Black, Gloss
<b>Service Offer</b>	Quick Ship

<b>SMOKE</b>	
<b>Code</b>	MES02SM-TUN01M2
<b>Shade Code</b>	MES02SM
<b>Shade Material</b>	Polycarbonate
<b>Shade Colour/Finish</b>	Smoke, Mirrored
<b>Fitting Code</b>	LEDTC11UN
<b>Base Code</b>	CONT01BKUN; LEDTC11UN
<b>Base Material</b>	Steel
<b>Base Colour/Finish</b>	Black, Gloss
<b>Service Offer</b>	Quick Ship



## MELT CONE FAT TABLE LED



OFF



ON



Melt is evocative of molten glass, the interior of a melting glacier or images of deep space. An imperfect, organic and naturalistic light that produces a mesmerizing hot-blown glass effect. Melt is created through a process of blow moulding and vacuum metallisation to achieve melted orbs with abundant and unusual luminosity. Here the orb sits on a cone-shaped base creating a striking silhouette.

Year of Design	2021
Product Weight	1.70kg
Finishing Process	Semi-Metallised, Powder Coated, Tinted
Cable Spec	UL E348531 2x0,75mm <sup>2</sup> , 300V, 80°C
Cable Type/Length	Black Fabric, 250cm
Light Source	6W LED
Max Wattage	7.5W
Lightsource Lumens	800
CRI	>90
Colour Temperature	3000K standard (2700K accessory available)
Dimmability	Inline Dimmable
Voltage	100-240V
Environment	IndoorIP20
Spares	LEDRING02A or LEDRING12A; LEDTC11UN
Certification/Electrical Class	Certified for NZ/AUS



## OPALESCENT/BLACK

Code	MES02OP-TUN01M2
Shade Code	MES02OP
Shade Material	Polycarbonate
Shade Colour/Finish	Opalescent, Tinted
Fitting Code	LEDTC11UN
Base Code	CONT01BKUN; LEDTC11UN
Base Material	Steel
Base Colour/Finish	Black, Gloss
Service Offer	Quick Ship

## BRONZE

Code	MES02BR-TUN01M2
Shade Code	MES02BR
Shade Material	Polycarbonate
Shade Colour/Finish	Bronze, Mirrored
Fitting Code	LEDTC11UN
Base Code	CONT01BKUN; LEDTC11UN
Base Material	Steel
Base Colour/Finish	Black, Gloss
Service Offer	Quick Ship



465/18"

25/9.5"


## MELT CONE FAT TABLE LED



OFF



ON



Melt is evocative of molten glass, the interior of a melting glacier or images of deep space. An imperfect, organic and naturalistic light that produces a mesmerizing hot-blown glass effect. Melt is created through a process of blow moulding and vacuum metallisation to achieve melted orbs with abundant and unusual luminosity. Here the orb sits on a cone-shaped base creating a striking silhouette.

Year of Design	2021
Product Weight	1.70kg
Finishing Process	Semi-Metallised, Powder Coated, Tinted
Cable Spec	UL E348531 2x0,75mm <sup>2</sup> , 300V, 80°C
Cable Type/Length	Black Fabric, 250cm
Light Source	6W LED
Max Wattage	7.5W
Lightsource Lumens	800
CRI	>90
Colour Temperature	3000K standard (2700K accessory available)
Dimmability	Inline Dimmable
Voltage	100-240V
Environment	IndoorIP20
Spares	LEDRING02A or LEDRING12A; LEDTC11UN
Certification/Electrical Class	Certified for NZ/AUS



## OPALESCENT/SILVER

Code	MES02OP-TUN02M2
Shade Code	MES02OP
Shade Material	Polycarbonate
Shade Colour/Finish	Opalescent, Tinted
Fitting Code	LEDTC11UN
Base Code	CONT01SSUN; LEDTC11UN
Base Material	Steel
Base Colour/Finish	Silver, Polished
Service Offer	Quick Ship

## SILVER/SILVER

Code	MES02CH-TUN01M2
Shade Code	MES02CH
Shade Material	Polycarbonate
Shade Colour/Finish	Silver, Mirrored
Fitting Code	LEDTC11UN
Base Code	CONT01SSUN; LEDTC11UN
Base Material	Steel
Base Colour/Finish	Black, Gloss
Service Offer	Quick Ship



465/18"

25/9.5"

# MELT TABLE



OFF



ON

Melt is evocative of molten glass, the interior of a melting glacier or images of deep space. An imperfect, organic and naturalistic light that produces a mesmerizing hot-blown glass effect. Melt is created through a process of blow moulding and vacuum metallisation to achieve melted orbs with abundant and unusual luminosity. Here the orb sits on a tube-shaped base.

COPPER	
Code	MET01COEU
Shade Code	MES02CO
Shade Material	Polycarbonate
Shade Colour/Finish	Copper, Mirrored
Base Material	Steel
Base Colour/Finish	Copper, Polished
Service Offer	Quick Ship


Year of Design	2015
Product Weight	2.86kg
Finishing Process	Semi-Metallised, Plated
Power Method	Mains
Cable Spec	SPT-2, 2x18AWG, 300 V
Cable Type/Length	Black Fabric, 250cm
Light Source	E14, Light Source Not Included
Dimmability	Inline Dimmable
Voltage	220-240V
Environment	Indoor
Certification/Electrical Class	



# MELT CONE SLIM FLOOR LED



OFF



ON

Melt is evocative of molten glass, the interior of a melting glacier or images of deep space. An imperfect, organic and naturalistic light that produces a mesmerizing hot-blown glass effect. Melt is created through a process of blow moulding and vacuum metallisation to achieve melted orbs with abundant and unusual luminosity. Here the orb rests on a slender base, creating an elegant and intriguing silhouette.

SILVER	
Code	MES01CH-FUN04M2
Shade Code	MES01CH
Shade Material	Polycarbonate
Shade Colour/Finish	Silver, Mirrored
Fitting Code	LEDFC11UN
Base Code	CONF04BKUN; LEDFC11UN
Base Material	Carbon Fibre, Steel
Base Colour/Finish	Black, Gloss
Service Offer	Quick Ship

Year of Design	2019
Product Weight	6.45kg
Finishing Process	Semi-Metallised, Roll wrapped
Cable Spec	UL E348531 2x0,75mm2, 300V, 80°C
Cable Type/Length	Black Fabric, 250cm
Light Source	6W LED
Max Wattage	7.5W
Lightsource Lumens	800
CRI	>90
Colour Temperature	3000K
Dimmability	Inline Dimmable
Voltage	100-240V
Environment	IndoorIP20
Spares	LEDRING02A; LEDFC11UN
Certification/Electrical Class	Certified for NZ/AUS



GOLD	
Code	MES01GO-FUN04M2
Shade Code	MES01G
Shade Material	Polycarbonate
Shade Colour/Finish	Gold, Mirrored
Fitting Code	LEDFC11UN
Base Code	CONF04BKUN; LEDFC11UN
Base Material	Carbon Fibre, Steel
Base Colour/Finish	Black, Gloss
Service Offer	Quick Ship



# MELT CONE SLIM FLOOR LED



OFF



ON

Melt is evocative of molten glass, the interior of a melting glacier or images of deep space. An imperfect, organic and naturalistic light that produces a mesmerizing hot-blown glass effect. Melt is created through a process of blow moulding and vacuum metallisation to achieve melted orbs with abundant and unusual luminosity. Here the orb rests on a slender base, creating an elegant and intriguing silhouette.

Year of Design	2019
Product Weight	6.45kg
Finishing Process	Semi-Metallised, Roll wrapped
Cable Spec	UL E348531 2x0,75mm <sup>2</sup> , 300V, 80°C
Cable Type/Length	Black Fabric, 250cm
Light Source	6W LED
Max Wattage	7.5W
Lightsource Lumens	800
CRI	>90
Colour Temperature	3000K
Dimmability	Inline Dimmable
Voltage	100-240V
Environment	IndoorIP20
Spares	LEDRING02A; LEDFC11UN
Certification/Electrical Class	Certified for NZ/AUS



## COPPER

Code	MES01CO-FUN04M2
Shade Code	MES01CO
Shade Material	Polycarbonate
Shade Colour/Finish	Copper, Mirrored
Fitting Code	LEDFC11UN
Base Code	CONF04BKUN; LEDFC11UN
Base Material	Carbon Fibre, Steel
Base Colour/Finish	Black, Gloss
Service Offer	Quick Ship

## SMOKE

Code	MES01SM-FUN04M2
Shade Code	MES01SM
Shade Material	Polycarbonate
Shade Colour/Finish	Smoke, Mirrored
Fitting Code	LEDFC11UN
Base Code	CONF04BKUN; LEDFC11UN
Base Material	Carbon Fibre, Steel
Base Colour/Finish	Black, Gloss
Service Offer	Quick Ship



180/71"

50/19.5"

# MELT CONE SLIM FLOOR LED



OFF



ON

Melt is evocative of molten glass, the interior of a melting glacier or images of deep space. An imperfect, organic and naturalistic light that produces a mesmerizing hot-blown glass effect. Melt is created through a process of blow moulding and vacuum metallisation to achieve melted orbs with abundant and unusual luminosity. Here the orb rests on a slender base, creating an elegant and intriguing silhouette.

Year of Design	2019
Product Weight	6.45kg
Finishing Process	Semi-Metallised, Roll wrapped, Tinted
Cable Spec	UL E348531 2x0,75mm <sup>2</sup> , 300V, 80°C
Cable Type/Length	Black Fabric, 250cm
Light Source	6W LED
Max Wattage	7.5W
Lightsource Lumens	800
CRI	>90
Colour Temperature	3000K
Dimmability	Inline Dimmable
Voltage	100-240V
Environment	IndoorIP20
Spares	LEDRING02A; LEDFC11UN
Certification/Electrical Class	Certified for NZ/AUS



180/71"

50/19.5"

## BRONZE

Code	MES01BR-FUN04M2
Shade Code	MES01BR
Shade Material	Polycarbonate
Shade Colour/Finish	Bronze, Mirrored
Fitting Code	LEDFC11UN
Base Code	CONF04BKUN; LEDFC11UN
Base Material	Carbon Fibre, Steel
Base Colour/Finish	Black, Gloss
Service Offer	Quick Ship

## OPALESCENT

Code	MES01OP-FUN04M2
Shade Code	MES01OP
Shade Material	Polycarbonate
Shade Colour/Finish	Opalescent, Tinted
Fitting Code	LEDFC11UN
Base Code	CONF04BKUN; LEDFC11UN
Base Material	Carbon Fibre, Steel
Base Colour/Finish	Black, Gloss
Service Offer	Quick Ship

# MELT CONE FAT FLOOR LED



Melt is evocative of molten glass, the interior of a melting glacier or images of deep space. An imperfect, organic and naturalistic light that produces a mesmerizing hot-blown glass effect. Melt is created through a process of blow moulding and vacuum metallisation to achieve melted orbs with abundant and unusual luminosity. Here the orb sits on a cone-shaped base creating a striking silhouette.

<b>Year of Design</b>	2021
<b>Product Weight</b>	12.00kg
<b>Finishing Process</b>	Semi-Metallised, Powder Coated
<b>Cable Spec</b>	UL E348531 2x0,75mm2, 300V, 80°C
<b>Cable Type/Length</b>	Black Fabric, 250cm
<b>Light Source</b>	6W LED
<b>Max Wattage</b>	7.5W
<b>Lightsource Lumens</b>	800
<b>CRI</b>	>90
<b>Colour Temperature</b>	3000K
<b>Dimmability</b>	Inline Dimmable
<b>Voltage</b>	100-240V
<b>Environment</b>	IndoorIP20
<b>Spares</b>	LEDRING02A; LEDFC11UN
<b>Certification/Electrical Class</b>	Certified for NZ/AUS




<b>SILVER</b>	
<b>Code</b>	MES01CH-FUN03M2
<b>Shade Code</b>	MES01CH
<b>Shade Material</b>	Polycarbonate
<b>Shade Colour/Finish</b>	Silver, Mirrored
<b>Fitting Code</b>	LEDFC11UN
<b>Base Code</b>	CONF03BKUN; LEDFC11UN
<b>Base Material</b>	Steel
<b>Base Colour/Finish</b>	Black, Gloss
<b>Service Offer</b>	Quick Ship

<b>GOLD</b>	
<b>Code</b>	MES01GO-FUN03M2
<b>Shade Code</b>	MES01G
<b>Shade Material</b>	Polycarbonate
<b>Shade Colour/Finish</b>	Gold, Mirrored
<b>Fitting Code</b>	LEDFC11UN
<b>Base Code</b>	CONF03BKUN; LEDFC11UN
<b>Base Material</b>	Steel
<b>Base Colour/Finish</b>	Black, Gloss
<b>Service Offer</b>	Quick Ship



# MELT CONE FAT FLOOR LED



Melt is evocative of molten glass, the interior of a melting glacier or images of deep space. An imperfect, organic and naturalistic light that produces a mesmerizing hot-blown glass effect. Melt is created through a process of blow moulding and vacuum metallisation to achieve melted orbs with abundant and unusual luminosity. Here the orb sits on a cone-shaped base creating a striking silhouette.

<b>Year of Design</b>	2021
<b>Product Weight</b>	12.00kg
<b>Finishing Process</b>	Semi-Metallised, Powder Coated
<b>Cable Spec</b>	UL E348531 2x0,75mm2, 300V, 80°C
<b>Cable Type/Length</b>	Black Fabric, 250cm
<b>Light Source</b>	6W LED
<b>Max Wattage</b>	7.5W
<b>Lightsource Lumens</b>	800
<b>CRI</b>	>90
<b>Colour Temperature</b>	3000K
<b>Dimmability</b>	Inline Dimmable
<b>Voltage</b>	100-240V
<b>Environment</b>	IndoorIP20
<b>Spares</b>	LEDRING02A; LEDFC11UN
<b>Certification/Electrical Class</b>	Certified for NZ/AUS



<b>COPPER</b>	
<b>Code</b>	MES01CO-FUN03M2
<b>Shade Code</b>	MES01CO
<b>Shade Material</b>	Polycarbonate
<b>Shade Colour/Finish</b>	Copper, Mirrored
<b>Fitting Code</b>	LEDFC11UN
<b>Base Code</b>	CONF03BKUN; LEDFC11UN
<b>Base Material</b>	Steel
<b>Base Colour/Finish</b>	Black, Gloss
<b>Service Offer</b>	Quick Ship

<b>SMOKE</b>	
<b>Code</b>	MES01SM-FUN03M2
<b>Shade Code</b>	MES01SM
<b>Shade Material</b>	Polycarbonate
<b>Shade Colour/Finish</b>	Smoke, Mirrored
<b>Fitting Code</b>	LEDFC11UN
<b>Base Code</b>	CONF03BKUN; LEDFC11UN
<b>Base Material</b>	Steel
<b>Base Colour/Finish</b>	Black, Gloss
<b>Service Offer</b>	Quick Ship



# MELT CONE FAT FLOOR LED



OFF



ON

Melt is evocative of molten glass, the interior of a melting glacier or images of deep space. An imperfect, organic and naturalistic light that produces a mesmerizing hot-blown glass effect. Melt is created through a process of blow moulding and vacuum metallisation to achieve melted orbs with abundant and unusual luminosity. Here the orb sits on a cone-shaped base creating a striking silhouette.

<b>Year of Design</b>	2021
<b>Product Weight</b>	12.00kg
<b>Finishing Process</b>	Semi-Metallised, Powder Coated, Tinted
<b>Cable Spec</b>	UL E348531 2x0,75mm2, 300V, 80°C
<b>Cable Type/Length</b>	Black Fabric, 250cm
<b>Light Source</b>	6W LED
<b>Max Wattage</b>	7.5W
<b>Lightsource Lumens</b>	800
<b>CRI</b>	>90
<b>Colour Temperature</b>	3000K standard (2700K accessory available)
<b>Dimmability</b>	Inline Dimmable
<b>Voltage</b>	100-240V
<b>Environment</b>	IndoorIP20
<b>Spares</b>	LEDRING02A or LEDRING12A; LEDTC11UN
<b>Certification/Electrical Class</b>	Certified for NZ/AUS



## OPALESCENT/BLACK

<b>Code</b>	MES01OP-FUN03M2
<b>Shade Code</b>	MES01OP
<b>Shade Material</b>	Polycarbonate
<b>Shade Colour/Finish</b>	Opalescent, Tinted
<b>Fitting Code</b>	LEDFC11UN
<b>Base Code</b>	CONF03BKUN; LEDFC11UN
<b>Base Material</b>	Steel
<b>Base Colour/Finish</b>	Black, Gloss
<b>Service Offer</b>	Quick Ship

## BRONZE

<b>Code</b>	MES01BR-FUN03M2
<b>Shade Code</b>	MES01BR
<b>Shade Material</b>	Polycarbonate
<b>Shade Colour/Finish</b>	Bronze, Mirrored
<b>Fitting Code</b>	LEDFC11UN
<b>Base Code</b>	CONF03BKUN; LEDFC11UN
<b>Base Material</b>	Steel
<b>Base Colour/Finish</b>	Black, Gloss
<b>Service Offer</b>	Quick Ship



# MELT CONE FAT FLOOR LED



OFF



ON

Melt is evocative of molten glass, the interior of a melting glacier or images of deep space. An imperfect, organic and naturalistic light that produces a mesmerizing hot-blown glass effect. Melt is created through a process of blow moulding and vacuum metallisation to achieve melted orbs with abundant and unusual luminosity. Here the orb sits on a cone-shaped base creating a striking silhouette.

<b>Year of Design</b>	2021
<b>Product Weight</b>	12.00kg
<b>Finishing Process</b>	Semi-Metallised, Plated, Tinted
<b>Cable Spec</b>	UL E348531 2x0,75mm2, 300V, 80°C
<b>Cable Type/Length</b>	Black Fabric, 250cm
<b>Light Source</b>	6W LED
<b>Max Wattage</b>	7.5W
<b>Lightsource Lumens</b>	800
<b>CRI</b>	>90
<b>Colour Temperature</b>	3000K standard (2700K accessory available)
<b>Dimmability</b>	Inline Dimmable
<b>Voltage</b>	100-240V
<b>Environment</b>	IndoorIP20
<b>Spares</b>	LEDRING02A or LEDRING12A; LEDTC11UN
<b>Certification/Electrical Class</b>	Certified for NZ/AUS



## OPALESCENT/SILVER

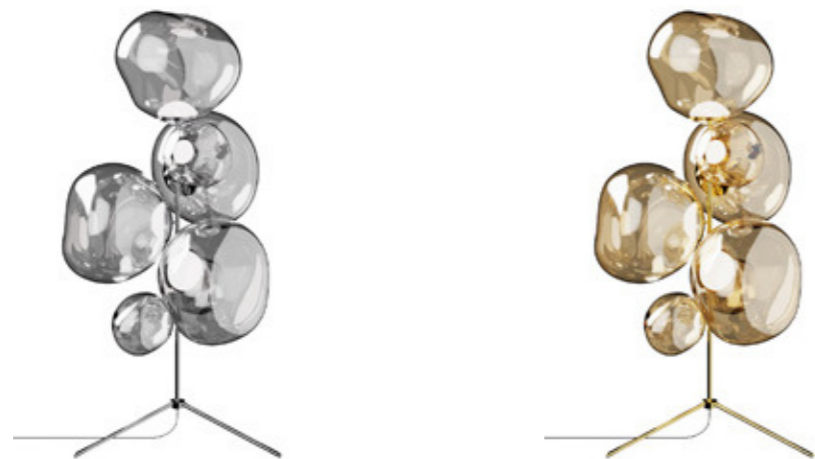
<b>Code</b>	MES01OP-FUN05M2
<b>Shade Code</b>	MES01OP
<b>Shade Material</b>	Polycarbonate
<b>Shade Colour/Finish</b>	Opalescent, Tinted
<b>Fitting Code</b>	LEDFC11UN
<b>Base Code</b>	CONF03SSUN; LEDFC11UN
<b>Base Material</b>	Steel
<b>Base Colour/Finish</b>	Silver, Polished
<b>Service Offer</b>	Quick Ship

## SILVER

<b>Code</b>	MES01CH-FUN05M2
<b>Shade Code</b>	MES01CH
<b>Shade Material</b>	Polycarbonate
<b>Shade Colour/Finish</b>	Silver, Mirrored
<b>Fitting Code</b>	LEDFC11UN
<b>Base Code</b>	CONF03SSUN; LEDFC11UN
<b>Base Material</b>	Steel
<b>Base Colour/Finish</b>	Silver, Polished
<b>Service Offer</b>	Quick Ship



# MELT FLOOR CHANDELIER LED

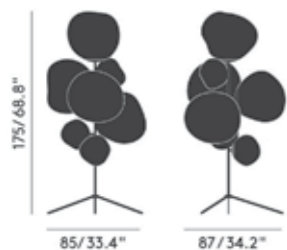


Melt is evocative of molten glass, the interior of a melting glacier or images of deep space. An imperfect, organic and naturalistic light that produces a mesmerizing hot-blown glass effect. Melt is created through a process of blow moulding and vacuum metallisation to achieve melted orbs with abundant and unusual luminosity. The floor chandelier features a mix of mini and large shades to create a stunning voluminous silhouette.

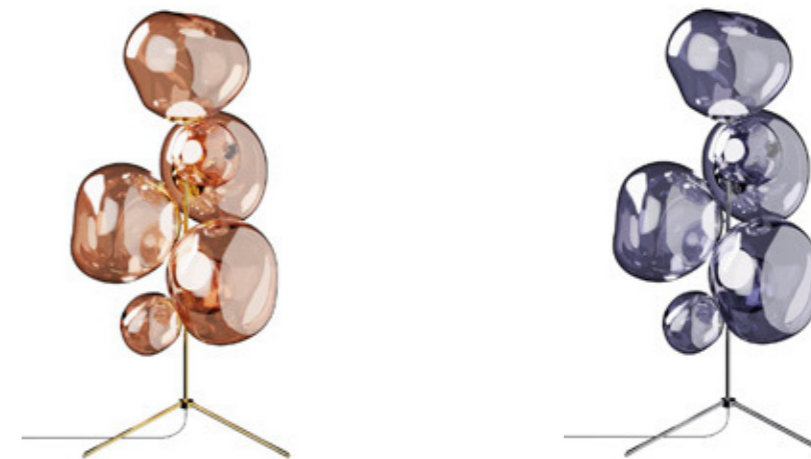
Year of Design	2016
Year of Re-Design	2024
Product Weight	14.25kg
Finishing Process	Semi-Metallised, Plated
Power Method	Mains
Cable Spec	UL E348531 2x0,75mm <sup>2</sup> , 300V, 80°C
Cable Type/Length	Black Fabric, 250cm
Light Source	7 x 6W LED
Max Wattage	48W
Lightsource Lumens	7 x 800
CRI	>90
Colour Temperature	3000K
Dimmability	Inline Dimmable
Voltage	100-240V
Environment	IndoorIP20
Spares	7 x LEDRING02A; LEDFC02UN
Certification/Electrical Class	

<b>SILVER</b>	
Code	MESC01CH-FUN01M1
Shade Code	4 X MES01CH; 3 X MES02CH
Shade Material	Polycarbonate
Shade Colour/Finish	Silver, Mirrored
Fitting Code	LEDFC02UN
Base Code	SCLED01CH; LEDFC02UN
Base Material	Steel
Base Colour/Finish	Silver, Polished
Service Offer	Quick Ship

<b>GOLD</b>	
Code	MESC01GO-FUN01M1
Shade Code	4 X MES01G; 3 X MES02G
Shade Material	Polycarbonate
Shade Colour/Finish	Gold, Mirrored
Fitting Code	LEDFC02UN
Base Code	SCLED01GO; LEDFC02UN
Base Material	Steel
Base Colour/Finish	Gold, Polished
Service Offer	Quick Ship



# MELT FLOOR CHANDELIER LED

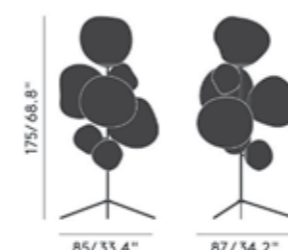


Melt is evocative of molten glass, the interior of a melting glacier or images of deep space. An imperfect, organic and naturalistic light that produces a mesmerizing hot-blown glass effect. Melt is created through a process of blow moulding and vacuum metallisation to achieve melted orbs with abundant and unusual luminosity. The floor chandelier features a mix of mini and large shades to create a stunning voluminous silhouette.

Year of Design	2016
Year of Re-Design	2024
Product Weight	14.25kg
Finishing Process	Semi-Metallised, Plated
Power Method	Mains
Cable Spec	UL E348531 2x0,75mm <sup>2</sup> , 300V, 80°C
Cable Type/Length	Black Fabric, 250cm
Light Source	7 x 6W LED
Max Wattage	48W
Lightsource Lumens	7 x 800
CRI	>90
Colour Temperature	3000K
Dimmability	Inline Dimmable
Voltage	100-240V
Environment	IndoorIP20
Spares	7 x LEDRING02A; LEDFC02UN
Certification/Electrical Class	

<b>COPPER, GOLD</b>	
Code	MESC01CO-FUN01M1
Shade Code	4 X MES01CO; 3 X MES02CO
Shade Material	Polycarbonate
Shade Colour/Finish	Copper, Mirrored
Fitting Code	LEDFC02UN
Base Code	SCLED01GO; LEDFC02UN
Base Material	Steel
Base Colour/Finish	Gold, Polished
Service Offer	Quick Ship

<b>SMOKE, SILVER</b>	
Code	MESC01SM-FUN01M1
Shade Code	4 X MES01SM; 3 X MES02SM
Shade Material	Polycarbonate
Shade Colour/Finish	Smoke, Mirrored
Fitting Code	LEDFC02UN
Base Code	SCLED01CH; LEDFC02UN
Base Material	Steel
Base Colour/Finish	Silver, Polished
Service Offer	Quick Ship

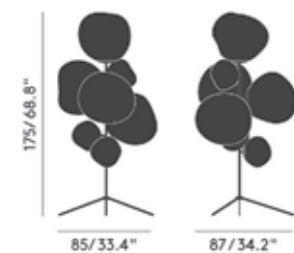


# MELT FLOOR CHANDELIER LED



Melt is evocative of molten glass, the interior of a melting glacier or images of deep space. An imperfect, organic and naturalistic light that produces a mesmerizing hot-blown glass effect. Melt is created through a process of blow moulding and vacuum metallisation to achieve melted orbs with abundant and unusual luminosity. The floor chandelier features a mix of mini and large shades to create a stunning voluminous silhouette.

<b>Year of Design</b>	2016
<b>Year of Re-Design</b>	2024
<b>Product Weight</b>	14.25kg
<b>Finishing Process</b>	Semi-Metallised, Plated, Tinted
<b>Power Method</b>	Mains
<b>Cable Spec</b>	UL E348531 2x0,75mm2, 300V, 80°C
<b>Cable Type/Length</b>	Black Fabric, 250cm
<b>Light Source</b>	7 x 6W LED
<b>Max Wattage</b>	48W
<b>Lightsource Lumens</b>	7 x 800
<b>CRI</b>	>90
<b>Colour Temperature</b>	3000K standard (2700K accessory available)
<b>Dimmability</b>	Inline Dimmable
<b>Voltage</b>	100-240V
<b>Environment</b>	IndoorIP20
<b>Spares</b>	7 x LEDRING02A; LEDFC02UN
<b>Certification/Electrical Class</b>	

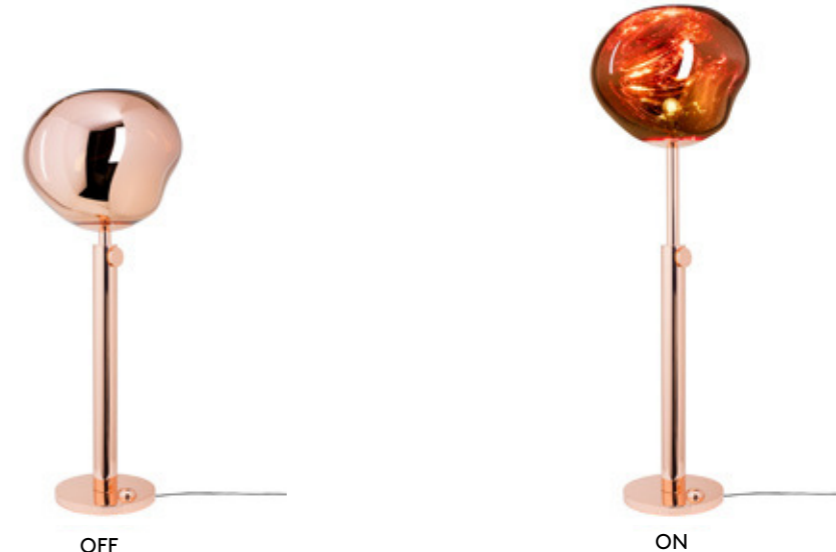


<b>OPALESCENT, SILVER</b>	
<b>Code</b>	MESC01OP-FUN01M1
<b>Shade Code</b>	4 X MES01OP; 3 X MES02OP
<b>Shade Material</b>	Polycarbonate
<b>Shade Colour/Finish</b>	Opalescent, Tinted
<b>Fitting Code</b>	LEDFC02UN
<b>Base Code</b>	SCLED01CH; LEDFC02UN
<b>Base Material</b>	Steel
<b>Base Colour/Finish</b>	Silver, Polished
<b>Service Offer</b>	Quick Ship

<b>OPALESCENT, GOLD</b>	
<b>Code</b>	MESC01OPG-FUN01M1
<b>Shade Code</b>	4 X MES01OP; 3 X MES02OP
<b>Shade Material</b>	Polycarbonate
<b>Shade Colour/Finish</b>	Opalescent, Tinted
<b>Fitting Code</b>	LEDFC02UN
<b>Base Code</b>	SCLED01GO; LEDFC02UN
<b>Base Material</b>	Steel
<b>Base Colour/Finish</b>	Gold, Polished
<b>Service Offer</b>	Quick Ship

<b>BRONZE/GOLD</b>	
<b>Code</b>	MESC01BR-FUN01M1
<b>Shade Code</b>	4 X MES01BR; 3 X MES02BR
<b>Shade Material</b>	Polycarbonate
<b>Shade Colour/Finish</b>	Bronze, Mirrored
<b>Fitting Code</b>	LEDFC02UN
<b>Base Code</b>	SCLED01GO; LEDFC02UN
<b>Base Material</b>	Steel
<b>Base Colour/Finish</b>	Gold, Polished
<b>Service Offer</b>	Quick Ship

# MELT FLOOR



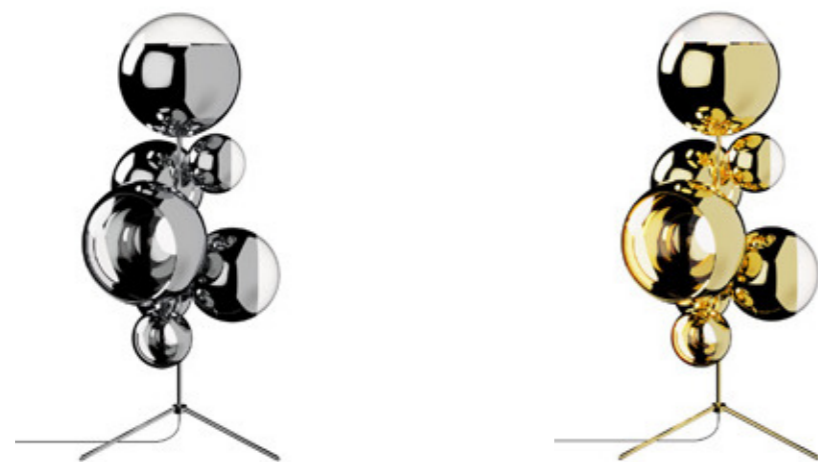
Melt is evocative of molten glass, the interior of a melting glacier or images of deep space. An imperfect, organic and naturalistic light that produces a mesmerizing hot-blown glass effect. Melt is created through a process of blow moulding and vacuum metallisation to achieve melted orbs with abundant and unusual luminosity. Here the orb sits on a tube-shaped base.

<b>Year of Design</b>	2015
<b>Product Weight</b>	10.71kg
<b>Finishing Process</b>	Semi-Metallised, Plated
<b>Power Method</b>	Mains
<b>Cable Spec</b>	H03VVH2-F, 2 x 0,75 mm2
<b>Cable Type/Length</b>	Black Fabric, 250cm
<b>Light Source</b>	E27, Light Source Not Included
<b>Dimmability</b>	Inline Dimmable
<b>Voltage</b>	220-240V
<b>Environment</b>	Indoor
<b>Certification/Electrical Class</b>	



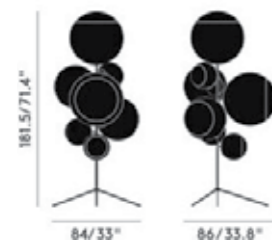
<b>COPPER</b>	
<b>Code</b>	MEF01COEU
<b>Shade Code</b>	MES01CO
<b>Shade Material</b>	Polycarbonate
<b>Shade Colour/Finish</b>	Copper, Mirrored
<b>Base Material</b>	Steel
<b>Base Colour/Finish</b>	Copper, Polished
<b>Service Offer</b>	Quick Ship

# MIRROR BALL FLOOR CHANDELIER LED



Mirror Ball is an ultra-visible, highly reflective object made of a lightweight transparent plastic sphere, coated with a thin layer of aluminium. Inspired by space travel, Mirror Ball is created through hi-tech processes of blow moulding and vacuum metallisation to achieve perfect spheres with an unusual luminosity. Mirror Ball Floor Chandelier features a mix of mini and regular shades, now available in LED.

Year of Design	2016
Year of Re-Design	2024
Product Weight	14.20kg
Finishing Process	Metallised, Plated, PVD
Power Method	Mains
Cable Spec	UL E348531 2x0,75mm <sup>2</sup> , 300V, 80°C
Cable Type/Length	Black Fabric, 250cm
Light Source	7 x 6W LED
Max Wattage	48W
Lightsource Lumens	7 x 800
CRI	>90
Colour Temperature	3000K
Dimmability	Inline Dimmable
Voltage	100-240V
Environment	IndoorIP20
Spares	7 x LEDRING02A; LEDFC02UN
Certification/Electrical Class	



# POSE PORTABLE LED



With anthropomorphic charm, POSE manipulates light into focused, magnified beams with striking effect. A strong silhouette and touch of humour define its personality, while precise adjustability and high light output ensures adaptability and functionality for any space—domestic or contract. The Portable delivers 3W of power and 220lm of light output and is equipped with a special 3-step touch dimmable LED that has the ability to switch between 2700K and 3000K by pushing on the button for 2 seconds.

Year of Design	2024
Product Weight	1.04kg
Finishing Process	Coloured Plastic
Power Method	Rechargeable
Number of Ports	1
Battery Operating Time	Approx 6-9 hours
Battery Charging Time	5 hours
Cable Spec	AWM 2464 22AWG VW-1 1A 80 °C 300V
Cable Type/Length	USB-A to Magnetic, 200cm
Light Source	3W LED
Max Wattage	3W
Lightsource Lumens	220
CRI	>90
Colour Temperature	2700K, 3000K
Dimmability	Touch Dimmable
Voltage	5V
Environment	Indoor & Outdoor, IP20 (Store inside)
Spares	LEDPB03; POBAT01; POMC01; MACAP01CH
Certification/Electrical Class	Certified for NZ/AUS



<b>SILVER</b>	
Code	MBBSC01CH-FUN01M1
Shade Code	2 X MBB50A; 2 X MBB40A; 3 X MBB25A
Shade Material	Polycarbonate
Shade Colour/Finish	Silver, Mirrored
Fitting Code	LEDFC02UN
Base Code	SCLED01CH; LEDFC02UN
Base Material	Steel
Base Colour/Finish	Silver, Polished
Service Offer	Quick Ship

<b>GOLD</b>	
Code	MBBSC01GO-FUN01M1
Shade Code	2 X MBB50G; 2 X MBB40G; 3 X MBB25G
Shade Material	Polycarbonate
Shade Colour/Finish	Gold, Mirrored
Fitting Code	LEDFC02UN
Base Code	SCLED01GO; LEDFC02UN
Base Material	Steel
Base Colour/Finish	Gold, Polished
Service Offer	Quick Ship

<b>PUTTY</b>	
Code	POPO01PUUN
Shade Material	Polycarbonate
Shade Colour/Finish	Putty, Gloss
Base Material	Polycarbonate
Base Colour/Finish	Putty, Gloss
Service Offer	Quick Ship

<b>KELP</b>	
Code	POPO01KEUN
Shade Material	Polycarbonate
Shade Colour/Finish	Kelp, Gloss
Base Material	Polycarbonate
Base Colour/Finish	Kelp, Gloss
Service Offer	Quick Ship

<b>INDIGO</b>	
Code	POPO01INUN
Shade Material	Polycarbonate
Shade Colour/Finish	Indigo, Gloss
Base Material	Polycarbonate
Base Colour/Finish	Indigo, Gloss
Service Offer	Quick Ship

# POSE PORTABLE LED



With anthropomorphic charm, POSE manipulates light into focused, magnified beams with striking effect. A strong silhouette and touch of humour define its personality, while precise adjustability and high light output ensures adaptability and functionality for any space—domestic or contract. The Portable delivers 3W of power and 220lm of light output and is equipped with a special 3-step touch dimmable LED that has the ability to switch between 2700K and 3000K by pushing on the button for 2 seconds.

GOLD	
Code	POPO01GOUN
Shade Material	ABS Plastic
Shade Colour/Finish	Gold, Polished
Base Material	ABS Plastic
Base Colour/Finish	Gold, Polished
Service Offer	Quick Ship

SILVER	
Code	POPO01SSUN
Shade Material	ABS Plastic
Shade Colour/Finish	Silver, Polished
Base Material	ABS Plastic
Base Colour/Finish	Silver, Polished
Service Offer	Quick Ship

BABY BLUE	
Code	POPO01BEUN
Shade Material	Polycarbonate
Shade Colour/Finish	Baby Blue, Gloss
Base Material	Polycarbonate
Base Colour/Finish	Baby Blue, Gloss
Service Offer	NEW

Year of Design	2024
Product Weight	1.04kg
Finishing Process	Coloured Plastic, PVD, Plated
Power Method	Rechargeable
Number of Ports	1
Battery Operating Time	Approx 6-9 hours
Battery Charging Time	5 hours
Cable Spec	AWM 2464 22AWG VW-1 1A 80 °C 300V
Cable Type/Length	USB-A to Magnetic, 200cm
Light Source	3W LED
Max Wattage	3W
Lightsource Lumens	220
CRI	>90
Colour Temperature	2700K, 3000K
Dimmability	Touch Dimmable
Voltage	5V
Environment	Indoor & Outdoor, IP20 (Store inside)
Spares	LEDPB03; POBAT01; POMC01; MACAP01GO
Certification/Electrical Class	Certified for NZ/AUS



# POSE TASK LIGHT LED



With anthropomorphic charm, POSE manipulates light into focused, magnified beams with striking effect. A strong silhouette and touch of humour define its personality, while precise adjustability and high light output ensures adaptability and functionality for any space—domestic or contract. The Task Light delivers 6W of power and 800lm of light output and is equipped with a fully dimmable 2700K LED as standard.

PUTTY	
Code	POTL11PU-TUN01M1
Shade Material	Polycarbonate
Shade Colour/Finish	Putty, Gloss
Fitting Code	LEDTC11UN
Base Material	Polycarbonate
Base Colour/Finish	Putty, Gloss
Service Offer	Quick Ship

KELP	
Code	POTL11KE-TUN01M1
Shade Material	Polycarbonate
Shade Colour/Finish	Kelp, Gloss
Fitting Code	LEDTC11UN
Base Material	Polycarbonate
Base Colour/Finish	Kelp, Gloss
Service Offer	Quick Ship

INDIGO	
Code	POTL11IN-TUN01M1
Shade Material	Polycarbonate
Shade Colour/Finish	Indigo, Gloss
Fitting Code	LEDTC11UN
Base Material	Polycarbonate
Base Colour/Finish	Indigo, Gloss
Service Offer	Quick Ship

Year of Design	2024
Product Weight	2.43kg
Finishing Process	Coloured Plastic
Cable Spec	UL E348531 2x0,75mm2, 300V, 80°C
Cable Type/Length	Black Fabric, 250cm
Light Source	6W LED
Max Wattage	7.5W
Lightsource Lumens	800
CRI	>90
Colour Temperature	2700K
Dimmability	Inline Dimmable
Voltage	100-240V
Environment	Indoor, IP20
Spares	LEDRING12A; LEDTC11UN; MACAP01CH
Certification/Electrical Class	Certified for NZ/AUS



# POSE TASK LIGHT LED



With anthropomorphic charm, POSE manipulates light into focused, magnified beams with striking effect. A strong silhouette and touch of humour define its personality, while precise adjustability and high light output ensures adaptability and functionality for any space—domestic or contract. The Portable delivers 3W of power and 220lm of light output and is equipped with a special 3-step touch dimmable LED that has the ability to switch between 2700K and 3000K by pushing on the button for 2 seconds. The Task Light delivers 6W of power and 800lm of light output and is equipped with a fully dimmable 2700K LED as standard.

Year of Design	2024
Product Weight	2.43kg
Finishing Process	PVD, Plated
Cable Spec	UL E348531 2x0,75mm <sup>2</sup> , 300V, 80°C
Cable Type/Length	Black Fabric, 250cm
Light Source	6W LED
Max Wattage	7.5W
Lightsource Lumens	800
CRI	>90
Colour Temperature	2700K
Dimmability	Inline Dimmable
Voltage	100-240V
Environment	Indoor, IP20
Spares	LEDRING12A; LEDTC11UN; MACAP01CH
Certification/Electrical Class	Certified for NZ/AUS

<b>SILVER</b>	
Code	POTL11SS-TUN01M1
Shade Material	ABS Plastic
Shade Colour/Finish	Silver, Polished
Fitting Code	LEDTC11UN
Base Material	ABS Plastic
Base Colour/Finish	Silver, Polished
Service Offer	Quick Ship

<b>GOLD</b>	
Code	POTL11GO-TUN01M1
Shade Material	ABS Plastic
Shade Colour/Finish	Gold, Polished
Fitting Code	LEDTC11UN
Base Material	ABS Plastic
Base Colour/Finish	Gold, Polished
Service Offer	Quick Ship



# PRESS TABLE LED

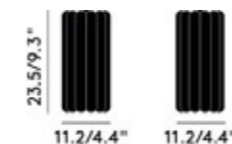


Press is a series of lights made from the thickest and most transparent glass with a satisfyingly rounded linear surface detail. The table light joins the Press collection, a solid weight and timeless design which includes a metal dome cap that can be interchanged depending on the customer's colour preference - silver, gold and black colour options.


Year of Design	2022
Product Weight	2.80kg
Finishing Process	Pressed
Cable Spec	UL E348531 2x0,75mm <sup>2</sup> , 300V, 80°C
Cable Type/Length	Black Fabric, 250cm
Light Source	6W LED
Max Wattage	7.5W
Lightsource Lumens	800
CRI	>90
Colour Temperature	2700K
Dimmability	Inline Dimmable
Voltage	24V
Environment	IndoorIP20
Spares	LEDRING12A; LEDTC11UN
Certification/Electrical Class	Certified for NZ/AUS



<b>CLEAR</b>	
Code	PRT11CL-TUN01M2
Shade Code	PRT11CL
Shade Material	Glass
Shade Colour/Finish	Clear, Gloss
Fitting Code	LEDTC11UN
Base Code	PRT11CL
Base Material	Glass
Base Colour/Finish	Clear, Gloss
Service Offer	Quick Ship



# PRESS TABLE FROSTED LED




The table light joins the Press collection, a solid weight and timeless design which includes a metal dome cap that can be interchanged depending on the customer's colour preference - silver, gold and black colour options.

<b>Year of Design</b>	2022
<b>Product Weight</b>	2.80kg
<b>Finishing Process</b>	Pressed, Sandblasted
<b>Cable Spec</b>	UL E348531 2x0,75mm2, 300V, 80°C
<b>Cable Type/Length</b>	Black Fabric, 250cm
<b>Light Source</b>	6W LED
<b>Max Wattage</b>	7.5W
<b>Lightsource Lumens</b>	800
<b>CRI</b>	>90
<b>Colour Temperature</b>	2700K
<b>Dimmability</b>	Inline Dimmable
<b>Voltage</b>	24V
<b>Environment</b>	IndoorIP20
<b>Spares</b>	LEDRING12A; LEDTC11UN
<b>Certification/Electrical Class</b>	Certified for NZ/AUS



<b>FROSTED</b>	
<b>Code</b>	PRT11FR-TUN01M2
<b>Shade Code</b>	PRT11FR
<b>Shade Material</b>	Glass
<b>Shade Colour/Finish</b>	Frosted, Frosted
<b>Fitting Code</b>	LEDTC11UN
<b>Base Code</b>	PRT11FR
<b>Base Material</b>	Glass
<b>Base Colour/Finish</b>	Frosted, Frosted
<b>Service Offer</b>	NEW



# STONE PORTABLE LED



Stone is inspired by the materiality of the same marble used to build the Taj Mahal. The hard, semi-precious stone bears a unique fingerprint – tactile, heavy and long-lasting. Stone is characterised by a solid outer marble ring that appears to be floating around the light source giving out a soft halo effect. Stone Portable LED has an integrated touch dimmer and offers up to 9 hours of battery life.

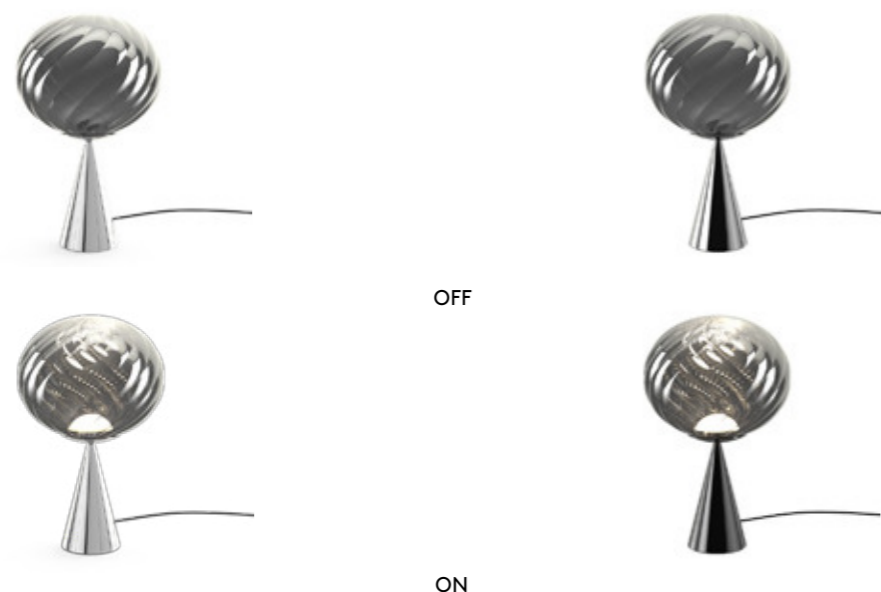
<b>Year of Design</b>	2021
<b>Product Weight</b>	2.30kg
<b>Finishing Process</b>	Polished, Plated
<b>Power Method</b>	Rechargeable
<b>Number of Ports</b>	1
<b>Battery Operating Time</b>	Approx 6-9 hours
<b>Battery Charging Time</b>	5 hours
<b>Cable Spec</b>	AWM 2464 24AWG VW-1 1A 80°C 300V
<b>Cable Type/Length</b>	USB-A to Magnetic, 200cm
<b>Light Source</b>	3W LED
<b>Max Wattage</b>	3W
<b>Lightsource Lumens</b>	160
<b>CRI</b>	>90
<b>Colour Temperature</b>	3000K
<b>Dimmability</b>	Touch Dimmable
<b>Voltage</b>	5V
<b>Environment</b>	Indoor & Outdoor, IP20 (Store inside)
<b>Spares</b>	LEDPB02; POBAT01; POMC01
<b>Certification/Electrical Class</b>	Certified for NZ/AUS



<b>GOLD</b>	
<b>Code</b>	STPO01UN
<b>Shade Material</b>	Marble
<b>Shade Colour/Finish</b>	White, Polished
<b>Base Material</b>	Marble
<b>Base Colour/Finish</b>	White, Polished
<b>Service Offer</b>	Quick Ship

<b>SILVER</b>	
<b>Code</b>	STPO01SSUN
<b>Shade Material</b>	Marble
<b>Shade Colour/Finish</b>	White, Polished
<b>Base Material</b>	Marble
<b>Base Colour/Finish</b>	White, Polished
<b>Service Offer</b>	Quick Ship

# WHIRL CONE FAT TABLE LED



OFF

ON

WHIRL is our latest experiment in mirrored reflections. Inspired by the bold elegance of the Op Art movement, WHIRL captivates with its hypnotic spiral design, transforming light and reflection into an ever-changing myriad of abstract patterns. Each piece is a statement—crafted to intrigue, designed to dazzle. Here, the orb sits atop a cone shaped base, creating a striking, generous silhouette.

<b>Year of Design</b>	2024
<b>Product Weight</b>	1.94kg
<b>Finishing Process</b>	Semi-Metallised, Powder Coated, Plated
<b>Cable Spec</b>	UL E348531 2x0,75mm <sup>2</sup> , 300V, 80°C
<b>Cable Type/Length</b>	Black Fabric, 250cm
<b>Light Source</b>	6W LED
<b>Max Wattage</b>	7.5W
<b>Lightsource Lumens</b>	800
<b>CRI</b>	>90
<b>Colour Temperature</b>	3000K
<b>Dimmability</b>	Inline Dimmable
<b>Voltage</b>	100-240V
<b>Environment</b>	Indoor IP20
<b>Spares</b>	LEDRING02A; LEDTC11UN
<b>Certification/Electrical Class</b>	Certified for NZ/AUS



<b>SILVER/BLACK</b>	
<b>Code</b>	WHS01CH-TUN01M2
<b>Shade Code</b>	WHS01CH
<b>Shade Material</b>	Polycarbonate
<b>Shade Colour/Finish</b>	Silver, Mirrored
<b>Fitting Code</b>	LEDTC11UN
<b>Base Code</b>	CONT01BKUN; LEDTC11UN
<b>Base Material</b>	Steel
<b>Base Colour/Finish</b>	Black, Gloss
<b>Service Offer</b>	NEW

<b>SILVER</b>	
<b>Code</b>	WHS01CH-TUN02M2
<b>Shade Code</b>	WHS01CH
<b>Shade Material</b>	Polycarbonate
<b>Shade Colour/Finish</b>	Silver, Mirrored
<b>Fitting Code</b>	LEDTC11UN
<b>Base Code</b>	CONT01SSUN; LEDTC11UN
<b>Base Material</b>	Steel
<b>Base Colour/Finish</b>	Silver, Polished
<b>Service Offer</b>	NEW



# WHIRL PORTABLE LARGE LED



OFF

ON

WHIRL is our latest experiment in mirrored reflections. Inspired by the bold elegance of the Op Art movement, WHIRL captivates with its hypnotic spiral design, transforming light and reflection into an ever-changing myriad of abstract patterns. Each piece is a statement—crafted to intrigue, designed to dazzle.

<b>Year of Design</b>	2024
<b>Product Weight</b>	2.62kg
<b>Finishing Process</b>	Semi-Metallised, Powder Coated
<b>Surface Mount Shape/Diameter</b>	Belt strap, L100 x W5cm
<b>Battery Operating Time</b>	Approx 6-8 hours
<b>Battery Charging Time</b>	5 hours
<b>Cable Spec</b>	AWM 2464 22AWG VW-1 1A 80 °C 300V
<b>Cable Type/Length</b>	USB-C to USB-C, 200cm
<b>Light Source</b>	4.5W LED
<b>Max Wattage</b>	4.5W
<b>Lightsource Lumens</b>	500
<b>CRI</b>	>90
<b>Colour Temperature</b>	3000K
<b>Dimmability</b>	Button Dimmable
<b>Voltage</b>	5V
<b>Environment</b>	Indoor & Outdoor, IP44 (Store inside)
<b>Spares</b>	LEDPB04; POBAT02
<b>Certification/Electrical Class</b>	Certified for NZ/AUS



<b>SILVER/BLACK</b>	
<b>Code</b>	WHSP01CH-PHUN01M1
<b>Shade Code</b>	WHS02CH
<b>Shade Material</b>	Polycarbonate
<b>Shade Colour/Finish</b>	Silver, Mirrored
<b>Fitting Code</b>	LEDPH01BKUN
<b>Fitting Material</b>	Nylon
<b>Fitting Colour/Finish</b>	Black, Woven
<b>Base Code</b>	LEDPH01BKUN
<b>Base Material</b>	Polycarbonate, Mild Steel, Aluminium
<b>Base Colour/Finish</b>	Black, Gloss
<b>Service Offer</b>	NEW

<b>GOLD/BLACK</b>	
<b>Code</b>	WHSP01GO-PHUN01M1
<b>Shade Code</b>	WHS02GO
<b>Shade Material</b>	Polycarbonate
<b>Shade Colour/Finish</b>	Gold, Mirrored
<b>Fitting Code</b>	LEDPH01BKUN
<b>Fitting Material</b>	Nylon
<b>Fitting Colour/Finish</b>	Black, Woven
<b>Base Code</b>	LEDPH01BKUN
<b>Base Material</b>	Polycarbonate, Mild Steel, Aluminium
<b>Base Colour/Finish</b>	Black, Gloss
<b>Service Offer</b>	NEW

# WHIRL PORTABLE LARGE LED



OFF




ON

WHIRL is our latest experiment in mirrored reflections. Inspired by the bold elegance of the Op Art movement, WHIRL captivates with its hypnotic spiral design, transforming light and reflection into an ever-changing myriad of abstract patterns. Each piece is a statement—crafted to intrigue, designed to dazzle.

<b>Year of Design</b>	2024
<b>Product Weight</b>	2.62kg
<b>Finishing Process</b>	Semi-Metallised, Powder Coated
<b>Surface Mount Shape/Diameter</b>	Belt strap, L100 x W5cm
<b>Battery Operating Time</b>	Approx 6-8 hours
<b>Battery Charging Time</b>	5 hours
<b>Cable Spec</b>	AWM 2464 22AWG VW-1 1A 80 °C 300V
<b>Cable Type/Length</b>	USB-C to USB-C, 200cm
<b>Light Source</b>	4.5W LED
<b>Max Wattage</b>	4.5W
<b>Lightsource Lumens</b>	500
<b>CRI</b>	>90
<b>Colour Temperature</b>	3000K
<b>Dimmability</b>	Button Dimmable
<b>Voltage</b>	5V
<b>Environment</b>	Indoor & Outdoor, IP44 (Store inside)
<b>Spares</b>	LEDPB04; POBAT02
<b>Certification/Electrical Class</b>	Certified for NZ/AUS

**SILVER/DICHROIC/BLACK**

<b>Code</b>	WHSP01CHD-PHUN01M1
<b>Shade Code</b>	WHS02CH
<b>Shade Material</b>	Polycarbonate
<b>Shade Colour/Finish</b>	Silver, Mirrored
<b>Fitting Code</b>	LEDPH01BKUN
<b>Fitting Material</b>	Nylon
<b>Fitting Colour/Finish</b>	Black, Woven
<b>Base Code</b>	LEDPH01BKUN
<b>Base Material</b>	Polycarbonate, Mild Steel, Aluminium
<b>Base Colour/Finish</b>	Black, Gloss
<b>Service Offer</b>	NEW



# WHIRL CONE FAT FLOOR LED



OFF



ON

WHIRL is our latest experiment in mirrored reflections. Inspired by the bold elegance of the Op Art movement, WHIRL captivates with its hypnotic spiral design, transforming light and reflection into an ever-changing myriad of abstract patterns. Each piece is a statement—crafted to intrigue, designed to dazzle. Here, the orb sits above a cone shaped base, creating a striking, generous silhouette.

<b>Year of Design</b>	2024
<b>Product Weight</b>	12.40kg
<b>Finishing Process</b>	Semi-Metallised, Powder Coated
<b>Cable Spec</b>	UL E348531 2x0,75mm2, 300V, 80°C
<b>Cable Type/Length</b>	Black Fabric, 250cm
<b>Light Source</b>	6W LED
<b>Max Wattage</b>	7.5W
<b>Lightsource Lumens</b>	800
<b>CRI</b>	>90
<b>Colour Temperature</b>	3000K
<b>Dimmability</b>	Inline Dimmable
<b>Voltage</b>	100-240V
<b>Environment</b>	IndoorIP20
<b>Spares</b>	LEDRING02A; LEDFC11UN
<b>Certification/Electrical Class</b>	Certified for NZ/AUS

**GOLD/BLACK**

<b>Code</b>	WHS02GO-FUN03M2
<b>Shade Code</b>	WHS02GO
<b>Shade Material</b>	Polycarbonate
<b>Shade Colour/Finish</b>	Gold, Mirrored
<b>Fitting Code</b>	LEDFC11UN
<b>Base Code</b>	CONF03BKUN; LEDFC11UN
<b>Base Material</b>	Steel
<b>Base Colour/Finish</b>	Black, Gloss
<b>Service Offer</b>	NEW



# WHIRL CONE FAT FLOOR LED



OFF



ON

WHIRL is our latest experiment in mirrored reflections. Inspired by the bold elegance of the Op Art movement, WHIRL captivates with its hypnotic spiral design, transforming light and reflection into an ever-changing myriad of abstract patterns. Each piece is a statement—crafted to intrigue, designed to dazzle. Here, the orb sits above a cone shaped base, creating a striking, generous silhouette.

<b>Year of Design</b>	2024
<b>Product Weight</b>	12.40kg
<b>Finishing Process</b>	Semi-Metallised, Powder Coated, Plated
<b>Cable Spec</b>	UL E348531 2x0,75mm <sup>2</sup> , 300V, 80°C
<b>Cable Type/Length</b>	Black Fabric, 250cm
<b>Light Source</b>	6W LED
<b>Max Wattage</b>	7.5W
<b>Lightsource Lumens</b>	800
<b>CRI</b>	>90
<b>Colour Temperature</b>	3000K
<b>Dimmability</b>	Inline Dimmable
<b>Voltage</b>	100-240V
<b>Environment</b>	IndoorIP20
<b>Spares</b>	LEDRING02A; LEDFC11UN
<b>Certification/Electrical Class</b>	Certified for NZ/AUS




### SILVER/BLACK


<b>Code</b>	WHS02CH-FUN03M2
<b>Shade Code</b>	WHS02CH
<b>Shade Material</b>	Polycarbonate
<b>Shade Colour/Finish</b>	Silver, Mirrored
<b>Fitting Code</b>	LEDFC11UN
<b>Base Code</b>	CONF03BKUN; LEDFC11UN
<b>Base Material</b>	Steel
<b>Base Colour/Finish</b>	Black, Gloss
<b>Service Offer</b>	NEW

### SILVER

<b>Code</b>	WHS02CH-FUN05M2
<b>Shade Code</b>	WHS02CH
<b>Shade Material</b>	Polycarbonate
<b>Shade Colour/Finish</b>	Silver, Mirrored
<b>Fitting Code</b>	LEDFC11UN
<b>Base Code</b>	CONF03SSUN; LEDFC11UN
<b>Base Material</b>	Steel
<b>Base Colour/Finish</b>	Silver, Polished
<b>Service Offer</b>	NEW



# WHIRL FLOOR CHANDELIER LED



OFF



ON

WHIRL is our latest experiment in mirrored reflections. Inspired by the bold elegance of the Op Art movement, WHIRL captivates with its hypnotic spiral design, transforming light and reflection into an ever-changing myriad of abstract patterns. Each piece is a statement—crafted to intrigue, designed to dazzle. The floor chandelier features a mix of mini and large shades to create a stunning voluminous silhouette.

<b>Year of Design</b>	2024
<b>Product Weight</b>	13.27kg
<b>Finishing Process</b>	Semi-Metallised, Plated
<b>Cable Spec</b>	UL E348531 2x0,75mm <sup>2</sup> , 300V, 80°C
<b>Cable Type/Length</b>	Black Fabric, 250cm
<b>Light Source</b>	7 x 6W LED
<b>Max Wattage</b>	7.5W
<b>Lightsource Lumens</b>	7 x 800
<b>CRI</b>	>90
<b>Colour Temperature</b>	3000K
<b>Dimmability</b>	Inline Dimmable
<b>Voltage</b>	100-240V
<b>Environment</b>	IndoorIP20
<b>Spares</b>	7 x LEDRING02A; LEDFC02UN
<b>Certification/Electrical Class</b>	



### GOLD

<b>Code</b>	WHSC01GO-FUN01M1
<b>Shade Code</b>	4 X WHS02GO; 3 X WHS01GO
<b>Shade Material</b>	Polycarbonate
<b>Shade Colour/Finish</b>	Gold, Mirrored
<b>Fitting Code</b>	LEDFC02UN
<b>Base Code</b>	SCLED01GO; LEDFC02UN
<b>Base Material</b>	Steel
<b>Base Colour/Finish</b>	Gold, Polished
<b>Service Offer</b>	NEW

### SILVER

<b>Code</b>	WHSC01CH-FUN01M1
<b>Shade Code</b>	4 X WHS02CH; 3 X WHS01CH
<b>Shade Material</b>	Polycarbonate
<b>Shade Colour/Finish</b>	Silver, Mirrored
<b>Fitting Code</b>	LEDFC02UN
<b>Base Code</b>	SCLED01CH; LEDFC02UN
<b>Base Material</b>	Steel
<b>Base Colour/Finish</b>	Silver, Polished
<b>Service Offer</b>	NEW





**PENDANT SYSTEMS**



**MELT TRIO ROUND LED**

Silver	MLPS04CH-PEUM5
Gold	MLPS04G-PEUM5
Copper	MLPS04C-PEUM5
Smoke	MLPS04SM-PEUM5
Opalescent, Gold	MLPS04OPG-PEUM5
Opalescent, Silver	MLPS04OP-PEUM5
Bronze	MLPS04BR-PEUM5
Cluster Dimensions	81cm
Surface Mount Dimensions	58cm
Weight (Inc Canopy)	10.6kg
No. of Boxes	7
Drop from Ceiling	200cm



**MELT MINI ROUND LED**

Silver	MLPS05CH-PEUM5
Gold	MLPS05G-PEUM5
Copper	MLPS05C-PEUM5
Smoke	MLPS05SM-PEUM5
Opalescent, Gold	MLPS05OPG-PEUM5
Opalescent, Silver	MLPS05OP-PEUM5
Bronze	MLPS05BR-PEUM5
Cluster Dimensions	73cm
Surface Mount Dimensions	58cm
Weight (Inc Canopy)	12kg
No. of Boxes	11
Drop from Ceiling	200cm




**MELT LARGE ROUND LED**

Silver	MLPS06CH-PEUM5
Gold	MLPS06G-PEUM5
Copper	MLPS06C-PEUM5
Smoke	MLPS06SM-PEUM5
Opalescent, Gold	MLPS06OPG-PEUM5
Opalescent, Silver	MLPS06OP-PEUM5
Bronze	MLPS06BR-PEUM5
Cluster Dimensions	95cm
Surface Mount Dimensions	58cm
Weight (Inc Canopy)	14.6kg
No. of Boxes	11
Drop from Ceiling	200cm



**MELT MEGA ROUND LED**

Silver	MLMS02CH-PEUM4
Gold	MLMS02G-PEUM4
Copper	MLMS02C-PEUM4
Smoke	MLMS02SM-PEUM4
Opalescent/Gold	MLMS02OPG-PEUM4
Opalescent/Silver	MLMS02OP-PEUM4
Bronze	MLMS02BR-PEUM4
Cluster Dimensions	154cm
Surface Mount Dimensions	148cm
Weight (Inc Canopy)	43.2kg
No. of Boxes	23
Drop from Ceiling	200cm




**MELT TRIO ROUND ES**

Silver	MLPS04CH-PEUM6
Gold	MLPS04G-PEUM6
Copper	MLPS04C-PEUM6
Smoke	MLPS04SM-PEUM6
Opalescent, Silver	MLPS04OP-PEUM6
Opalescent, Gold	MLPS04OPG-PEUM6
Bronze	MLPS04BR-PEUM6
Cluster Dimensions	81cm
Surface Mount Dimensions	58cm
Weight (Inc Canopy)	10.6kg
No. of Boxes	7
Drop from Ceiling	200cm



**MELT MINI ROUND ES**

Silver	MLPS05CH-PEUM6
Gold	MLPS05G-PEUM6
Copper	MLPS05C-PEUM6
Smoke	MLPS05SM-PEUM6
Opalescent, Silver	MLPS05OP-PEUM6
Opalescent, Gold	MLPS05OPG-PEUM6
Bronze	MLPS05BR-PEUM6
Cluster Dimensions	73cm
Surface Mount Dimensions	58cm
Weight (Inc Canopy)	12kg
No. of Boxes	11
Drop from Ceiling	200cm



**MELT LARGE ROUND ES FITTING**

Silver	MLPS06CH-PEUM6
Gold	MLPS06G-PEUM6
Copper	MLPS06C-PEUM6
Smoke	MLPS06SM-PEUM6
Opalescent, Gold	MLPS06OPG-PEUM6
Opalescent, Silver	MLPS06OP-PEUM6
Bronze	MLPS06BR-PEUM6
Cluster Dimensions	95cm
Surface Mount Dimensions	58cm
Weight (Inc Canopy)	14.6kg
No. of Boxes	11
Drop from Ceiling	200cm



**MELT MEGA ROUND ES FITTING**

Silver	MLMS02CH-PEUM6
Gold	MLMS02G-PEUM6
Copper	MLMS02C-PEUM6
Opalescent/Gold	MLMS02OPG-PEUM6
Opalescent/Silver	MLMS02OP-PEUM6
Smoke	MLMS02SM-PEUM6
Bronze	MLMS02BR-PEUM6
Cluster Dimensions	154cm
Surface Mount Dimensions	148cm
Weight (Inc Canopy)	43.2kg
No. of Boxes	23
Drop from Ceiling	200cm



**MIRROR BALL RANGE ROUND LED**

Silver MBPS02-PEUM5  
Gold MBPS02G-PEUM5

Cluster Dimensions 95cm  
Surface Mount Dimensions 58cm  
Weight (Inc Canopy) 12kg  
No. of Boxes 7  
Drop from Ceiling 200cm



**MIRROR BALL 40CM/16IN ROUND LED**

Silver MBPS01-PEUM5  
Gold MBPS01G-PEUM5

Cluster Dimensions 58cm  
Surface Mount Dimensions 58cm  
Weight (Inc Canopy) 14.5kg  
No. of Boxes 7  
Drop from Ceiling 200cm



**MIRROR BALL 40CM/16IN ROUND ES**

Silver MBPS02-PEUM6  
Gold MBPS02G-PEUM6

Cluster Dimensions 95cm  
Surface Mount Dimensions 58cm  
Weight (Inc Canopy) 12kg  
No. of Boxes 7  
Drop from Ceiling 200cm



**MIRROR BALL 25CM/10IN LINEAR ES**

Gold MBPS03G-PEUM6  
Silver MBPS03-PEUM6

Cluster Dimensions 159cm  
Surface Mount Dimensions 157cm  
Weight (Inc Canopy) 14.5kg  
No. of Boxes 11  
Drop from Ceiling 100cm



**MIRROR BALL 25CM/10IN LINEAR LED**

Silver MBPS03-PEUM5  
Gold MBPS03G-PEUM5

Cluster Dimensions 159cm  
Surface Mount Dimensions 157cm  
Weight (Inc Canopy) 14.5kg  
No. of Boxes 11  
Drop from Ceiling 100cm



**MIRROR BALL RANGE ROUND ES**

Silver MBPS02-PEUM6  
Gold MBPS02G-PEUM6

Cluster Dimensions 95cm  
Surface Mount Dimensions 58cm  
Weight (Inc Canopy) 12kg  
No. of Boxes 7  
Drop from Ceiling 200cm



**COPPER 25CM/10IN ROUND LED**

<b>Copper</b>	CLPS02-PEUM5
<b>Cluster Dimensions</b>	70cm
<b>Surface Mount Dimensions</b>	58cm
<b>Weight (Inc Canopy)</b>	11.7kg
<b>No. of Boxes</b>	11
<b>Drop from Ceiling</b>	200cm



**COPPER 25CM/10IN ROUND ES**

<b>Copper</b>	CLPS02-PEUM6
<b>Cluster Dimensions</b>	70cm
<b>Surface Mount Dimensions</b>	58cm
<b>Weight (Inc Canopy)</b>	11kg
<b>No. of Boxes</b>	11
<b>Drop from Ceiling</b>	200cm



**COPPER TRIO ROUND ES**

<b>Copper</b>	CLPS03-PEUM6
<b>Cluster Dimensions</b>	78cm
<b>Surface Mount Dimensions</b>	58cm
<b>Weight (Inc Canopy)</b>	10.9kg
<b>No. of Boxes</b>	7
<b>Drop from Ceiling</b>	200cm



**COPPER TRIO ROUND LED**

<b>Copper</b>	CLPS03-PEUM5
<b>Cluster Dimensions</b>	78cm
<b>Surface Mount Dimensions</b>	58cm
<b>Weight (Inc Canopy)</b>	10.9kg
<b>No. of Boxes</b>	7
<b>Drop from Ceiling</b>	200cm



**BEAT TRIO ROUND LED**

<b>Black</b>	BLPS01-PEUM5
<b>Brass</b>	BLPS01B-PEUM5
<b>Cluster Dimensions</b>	68cm
<b>Surface Mount Dimensions</b>	58cm
<b>Weight (Inc Canopy)</b>	13kg
<b>No. of Boxes</b>	7
<b>Drop from Ceiling</b>	200cm



**BEAT RANGE ROUND LED**

<b>Black</b>	BLPS02-PEUM5
<b>Cluster Dimensions</b>	85cm
<b>Surface Mount Dimensions</b>	58cm
<b>Weight (Inc Canopy)</b>	19kg
<b>No. of Boxes</b>	9
<b>Drop from Ceiling</b>	200cm



**BEAT TRIO LINEAR LED**

<b>Black</b>	BLPS04-PEUM5
<b>Cluster Dimensions</b>	170cm
<b>Surface Mount Dimensions</b>	157cm
<b>Weight (Inc Canopy)</b>	20.8kg
<b>No. of Boxes</b>	7
<b>Drop from Ceiling</b>	100cm



**BEAT RANGE LINEAR LED**

<b>Black</b>	BLPS03-PEUM5
<b>Brass</b>	BLPS03B-PEUM5
<b>Cluster Dimensions</b>	156cm
<b>Surface Mount Dimensions</b>	157cm
<b>Weight (Inc Canopy)</b>	23.2kg
<b>No. of Boxes</b>	13
<b>Drop from Ceiling</b>	100cm



UNBEATEN TRIO ROUND LED

Aluminium	BLPS01A-PEUM5
Cluster Dimensions	68cm
Surface Mount Dimensions	58cm
Weight (Inc Canopy)	13kg
No. of Boxes	7
Drop from Ceiling	200cm



UNBEATEN RANGE ROUND LED

Aluminium	BLPS02A-PEUM5
Cluster Dimensions	85cm
Surface Mount Dimensions	58cm
Weight (Inc Canopy)	19kg
No. of Boxes	9
Drop from Ceiling	200cm



UNBEATEN TRIO LINEAR LED

Aluminium	BLPS04A-PEUM5
Cluster Dimensions	170cm
Surface Mount Dimensions	157cm
Weight (Inc Canopy)	20.8kg
No. of Boxes	7
Drop from Ceiling	100cm




UNBEATEN RANGE LINEAR LED

Aluminium	BLPS03A-PEUM5
Cluster Dimensions	156cm
Surface Mount Dimensions	157cm
Weight (Inc Canopy)	23.2kg
No. of Boxes	13
Drop from Ceiling	100cm




WHIRL TRIO ROUND LED

Gold	WLPS01GO-PEUM5
Silver	WLPS01CH-PEUM5
Cluster Dimensions	58cm
Surface Mount Dimensions	58cm
Weight (Inc Canopy)	9.53kg
No. of Boxes	7
Drop from Ceiling	200cm




WHIRL LINEAR LED

Silver	WLPS02CH-PEUM5
Gold	WLPS02GO-PEUM5
Cluster Dimensions	165cm
Surface Mount Dimensions	157cm
Weight (Inc Canopy)	12.75kg
No. of Boxes	11
Drop from Ceiling	100cm



WHIRL TRIO ROUND ES FITTING

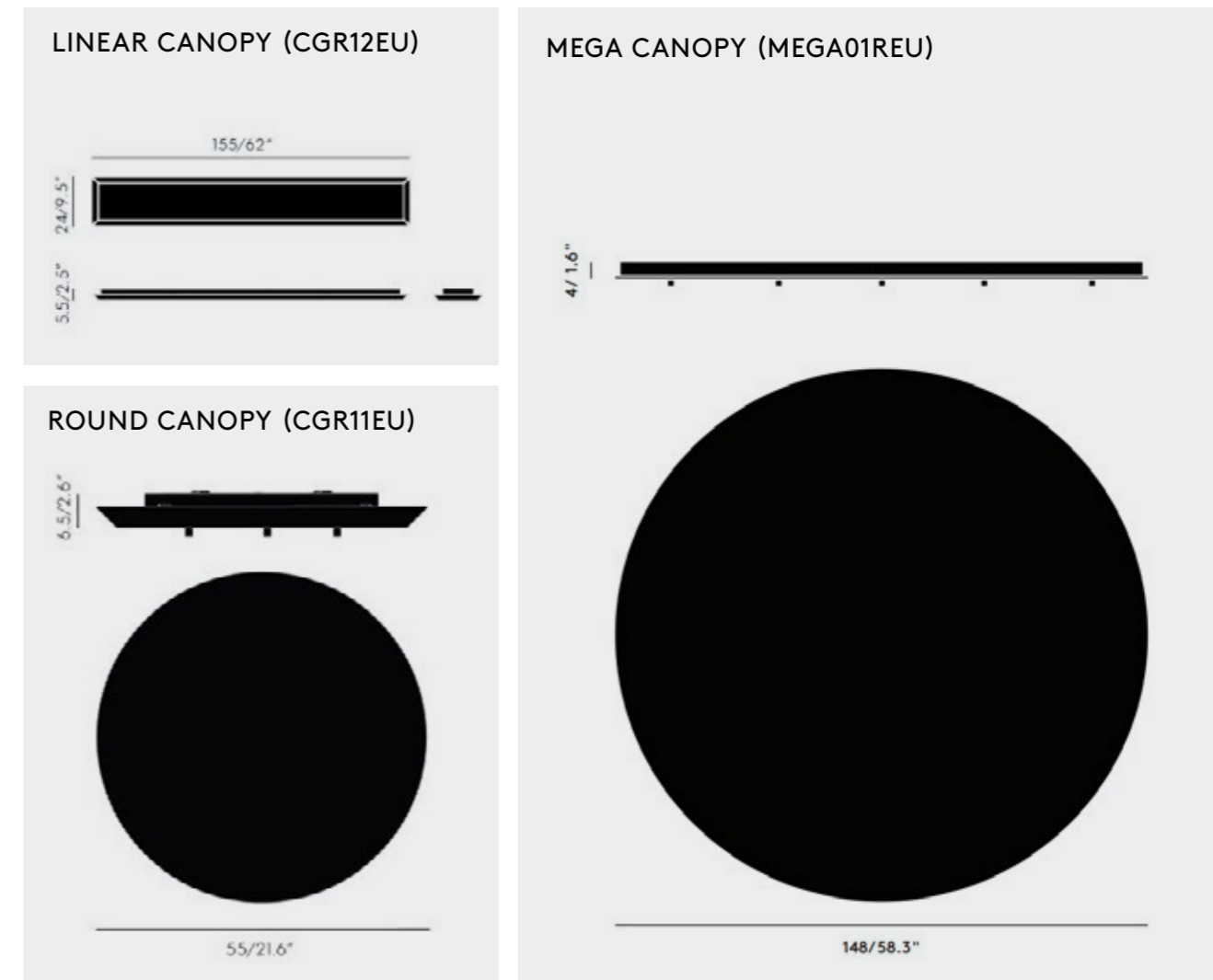
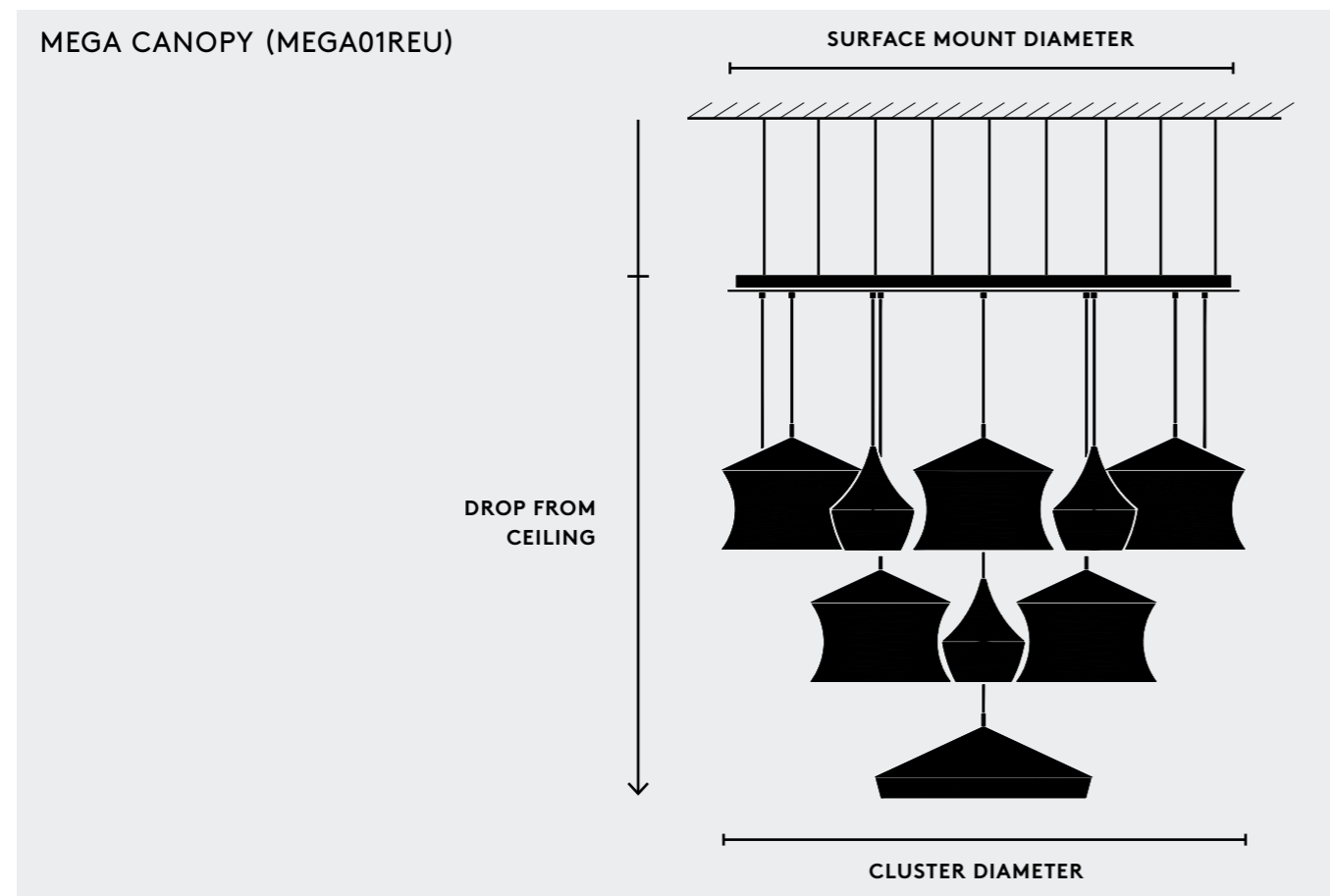
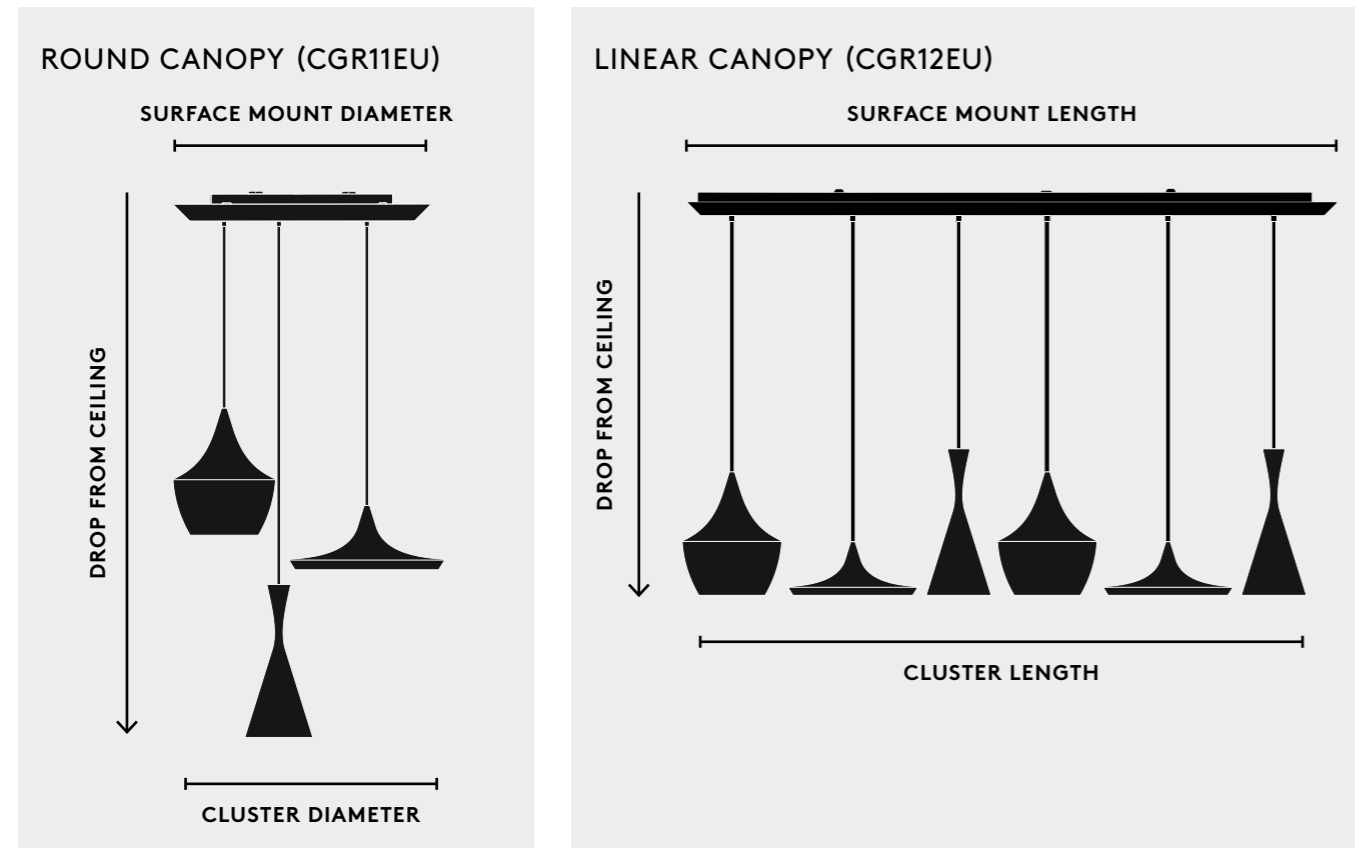
Silver	WHPS01CH-PEUM6
Gold	WHPS01GO-PEUM6
Cluster Dimensions	58cm
Surface Mount Dimensions	58cm
Weight (Inc Canopy)	9.15kg
No. of Boxes	7
Drop from Ceiling	200cm



WHIRL LINEAR ES FITTING

Silver	WHPS02CH-PEUM6
Gold	WHPS02GO-PEUM6
Cluster Dimensions	165cm
Surface Mount Dimensions	157cm
Weight (Inc Canopy)	12.3kg
No. of Boxes	11
Drop from Ceiling	100cm

MEASUREMENT GUIDE



PENDANT SYSTEM INFORMATION

**Bespoke Pendant Systems**

You can order a bespoke pendant system as long as your order abides by the following constraints:

Round surface mount	20kgs (44.09 lbs)
Linear surface mount	20kgs (44.09 lbs)
Mega surface mount	52kgs (115 lbs)

**Round and Linear Surface Mount**

Made from laser cut steel and vacuum formed plastic, the Pendant System is a mechanically engineered complete lighting solution for suspending multiple Tom Dixon lighting configurations and conceals unsightly wiring.

**Maximum quantity of pendants per ceiling surface mount: 6**

**Mega**

The Mega ceiling surface mount is made from an aluminium plate with a raw, industrial style finish, offering up to 215 hole positions. Each style can be customised by simply drilling a hole in the desired position.

**Maximum quantity of pendants per ceiling surface mount: 19**

**Installation**

To assist with installation, the surface mounts have etched hole markings with easy to follow co-ordinates, allowing for a flexible positioning of pendants within a cluster.

Detailed plans of the configurations and co-ordinates for multiple product clusters are available to download directly from the Tom Dixon website. In addition, all of our surface mounts can be primed and painted to compliment any interior environment.



























LIGHTING ADDENDUM

LIGHTING

Lighting Matrix

CHANDELIERS

							
	Mini Chandelier Fitting Silver LEDC04CHEU	Mini Chandelier Fitting Gold LEDC04GOEU	Small Chandelier Fitting Silver LEDC01CHEU	Small Chandelier Fitting Gold LEDC01GOEU	Large Chandelier Fitting Silver LEDC02CHEU	Large Chandelier Fitting Gold LEDC02GOEU	Burst Chandelier Fitting Black LEDC03BKEU

Melt Mini Silver 25cm MES02CH		•	•					
Melt Mini Gold 25cm MES02G		•	•					
Melt Mini Copper 25cm MES02CO		•	•					
Melt Mini Smoke 25cm MES02SM		•	•					
Melt Mini Opal 25cm MES02OP		•	•					
Melt Silver 50cm MES01CH				•	•	•	•	
Melt Gold 50cm MES01G				•	•	•	•	
Melt Copper 50cm MES01CO				•	•	•	•	
Melt Smoke 50cm MES01SM				•	•	•	•	
Melt Opal 50cm MES01OP				•	•	•	•	
Mirror Ball Mini Silver 25cm MBB25A		•	•					
Mirror Ball Mini Gold 25cm MBB25G		•	•					
Mirror Ball Silver 40cm MBB40A				•	•	•	•	
Mirror Ball Gold 40cm MBB40G				•	•	•	•	
Mirror Ball Silver 50cm MBB50A				•	•	•	•	
Mirror Ball Gold 50cm MBB50G				•	•	•	•	
Copper 25cm COS01CO		•	•					
Copper 45cm COS02CO				•	•	•	•	
Melt Mini Bronze 25cm MES04BR		•	•					
Melt Bronze 50cm MES03BR				•	•		•	
Whirl Silver 30cm WHS01CH		•	•					
Whirl Gold 30cm WHS01GO		•	•					
Whirl Silver 45cm WHS02CH				•	•	•	•	
Whirl Gold 45cm WHS02GO				•	•	•	•	
Shade Quantity		4	4	4	4	7	7	12

For ordering process please contact Customer Services for more information.

























LIGHTING

Lighting Matrix

FLOOR



























					
	Cone Slim Floor Fitting Black CONF04BKUN	Cone Fat Floor Fitting Black CONF03BKUN	Cone Fat Floor Fitting Silver CONF03SSUN	Standing Chandelier Gold LED SCLED01GO	Standing Chandelier Silver LED SCLED01CH

Base	CONF04BKUN	CONF03BKUN	CONF03SSUN	SCLED01GO	SCLED01CH
Cable Set	LEDFC11UN	LEDFC11UN	LEDFC11UN	LEDFC02UN	LEDFC02UN
BOM Header	CONF04BK-FUN01M2	CONF03-FUN01M2	CONF03SS-FUN01M2	SCLED01GO-FUN01M1	SCLED01CH-FUN01M1

Melt Mini Silver 25cm MES02CH				•	•	
Melt Mini Gold 25cm MES02G				•	•	
Melt Mini Copper 25cm MES02CO				•	•	
Melt Mini Smoke 25cm MES02SM				•	•	
Melt Mini Opal 25cm MES02OP				•	•	
Mirror Ball Mini Silver 25cm MBB25A				•	•	
Mirror Ball MiniGold 25cm MBB25G				•	•	
Melt Silver 50cm MES01CH		•	•	•	•	
Melt Gold 50cm MES01G		•	•	•	•	
Melt Copper 50cm MES01CO		•	•	•	•	
Melt Smoke 50cm MES01SM		•	•	•	•	
Melt Opal 50cm MES01OP		•	•	•	•	
Mirror Ball Silver 40cm MBB40A		•	•	•	•	
Mirror Ball Gold 40cm MBB40G		•	•	•	•	
Mirror Ball Silver 50cm MBB50A		•	•	•	•	
Mirror Ball Gold 50cm MBB50G		•	•	•	•	
Copper 25cm COS01CO				•	•	
Copper 45cm COS02CO		•	•	•	•	
Melt Mini Bronze 25cm MES04BR				•	•	
Melt Bronze 50cm MES03BR		•	•	•	•	
Whirl Silver 30cm WHS01CH				•	•	
Whirl Gold 30cm WHS01GO				•	•	
Whirl Silver 45cm WHS02CH		•	•	•	•	
Whirl Gold 45cm WHS02GO		•	•	•	•	
Shade Quantity		1	1	1	3 x small shades + 4 x large shades (25/30cm = Small) (40/45/50cm = Large)	3 x small shades + 4 x large shades (25/30cm = Small) (40/45/50cm = Large)



























For ordering process please contact Customer Services for more information.

TABLE

		
	Small Cone Fat Table Fitting Black	Small Cone Fat Table Fitting Silver
Base	CONT01BKUN	CONT01SSUN
Cable Set	LEDC11UN	LEDC11UN
BOM Header	CONT01-TUN01M2	CONT01SS-TUN01M2
Melt Mini Silver 25cm MES02CH	 •	•
Melt Mini Gold 25cm MES02G	 •	•
Melt Mini Copper 25cm MES02CO	 •	•
Melt Mini Smoke 25cm MES02SM	 •	•
Melt Mini Opal 25cm MES02OP	 •	•
Melt Silver 50cm MES01CH	 •	•
Melt Gold 50cm MES01G	 •	•
Melt Copper 50cm MES01CO	 •	•
Melt Smoke 50cm MES01SM	 •	•
Melt Opal 50cm MES01OP	 •	•
Mirror Ball Mini Silver 25cm MBB25A	 •	•
Mirror Ball Mini Gold 25cm MBB25G	 •	•
Mirror Ball Silver 40cm MBB40A	 •	•
Mirror Ball Gold 40cm MBB40G	 •	•
Mirror Ball Silver 50cm MBB50A	 •	•
Mirror Ball Gold 50cm MBB50G	 •	•
Copper 25cm COS01CO	 •	•
Copper 45cm COS02CO	 •	•
Melt Mini Bronze 25cm MES04BR	 •	•
Melt Bronze 50cm MES03BR	 •	•
Whirl Silver 30cm WHS01CH	 •	•
Whirl Gold 30cm WHS01GO	 •	•
Whirl Silver 45cm WHS02CH	 •	•
Whirl Gold 45cm WHS02GO	 •	•
Shade Quantity	1	1

For ordering process please contact Customer Services for more information.

FLOOR & HANGING

		
	Large Portable Tripod LED	Large Portable Hanging LED
Base	LEDPH01BKUN	LEDPH01BKUN
Melt Mini Silver 25cm MES02CH		
Melt Mini Gold 25cm MES02G		
Melt Mini Copper 25cm MES02CO		
Melt Mini Smoke 25cm MES02SM		
Melt Mini Opal 25cm MES02OP		
Melt Silver 50cm MES01CH	 •	•
Melt Gold 50cm MES01G	 •	•
Melt Copper 50cm MES01CO	 •	•
Melt Smoke 50cm MES01SM	 •	•
Melt Opal 50cm MES01OP	 •	•
Mirror Ball Mini Silver 25cm MBB25A		
Mirror Ball Mini Gold 25cm MBB25G		
Mirror Ball Silver 40cm MBB40A	 •	•
Mirror Ball Gold 40cm MBB40G	 •	•
Mirror Ball Silver 50cm MBB50A	 •	•
Mirror Ball Gold 50cm MBB50G	 •	•
Copper 25cm COS01CO		
Copper 45cm COS02CO	 •	•
Melt Mini Bronze 25cm MES04BR		
Melt Bronze 50cm MES03BR	 •	•
Whirl Silver 30cm WHS01CH		
Whirl Gold 30cm WHS01GO		
Whirl Silver 45cm WHS02CH	 •	•
Whirl Gold 45cm WHS02GO	 •	•
Shade Quantity	1	1







For ordering process please contact Customer Services for more information.

FITTINGS




Ceiling Rose Finish	Shape	Ceiling Rose Diameter	Cable Type	Cable Length	Light Ranges	Tailor Made Cable Length *
 Matt Black Steel	Cone	12.5cm	Black Fabric	250cm	Beat Fat, Beat Tall, Beat Wide; Unbeaten Fat, Unbeaten Tall, Unbeaten Wide; Void, Void Mini	No
 Matt Black Steel	Cone	12.5cm	Black Fabric & Tensile Wire	250cm	Beat Stout, Beat Flat, Beat Waist, Unbeaten Stout, Unbeaten Flat, Unbeaten Waist	No
 Matt Black Steel	Dome	13cm, 16cm, 19cm	Black Plastic & Tensile Wire	250cm	Spring Small, Spring Medium	No
 Polished Black Steel	Dome	25.4cm	Black Fabric & Tensile Wire	500cm	Melt Burst, Whirl Burst	No
 Polished Silver Steel	Dome	11.5cm	Clear	250cm (LED) 350cm (ES)	Melt Silver, Melt Mini Silver, Melt Smoke, Melt Mini Smoke, Melt Opal, Melt Mini Opal; Mirror Ball Silver 25cm, 40cm, 50cm, Whirl Silver, Whirl Mini Silver	Yes
 Polished Silver Steel	Dome	25.4cm	Clear with Intergrated Cable Wire	500cm	Melt Silver & Opal Mini, Small & Large Chandelier, Melt Smoke Mini, Small & Large Chandelier, Whirl Silver Mini, Small and Large Chandelier	No
 Polished Gold Steel	Dome	11.5cm	Clear	250cm (LED) 350cm (ES)	Melt Gold, Melt Mini Gold, Melt Opal, Melt Mini Opal; Mirror Ball Gold 25cm, 40cm, 50cm, Whirl Gold, Whirl Mini Gold	Yes
 Polished Gold Steel	Dome	11.5cm	Black	250cm	Stone Pendant	No
 Polished Gold Steel	Dome	25.4cm	Clear with Intergrated Cable Wire	500cm	Melt Gold & Opal Mini, Small & Large Chandelier, Melt Copper Mini, Small & Large Chandelier, Whirl Gold Mini, Small and Large Chandelier	No
 Polished Copper Steel	Dome	11.5cm	Clear	250cm (LED) 350cm (ES)	Melt Copper, Melt Mini Copper; Copper Round 25cm, 45cm	Yes
 Polished Clear Glass	Dome	14.5cm	Clear with Integrated Tensile Wire	250cm	Press Pendants	No
 Frosted Clear Glass	Dome	14.5cm	Clear with Integrated Tensile Wire	250cm	Press Frosted Pendants	No
 Gloss White Steel	Cone	12.5cm	White Fabric	350cm	Soft Pendants	No
 Gloss Kelp Steel	Cone	12.5cm	Black Fabric and tensile wire	350cm	Pose Pendants	No
 Gloss Putty Steel	Cone	12.5cm	Black Fabric and tensile wire	350cm	Pose Pendants	No
 Gloss Silver Steel	Cone	12.5cm	Black Fabric and tensile wire	350cm	Pose Pendants	No

\* For contract orders the fitting may be modified by purchasing additional cable to a tailored length. Please contact Customer Services for more information. Please note any changes made to your Tom Dixon light will void any warranties.

CERTIFICATION

	EN 60598-1 +2	Manufacturer's declaration that the product meets EU standards for health, safety, and environmental protection. Indicates conformity in: <b>European Union</b>
	IECEE CB Scheme IEC 60598-1 +2 EN 55015 EN 61547 ENIEC61000-3-2 EN 61000-3-3	International Electrotechnical Commission conformity system, for mutual acceptance of test reports and certificates dealing with the safety of electrical and electronic products. Indicates conformity in: <b>All member countries of CENELEC (Austria, Belgium, Bulgaria, Croatia, Cyprus, the Czech Republic, Denmark, Estonia, Finland, Republic of Macedonia, France, Germany, Greece, Hungary, Iceland, Ireland, Italy, Latvia, Lithuania, Luxembourg, Malta, the Netherlands, Norway, Poland, Portugal, Romania, Serbia, Slovakia, Slovenia, Spain, Sweden, Switzerland, Turkey and the United Kingdom)</b>
NZ/AUS	<b>CB + Australia &amp; New Zealand</b>	The product has undergone additional CB certification and testing. Indicates conformity in: <b>Australia &amp; New Zealand</b>
	CCC GB7000.1 +2 GB/T17743 GB17625.1	Products covered by the China Compulsory Certification scope must comply with national standards and technical regulations. Indicates conformity in: <b>China</b>
	cULus UL 1598 UL 153 UL 8750	The product has met UL's safety requirements for both the United States of America and Canada. Indicates conformity in: <b>US &amp; Canada</b>
	<b>Federal Communications Commission</b> CFR, Title 47, Part15B ICES-005	Indicates that the electromagnetic radiation from the device is below the limits specified by the Federal Communications Commission. Indicates conformity in: <b>US &amp; Canada</b>
T24	<b>California Title 24</b>	The product has been conformity assessed according to the requirements set by the California Energy Commission. (JA8 & JA10) Indicates conformity in: <b>California</b>
	<b>Korean Certification</b>	The product has been conformity assessed according to the requirements set by the Korean Agency for Technology and Standards. (KC) Indicates conformity in: <b>Korea</b>
Japan	<b>CB+Japan</b>	The product has undergone additional CB certification and testing. Indicates conformity in: <b>Japan</b>

ELECTRICAL CLASS (NON-UL PRODUCTS ONLY)

	<b>Class I (Earthed)</b>	Protection against electric shock is provided by an (Earthing) conductor. This prevents accessible conductive parts from becoming live in the event of a failure of the basic insulation.
	<b>Class II (Double Insulated)</b>	Double or reinforced insulation is provided as protection against electric shock. No provision for protective earthing or reliance upon installation conditions is required.
	<b>Class III (SELV)</b>	Protection against electric shock relies on supply at safety extra-low voltage (SELV). Voltages higher than those of SELV are not generated.

## IP RATING

EU / CB / CCC Version	UL Version
<b>IP20 - Solid-object proof</b> The minimum standard of ingress protection for lighting products. Protection against solid objects only	<b>Dry Location</b> A location not normally subject to dampness
<b>IP44 - Splash-Proof</b> Suitable for bathroom Zone 2 and covered outdoor areas. Not recommended to leave outdoor unattended or store outdoor.	<b>Damp Location</b> Interior or Exterior location that is periodically subject to condensation or moisture
<b>IP55 – Jet-proof</b> Suitable for bathroom Zone 2 and uncovered outdoor areas	<b>Wet Location</b> A location in which water or other liquid can drip, splash or flow on or against the product
<b>IP65 – Dust-tight and Jet-proof</b> Suitable for use and store in outdoor areas. Protected against heavy rain, splashing and light washdowns but not for submersion.	

Tom Dixon lighting is not suitable for extreme conditions such as particularly dusty environments, high salinity, acid rain or continuous direct sunlight.

Bell Fluoro: The rich, vivid colour of the fluoro finish is produced by special fluorescent pigments used in the paint. Fluorescent pigments can be sensitive to UV radiation, heat, and other environmental factors.

## DIMMER COMPATIBILITY

Type	Description	Compatible with Tom Dixon Light
Leading Edge Forward Phase, TRIAC	AC Mains voltage. Original and most common household dimming method. Commonly used on incandescent lighting	Yes
Trailing Edge Reverse Phase, ELV	AC Mains voltage. Electronic dimming designed for LED lighting	Yes
0-10v	Uses a signal of 0-10V to control dimming function. Common in commercial applications.	No
DALI	Digital addressable lighting interface. Uses an additional pair of wires to digitally control each light fitting independently.	No

To make Tom Dixon Lights compatible with other dimming systems, the product may be modified, it is recommended customers consult with a Lighting Engineer. Please note any changes made to your Tom Dixon light will void any warranties.

Our light fittings come with either a 3000K or 2700K light setting as standard. 3000K and 2700K are both warm lights. Additional LED accessories can be purchased, as well as spares for replacing drivers, cables or batteries to extend the life of your product. Depending on your colour temperature preference, a replaceable 3000K or 2700K LED ring accessory can be purchased and manually changed.

2700K

3000K

# LIGHTING SPARES

## LIGHTING

Technical

### LIGHTING SPARES

STANDARD COLOUR TEMPERATURE	RANGE	LED RING ACCESSORY (3000K)	LED RING ACCESSORY (2700K)	DRIVER SPARE	CABLE SPARE	BATTERY SPARE	OTHER SPARE
<b>PENDANTS</b>							
3000K	Melt, Mirror Ball, Copper, Stone, Whirl	LEDRING01Y	LEDRING11Y	LEDDRIVER01EU			
3000K	Spring	LEDRING01T	LEDRING11T	LEDDRIVER01EU			
2700K	Press Clear, Press Frosted	LEDRING01T	LEDRING11T	LEDDRIVER01EU			
3000K	Beat, Unbeaten, Void	LEDDISC01	LEDDISC11	LEDDRIVER01EU			
2700K	Pose Pendant	LEDRING01Y	LEDRING11Y	LEDDRIVER01EU			
<b>SURFACE</b>							
3000K	Melt, Mirror Ball, Copper, Stone, Whirl	LEDRING01Y	LEDRING11Y	LEDDRIVER01EU			
2700K	Press Clear, Press Frosted	LEDRING01T	LEDRING11T	LEDDRIVER01EU			
3000K	Void	LEDRING01Y	LEDRING11Y	LEDDRIVER01EU			
2700K	Pose Surface	LEDRING01Y	LEDRING11Y	LEDDRIVER01EU			
<b>TABLE</b>							
3000K	Melt, Mirror Ball, Copper & Whirl Cone Base, Bell, Beat LED, Unbeaten LED	LEDRING02A	LEDRING12A			LEDTC11UN	
2700K	Press Clear, Press Frosted	LEDRING02A	LEDRING12A			LEDTC11UN	
2700K	Pose	LEDRING02A	LEDRING12A			LEDTC11UN	MACAP01CH MACAP01GO
<b>FLOOR</b>							
3000K	Melt, Mirror Ball, Copper & Whirl Cone Base, Beat LED, Unbeaten LED	LEDRING02A	LEDRING12A			LEDFC11UN	
<b>STANDING FLOOR CHANDELIER</b>							
3000K	Melt, Mirror Ball, Whirl LED	LEDRING02A	LEDRING12A			LEDFC02UN	
<b>FIXED CHANDELIERS</b>							
3000K	Melt, Mirror Ball, Copper, Whirl (Mini)	LEDRING02A	LEDRING12A	LEDCDRIVER01EU			
3000K	Melt, Mirror Ball, Copper, Whirl (Small)	LEDRING02A	LEDRING12A	LEDCDRIVER01EU			
3000K	Melt, Mirror Ball, Copper, Whirl (Large)	LEDRING02A	LEDRING12A	LEDCDRIVER02EU			
3000K	Melt, Mirror Ball, Copper, Whirl (Burst)	LEDRING02A	LEDRING12A				

## LIGHTING SPARES

STANDARD COLOUR TEMPERATURE	RANGE	LED RING ACCESSORY (3000K)	LED RING ACCESSORY (2700K)	DRIVER SPARE	CABLE SPARE	BATTERY SPARE	OTHER SPARE
<b>PORTABLES</b>							
3000K	Melt	LEDPB01			POMC01	POBAT01	
3000K	Bell, Stone	LEDPB02			POMC01	POBAT01	
2700K, 3000K	Pose	LEDPB03	LEDPB03		POMC01	POBAT01	MACAP01CH/CO
3000K	Melt, Whirl Large	LEDPB04				POBAT02	
3000K	Melt Fluoro	LEDPB05			POMC01	POBAT01	
2700K	Jack		LEDPB06			POBAT02	REMOTE01

SKU	DESCRIPTION
LEDRING01T	Tom Dixon LED Ring 3000K Spare T CC
LEDRING01Y	Tom Dixon LED Ring 3000K Spare Y CC
LEDRING02A	Tom Dixon LED Ring 3000K Spare A CV
LEDRING11T	Tom Dixon LED Ring 2700K Spare T CC
LEDRING11Y	Tom Dixon LED Ring 2700K Spare Y CC
LEDRING12A	Tom Dixon LED Ring 2700K Spare A CV
LEDDISC01	Tom Dixon LED Disc 3000K Spare
LEDDISC11	Tom Dixon LED Disc 2700K Spare
LEDDRIVER01EU	Constant Current 100-120V EU
LEDCDRIVER01EU	Chandelier Driver 30W Small CB-CCC
LEDCDRIVER02EU	Chandelier Driver 75W Large CB-CCC
LEDPB01	Tom Dixon Portable LED G4 Bulb
LEDPB02	Tom Dixon Portable LED Ring
LEDPB03	Tom Dixon Portable LED Ring switchable 2700K-3000K
LEDPB04	Tom Dixon Portable Large LED Ring 3000K
LEDPB05	Tom Dixon Portable LED G4 Bulb Dichroic
POBAT01	Tom Dixon Portable Battery
POBAT02	Tom Dixon Portable Double Battery pack
POMC01	Tom Dixon Portable Magnetic Cable 2m
DIDC01	Large Dichroic Diffuser Accessory
MACAP01CH	Ball joint caps Silver
MACAP01GO	Ball joint caps Gold
LEDPB06	Tom Dixon Portable LED 2700K
REMOTE01	Tom Dixon Portable LED Remote Control



**LIGHT SOURCE GUIDE – ES**

# LIGHT SOURCE SELECTION GUIDE

Much of the Tom Dixon range integrates custom light sources, intended to enhance the design, performance and aesthetic of the product. In these cases, we always offer replacement light sources as spare parts which are serviceable by the customer when they reach their end-of-life.

We also offer some of our lighting as 'retro-fit' versions using commonly found lighting sockets. This allows our customer to choose the brightness, colour temperature, lamp form and dimmability to suit their preferences.

This guide is intended to assist in the selection of a suitable bulb that meets the needs of the customer. The suggestions are made by our in-house design team considering aesthetic, light output, dimmability and performance. This guide is not extensive - the customer can specify the lamp of their choice as long as the wattage is below the allowable maximum power for that luminaire.

We strongly suggest the use of LEDs over halogen lamps due to their superior energy efficiency and reduced heat dissipation.

The Tom Dixon luminaires in this document vary from Pendants, Table, Floor and Wall lights. Some are fixed to the ceiling and so can be controlled by external wall dimmers or more sophisticated control systems.

The bulbs suggested in this document have been tested with a range of common dimmers but we recommend checking compatibility of the bulb with your specific dimming system before purchasing. Some lights in this document are portable with fixed integrated switches and dimmers. In these cases, we have suggested bulbs that we feel work best to enhance the function of the product.


Light Source suppliers:

- Megaman [www.megamanuk.com](http://www.megamanuk.com)
- Philips HUE [www.philips-hue.com](http://www.philips-hue.com)
- Philips [www.lighting.philips.co.uk/](http://www.lighting.philips.co.uk/)
- Osram [www.ledvance.com](http://www.ledvance.com)
- Liquid LEDs [www.liquid-leds.com](http://www.liquid-leds.com)


# MELT

Melt shades are manufactured of semi-metalised clear polycarbonate. As such, the light source is visible through the shade. The light sources for Melt have been selected for their superior aesthetic and their good light output.


## MELT MINI

	Max Wattage	Ref.	Power (W)	Socket	Lumens (lm)	Dimming	Brand	Product Name	Product Number
	E14 15W	1	4.9	E14	470	Yes*	Philips	Smart LED with Wiz	8719514437333
	2	5.7	E14	470	Yes*	Hue	Philips Hue	8719514356696	
	3	6.0	E14	600	Yes	Liquid LEDs	Opal LED Globe	F614-G80-P-27K	
	4	4.5	E14	470	Yes	Osram	Parathom Classic P DIM	4058075462557	
	5	5.5	E14	470	Yes	Megaman	Opal Golf Ball	LG2605.5dR9	


## MELT Ø50CM

	Max Wattage	Ref.	Power (W)	Socket	Lumens (lm)	Dimming	Brand	Product Name	Product Number
	E27 15W	6	11.0	E27	1055	Yes*	Philips	Smart LED with Wiz	8720169170919
	7	13.0	E27	1521	No	Megaman	Opal Classic	4892657098716	
	8	12.0	E27	1521	Yes	Osram	Parathom Classic A DIM	4058075756182	
	9	8.0	E27	840	Yes	Liquid LEDs	Opal LED Globe	F827-G125-M-27K	
	10	13.5	E27	1521	Yes	Megaman	Globe Classic Bulb	LG286135/dm-OPv00+E27+827+V0240	

## MELT TABLE

	Max Wattage	Ref.	Power (W)	Socket	Lumens (lm)	Dimming	Brand	Product Name	Product Number
	E14 15W	1	4.9	E14	470	Yes*	Philips	Smart LED with Wiz	8719514437333
	2	5.7	E14	470	Yes*	Hue	Philips Hue	8719514356696	
	3	6.0	E14	600	-	Liquid LEDs	Opal LED Globe	F614-G80-P-27K	
	4	4.9	E14	470	-	Osram	Parathom Classic P	4058075593251	
	5	5.5	E14	470	-	Megaman	Opal Dimming Golf Ball	LG2605.5dR9	

## MELT FLOOR

	Max Wattage	Type	Power (W)	Socket	Lumens (lm)	Dimming	Brand	Product Name	Product Number
	E27 15W	6	11.0	E27	1055	Yes*	Philips	Smart LED with Wiz	8720169170919
	7	13.0	E27	1521	-	Megaman	Opal Classic	4892657098716	
	8	12.0	E27	1521	-	Osram	Parathom Classic A	4058075593138	
	9	8.0	E27	840	-	Liquid LEDs	Opal LED Globe	F827-G125-M-27K	
	10	13.5	E27	1521	-	Megaman	Globe Classic Bulb	LG286135/dm-OPv00+E27+827+V0240	

\* Dimmable through free proprietary application


# MIRRORBALL

Intended to be used as a spot light, the Mirroball range has a clear window with a small aperture at the bottom of the shade. As such, some of the suggested light sources emit tight beams of light to concentrate the light down onto a surface.


# COPPER

Similar to Mirrorball, the Copper range has a cutout at the bottom of the shade which allows unadulterated light to pass through the aperture. As such, some of the suggested light sources emit tight beams of light to concentrate the light down onto a surface.


## MIRRORBALL Ø25CM

	Max Wattage	Ref.	Power (W)	Socket	Lumens (lm)	Dimming	Brand	Product Name	Product Number
	E14 15W	1	4.9	E14	470	Yes*	Philips	Smart LED with Wiz	8719514437333
		2	5.7	E14	470	Yes*	Hue	Philips Hue	8719514356696
		11	4.9	E14	470	No	Megaman	R50 Opal Reflector	LR216049-OPv00-D
		12	4.3	E14	320	Yes	Osram	CorePro LED Spot	8718696811771

## MIRRORBALL Ø40CM


	Max Wattage	Ref.	Power (W)	Socket	Lumens (lm)	Dimming	Brand	Product Name	Product Number
	E27 15W	6	11.0	E27	1055	Yes*	Philips	Smart LED with Wiz	8720169170919
		13	11.0	E27	1055	Yes*	Hue	A60 - 1100	8719514291119
		7	13.0	E27	1521	No	Megaman	Opal Classic	4892657098716
		14	8.6	E27	810	No	Megaman	R80 Opal Reflector	LR216049-OPv00-D
		15	8	E27	670	No	Osram	CoreProLED Spot	8718696811856

## MIRRORBALL Ø50CM


	Max Wattage	Ref.	Power (W)	Socket	Lumens (lm)	Dimming	Brand	Product Name	Product Number
	E27 15W	6	11.0	E27	1055	Yes*	Philips	Smart LED with Wiz	8720169170919
		16	15.0	E27	1521	Yes*	Hue	A67 - 1600	8719514343320
		7	13.0	E27	1521	No	Megaman	Opal Classic	4892657098716
		14	8.6	E27	810	No	Megaman	R80 Opal Reflector	LR216049-OPv00-D
		15	8	E27	670	No	Osram	CorePro LED Spot	8718696811856

\* Dimmable through free proprietary application

## COPPER Ø25CM

	Max Wattage	Ref.	Power (W)	Socket	Lumens (lm)	Dimming	Brand	Product Name	Product Number
	E14 15W	1	4.9	E14	470	Yes*	Philips	Smart LED with Wiz	8719514437333
		2	5.7	E14	470	Yes*	Hue	Philips Hue	8719514356696
		11	4.9	E14	470	No	Megaman	R50 Opal Reflector	LR216049-OPv00-D
		12	4.3	E14	320	Yes	Osram	CorePro LED Spot	8718696811771

## COPPER Ø45CM

	Max Wattage	Ref.	Power (W)	Socket	Lumens (lm)	Dimming	Brand	Product Name	Product Number
	E27 15W	6	11.0	E27	1055	Yes	Philips	Smart LED with Wiz	8720169170919
		16	15.0	E27	1521	Yes	Hue	A67 - 1600	8719514343320
		7	13.0	E27	1521	No	Megaman	Opal Classic	4892657098716
		14	8.6	E27	810	No	Megaman	R80 Opal Reflector	LR216049-OPv00-D
		15	8.0	E27	670	No	Osram	CorePro LED Spot	8718696811856

\* Dimmable through free proprietary application


# WHIRL

Similar to Melt, the Whirl range is manufactured from semi-metallised clear polycarbonate. The light sources for Whirl have been selected for their superior aesthetic and their good light output. When clustering together, we recommend pairing bulbs from the same supplier.


# SOFT

The lampholder for the Soft range is hidden inside the shade. As such the bulbs suggested below focus more on performance than aesthetic. As the shade is diffusing, the colour temperature of the lamp is an important consideration. It should be noted that the opening for the lamp holder for the 60cm shade is only 8cm in diameter so a suitable bulb size should be selected.

## WHIRL Ø30X25CM


	Max Wattage	Ref.	Power (W)	Socket	Lumens (lm)	Dimming	Brand	Product Name	Product Number
	E14 15W	1	4.9	E14	470	Yes	Philips	Smart LED with Wiz	8719514437333
		2	5.7	E14	470	Yes	Hue	Philips Hue	8719514356696
		3	6.0	E14	600	Yes	Liquid LEDs	Opal LED Globe	F614-G80-P-27K
		4	4.5	E14	470	Yes	Osram	Parathom Classic P DIM	4058075462557
		5	5.5	E14	470	Yes	Megaman	Opal Golf Ball	LG2605.5dR9

## WHIRL Ø45X40CM


	Max Wattage	Ref.	Power (W)	Socket	Lumens (lm)	Dimming	Brand	Product Name	Product Number
	E27 15W	6	11.0	E27	1055	Yes	Philips	Smart LED with Wiz	8720169170919
		7	13.0	E27	1521	No	Megaman	Opal Classic	4892657098716
		8	12.0	E27	1521	Yes	Osram	Parathom Classic A DIM	4058075756182
		9	8.0	E27	840	Yes	Liquid LEDs	Opal LED Globe	F827-G125-M-27K
		10	13.5	E27	1521	Yes	Megaman	Globe Classic Bulb	LG286135/dm-OPv00+E27+827+V0240

\* Dimmable through free proprietary application

## SOFT Ø45CM

	Max Wattage	Ref.	Power (W)	Socket	Lumens (lm)	Dimming	Brand	Product Name	Product Number
	E27 15W	13	11.0	E27	1055	Yes*	Hue	A60 - 1100	8719514291119
		17	9.6	E27	1055	No	Megaman	Opal Classic	4892657098853
		18	10.5	E27	1055	Yes	Osram	Parathom Classic A Dim	4058075594203
		19	5.9	E27	806	Yes	Philips	Filament Bulb Frosted	8719514323858

## SOFT Ø60CM


	Max Wattage	Ref.	Power (W)	Socket	Lumens (lm)	Dimming	Brand	Product Name	Product Number
	E27 15W	16	15.0	E27	1521	Yes*	Hue	A67 - 1600	8719514343320
		7	13.0	E27	1521	No	Megaman	Opal Classic	4892657098716
		8	12.0	E27	1521	Yes	Osram	Parathom Classic A Dim	4058075756182
		20	10.5	E27	1521	Yes	Philips	Filament Bulb Frosted	8719514324114

\* Dimmable through free proprietary application

# BEAT













The Beat Wall light incorporates an integrated rotary dimmer. This selection of bulbs are compatible with this dimmer. The suggested bulbs below are all 'candle' shaped E14 lamps as this thinner form is easier to place inside the shade and maximises light output.

## BEAT WALL

	Max Wattage	Ref.	Power (W)	Socket	Lumens (lm)	Dimming	Brand	Product Name	Product Number
	E14 15W	21	3.4	E14	470	Yes	Philips	LED Filament Candle Clear	8719514324213
		22	5.5	E14	470	Yes	Megaman	Opal Dimming Candle	LC0405.5d
		23	4.9	E14	470	Yes	Osram	Parathom Classic B Dim	4058075593237
		24	6	E14	650	Yes	Liquid LEDs	Candle Filament LED Bulb	F614-C35-F-27K


# LAMP INDEX

	TD Ref.	Lamp Code / Type	Description	Lumens	Colour Temperature	Tom Dixon Light Ranges
	1	8719514437333 E14 LED	Philips 4.9W Smart with Wiz Full colour changing	470lm	2200K-6500K	Melt Mini, Melt Table, Mirrorball 25, Copper 25, Whirl 30x25
	2	8719514356696 E14 LED	Philips HUE 5.7W Warm White	470lm	2700K	Melt Mini, Melt Table, Mirrorball 25, Copper 25, Whirl 30x25
	3	F614-G80-P-27K E14 LED	Liquid LEDs 6W Warm White	600lm	2700K	Melt Mini, Melt Table, Whirl 30x25
	4	4058075462557 E14 LED	Osram 4.5W Warm White	470lm	2700K	Melt Mini, Melt Table, Whirl 30x25
	5	LG2605.5dR9 E14 LED	Megaman 5.5W Opal Golf Ball	470lm	2800K - 4000K	Melt Mini, Melt Table, Whirl 30x25
	6	8720169170919 E27 LED	Philips 11W Smart with Wiz Full colour changing	1100lm	2200K - 6500K	Melt 50, Melt Floor, Mirrorball 40, Mirrorball 50, Copper 45, Whirl 45x40,
	7	4892657098716 E27 LED	Megaman 13W Warm White	1521lm	2700K	Melt 50, Melt Floor, Mirrorball 40, Mirrorball 50, Copper 45, Whirl 45x40, Soft 60
	8	4058075756182 E27 LED	Osram 12W Warm White	1521lm	2700K	Melt 50, Melt Floor, Whirl 45x40, Soft 60
	9	F827-G125-M-27K E27 LED	Liquid LEDs 8W Warm White	840lm	2700K	Melt 50, Melt Floor, Whirl 45x40
	10	LG286135/dm-OPv00 +E27+827+V0240 E27 LED	Megaman 13.5W Warm White	1521lm	2700K	Melt 50, Melt Floor, Whirl 45x40
	11	LR216049-OPv00-D E27 LED	Megaman 4.9W Opal Reflector	470lm	2700K - 4000K	Mirrorball 25, Copper 25
	12	8718696811771 E27 LED	Osram 4.3W Opal Reflector	320lm	2700K	Mirrorball 25, Copper 25



	TDRef.	LampCode / Type	Description	Lumens	Colour Temperature	Tom Dixon Light Ranges
	13	8719514291119 E27 LED	Philips HUE 11W Warm White	1055lm	2700K	Mirrorball 40, Soft 45
	14	LR216049-OPv00-D E27 LED	Megaman 8.6W Opal Reflector	810lm	2700K - 4000K	Mirrorball 40, Mirrorball 50, Copper 45
	15	8718696811856 E27 LED	Osram 8W Warm White	670lm	2700K	Mirrorball 40, Mirrorball 50, Copper 45
	16	8719514343320 E27 LED	Philips HUE 15W Warm White	1521lm	2700K	Mirrorball 50, Copper 45, Soft 60
	17	4892657098853 E27 LED	Megaman 9.6W GLS Opal Classic	1055lm	2700K	Soft 45
	18	4058075594203 E27 LED	Osram 10.5W Warm White	1055lm	2700K	Soft 45
	19	8719514323858 E27 LED	Philips 5.6W Warm White	806lm	2200K - 2700K	Soft 45
	20	8719514324114 E27 LED	Philips 10.5W Warm White	1521lm	2200K - 2700K	Soft 60
	21	8719514324213 E14 LED	Philips 3.4W Warm White	470lm	2200K - 2700K	Beat Wall
	22	LC0405.5d E14 LED	Megaman 5.5W Warm White	470lm	2700K - 4000K	Beat Wall
	23	4058075593237 E14 LED	Osram 4.9W	470lm	2700K - 4000K	Beat Wall
	24	F614-C35-F-27K E14 LED	Liquid LEDs 6.0W Warm White	650lm	2700K	Beat Wall



























FURNITURE



# FURNITURE BY FAMILY

			
Groove Arm Chair Putty	Groove Arm Chair Moss	Groove Side Chair Putty	Groove Side Chair Moss
			
Groove Full Seat Cushion Putty	Groove Full Seat Cushion Moss	Groove Seat Cushion Putty	Groove Seat Cushion Moss
			
Groove Stool Putty	Groove Stool Moss	Groove Lounge Chair Moss	Groove Lounge Chair Putty
			
Groove Lounge Full Seat Cushion Putty	Groove Lounge Full Seat Cushion Moss	Slab Bar Stool Natural	Slab Bar Stool Black
			
Slab Dining Chair Black	Slab Dining Chair Natural	Slab Dining Chair Upholstered Black	Slab Dining Chair Upholstered Natural

			
Slab Lounge Chair Natural/Royal Velvet 0162	Slab Lounge Chair Natural/Linara 05	Slab Lounge Chair Natural/Elle 0200	Slab Lounge Chair Natural/Hallingdal 0130
			
Slab Lounge Chair Black/Hallingdal 0180	Slab Lounge Chair Black/Black Leather 0100	Slab Lounge Chair Natural/Black Leather 0100	Slab Lounge Chair Natural/Cognac Leather 0513
			
Slab Lounge Chair Natural/Choko Leather 5004	Slab Ottoman Black/Hallingdal 0180	Slab Ottoman Natural/Hallingdal 0130	Slab Ottoman Natural/Royal Velvet 0162
			
Slab Ottoman Natural/Linara 05	Slab Ottoman Natural/Elle 0200	Slab Ottoman Black/Black Leather 0100	Slab Ottoman Natural/Black Leather 0100
			
Slab Ottoman Natural/Cognac Leather 0513	Slab Ottoman Natural/Choko Leather 5004	Flash Table Circle Black	Flash Table Circle Brass
			
Flash Table Rectangle Black	Flash Table Rectangle Brass	Flash Table Square Black	Flash Table Square Brass



Groove Obround Table Putty



Groove Obround Table Moss



Groove Round Table Putty



Groove Round Table Moss



Tube Dining Table 90cm/36in Brass, White Top



Tube Dining Table 90cm/36in Brass, Pebble Top



Tube High Table 60cm/24in Black, White Top



Tube High Table 60cm/24in Black, Pebble Top



Screw Cafe Table 60cm/24in, White Top



Screw Cafe Table 60cm/24in, Pebble Top



Screw Cafe Table 90cm/36in, White Top



Screw Cafe Table 90cm/36in, Pebble Top



Tube High Table 60cm/24in Brass, White Top



Tube High Table 60cm/24in Brass, Pebble Top



Tube High Table 90cm/36in Black, White Top



Tube High Table 90cm/36in Black, Pebble Top



Slab Desk 120cm/48in Black



Slab Desk 120cm/48in Fumed



Slab Desk 120cm/48in Natural



Slab Round Table 90cm/36in Black



Tube High Table 90cm/36in Brass, White Top



Tube High Table 90cm/36in Brass, Pebble Top



Fat Dining Chair Steel



Fat Dining Chair Natural Wood



Slab Round Table 90cm/36in Natural



Slab Round Table 120cm/48in Black



Slab Round Table 120cm/48in Natural



Slab Table 200cm/79in Black



Fat Dining Chair Black Wood



Fat Lounge Chair Steel



Fat Lounge Chair Natural Wood



Fat Lounge Chair Black Wood



Slab Table 200cm/79in Natural



Stone Table Rectangle Pebble



Tube Dining Table 60cm/24in Black, White Top



Tube Dining Table 60cm/24in Black, Pebble Top



Fat Stool 65cm Steel



Fat Stool 65cm Natural Wood



Fat Stool 65cm Black Wood



Fat Stool 75cm Steel



Tube Dining Table 60cm/24in Brass, White Top



Tube Dining Table 60cm/24in Brass, Pebble Top



Tube Dining Table 90cm/36in Black, White Top



Tube Dining Table 90cm/36in Black, Pebble Top



Fat Stool 75cm Natural Wood



Fat Stool 75cm Black Wood



Fat Work Chair Steel



Fat Sofa Ottoman



Fat Sofa Middle Module



Fat Sofa Right Facing Arm Module



Fat Sofa Left Facing Arm Module



Fat Sofa Corner Inside Sweeping



Fat Sofa Corner Outside Sweeping



Plump Sofa Ottoman



Plump Sofa Middle Module



Plump Sofa Right Facing Chaise Longue



Plump Sofa Left Facing Chaise Longue



Plump Sofa Connecting Corner Module



Plump Sofa Left Facing Arm Module



Plump Sofa Right Facing Arm Module



Plump Sofa Wide Left Facing Arm Module



Plump Sofa Wide Right Facing Arm Module



Plump Lounge Left Facing Backrest



Plump Lounge Right Facing Backrest



Plump 2.5 Seater Sofa



Plump 3 Seater Sofa



Wingback Micro Chair



Wingback Chair



Wingback Ottoman



# CHAIRS & STOOLS

# GROOVE ARM CHAIR

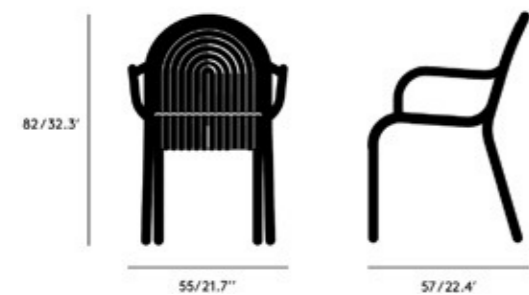


Groove, Tom Dixon’s highly anticipated outdoor collection is a family of furniture that’s been more than 10 years in the making. Crafted from durable aluminium, Groove is corrosion-resistant and built to withstand all weather conditions. The collection, with its distinctive art-deco inspired ridges, is available in two shades — Moss and Putty — designed to offer timeless elegance that fits effortlessly into any outdoor setting. All Groove chairs can be paired with a matching cushion.

<b>Year of Design</b>	2025
<b>Product Weight</b>	4.75kg
<b>Environment</b>	Outdoor
<b>Certification</b>	BS EN 581-1:2017, BS EN 581-2:2015

<b>PUTTY</b>	
<b>Code</b>	GRAC01PU
<b>Material</b>	Aluminium
<b>Colour/Finish</b>	Putty, Gloss Powder Coat
<b>Service Offer</b>	Quick Ship

<b>MOSS</b>	
<b>Code</b>	GRAC01MO
<b>Material</b>	Aluminium
<b>Colour/Finish</b>	Moss, Gloss Powder Coat
<b>Service Offer</b>	Quick Ship



# GROOVE FULL SEAT CUSHION



Groove, Tom Dixon’s highly anticipated outdoor collection is a family of furniture that’s been more than 10 years in the making. Crafted from durable aluminium, Groove is corrosion-resistant and built to withstand all weather conditions. The collection, with its distinctive art-deco inspired ridges, is available in two shades — Moss and Putty — designed to offer timeless elegance that fits effortlessly into any outdoor setting.

<b>Year of Design</b>	2025
<b>Product Weight</b>	0.37kg
<b>Environment</b>	Outdoor (Store inside)
<b>Foam Certification</b>	BS 5852 Part 2: 1982 ignition source 5 (UK Sch 1 Part 1)
<b>Certification</b>	BS 5852 Part 1: 1979 ignition source 0 and 1 (UK Sch 4 Part 1 and 5 Part 1)

<b>PUTTY</b>	
<b>Code</b>	GRCU02PU
<b>Material</b>	100% Olefin fabric, Polyurethane foam
<b>Colour/Finish</b>	Putty, Water repellent
<b>Service Offer</b>	Quick Ship

<b>MOSS</b>	
<b>Code</b>	GRCU02MO
<b>Material</b>	100% Olefin fabric, Polyurethane foam
<b>Colour/Finish</b>	Moss, Water repellent
<b>Service Offer</b>	Quick Ship



# GROOVE LOUNGE CHAIR

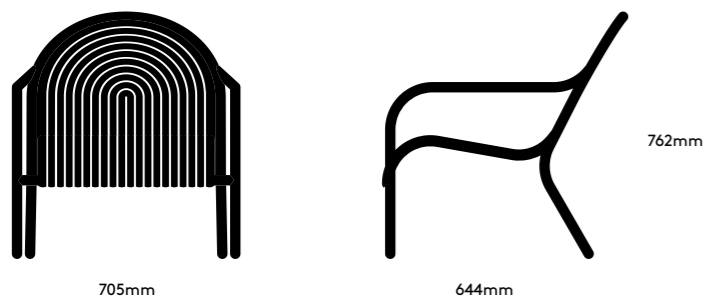


Groove, Tom Dixon’s highly anticipated outdoor collection is a family of furniture that’s been more than 10 years in the making. Crafted from durable aluminium, Groove is corrosion-resistant and built to withstand all weather conditions. The collection, with its distinctive art-deco inspired ridges, is available in two shades — Moss and Putty — designed to offer timeless elegance that fits effortlessly into any outdoor setting. All Groove chairs can be paired with a matching cushion.

<b>Year of Design</b>	2026
<b>Product Weight</b>	7.50kg
<b>Environment</b>	Outdoor
<b>Certification</b>	BS EN 581-1:2017, BS EN 581-2:2015

<b>MOSS</b>	
<b>Code</b>	GRLC01MO
<b>Material</b>	Aluminium
<b>Colour/Finish</b>	Moss, Gloss Powder Coat
<b>Service Offer</b>	NEW

<b>PUTTY</b>	
<b>Code</b>	GRLC01PU
<b>Material</b>	Aluminium
<b>Colour/Finish</b>	Putty, Gloss Powder Coat
<b>Service Offer</b>	NEW



# GROOVE LOUNGE FULL SEAT CUSHION

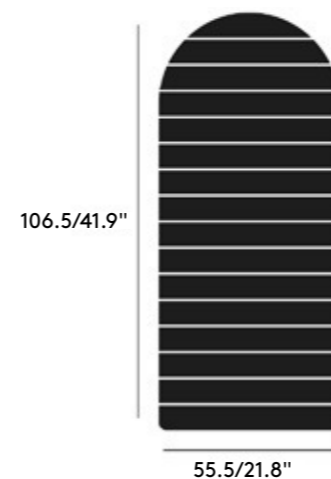


Groove, Tom Dixon’s highly anticipated outdoor collection is a family of furniture that’s been more than 10 years in the making. Crafted from durable aluminium, Groove is corrosion-resistant and built to withstand all weather conditions. The collection, with its distinctive art-deco inspired ridges, is available in two shades — Moss and Putty — designed to offer timeless elegance that fits effortlessly into any outdoor setting.

<b>Year of Design</b>	2026
<b>Product Weight</b>	0.80kg
<b>Environment</b>	Outdoor (Store inside)
<b>Foam Certification</b>	BS 5852 Part 2: 1982 ignition source 5 (UK Sch 1 Part 1)
<b>Certification</b>	BS 5852 Part 1: 1979 ignition source 0 and 1 (UK Sch 4 Part 1 and 5 Part 1)

<b>PUTTY</b>	
<b>Code</b>	GRCUL03PU
<b>Material</b>	100% Olefin fabric, Polyurethane foam
<b>Colour/Finish</b>	Putty, Water repellent
<b>Service Offer</b>	NEW

<b>MOSS</b>	
<b>Code</b>	GRCUL03MO
<b>Material</b>	100% Olefin fabric, Polyurethane foam
<b>Colour/Finish</b>	Moss, Water repellent
<b>Service Offer</b>	NEW



# GROOVE SEAT CUSHION

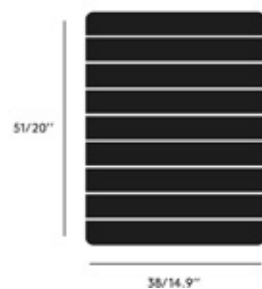


Groove, Tom Dixon's highly anticipated outdoor collection is a family of furniture that's been more than 10 years in the making. Crafted from durable aluminium, Groove is corrosion-resistant and built to withstand all weather conditions. The collection, with its distinctive art-deco inspired ridges, is available in two shades — Moss and Putty — designed to offer timeless elegance that fits effortlessly into any outdoor setting.

<b>Year of Design</b>	2025
<b>Product Weight</b>	0.29kg
<b>Environment</b>	Outdoor (Store inside)
<b>Foam Certification</b>	BS 5852 Part 2: 1982 ignition source 5 (UK Sch 1 Part 1)
<b>Certification</b>	BS 5852 Part 1: 1979 ignition source 0 and 1 (UK Sch 4 Part 1 and 5 Part 1)

<b>PUTTY</b>	
<b>Code</b>	GRCU01PU
<b>Material</b>	100% Olefin fabric, Polyurethane foam
<b>Colour/Finish</b>	Putty, Water repellent
<b>Service Offer</b>	Quick Ship

<b>MOSS</b>	
<b>Code</b>	GRCU01MO
<b>Material</b>	100% Olefin fabric, Polyurethane foam
<b>Colour/Finish</b>	Moss, Water repellent
<b>Service Offer</b>	Quick Ship



# GROOVE SIDE CHAIR

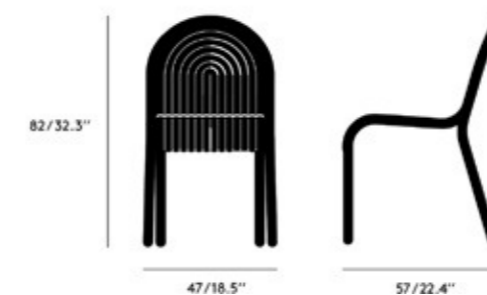


Groove, Tom Dixon's highly anticipated outdoor collection is a family of furniture that's been more than 10 years in the making. Crafted from durable aluminium, Groove is corrosion-resistant and built to withstand all weather conditions. The collection, with its distinctive art-deco inspired ridges, is available in two shades — Moss and Putty — designed to offer timeless elegance that fits effortlessly into any outdoor setting. All Groove chairs can be paired with a matching cushion.

<b>Year of Design</b>	2025
<b>Product Weight</b>	4.15kg
<b>Environment</b>	Outdoor
<b>Certification</b>	BS EN 581-1:2017, BS EN 581-2:2015

<b>PUTTY</b>	
<b>Code</b>	GRSC01PU
<b>Material</b>	Aluminium
<b>Colour/Finish</b>	Putty, Gloss Powder Coat
<b>Service Offer</b>	Quick Ship

<b>MOSS</b>	
<b>Code</b>	GRSC01MO
<b>Material</b>	Aluminium
<b>Colour/Finish</b>	Moss, Gloss Powder Coat
<b>Service Offer</b>	Quick Ship



# GROOVE STOOL

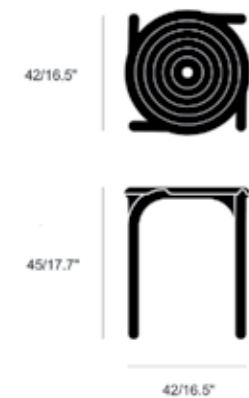


Groove, Tom Dixon’s highly anticipated outdoor collection is a family of furniture that’s been more than 10 years in the making. Crafted from durable aluminium, Groove is corrosion-resistant and built to withstand all weather conditions. The collection, with its distinctive art-deco inspired ridges, is available in two shades – Moss and Putty – designed to offer timeless elegance that fits effortlessly into any outdoor setting.

<b>Year of Design</b>	2025
<b>Product Weight</b>	2.10kg
<b>Environment</b>	Outdoor
<b>Certification</b>	BS EN 581-1:2017, BS EN 581-2:2015

<b>PUTTY</b>	
<b>Code</b>	GRST01PU
<b>Material</b>	Aluminium
<b>Colour/Finish</b>	Putty, Gloss Powder Coat
<b>Service Offer</b>	Quick Ship

<b>MOSS</b>	
<b>Code</b>	GRST01MO
<b>Material</b>	Aluminium
<b>Colour/Finish</b>	Moss, Gloss Powder Coat
<b>Service Offer</b>	Quick Ship



# GROOVE ROUND TABLE



Groove, Tom Dixon’s highly anticipated outdoor collection is a family of furniture that’s been more than 10 years in the making. Crafted from durable aluminium, Groove is corrosion-resistant and built to withstand all weather conditions. The collection, with its distinctive art-deco inspired ridges, is available in two shades – Moss and Putty – designed to offer timeless elegance that fits effortlessly into any outdoor setting.

<b>Year of Design</b>	2026
<b>Product Weight</b>	22.15kg
<b>Environment</b>	Outdoor
<b>Certification</b>	BS EN 581-1:2017, BS EN 581-3:2007

<b>PUTTY</b>	
<b>Code</b>	GRRT02PU-M1
<b>Material</b>	Aluminium
<b>Colour/Finish</b>	Putty, Gloss Powder Coat
<b>Top Code</b>	GRRT02PU
<b>Base Code</b>	GRRTB02PU
<b>Service Offer</b>	NEW

<b>MOSS</b>	
<b>Code</b>	GRRT02MO-M1
<b>Material</b>	Aluminium
<b>Colour/Finish</b>	Moss, Gloss Powder Coat
<b>Top Code</b>	GRRT02MO
<b>Base Code</b>	GRRTB02MO
<b>Service Offer</b>	NEW



# SLAB BAR STOOL



Celebrating the natural beauty of oak, Slab is constructed in angular forms of inviting simplicity. Each piece has generous proportions, solid materiality and is softened with a gentle radius edge. Slab is made from solid oak, sourced from sustainably-managed forests. The surface of the wood is deeply brushed to expose its natural grain.

Year of Design	2009
Product Weight	8.40kg
Environment	Indoor
Certification	BS EN 16139: 2013 Level 1

<b>NATURAL</b>	
Code	WOS03NA
Material	Solid Oak
Colour/Finish	Natural, Brushed, Matte Lacquered
Service Offer	Quick Ship

<b>BLACK</b>	
Code	WOS01BL
Material	Solid Oak
Colour/Finish	Black, Brushed, Matte Lacquered
Service Offer	Quick Ship



# SLAB DINING CHAIR



Celebrating the natural beauty of oak, Slab is constructed in angular forms of inviting simplicity. Each piece has generous proportions, solid materiality and is softened with a gentle radius edge. Slab is made from solid oak, sourced from sustainably-managed forests. The surface of the wood is deeply brushed to expose its natural grain. Slab Dining Chair comes with leather seat or unupholstered.

Year of Design	2018
Product Weight	7.00kg
Environment	Indoor
Certification	BS EN 16139: 2013 Level 1

<b>BLACK</b>	
Code	SLC01BL
Material	Solid Oak
Colour/Finish	Black, Brushed, Matte Lacquered
Service Offer	Quick Ship

<b>NATURAL</b>	
Code	SLC01NA
Material	Solid Oak
Colour/Finish	Natural, Brushed, Matte Lacquered
Service Offer	Quick Ship



# SLAB DINING CHAIR UPHOLSTERED



Celebrating the natural beauty of oak, Slab is constructed in angular forms of inviting simplicity. Each piece has generous proportions, solid materiality and is softened with a gentle radius edge. Slab is made from solid oak, sourced from sustainably-managed forests. The surface of the wood is deeply brushed to expose its natural grain. Slab Dining Chair comes with leather seat or unupholstered.

Year of Design	2018
Product Weight	7.00kg
Environment	Indoor
Foam Certification	BS 5852 Part 2: 1982 ignition source 5 (UK Sch 1 Part 1)
Certification	BS EN 16139: 2013 Level 1

<b>BLACK</b>	
Code	SLU01BL
Material	Solid Oak, Leather, Foam, Plywood
Colour/Finish	Black, Brushed, Matte Lacquered
Service Offer	Quick Ship

<b>NATURAL</b>	
Code	SLU01NA
Material	Solid Oak, Leather, Foam, Plywood
Colour/Finish	Natural, Black, Brushed, Matte Lacquered
Service Offer	Quick Ship



# SLAB LOUNGE CHAIR

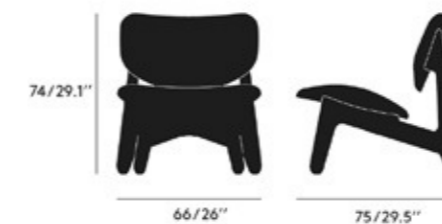


Celebrating the natural beauty of timber - Slab has generous proportions, solid materiality and is softened with a gently radius edge. The surface is deeply brushed to expose its natural grain. What was missing from the Slab range was a low lounge to support the family of tables, chairs and stools. The new Slab Lounge is a more designer graphic outcome made of solid oak or ash, with an oval seat pad upholstered in select fabrics. Slab Lounge can also be paired with a matching ottoman.

Year of Design	2024
Product Weight	12.00kg
Environment	Indoor
Foam Certification	BS 5852 Part 2: 1982 ignition source 5 (UK Sch 1 Part 1)
Certification	BS EN 16139: 2013 Level 1

<b>NATURAL FRAME, HALLINGDAL</b>	
Code	SLLCU01NAHA0130
Material	Fabric, Foam, Solid Oak, Plywood
Colour/Finish	Natural
Service Offer	NEW

<b>BLACK FRAME, HALLINGDAL</b>	
Code	SLLCU01BLHA0180
Material	Fabric, Foam, Solid Oak, Plywood
Colour/Finish	Black
Service Offer	NEW



# SLAB LOUNGE CHAIR



Celebrating the natural beauty of timber - Slab has generous proportions, solid materiality and is softened with a gently radius edge. The surface is deeply brushed to expose its natural grain. What was missing from the Slab range was a low lounge to support the family of tables, chairs and stools. The new Slab Lounge is a more designer graphic outcome made of solid oak or ash, with an oval seat pad upholstered in select fabrics. Slab Lounge can also be paired with a matching ottoman.

Year of Design	2024
Product Weight	12.00kg
Environment	Indoor
Foam Certification	BS 5852 Part 2: 1982 ignition source 5 (UK Sch 1 Part 1)
Certification	BS EN 16139: 2013 Level 1

## BLACK FRAME, BLACK LEATHER

Code	SLLCU01BLSY0100
Material	Leather, Foam, Solid Ash, Plywood
Colour/Finish	Black, Brushed, Matte Lacquered
Service Offer	NEW

## NATURAL FRAME, BLACK LEATHER

Code	SLLCU01NASY0100
Material	Leather, Foam, Solid Oak, Plywood
Colour/Finish	Natural, Brushed, Matte Lacquered
Service Offer	NEW



# SLAB LOUNGE CHAIR



Celebrating the natural beauty of timber - Slab has generous proportions, solid materiality and is softened with a gently radius edge. The surface is deeply brushed to expose its natural grain. What was missing from the Slab range was a low lounge to support the family of tables, chairs and stools. The new Slab Lounge is a more designer graphic outcome made of solid oak or ash, with an oval seat pad upholstered in select fabrics. Slab Lounge can also be paired with a matching ottoman.

Year of Design	2024
Product Weight	12.00kg
Environment	Indoor
Foam Certification	BS 5852 Part 2: 1982 ignition source 5 (UK Sch 1 Part 1)
Certification	BS EN 16139: 2013 Level 1

## NATURAL FRAME, COGNAC LEATHER

Code	SLLCU01NASY0513
Material	Leather, Foam, Solid Oak, Plywood
Colour/Finish	Natural, Brushed, Matte Lacquered
Service Offer	NEW

## NATURAL FRAME, CHOKO LEATHER

Code	SLLCU01NASY5004
Material	Leather, Foam, Solid Oak, Plywood
Colour/Finish	Natural
Service Offer	NEW



# SLAB LOUNGE CHAIR



Celebrating the natural beauty of timber - Slab has generous proportions, solid materiality and is softened with a gently radius edge. The surface is deeply brushed to expose its natural grain. What was missing from the Slab range was a low lounge to support the family of tables, chairs and stools. The new Slab Lounge is a more designer graphic outcome made of solid oak or ash, with an oval seat pad upholstered in select fabrics. Slab Lounge can also be paired with a matching ottoman.

Year of Design	2024
Product Weight	12.00kg
Environment	Indoor
Foam Certification	BS 5852 Part 2: 1982 ignition source 5 (UK Sch 1 Part 1)
Certification	BS EN 16139: 2013 Level 1

## NATURAL FRAME, ROYAL VELVET

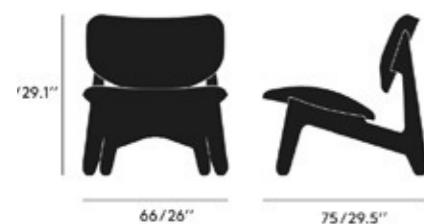
Code	SLLCU01NARLFR0162
Material	Fabric, Foam, Solid Oak, Plywood
Colour/Finish	Natural
Service Offer	NEW

## NATURAL FRAME, LINARA

Code	SLLCU01NALNFR05
Material	Fabric, Foam, Solid Oak, Plywood
Colour/Finish	Natural
Service Offer	NEW

## NATURAL FRAME, ELLE

Code	SLLCU01NAEL0200
Material	Fabric, Foam, Solid Oak, Plywood
Colour/Finish	Natural
Service Offer	NEW



# SLAB OTTOMAN



Celebrating the natural beauty of timber - Slab has generous proportions, solid materiality and is softened with a gently radius edge. The surface is deeply brushed to expose its natural grain. What was missing from the Slab range was a low lounge to support the family of tables, chairs and stools. The new Slab Ottoman is a more designer graphic outcome made of solid oak or ash, with an oval seat pad upholstered in select fabrics. Slab Ottoman can also be paired with a matching lounge chair.

Year of Design	2024
Product Weight	5.00kg
Environment	Indoor
Foam Certification	BS 5852 Part 2: 1982 ignition source 5 (UK Sch 1 Part 1)

## NATURAL FRAME, ROYAL VELVET

Code	SLLCOU01NARLFR0162
Material	Fabric, Foam, Solid Oak, Plywood
Colour/Finish	Natural, Brushed, Matte Lacquered
Service Offer	NEW

## NATURAL FRAME, LINARA

Code	SLLCOU01NALNFR05
Material	Fabric, Foam, Solid Oak, Plywood
Colour/Finish	Natural, Brushed, Matte Lacquered
Service Offer	NEW

## NATURAL FRAME, ELLE

Code	SLLCOU01NAEL0200
Material	Fabric, Foam, Solid Oak, Plywood
Colour/Finish	Natural, Brushed, Matte Lacquered
Service Offer	NEW



# SLAB OTTOMAN



Celebrating the natural beauty of timber - Slab has generous proportions, solid materiality and is softened with a gently radius edge. The surface is deeply brushed to expose its natural grain. What was missing from the Slab range was a low lounge and ottoman to support the family of tables, chairs and stools. The new Slab Ottoman is a more designer graphic outcome made of solid oak, with an oval seat pad upholstered in leather.

Year of Design	2024
Product Weight	5.00kg
Environment	Indoor
Foam Certification	BS 5852 Part 2: 1982 ignition source 5 (UK Sch 1 Part 1)

## BLACK FRAME, HALLINGDAL

Code	SLLCOU01BLHA0180
Material	Fabric, Foam, Solid Ash, Plywood
Colour/Finish	Black, Brushed, Matte Lacquered
Service Offer	NEW

## NATURAL FRAME, HALLINGDAL

Code	SLLCOU01NAHA0130
Material	Fabric, Foam, Solid Oak, Plywood
Colour/Finish	Natural, Brushed, Matte Lacquered
Service Offer	NEW



# SLAB OTTOMAN



Celebrating the natural beauty of timber - Slab has generous proportions, solid materiality and is softened with a gently radius edge. The surface is deeply brushed to expose its natural grain. What was missing from the Slab range was a low lounge and ottoman to support the family of tables, chairs and stools. The new Slab Ottoman is a more designer graphic outcome made of solid oak, with an oval seat pad upholstered in leather.

Year of Design	2024
Product Weight	5.00kg
Environment	Indoor
Foam Certification	BS 5852 Part 2: 1982 ignition source 5 (UK Sch 1 Part 1)

## BLACK FRAME, BLACK LEATHER

Code	SLLCOU01BLSY0100
Material	Leather, Foam, Solid Ash, Plywood
Colour/Finish	Black, Brushed, Matte Lacquered
Service Offer	NEW

## NATURAL FRAME, BLACK LEATHER

Code	SLLCOU01NASY0100
Material	Leather, Foam, Solid Oak, Plywood
Colour/Finish	Natural, Brushed, Matte Lacquered
Service Offer	NEW

## NATURAL FRAME, COGNAC LEATHER

Code	SLLCOU01NASY0513
Material	Leather, Foam, Solid Oak, Plywood
Colour/Finish	Natural, Brushed, Matte Lacquered
Service Offer	NEW

## NATURAL FRAME, CHOKO LEATHER

Code	SLLCOU01NASY5004
Material	Leather, Foam, Solid Oak, Plywood
Colour/Finish	Natural, Brushed, Matte Lacquered
Service Offer	NEW





**TABLES**

# FLASH TABLE CIRCLE

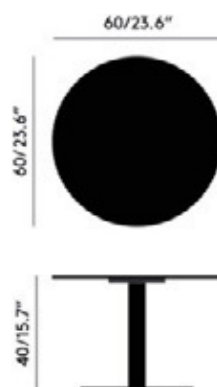


In true glam-rock fashion, Flash is part of our continued quest to create an ultra-reflective, theatrical surface which mirrors its surroundings. The tables in the family come in different finishes with a mirrored glass surface. Flash are moody singular statements that can be nested together as a three-tiered multi-level coffee table. Flash Table Circle is the mid-height table in the family.

Year of Design	2009
Product Weight	14.70kg
Environment	Indoor
Certification	BS EN 15372: 2016 Level 2

<b>BLACK</b>	
Code	FLT05BL
Material	Steel, Glass
Colour/Finish	Black, Glass Powder Coat
Top Material	Glass
Top Colour/Finish	Black, Polished
Base Material	Steel
Base Colour/Finish	Black, Gloss Powder Coat
Service Offer	Quick Ship

<b>BRASS</b>	
Code	FLT05BR
Material	Steel, Glass
Colour/Finish	Brass, Brushed, Lacquered
Top Material	Glass
Top Colour/Finish	Black, Polished
Base Material	Steel
Base Colour/Finish	Brass, Brushed, Plated
Service Offer	Quick Ship



# FLASH TABLE RECTANGLE



In true glam-rock fashion, Flash is part of our continued quest to create an ultra-reflective, theatrical surface which mirrors its surroundings. The tables in the family come in different finishes with a mirrored glass surface. Flash are moody singular statements that can be nested together as a three-tiered multi-level coffee table. Flash Table Rectangle is the tallest table in the family.

Year of Design	2009
Product Weight	11.20kg
Environment	Indoor
Certification	BS EN 15372: 2016 Level 2

<b>BLACK</b>	
Code	FLT04BL
Material	Steel, Glass
Colour/Finish	Black, Glass Powder Coat
Top Material	Glass
Top Colour/Finish	Black, Polished
Base Material	Steel
Base Colour/Finish	Black, Gloss Powder Coat
Service Offer	Quick Ship

<b>BRASS</b>	
Code	FLT04BR
Material	Steel, Glass
Colour/Finish	Brass, Brushed, Lacquered
Top Material	Glass
Top Colour/Finish	Black, Polished
Base Material	Steel
Base Colour/Finish	Brass, Brushed, Plated
Service Offer	Quick Ship



# FLASH TABLE SQUARE



In true glam-rock fashion, Flash is part of our continued quest to create an ultra-reflective, theatrical surface which mirrors its surroundings. The tables in the family come in different finishes with a mirrored glass surface. Flash are moody singular statements that can be nested together as a three-tiered multi-level coffee table. Flash Table Square is the lowest table in the family.

Year of Design	2009
Product Weight	27.00kg
Environment	Indoor
Certification	BS EN 15372: 2016 Level 2

## BLACK


Code	FLT06BL
Material	Steel, Glass
Colour/Finish	Black, Gloss Powder Coat
Top Material	Glass
Top Colour/Finish	Black, Polished
Base Material	Steel
Base Colour/Finish	Black, Gloss Powder Coat

Service Offer Quick Ship

## BRASS

Code	FLT06BR
Material	Steel, Glass
Colour/Finish	Brass, Brushed, Lacquered
Top Material	Glass
Top Colour/Finish	Black, Polished
Base Material	Steel
Base Colour/Finish	Brass, Brushed, Plated

Service Offer Quick Ship



# GROOVE OBROUND TABLE



Groove, Tom Dixon's highly anticipated outdoor collection is a family of furniture that's been more than 10 years in the making. Crafted from durable aluminium, Groove is corrosion-resistant and built to withstand all weather conditions. The collection, with its distinctive art-deco inspired ridges, is available in two shades — Moss and Putty — designed to offer timeless elegance that fits effortlessly into any outdoor setting.

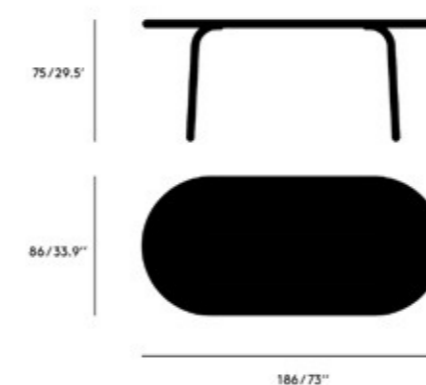
Year of Design	2025
Product Weight	25.65kg
Environment	Outdoor
Certification	BS EN 581-1:2017, BS EN 581-3:2007

## PUTTY

Code	GRDT01PU-M1
Material	Aluminium
Colour/Finish	Putty, Gloss Powder Coat
Top Code	GRDTT01PU
Base Code	GRDTB01PU
Service Offer	Quick Ship

## MOSS

Code	GRDT01MO-M1
Material	Aluminium
Colour/Finish	Moss, Gloss Powder Coat
Top Code	GRDTT01MO
Base Code	GRDTB01MO
Service Offer	Quick Ship



# SCREW CAFE TABLE 60CM/24IN



Inspired by a rotating sculptor's table, Screw uses typical reinforcement details, like a piece of traditional workshop equipment. In a nod to London's industrial past, Screw is also made with materials and processes associated with the Industrial Revolution. Its rotating top on a threaded steel pole allows for adjustable height, while being sturdy and durable.

Year of Design	2007
Product Weight	33.00kg
Environment	Indoor
Certification	BS EN 15372: 2016 Level 2

## BLACK BASE, WHITE MARBLE

Code	SCB03MT01W
Material	Marble, Plywood, Cast Iron, Steel
Colour/Finish	Black, White, Polished
Top Code	TOPT01W
Top Material	Marble
Top Colour/Finish	White, Polished
Base Code	SCB03
Base Material	Cast Iron, Steel
Base Colour/Finish	Black, Chrome, Matte Powder Coated
Service Offer	Quick Ship

## BLACK BASE, PEBBLE MARBLE

Code	SCB03MT03PE
Material	Marble, Cast Iron
Colour/Finish	Black, Polished
Top Code	TOPT02PE
Top Material	Marble, Plywood
Top Colour/Finish	Natural, Polished
Base Code	SCB03
Base Material	Cast Iron, Steel
Base Colour/Finish	Black, Chrome, Matte Powder Coated
Service Offer	Quick Ship



# SCREW CAFE TABLE 90CM/36IN



Inspired by a rotating sculptor's table, Screw uses typical reinforcement details, like a piece of traditional workshop equipment. In a nod to London's industrial past, Screw is also made with materials and processes associated with the Industrial Revolution. Its rotating top on a threaded steel pole allows for adjustable height, while being sturdy and durable.

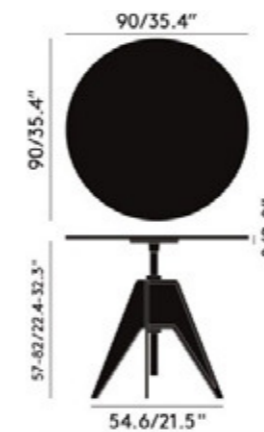
Year of Design	2007
Product Weight	50.00kg
Environment	Indoor
Certification	BS EN 15372: 2016 Level 2

## BLACK BASE, WHITE MARBLE

Code	SCB03MT04W
Material	Marble, Plywood, Cast Iron, Steel
Colour/Finish	Black, White, Polished
Top Code	TOPT04W
Top Material	Marble, Plywood
Top Colour/Finish	White, Polished
Base Code	SCB03
Base Material	Cast Iron, Steel
Base Colour/Finish	Black, Chrome, Matte Powder Coated
Service Offer	Quick Ship

## BLACK BASE, PEBBLE MARBLE

Code	SCB03MT04PE
Material	Marble, Cast Iron
Colour/Finish	Black, Polished
Top Code	TOPT03PE
Top Material	Marble, Plywood
Top Colour/Finish	Natural, Polished
Base Code	SCB03
Base Material	Cast Iron, Steel
Base Colour/Finish	Black, Chrome, Matte Powder Coated
Service Offer	Quick Ship



# SLAB DESK 120CM/48IN



Celebrating the natural beauty of oak, Slab is constructed in angular forms of inviting simplicity. Each piece has generous proportions, solid materiality and is softened with a gently radius edge. Slab is made from solid oak, left unbrushed for a smooth writing surface. For Slab Desk the traditional inkwell is turned into a cable management hole and a groove for stationery.

Year of Design	2016
Product Weight	10.00kg
Environment	Indoor

## BLACK

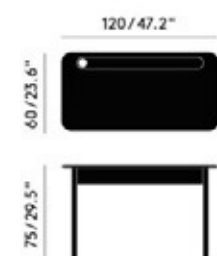
Code	SLD01BL
Material	Solid Oak
Colour/Finish	Black, Brushed, Matte Lacquered
Top Material	Solid Oak
Top Colour/Finish	Black, Matte Lacquered
Base Material	Solid Oak
Base Colour/Finish	Black, Matte Lacquered
Service Offer	Quick Ship

## FUMED

Code	SLD01FU
Material	Solid Oak
Colour/Finish	Brown, Brushed, Matte Lacquered
Top Material	Solid Oak
Top Colour/Finish	Brown, Matte Lacquered
Base Material	Solid Oak
Base Colour/Finish	Brown, Matte Lacquered
Service Offer	Quick Ship

## NATURAL

Code	SLD01NA
Material	Solid Oak
Colour/Finish	Natural, Brushed, Matte Lacquered
Top Material	Solid Oak
Top Colour/Finish	Natural, Matte Lacquered
Base Material	Solid Oak
Base Colour/Finish	Natural, Matte Lacquered
Service Offer	Quick Ship



# SLAB ROUND TABLE 120CM/48IN



Celebrating the natural beauty of oak, Slab is constructed in angular forms of inviting simplicity. Each piece has generous proportions, solid materiality and is softened with a gentle radius edge. Slab is made from solid oak, sourced from sustainably managed forests. The surface of the wood is deeply brushed to expose its natural grain. Slab tables come in different shapes and sizes.

Year of Design	2010
Year of Re-Design	2022
Product Weight	28.20kg
Environment	Indoor
Certification	BS EN 15372: 2016 Level 2

## BLACK

Code	SLRT02BL
Material	Solid Oak
Colour/Finish	Black, Brushed, Matte Lacquered
Top Material	Solid Oak
Top Colour/Finish	Black, Brushed, Matte Lacquered
Base Material	Solid Oak
Base Colour/Finish	Black, Brushed, Matte Lacquered
Service Offer	Quick Ship

## NATURAL

Code	SLRT02NA
Material	Solid Oak
Colour/Finish	Natural, Brushed, Matte Lacquered
Top Material	Solid Oak
Top Colour/Finish	Natural, Brushed, Matte Lacquered
Base Material	Solid Oak
Base Colour/Finish	Natural, Brushed, Matte Lacquered
Service Offer	Quick Ship



# SLAB ROUND TABLE 90CM/36IN



Celebrating the natural beauty of oak, Slab is constructed in angular forms of inviting simplicity. Each piece has generous proportions, solid materiality and is softened with a gentle radius edge. Slab is made from solid oak, sourced from sustainably managed forests. The surface of the wood is deeply brushed to expose its natural grain. Slab tables come in different shapes and sizes.

Year of Design	2010
Year of Re-Design	2022
Product Weight	16.40kg
Environment	Indoor
Certification	BS EN 15372: 2016 Level 2

<b>BLACK</b>	
Code	SLRT01BL
Material	Solid Oak
Colour/Finish	Black, Brushed, Matte Lacquered
Top Material	Solid Oak
Top Colour/Finish	Black, Brushed, Matte Lacquered
Base Material	Solid Oak
Base Colour/Finish	Black, Brushed, Matte Lacquered
Service Offer	Quick Ship

<b>NATURAL</b>	
Code	SLRT01NA
Material	Solid Oak
Colour/Finish	Natural, Brushed, Matte Lacquered
Top Material	Solid Oak
Top Colour/Finish	Natural, Brushed, Matte Lacquered
Base Material	Solid Oak
Base Colour/Finish	Natural, Brushed, Matte Lacquered
Service Offer	Quick Ship



# SLAB TABLE 200CM/79IN

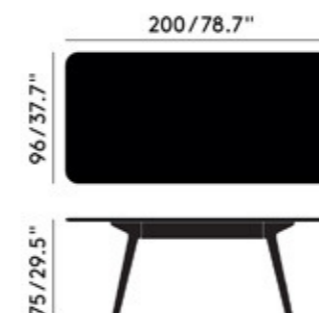


Celebrating the natural beauty of oak, Slab is constructed in angular forms of inviting simplicity. Each piece has generous proportions, solid materiality and is softened with a gentle radius edge. Slab is made from solid oak, sourced from sustainably managed forests. The surface of the wood is deeply brushed to expose its natural grain. Slab tables come in different shapes and sizes.

Year of Design	2006
Product Weight	55.00kg
Environment	Indoor
Certification	BS EN 15372: 2016 Level 2

<b>BLACK</b>	
Code	WOT10BL-M1
Material	Solid Oak
Colour/Finish	Black, Brass, Brushed, Matte Lacquered
Top Material	Solid Oak
Top Colour/Finish	Black, Brushed, Matte Lacquered
Base Material	Solid Oak
Base Colour/Finish	Black, Brushed, Matte Lacquered
Service Offer	Quick Ship

<b>NATURAL</b>	
Code	WOT10NA-M1
Material	Solid oak
Colour/Finish	Multi, Brushed, Matte Lacquered
Top Material	Solid Oak
Top Colour/Finish	Natural, Brushed, Matte Lacquered
Base Material	Solid Oak
Base Colour/Finish	Natural, Brushed, Matte Lacquered
Service Offer	Quick Ship



# STONE TABLE RECTANGLE

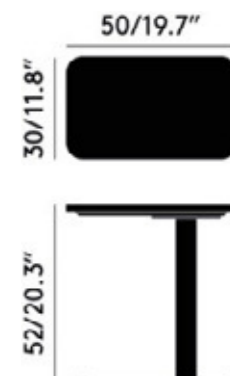


A smartly detailed side table in a rectangular form. The Stone Table is available with a glossy black base and a stone top made of colourful marble mined from the Shandong and Fujian provinces of China. The pattern of the natural marble is due to the crustal movement changes in the process of lava extrusion, developed over millions of years.

Year of Design	2019
Product Weight	15.10kg
Environment	Indoor

## BLACK BASE, PEBBLE MARBLE

Code	STPE01BL
Material	Marble, Plywood, Steel
Colour/Finish	Natural, Black, Polished, Gloss Powder Coat
Top Material	Marble, Plywood
Top Colour/Finish	Black Pebble, Polished
Base Material	Steel
Base Colour/Finish	Black, Gloss Powder Coat
Service Offer	Quick Ship



# TUBE DINING TABLE 60CM/24IN



Reductionist in form, Tube features a striking table base made from brass plated or gloss black powder coated tubing that supports a round table top to create a simple, sleek table for all occasions. The collection includes varying tube sizes and table tops in white or pebble marble.

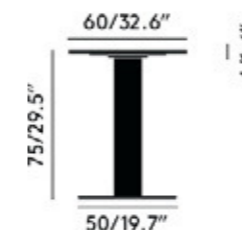
Year of Design	2017
Product Weight	33.40kg
Environment	Indoor
Certification	BS EN 15372: 2016 Level 2

## BLACK BASE, WHITE MARBLE

Code	TUB03BLMT01W
Material	Steel, Marble
Colour/Finish	Black, White, Polished
Top Code	TOPT01W
Top Material	Marble, Plywood
Top Colour/Finish	White, Polished
Base Code	TUB03BL
Base Material	Steel
Base Colour/Finish	Black, Gloss Powder Coat
Service Offer	Quick Ship

## BLACK BASE, PEBBLE MARBLE

Code	TUB03BLMT03PE
Material	Marble, Steel
Colour/Finish	Black, Polished
Top Code	TOPT02PE
Top Material	Marble, Plywood
Top Colour/Finish	Natural, Polished
Base Code	TUB03BL
Base Material	Steel
Base Colour/Finish	Black, Gloss Powder Coat
Service Offer	Quick Ship



# TUBE DINING TABLE 60CM/24IN



Reductionist in form, Tube features a striking table base made from brass plated or gloss black powder coated tubing that supports a round table top to create a simple, sleek table for all occasions. The collection includes varying tube sizes and table tops in white or pebble marble.

Year of Design	2017
Product Weight	33.40kg
Environment	Indoor
Certification	BS EN 15372: 2016 Level 2

## BRASS BASE, WHITE MARBLE

Code	TUB03BRMT01W
Material	Steel, Marble
Colour/Finish	Brass, White, Polished
Top Code	TOPT01W
Top Material	Marble, Plywood
Top Colour/Finish	White, Polished
Base Code	TUB03BR
Base Material	Steel
Base Colour/Finish	Brass, Brushed, Lacquered

Service Offer Quick Ship

## BRASS BASE, PEBBLE MARBLE

Code	TUB03BRMT03PE
Material	Marble, Steel
Colour/Finish	Brass, Polished
Top Code	TOPT02PE
Top Material	Marble, Plywood
Top Colour/Finish	Natural, Polished
Base Code	TUB03BR
Base Material	Steel
Base Colour/Finish	Brass, Brushed, Lacquered

Service Offer Quick Ship



# TUBE DINING TABLE 90CM/36IN



Reductionist in form, Tube features a striking table base made from brass plated or gloss black powder coated tubing that supports a round table top to create a simple, sleek table for all occasions. The collection includes varying tube sizes and table tops in white or pebble marble.

Year of Design	2017
Product Weight	50.40kg
Environment	Indoor
Certification	BS EN 15372: 2016 Level 2

## BLACK BASE, WHITE MARBLE

Code	TUB03BLMT04W
Material	Steel, Marble
Colour/Finish	Black, White, Polished
Top Code	TOPT04W
Top Material	Marble, Plywood
Top Colour/Finish	White, Polished
Base Code	TUB03BL
Base Material	Steel
Base Colour/Finish	Black, Gloss Powder Coat

Service Offer Quick Ship

## BLACK BASE, PEBBLE MARBLE

Code	TUB03BLMT04PE
Material	Marble, Steel
Colour/Finish	Black, Polished
Top Code	TOPT03PE
Top Material	Marble, Plywood
Top Colour/Finish	Natural, Polished
Base Code	TUB03BL
Base Material	Steel
Base Colour/Finish	Black, Gloss Powder Coat

Service Offer Quick Ship



# TUBE DINING TABLE 90CM/36IN



Reductionist in form, Tube features a striking table base made from brass plated or gloss black powder coated tubing that supports a round table top to create a simple, sleek table for all occasions. The collection includes varying tube sizes and table tops in white or pebble marble.

Year of Design	2017
Product Weight	50.40kg
Environment	Indoor
Certification	BS EN 15372: 2016 Level 2

## BRASS BASE, WHITE MARBLE

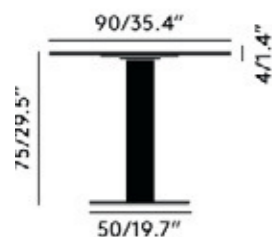
Code	TUB03BRMT04W
Material	Marble, Steel
Colour/Finish	Brass, White, Polished
Top Code	TOPT04W
Top Material	Marble, Plywood
Top Colour/Finish	White, Polished
Base Code	TUB03BR
Base Material	Steel
Base Colour/Finish	Brass, Brushed, Lacquered

Service Offer Quick Ship

## BRASS BASE, PEBBLE MARBLE

Code	TUB03BRMT04PE
Material	Marble, Steel
Colour/Finish	Brass, Polished
Top Code	TOPT03PE
Top Material	Marble, Plywood
Top Colour/Finish	Natural, Polished
Base Code	TUB03BR
Base Material	Steel
Base Colour/Finish	Brass, Brushed, Lacquered

Service Offer Quick Ship



# TUBE HIGH TABLE 60CM/24IN



Reductionist in form, Tube features a striking table base made from brass plated or gloss black powder coated tubing that supports a round table top to create a simple, sleek table for all occasions. The collection includes varying tube sizes and table tops in white or pebble marble.

Year of Design	2019
Product Weight	35.50kg
Environment	Indoor
Certification	BS EN 15372: 2016 Level 2

## BLACK BASE, WHITE MARBLE

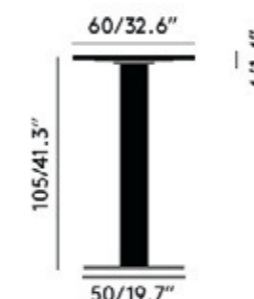
Code	TUB04BLMT01W
Material	Steel, Marble
Colour/Finish	Black, White, Polished
Top Code	TOPT01W
Top Material	Marble, Plywood
Top Colour/Finish	White, Polished
Base Code	TUB04BL
Base Material	Steel
Base Colour/Finish	Black, Gloss Powder Coat

Service Offer Quick Ship

## BLACK BASE, PEBBLE MARBLE

Code	TUB04BLMT03PE
Material	Marble, Steel
Colour/Finish	Black, Polished
Top Code	TOPT02PE
Top Material	Marble, Plywood
Top Colour/Finish	Natural, Polished
Base Code	TUB04BL
Base Material	Steel
Base Colour/Finish	Black, Gloss Powder Coat

Service Offer Quick Ship



# TUBE HIGH TABLE 60CM/24IN



Reductionist in form, Tube features a striking table base made from brass plated or gloss black powder coated tubing that supports a round table top to create a simple, sleek table for all occasions. The collection includes varying tube sizes and table tops in white or pebble marble.

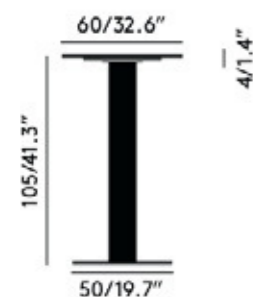
Year of Design	2019
Product Weight	35.50kg
Environment	Indoor
Certification	BS EN 15372: 2016 Level 2

## BRASS BASE, WHITE MARBLE

Code	TUB04BRMT01W
Material	Steel, Marble
Colour/Finish	Brass, White, Polished
Top Code	TOPT01W
Top Material	Marble, Plywood
Top Colour/Finish	White, Polished
Base Code	TUB04BR
Base Material	Steel
Base Colour/Finish	Brass, Brushed, Lacquered
Service Offer	Quick Ship

## BRASS BASE, PEBBLE MARBLE

Code	TUB04BRMT03PE
Material	Marble, Steel
Colour/Finish	Brass, Polished
Top Code	TOPT02PE
Top Material	Marble, Plywood
Top Colour/Finish	Natural, Polished
Base Code	TUB04BR
Base Material	Steel
Base Colour/Finish	Brass, Brushed, Lacquered
Service Offer	Quick Ship



# TUBE HIGH TABLE 90CM/36IN



Reductionist in form, Tube features a striking table base made from brass plated or gloss black powder coated tubing that supports a round table top to create a simple, sleek table for all occasions. The collection includes varying tube sizes and table tops in white or pebble marble.

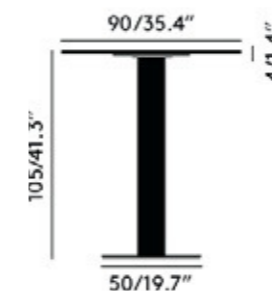
Year of Design	2019
Product Weight	52.30kg
Environment	Indoor
Certification	BS EN 15372: 2016 Level 2

## BLACK BASE, WHITE MARBLE

Code	TUB04BLMT04W
Material	Steel, Marble
Colour/Finish	Black, White, Polished
Top Code	TOPT04W
Top Material	Marble, Plywood
Top Colour/Finish	White, Polished
Base Code	TUB04BL
Base Material	Steel
Base Colour/Finish	Black, Gloss Powder Coat
Service Offer	Quick Ship

## BLACK BASE, PEBBLE MARBLE

Code	TUB04BLMT04PE
Material	Marble, Steel
Colour/Finish	Black, Polished
Top Code	TOPT03PE
Top Material	Marble, Plywood
Top Colour/Finish	Natural, Polished
Base Code	TUB04BL
Base Material	Steel
Base Colour/Finish	Black, Gloss Powder Coat
Service Offer	Quick Ship



# TUBE HIGH TABLE 90CM/36IN



Reductionist in form, Tube features a striking table base made from brass plated or gloss black powder coated tubing that supports a round table top to create a simple, sleek table for all occasions. The collection includes varying tube sizes and table tops in white or pebble marble.

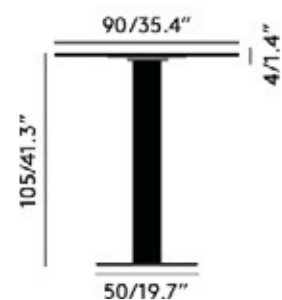
Year of Design	2019
Product Weight	52.30kg
Environment	Indoor
Certification	BS EN 15372: 2016 Level 2

## BRASS BASE, WHITE MARBLE

Code	TUB04BRMT04W
Material	Marble, Steel
Colour/Finish	Brass, White, Polished
Top Code	TOPT04W
Top Material	Marble, Plywood
Top Colour/Finish	White, Polished
Base Code	TUB04BR
Base Material	Steel
Base Colour/Finish	Brass, Brushed, Lacquered
Service Offer	Quick Ship

## BRASS BASE, PEBBLE MARBLE

Code	TUB04BRMT04PE
Material	Marble, Steel
Colour/Finish	Brass, Polished
Top Code	TOPT03PE
Top Material	Marble, Plywood
Top Colour/Finish	Natural, Polished
Base Code	TUB04BR
Base Material	Steel
Base Colour/Finish	Brass, Brushed, Lacquered
Service Offer	Quick Ship





UPHOLSTERY

# FAT DINING CHAIR STEEL



Fat is designed to hug the body and allows for multiple sitting positions. Fat is made from moulded foam, wrapped in upholstery by experienced craftsmen, and is available with metal legs in high gloss black lacquer. The iconic Fat silhouette, a Tom Dixon best-seller, is now lighter and more streamlined. Ideal for home offices, workspaces, dining rooms and restaurants, catering to the hybrid lifestyle of work and play. Engineered for contract and residential use.

<b>Year of Design</b>	2018
<b>Product Weight</b>	13.2kg
<b>Material</b>	Fabric, Foam, Plywood, MDF, Steel
<b>Foam Certification</b>	BS 5852 Part 2: 1982 ignition source 5 (UK Sch 1 Part 1)
<b>Certification</b>	BS EN 16139: 2013 Level 1
<b>Fabric Consumption</b>	1.2m
<b>Leather Consumption</b>	1.5sqm

## COLLECTION FABRICS

### How to order

Item Code + Leg Code + Fabric Code + Fabric Colour Code  
eg: FATDC01BLSHE0123

### Item Code

FATDC01

### Fabric Code

Tom Dixon Velvet FR - RLFR	Kvadrat Melange Nap - MN
Tom Dixon Boucle FR - APFR	Kvadrat Divina Melange 3 - DM
Kvadrat Hero 2 - HE	Tom Dixon Leather - SY
Hallingdal 65 - HA	Sahco Elle - EL
Romo Linara FR - LNFR	Febrik Gentle 2 - GE

### Fabric Colour Code

For colour codes see Upholstery Guide

### Leg Colour Code

Black - BLS

**Service Offer** Collection

## CUSTOMER OWN MATERIAL/LEATHER

### How to order

Please see Upholstery Guide

### COM Fabric Code

FATDC01BLSTMF

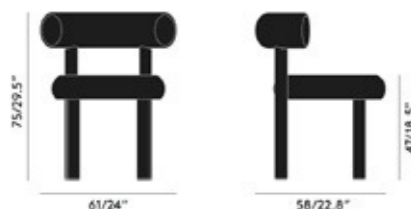
### COL Leather Code

FATDC01BLSTML

### Leg Colour Code

Black - BLS

**Service Offer** Made to Order



# FAT DINING CHAIR WOOD



Fat is designed to hug the body and allow for multiple sitting positions. Fat is made from moulded foam, wrapped in upholstery by experienced craftsmen, and now available in brushed black ash and brushed natural oak legs for a soft and natural aesthetic. Fat Wood is manufactured in Europe, and has been re-engineered to be lighter for easier handling and movement.

<b>Year of Design</b>	2018
<b>Product Weight</b>	12.9kg
<b>Material</b>	Fabric, Foam, Plywood, MDF, Oak
<b>Foam Certification</b>	BS 5852 Part 2: 1982 ignition source 5 (UK Sch 1 Part 1)

<b>Fabric Consumption</b>	1.2m
<b>Leather Consumption</b>	1.5sqm

## COLLECTION FABRICS

### How to order

Item Code + Leg Code + Fabric Code + Fabric Colour Code  
eg: FATDC01BLWHE0123

### Item Code

FATDC01

### Fabric Code

Tom Dixon Velvet FR - RLFR	Kvadrat Melange Nap - MN
Tom Dixon Boucle FR - APFR	Kvadrat Divina Melange 3 - DM
Kvadrat Hero 2 - HE	Tom Dixon Leather - SY
Hallingdal 65 - HA	Sahco Elle - EL
Romo Linara FR - LNFR	Febrik Gentle 2 - GE

### Fabric Colour Code

For colour codes see Upholstery Guide

### Leg Colour Code

Natural - NAW, Black - BLW

**Service Offer** Collection

## CUSTOMER OWN MATERIAL/LEATHER

### How to order

Please see Upholstery Guide

### COM Fabric Code

FATDC01BLWTMF, FATDC01NAWTMF

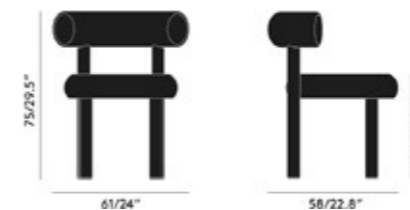
### COM Leather Code

FATDC01BLWTML, FATDC01NAWTML

### Leg Colour Code

Natural - NAW, Black - BLW

**Service Offer** Made to Order

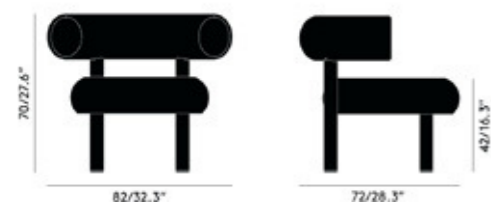


# FAT LOUNGE CHAIR STEEL



Fat is designed to hug the body and allows for multiple sitting positions. Fat is made from moulded foam, wrapped in upholstery by experienced craftsmen, and is available with metal legs in high gloss black lacquer. The iconic Fat silhouette, a Tom Dixon best-seller, is now lighter and more streamlined. Ideal for home offices, workspaces, dining rooms and restaurants, catering to the hybrid lifestyle of work and play. Engineered for contract and residential use.

<b>Year of Design</b>	2018
<b>Product Weight</b>	19.4kg
<b>Material</b>	Fabric, Foam, Plywood, MDF, Steel
<b>Foam Certification</b>	BS 5852 Part 2: 1982 ignition source 5 (UK Sch 1 Part 1)
<b>Certification</b>	BS EN 16139: 2013 Level 1
<b>Fabric Consumption</b>	1.75m
<b>Leather Consumption</b>	2.5sqm



## COLLECTION FABRICS

### How to order

Item Code + Leg Code + Fabric Code + Fabric Colour Code  
eg: FATLC01BLSHE0123

### Item Code

FATLC01

### Fabric Code

Tom Dixon Velvet FR - RLFR	Kvadrat Melange Nap - MN
Tom Dixon Boucle FR - APFR	Kvadrat Divina Melange 3 - DM
Kvadrat Hero 2 - HE	Tom Dixon Leather - SY
Hallingdal 65 - HA	Sahco Elle - EL
Romo Linara FR - LNFR	Febrik Gentle 2 - GE

### Fabric Colour Code

For colour codes see Upholstery Guide

### Leg Colour Code

Black - BLS

**Service Offer** Collection

## CUSTOMER OWN MATERIAL/LEATHER

### How to order

Please see Upholstery Guide

### COM Fabric Code

FATLC01BLSTMF

### COL Leather Code

FATLC01BLSTML

### Leg Colour Code

Black - BLS

**Service Offer** Made to Order

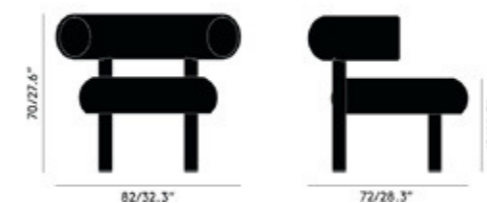
# FAT LOUNGE CHAIR WOOD



Fat is designed to hug the body and allow for multiple sitting positions. Fat is made from moulded foam, wrapped in upholstery by experienced craftsmen, and now available in brushed black ash and brushed natural oak legs for a soft and natural aesthetic. Fat Wood is manufactured in Europe, and has been re-engineered to be lighter for easier handling and movement.

<b>Year of Design</b>	2018
<b>Product Weight</b>	19.1kg
<b>Material</b>	Fabric, Foam, Plywood, MDF, Oak
<b>Foam Certification</b>	BS 5852 Part 2: 1982 ignition source 5 (UK Sch 1 Part 1)

<b>Fabric Consumption</b>	1.75m
<b>Leather Consumption</b>	2.5sqm



## COLLECTION FABRICS

### How to order

Item Code + Leg Code + Fabric Code + Fabric Colour Code  
eg: FATLC01NAWHE0123

### Item Code

FATLC01

### Fabric Code

Tom Dixon Velvet FR - RLFR	Kvadrat Melange Nap - MN
Tom Dixon Boucle FR - APFR	Kvadrat Divina Melange 3 - DM
Kvadrat Hero 2 - HE	Tom Dixon Leather - SY
Hallingdal 65 - HA	Sahco Elle - EL
Romo Linara FR - LNFR	Febrik Gentle 2 - GE

### Fabric Colour Code

For colour codes see Upholstery Guide

### Leg Colour Code

Natural - NAW, Black - BLW

**Service Offer** Collection

## CUSTOMER OWN MATERIAL/LEATHER

### How to order

Please see Upholstery Guide

### COM Fabric Code

FATLC01BLWTMF, FATLC01NAWTMF

### COM Leather Code

FATLC01BLWTML, FATLC01NAWTML

### Leg Colour Code

Natural - NAW, Black - BLW

**Service Offer** Made to Order

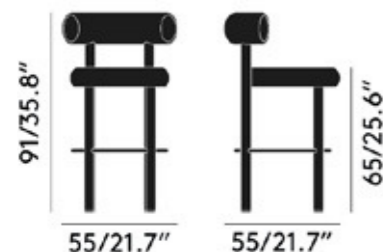
# FAT STOOL 65CM STEEL



Fat is designed to hug the body and allows for multiple sitting positions. Fat is made from moulded foam, wrapped in upholstery by experienced craftsmen, and is available with metal legs in high gloss black lacquer. The iconic Fat silhouette, a Tom Dixon best-seller, is now lighter and more streamlined. Ideal for home offices, workspaces, dining rooms and restaurants, catering to the hybrid lifestyle of work and play. Engineered for contract and residential use.

<b>Year of Design</b>	2018
<b>Product Weight</b>	12.9kg
<b>Material</b>	Fabric, Foam, Plywood, MDF, Steel
<b>Foam Certification</b>	BS 5852 Part 2: 1982 ignition source 5 (UK Sch 1 Part 1)

**Fabric Consumption** 1.15m  
**Leather Consumption** 1.2sqm



## COLLECTION FABRICS

### How to order

Item Code + Leg Code + Fabric Code + Fabric Colour Code  
eg: FATS02BLSHE0123

### Item Code

FATS02

### Fabric Code

Tom Dixon Velvet FR - RLFR	Kvadrat Melange Nap - MN
Tom Dixon Boucle FR - APFR	Kvadrat Divina Melange 3 -DM
Kvadrat Hero 2 - HE	Tom Dixon Leather - SY
Hallingdal 65 - HA	Sahco Elle - EL
Romo Linara FR - LNFR	Febrik Gentle 2 - GE

### Fabric Colour Code

For colour codes see Upholstery Guide

### Leg Colour Code

Black - BLS

**Service Offer** Collection

## CUSTOMER OWN MATERIAL/LEATHER

### How to order

Please see Upholstery Guide

### COM Fabric Code

FATS02BLSTMF

### COL Leather Code

FATS02BLSTML

### Leg Colour Code

Black - BLS

**Service Offer** Made to Order

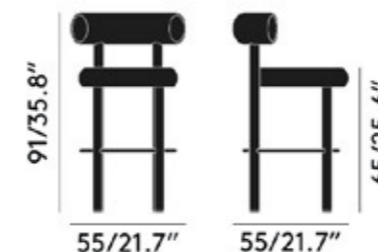
# FAT STOOL 65CM WOOD



Fat is designed to hug the body and allow for multiple sitting positions. Fat is made from moulded foam, wrapped in upholstery by experienced craftsmen, and now available in brushed black ash and brushed natural oak legs for a soft and natural aesthetic. Fat Wood is manufactured in Europe, and has been re-engineered to be lighter for easier handling and movement.

<b>Year of Design</b>	2018
<b>Product Weight</b>	11.9kg
<b>Material</b>	Fabric, Foam, Plywood, MDF, Oak
<b>Foam Certification</b>	BS 5852 Part 2: 1982 ignition source 5 (UK Sch 1 Part 1)

**Fabric Consumption** 1.15m  
**Leather Consumption** 1.2sqm



## COLLECTION FABRICS

### How to order

Item Code + Leg Code + Fabric Code + Fabric Colour Code  
eg: FATS02NAWHE0123

### Item Code

FATS02

### Fabric Code

Tom Dixon Velvet FR - RLFR	Kvadrat Melange Nap - MN
Tom Dixon Boucle FR - APFR	Kvadrat Divina Melange 3 -DM
Kvadrat Hero 2 - HE	Tom Dixon Leather - SY
Hallingdal 65 - HA	Sahco Elle - EL
Romo Linara FR - LNFR	Febrik Gentle 2 - GE

### Fabric Colour Code

For colour codes see Upholstery Guide

### Leg Colour Code

Natural - NAW, Black - BLW

**Service Offer** Collection

## CUSTOMER OWN MATERIAL/LEATHER

### How to order

Please see Upholstery Guide

### COM Fabric Code

FATS02BLWTMF, FATS02NAWTMF

### COM Leather Code

FATS02BLWTML, FATS02NAWTML

### Leg Colour Code

Natural - NAW, Black - BLW

**Service Offer** Made to Order

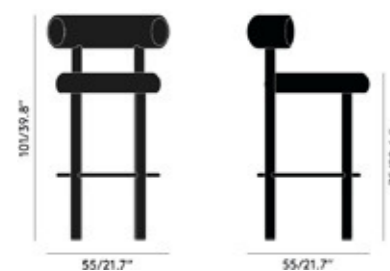
# FAT STOOL 75CM STEEL



Fat is designed to hug the body and allows for multiple sitting positions. Fat is made from moulded foam, wrapped in upholstery by experienced craftsmen, and is available with metal legs in high gloss black lacquer. The iconic Fat silhouette, a Tom Dixon best-seller, is now lighter and more streamlined. Ideal for home offices, workspaces, dining rooms and restaurants, catering to the hybrid lifestyle of work and play. Engineered for contract and residential use.

<b>Year of Design</b>	2018
<b>Product Weight</b>	13.2kg
<b>Material</b>	Fabric, Foam, Plywood, MDF, Steel
<b>Foam Certification</b>	BS 5852 Part 2: 1982 ignition source 5 (UK Sch 1 Part 1)

<b>Fabric Consumption</b>	1.15m
<b>Leather Consumption</b>	1.2sqm



## COLLECTION FABRICS

### How to order

Item Code + Leg Code + Fabric Code + Fabric Colour Code  
eg: FATS01BLSHE0123

### Item Code

FATS01

### Fabric Code

Tom Dixon Velvet FR - RLFR	Kvadrat Melange Nap - MN
Tom Dixon Boucle FR - APFR	Kvadrat Divina Melange 3 -DM
Kvadrat Hero 2 - HE	Tom Dixon Leather - SY
Hallingdal 65 - HA	Sahco Elle - EL
Romo Linara FR - LNFR	Febrik Gentle 2 - GE

### Fabric Colour Code

For colour codes see Upholstery Guide

### Leg Colour Code

Black - BLS

**Service Offer** Collection

## CUSTOMER OWN MATERIAL/LEATHER

### How to order

Please see Upholstery Guide

### COM Fabric Code

FATS01BLSTMF

### COL Leather Code

FATS01BLSTML

### Leg Colour Code

Black - BLS

**Service Offer** Made to Order

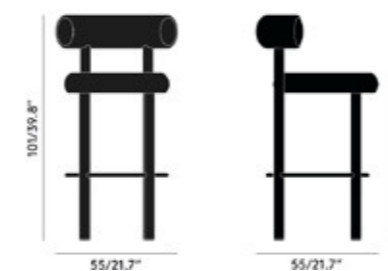
# FAT STOOL 75CM WOOD



Fat is designed to hug the body and allow for multiple sitting positions. Fat is made from moulded foam, wrapped in upholstery by experienced craftsmen, and now available in brushed black ash and brushed natural oak legs for a soft and natural aesthetic. Fat Wood is manufactured in Europe, and has been re-engineered to be lighter for easier handling and movement.

<b>Year of Design</b>	2018
<b>Product Weight</b>	12.2kg
<b>Material</b>	Fabric, Foam, Plywood, MDF, Oak
<b>Foam Certification</b>	BS 5852 Part 2: 1982 ignition source 5 (UK Sch 1 Part 1)

<b>Fabric Consumption</b>	1.15m
<b>Leather Consumption</b>	1.2sqm



## COLLECTION FABRICS

### How to order

Item Code + Leg Code + Fabric Code + Fabric Colour Code  
eg: FATS01NAWHE0123

### Item Code

FATS01

### Fabric Code

Tom Dixon Velvet FR - RLFR	Kvadrat Melange Nap - MN
Tom Dixon Boucle FR - APFR	Kvadrat Divina Melange 3 -DM
Kvadrat Hero 2 - HE	Tom Dixon Leather - SY
Hallingdal 65 - HA	Sahco Elle - EL
Romo Linara FR - LNFR	Febrik Gentle 2 - GE

### Fabric Colour Code

For colour codes see Upholstery Guide

### Leg Colour Code

Natural - NAW, Black - BLW

**Service Offer** Collection

## CUSTOMER OWN MATERIAL/LEATHER

### How to order

Please see Upholstery Guide

### COM Fabric Code

FATS01BLWTMF, FATS01NAWTMF

### COM Leather Code

FATS01BLWTML, FATS01NAWTML

### Leg Colour Code

Natural - NAW, Black - BLW

**Service Offer** Made to Order

# FAT WORK



Fat Work was inspired by Tom taking home an office chair during Covid, which lasted only two days because he didn't like its aesthetic, and it didn't fit into his domestic interior environment. This dissatisfaction prompted him to design his own perfect home office chair, giving birth to Fat Work. Made in Europe, it is a true statement piece of supreme comfort. The first time Tom has put wheels on his furniture, Fat Work is height adjustable with a five-star base and engineered to support great posture.

<b>Year of Design</b>	2024
<b>Product Weight</b>	17.8kg
<b>Material</b>	Fabric, Foam, Plywood, MDF, Steel
<b>Foam Certification</b>	BS 5852 Part 2: 1982 ignition source 5 (UK Sch 1 Part 1)
<b>Certification</b>	BS EN 16139: 2013 Level 1; BS EN 1335-2: 2018
<b>Fabric Consumption</b>	1.2m
<b>Leather Consumption</b>	1.5sqm



## COLLECTION FABRICS

### How to order

Item Code + Leg Code + Fabric Code + Fabric Colour Code  
eg: FATWK01BLHE0123

### Item Code

FATWK01

### Fabric Code

Tom Dixon Velvet FR - RLFR	Kvadrat Melange Nap - MN
Tom Dixon Boucle FR - APFR	Kvadrat Divina Melange 3 -DM
Kvadrat Hero 2 - HE	Tom Dixon Leather - SY
Hallingdal 65 - HA	Sahco Elle - EL
Romo Linara FR - LNFR	Febrik Gentle 2 - GE

### Fabric Colour Code

For colour codes see Upholstery Guide

### Leg Colour Code

Black - BL

**Service Offer** Collection

## CUSTOMER OWN MATERIAL/LEATHER

### How to order

Please see Upholstery Guide

### COM Fabric Code

FATWK01BLTMF

### Tailor Made Leather Code

FATWK01BLTML

### Leg Colour Code

Black - BL

**Service Offer** Made to Order

# FAT SOFA OTTOMAN



This year, Tom Dixon extends the best-selling Fat collection's design principles to sofas. Designed for utmost comfort, perfect for relaxing at home or in social spaces. The Fat sofas act as a central, inviting 'living island' in any environment, enhancing both aesthetics and functionality. The fully modular system allows for endless configurations, adapting to various spaces and needs, making it easy to create unique, personalised set-ups.

<b>Year of Design</b>	2024
<b>Product Weight</b>	24.5kg
<b>Material</b>	Fabric, Foam, Plywood, MDF, Steel
<b>Foam Certification</b>	BS 5852 Part 2: 1982 ignition source 5 (UK Sch 1 Part 1)
<b>Certification</b>	BS EN 16139: 2013 Level 1



## COLLECTION FABRICS

### How to order

Item Code + Leg Code + Fabric Code + Fabric Colour Code  
eg: FATDC01BLHE0123

### Item Code

FATSOT01

### Fabric Code

Tom Dixon Velvet FR - RLFR	Kvadrat Melange Nap - MN
Tom Dixon Boucle FR - APFR	Kvadrat Divina Melange 3 -DM
Kvadrat Hero 2 - HE	Tom Dixon Leather - SY
Hallingdal 65 - HA	Sahco Elle - EL
Romo Linara FR - LNFR	Febrik Gentle 2 - GE

### Fabric Colour Code

For colour codes see Upholstery Guide

### Leg Colour Code

Black - BLS

**Service Offer** Collection

## CUSTOMER OWN MATERIAL

### How to order

Please see Upholstery Guide

### COM Fabric Code

FATSOT01BLSTMF

### Leg Colour Code

Black - BLS

**Service Offer** Made to Order

# FAT SOFA MIDDLE MODULE



This year, Tom Dixon extends the best-selling Fat collection's design principles to sofas. Designed for utmost comfort, perfect for relaxing at home or in social spaces. The Fat sofas act as a central, inviting 'living island' in any environment, enhancing both aesthetics and functionality. The fully modular system allows for endless configurations, adapting to various spaces and needs, making it easy to create unique, personalised set-ups.

<b>Year of Design</b>	2024
<b>Product Weight</b>	32.5kg
<b>Material</b>	Fabric, Foam, Plywood, MDF, Steel
<b>Foam Certification</b>	BS 5852 Part 2: 1982 ignition source 5 (UK Sch 1 Part 1)
<b>Certification</b>	BS EN 16139: 2013 Level 1

**COLLECTION FABRICS**

**How to order**  
Item Code + Leg Code + Fabric Code + Fabric Colour Code  
eg: FATDC01BLHE0123

**Item Code**  
FATSMI01

<b>Fabric Code</b>	Tom Dixon Velvet FR - RLFR	Kvadrat Melange Nap - MN
	Tom Dixon Boucle FR - APFR	Kvadrat Divina Melange 3 -DM
	Kvadrat Hero 2 - HE	Hallingdal 65 - HA
	Romo Linara FR - LNFR	Sahco Elle - EL
		Febrik Gentle 2 - GE

**Fabric Colour Code**  
For colour codes see Upholstery Guide

**Leg Colour Code**  
Black - BLS

**Service Offer** Collection

---

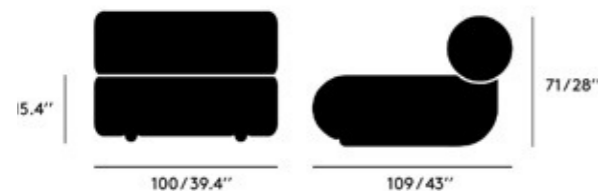
**CUSTOMER OWN MATERIAL**

**How to order**  
Please see Upholstery Guide

**COM Fabric Code**  
FATSMI01BLSTMF

**Leg Colour Code**  
Black - BLS

**Service Offer** Made to Order



# FAT SOFA RIGHT FACING ARM MODULE



This year, Tom Dixon extends the best-selling Fat collection's design principles to sofas. Designed for utmost comfort, perfect for relaxing at home or in social spaces. The Fat sofas act as a central, inviting 'living island' in any environment, enhancing both aesthetics and functionality. The fully modular system allows for endless configurations, adapting to various spaces and needs, making it easy to create unique, personalised set-ups.

<b>Year of Design</b>	2024
<b>Product Weight</b>	42kg
<b>Material</b>	Fabric, Foam, Plywood, MDF, Steel
<b>Foam Certification</b>	BS 5852 Part 2: 1982 ignition source 5 (UK Sch 1 Part 1)
<b>Certification</b>	BS EN 16139: 2013 Level 1

**COLLECTION FABRICS**

**How to order**  
Item Code + Leg Code + Fabric Code + Fabric Colour Code  
eg: FATDC01BLHE0123

**Item Code**  
FATSRFA01

<b>Fabric Code</b>	Tom Dixon Velvet FR - RLFR	Kvadrat Melange Nap - MN
	Tom Dixon Boucle FR - APFR	Kvadrat Divina Melange 3 -DM
	Kvadrat Hero 2 - HE	Hallingdal 65 - HA
	Romo Linara FR - LNFR	Sahco Elle - EL
		Febrik Gentle 2 - GE

**Fabric Colour Code**  
For colour codes see Upholstery Guide

**Leg Colour Code**  
Black - BLS

**Service Offer** Collection

---

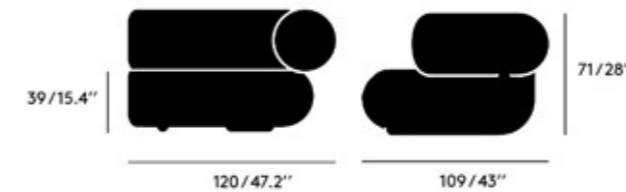
**CUSTOMER OWN MATERIAL**

**How to order**  
Please see Upholstery Guide

**COM Fabric Code**  
FATSRFA01BLSTMF

**Leg Colour Code**  
Black - BLS

**Service Offer** Made to Order



# FAT SOFA LEFT FACING ARM MODULE



This year, Tom Dixon extends the best-selling Fat collection's design principles to sofas. Designed for utmost comfort, perfect for relaxing at home or in social spaces. The Fat sofas act as a central, inviting 'living island' in any environment, enhancing both aesthetics and functionality. The fully modular system allows for endless configurations, adapting to various spaces and needs, making it easy to create unique, personalised set-ups.

<b>Year of Design</b>	2024
<b>Product Weight</b>	42kg
<b>Material</b>	Fabric, Foam, Plywood, MDF, Steel
<b>Foam Certification</b>	BS 5852 Part 2: 1982 ignition source 5 (UK Sch 1 Part 1)
<b>Certification</b>	BS EN 16139: 2013 Level 1

## COLLECTION FABRICS

**How to order**  
Item Code + Leg Code + Fabric Code + Fabric Colour Code  
eg: FATDC01BLHE0123

**Item Code**  
FATSLFA01

<b>Fabric Code</b>	Tom Dixon Velvet FR - RLFR	Kvadrat Melange Nap - MN
	Tom Dixon Boucle FR - APFR	Kvadrat Divina Melange 3 -DM
	Kvadrat Hero 2 - HE	Hallingdal 65 - HA
	Romo Linara FR - LNFR	Sahco Elle - EL
		Febrik Gentle 2 - GE

**Fabric Colour Code**  
For colour codes see Upholstery Guide

**Leg Colour Code**  
Black - BLS

**Service Offer** Collection

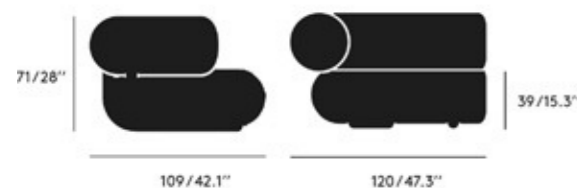
## CUSTOMER OWN MATERIAL

**How to order**  
Please see Upholstery Guide

**COM Fabric Code**  
FATSLFA01BLSTMF

**Leg Colour Code**  
Black - BLS

**Service Offer** Made to Order



# FAT SOFA INSIDE SWEEPING CORNER



This year, Tom Dixon extends the best-selling Fat collection's design principles to sofas. Designed for utmost comfort, perfect for relaxing at home or in social spaces. The Fat sofas act as a central, inviting 'living island' in any environment, enhancing both aesthetics and functionality. The fully modular system allows for endless configurations, adapting to various spaces and needs, making it easy to create unique, personalised set-ups.

<b>Year of Design</b>	2024
<b>Product Weight</b>	44kg
<b>Material</b>	Fabric, Foam, Plywood, MDF, Steel
<b>Foam Certification</b>	BS 5852 Part 2: 1982 ignition source 5 (UK Sch 1 Part 1)
<b>Certification</b>	BS EN 16139: 2013 Level 1

## COLLECTION FABRICS

**How to order**  
Item Code + Leg Code + Fabric Code + Fabric Colour Code  
eg: FATDC01BLHE0123

**Item Code**  
FATSCIS01

<b>Fabric Code</b>	Tom Dixon Velvet FR - RLFR	Kvadrat Melange Nap - MN
	Tom Dixon Boucle FR - APFR	Kvadrat Divina Melange 3 -DM
	Kvadrat Hero 2 - HE	Hallingdal 65 - HA
	Romo Linara FR - LNFR	Sahco Elle - EL
		Febrik Gentle 2 - GE

**Fabric Colour Code**  
For colour codes see Upholstery Guide

**Leg Colour Code**  
Black - BLS

**Service Offer** Collection

## CUSTOMER OWN MATERIAL

**How to order**  
Please see Upholstery Guide

**COM Fabric Code**  
FATSCIS01BLSTMF

**Leg Colour Code**  
Black - BLS

**Service Offer** Made to Order

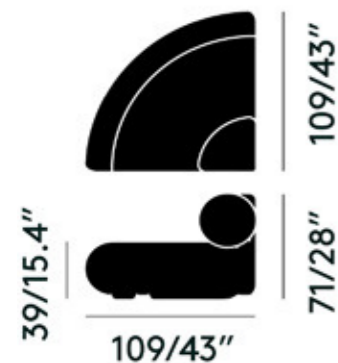


# FAT SOFA OUTSIDE SWEEPING CORNER



This year, Tom Dixon extends the best-selling Fat collection's design principles to sofas. Designed for utmost comfort, perfect for relaxing at home or in social spaces. The Fat sofas act as a central, inviting 'living island' in any environment, enhancing both aesthetics and functionality. The fully modular system allows for endless configurations, adapting to various spaces and needs, making it easy to create unique, personalised set-ups.

<b>Year of Design</b>	2024
<b>Product Weight</b>	34kg
<b>Material</b>	Fabric, Foam, Plywood, MDF, Steel
<b>Foam Certification</b>	BS 5852 Part 2: 1982 ignition source 5 (UK Sch 1 Part 1)
<b>Certification</b>	BS EN 16139: 2013 Level 1



## COLLECTION FABRICS

### How to order

Item Code + Leg Code + Fabric Code + Fabric Colour Code  
eg: FATDC01BLHE0123

### Item Code

FATSCOS01

### Fabric Code

Tom Dixon Velvet FR - RLFR	Kvadrat Melange Nap - MN
Tom Dixon Boucle FR - APFR	Kvadrat Divina Melange 3 -DM
Kvadrat Hero 2 - HE	Sahco Elle - EL
Hallingdal 65 - HA	Febrik Gentle 2 - GE
Romo Linara FR - LNFR	

### Fabric Colour Code

For colour codes see Upholstery Guide

### Leg Colour Code

Black - BLS

**Service Offer** Collection

## CUSTOMER OWN MATERIAL

### How to order

Please see Upholstery Guide

### COM Fabric Code

FATSCOS01BLSTMF

### Leg Colour Code

Black - BLS

**Service Offer** Made to Order

# PLUMP SOFA OTTOMAN



Plump is well-rounded and plush, with an implied squidginess that enhances comfort. It offers flexible configurations and is easy to move. The minimalistic design allows Plump to blend seamlessly with any interior style. The reference point for the design is the Chesterfield, a traditional English typology that has remained a British classic for centuries. Tom aimed to create something reminiscent of that in terms of proportions but with a distinct departure in appearance.

<b>Year of Design</b>	2024
<b>Material</b>	Fabric, Foam, Plywood, MDF, Steel Visible connecting hooks fitted on sides
<b>Foam Certification</b>	BS 5852 Part 2: 1982 ignition source 5 (UK Sch 1 Part 1)
<b>Certification</b>	BS EN 16139: 2013 Level 1



## COLLECTION FABRICS

### How to order

Item Code + Leg Code + Fabric Code + Fabric Colour Code  
eg: FATDC01BLHE0123

### Item Code

PLOT01

### Fabric Code

Tom Dixon Velvet FR - RLFR	Kvadrat Melange Nap - MN
Tom Dixon Boucle FR - APFR	Kvadrat Divina Melange 3 -DM
Kvadrat Autumn - AU	Sahco Elle - EL
Kvadrat Hero 2 - HE	Febrik Gentle 2 - GE
Hallingdal 65 - HA	
Romo Linara FR - LNFR	

### Fabric Colour Code

For colour codes see Upholstery Guide

### Leg Colour Code

Black - BL

**Service Offer** Collection

## CUSTOMER OWN MATERIAL

### How to order

Please see Upholstery Guide

### COM Fabric Code

PLOT01BLTMF

### Leg Colour Code

Black - BL

**Service Offer** Made to Order

# PLUMP SOFA MIDDLE MODULE



Plump is well-rounded and plush, with an implied squidginess that enhances comfort. It offers flexible configurations and is easy to move. The minimalistic design allows Plump to blend seamlessly with any interior style. The reference point for the design is the Chesterfield, a traditional English typology that has remained a British classic for centuries. Tom aimed to create something reminiscent of that in terms of proportions but with a distinct departure in appearance.

<b>Year of Design</b>	2024
<b>Material</b>	Fabric, Foam, Plywood, MDF, Steel Visible connecting hooks fitted on sides
<b>Foam Certification</b>	BS 5852 Part 2: 1982 ignition source 5 (UK Sch 1 Part 1)
<b>Certification</b>	BS EN 16139: 2013 Level 1



**COLLECTION FABRICS**

**How to order**  
Item Code + Leg Code + Fabric Code + Fabric Colour Code  
eg: FATDC01BLHE0123

**Item Code**  
PLMI01

<b>Fabric Code</b>	Tom Dixon Velvet FR - RLFR	Kvadrat Melange Nap - MN
	Tom Dixon Boucle FR - APFR	Kvadrat Divina Melange 3 -DM
	Kvadrat Autumn - AU	Sahco Elle - EL
	Kvadrat Hero 2 - HE	Febrik Gentle 2 - GE
	Hallingdal 65 - HA	
	Romo Linara FR - LNFR	

**Fabric Colour Code**  
For colour codes see Upholstery Guide

**Leg Colour Code**  
Black - BL

**Service Offer** Collection

**CUSTOMER OWN MATERIAL**

**How to order**  
Please see Upholstery Guide

**COM Fabric Code**  
PLMI01BLTMF

**Leg Colour Code**  
Black - BL

**Service Offer** Made to Order

# PLUMP SOFA RIGHT FACING CHAISE LONGUE



Plump is well-rounded and plush, with an implied squidginess that enhances comfort. It offers flexible configurations and is easy to move. The minimalistic design allows Plump to blend seamlessly with any interior style. The reference point for the design is the Chesterfield, a traditional English typology that has remained a British classic for centuries. Tom aimed to create something reminiscent of that in terms of proportions but with a distinct departure in appearance.

<b>Year of Design</b>	2024
<b>Product Weight</b>	55kg
<b>Material</b>	Fabric, Foam, Plywood, MDF, Steel Visible connecting hooks fitted on sides
<b>Foam Certification</b>	BS 5852 Part 2: 1982 ignition source 5 (UK Sch 1 Part 1)
<b>Certification</b>	BS EN 16139: 2013 Level 1



**COLLECTION FABRICS**

**How to order**  
Item Code + Leg Code + Fabric Code + Fabric Colour Code  
eg: FATDC01BLHE0123

**Item Code**  
PLRFC01

<b>Fabric Code</b>	Tom Dixon Velvet FR - RLFR	Kvadrat Melange Nap - MN
	Tom Dixon Boucle FR - APFR	Kvadrat Divina Melange 3 -DM
	Kvadrat Autumn - AU	Sahco Elle - EL
	Kvadrat Hero 2 - HE	Febrik Gentle 2 - GE
	Hallingdal 65 - HA	
	Romo Linara FR - LNFR	

**Fabric Colour Code**  
For colour codes see Upholstery Guide

**Leg Colour Code**  
Black - BL

**Service Offer** Collection

**CUSTOMER OWN MATERIAL**

**How to order**  
Please see Upholstery Guide

**COM Fabric Code**  
PLRFC01BLTMF

**Leg Colour Code**  
Black - BL

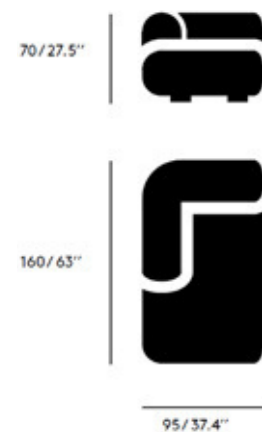
**Service Offer** Made to Order

# PLUMP SOFA LEFT FACING CHAISE LONGUE



Plump is well-rounded and plush, with an implied squidginess that enhances comfort. It offers flexible configurations and is easy to move. The minimalistic design allows Plump to blend seamlessly with any interior style. The reference point for the design is the Chesterfield, a traditional English typology that has remained a British classic for centuries. Tom aimed to create something reminiscent of that in terms of proportions but with a distinct departure in appearance.

<b>Year of Design</b>	2024
<b>Product Weight</b>	55kg
<b>Material</b>	Fabric, Foam, Plywood, MDF, Steel
<b>Foam Certification</b>	BS 5852 Part 2: 1982 ignition source 5 (UK Sch 1 Part 1)
<b>Certification</b>	BS EN 16139: 2013 Level 1



## COLLECTION FABRICS

### How to order

Item Code + Leg Code + Fabric Code + Fabric Colour Code  
eg: FATDC01BLHE0123

### Item Code

PLLFC01

### Fabric Code

Tom Dixon Velvet FR - RLFR	Kvadrat Melange Nap - MN
Tom Dixon Boucle FR - APFR	Kvadrat Divina Melange 3 -DM
Kvadrat Autumn - AU	Sahco Elle - EL
Kvadrat Hero 2 - HE	Febrik Gentle 2 - GE
Hallingdal 65 - HA	
Romo Linara FR - LNFR	

### Fabric Colour Code

For colour codes see Upholstery Guide

### Leg Colour Code

Black - BL

**Service Offer** Collection

## CUSTOMER OWN MATERIAL

### How to order

Please see Upholstery Guide

### COM Fabric Code

PLLFC01BLTMF

### Leg Colour Code

Black - BL

**Service Offer** Made to Order

# PLUMP SOFA CONNECTING CORNER MODULE



Plump is well-rounded and plush, with an implied squidginess that enhances comfort. It offers flexible configurations and is easy to move. The minimalistic design allows Plump to blend seamlessly with any interior style. The reference point for the design is the Chesterfield, a traditional English typology that has remained a British classic for centuries. Tom aimed to create something reminiscent of that in terms of proportions but with a distinct departure in appearance.

<b>Year of Design</b>	2024
<b>Material</b>	Fabric, Foam, Plywood, MDF, Steel Visible connecting hooks fitted on sides
<b>Foam Certification</b>	BS 5852 Part 2: 1982 ignition source 5 (UK Sch 1 Part 1)
<b>Certification</b>	BS EN 16139: 2013 Level 1



## COLLECTION FABRICS

### How to order

Item Code + Leg Code + Fabric Code + Fabric Colour Code  
eg: FATDC01BLHE0123

### Item Code

PLCC01

### Fabric Code

Tom Dixon Velvet FR - RLFR	Kvadrat Melange Nap - MN
Tom Dixon Boucle FR - APFR	Kvadrat Divina Melange 3 -DM
Kvadrat Autumn - AU	Sahco Elle - EL
Kvadrat Hero 2 - HE	Febrik Gentle 2 - GE
Hallingdal 65 - HA	
Romo Linara FR - LNFR	

### Fabric Colour Code

For colour codes see Upholstery Guide

### Leg Colour Code

Black - BL

**Service Offer** Collection

## CUSTOMER OWN MATERIAL

### How to order

Please see Upholstery Guide

### COM Fabric Code

PLCC01BLTMF

### Leg Colour Code

Black - BL

**Service Offer** Made to Order

# PLUMP SOFA LEFT FACING ARM MODULE



Plump is well-rounded and plush, with an implied squidginess that enhances comfort. It offers flexible configurations and is easy to move. The minimalistic design allows Plump to blend seamlessly with any interior style. The reference point for the design is the Chesterfield, a traditional English typology that has remained a British classic for centuries. Tom aimed to create something reminiscent of that in terms of proportions but with a distinct departure in appearance.

<b>Year of Design</b>	2024
<b>Material</b>	Fabric, Foam, Plywood, MDF, Steel Visible connecting hooks fitted on sides
<b>Foam Certification</b>	BS 5852 Part 2: 1982 ignition source 5 (UK Sch 1 Part 1)
<b>Certification</b>	BS EN 16139: 2013 Level 1



## COLLECTION FABRICS

### How to order

Item Code + Leg Code + Fabric Code + Fabric Colour Code  
eg: FATDC01BLHE0123

### Item Code

PLLFA01

### Fabric Code

Tom Dixon Velvet FR - RLFR	Kvadrat Melange Nap - MN
Tom Dixon Boucle FR - APFR	Kvadrat Divina Melange 3 -DM
Kvadrat Autumn - AU	Sahco Elle - EL
Kvadrat Hero 2 - HE	Febrik Gentle 2 - GE
Hallingdal 65 - HA	
Romo Linara FR - LNFR	

### Fabric Colour Code

For colour codes see Upholstery Guide

### Leg Colour Code

Black - BL

**Service Offer** Collection

## CUSTOMER OWN MATERIAL

### How to order

Please see Upholstery Guide

### COM Fabric Code

PLLFA01BLTMF

### Leg Colour Code

Black - BL

**Service Offer** Made to Order

# PLUMP SOFA RIGHT FACING ARM MODULE



Plump is well-rounded and plush, with an implied squidginess that enhances comfort. It offers flexible configurations and is easy to move. The minimalistic design allows Plump to blend seamlessly with any interior style. The reference point for the design is the Chesterfield, a traditional English typology that has remained a British classic for centuries. Tom aimed to create something reminiscent of that in terms of proportions but with a distinct departure in appearance.

<b>Year of Design</b>	2024
<b>Material</b>	Fabric, Foam, Plywood, MDF, Steel Visible connecting hooks fitted on sides
<b>Foam Certification</b>	BS 5852 Part 2: 1982 ignition source 5 (UK Sch 1 Part 1)
<b>Certification</b>	BS EN 16139: 2013 Level 1



## COLLECTION FABRICS

### How to order

Item Code + Leg Code + Fabric Code + Fabric Colour Code  
eg: FATDC01BLHE0123

### Item Code

PLRFA01

### Fabric Code

Tom Dixon Velvet FR - RLFR	Kvadrat Melange Nap - MN
Tom Dixon Boucle FR - APFR	Kvadrat Divina Melange 3 -DM
Kvadrat Autumn - AU	Sahco Elle - EL
Kvadrat Hero 2 - HE	Febrik Gentle 2 - GE
Hallingdal 65 - HA	
Romo Linara FR - LNFR	

### Fabric Colour Code

For colour codes see Upholstery Guide

### Leg Colour Code

Black - BL

**Service Offer** Collection

## CUSTOMER OWN MATERIAL

### How to order

Please see Upholstery Guide

### COM Fabric Code

PLRFA01BLTMF

### Leg Colour Code

Black - BL

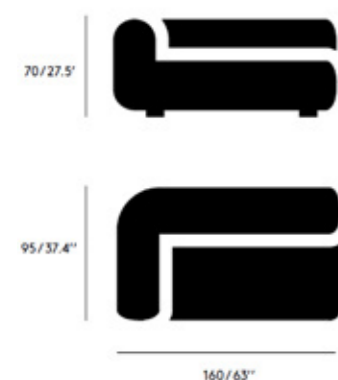
**Service Offer** Made to Order

# PLUMP SOFA WIDE LEFT FACING ARM MODULE



Plump is well-rounded and plush, with an implied squidginess that enhances comfort. It offers flexible configurations and is easy to move. The minimalistic design allows Plump to blend seamlessly with any interior style. The reference point for the design is the Chesterfield, a traditional English typology that has remained a British classic for centuries. Tom aimed to create something reminiscent of that in terms of proportions but with a distinct departure in appearance.

<b>Year of Design</b>	2024
<b>Product Weight</b>	44kg
<b>Material</b>	Fabric, Foam, Plywood, MDF, Steel Visible connecting hooks fitted on sides
<b>Foam Certification</b>	BS 5852 Part 2: 1982 ignition source 5 (UK Sch 1 Part 1)
<b>Certification</b>	BS EN 16139: 2013 Level 1



## COLLECTION FABRICS

### How to order

Item Code + Leg Code + Fabric Code + Fabric Colour Code  
eg: FATDC01BLHE0123

### Item Code

PLLFAS02

### Fabric Code

Tom Dixon Velvet FR - RLFR	Kvadrat Melange Nap - MN
Tom Dixon Boucle FR - APFR	Kvadrat Divina Melange 3 -DM
Kvadrat Hero 2 - HE	Sahco Elle - EL
Hallingdal 65 - HA	Febrik Gentle 2 - GE
Romo Linara FR - LNFR	

### Fabric Colour Code

For colour codes see Upholstery Guide

**Service Offer** Collection

## CUSTOMER OWN MATERIAL

### How to order

Please see Upholstery Guide

### COM Fabric Code

PLLFAS02BLTMF

**Service Offer** Made to Order

# PLUMP SOFA WIDE RIGHT FACING ARM MODULE



Plump is well-rounded and plush, with an implied squidginess that enhances comfort. It offers flexible configurations and is easy to move. The minimalistic design allows Plump to blend seamlessly with any interior style. The reference point for the design is the Chesterfield, a traditional English typology that has remained a British classic for centuries. Tom aimed to create something reminiscent of that in terms of proportions but with a distinct departure in appearance.

<b>Year of Design</b>	2024
<b>Product Weight</b>	44kg
<b>Material</b>	Fabric, Foam, Plywood, MDF, Steel Visible connecting hooks fitted on sides
<b>Foam Certification</b>	BS 5852 Part 2: 1982 ignition source 5 (UK Sch 1 Part 1)
<b>Certification</b>	BS EN 16139: 2013 Level 1



## COLLECTION FABRICS

### How to order

Item Code + Leg Code + Fabric Code + Fabric Colour Code  
eg: FATDC01BLHE0123

### Item Code

PLRFA02

### Fabric Code

Tom Dixon Velvet FR - RLFR	Kvadrat Melange Nap - MN
Tom Dixon Boucle FR - APFR	Kvadrat Divina Melange 3 - DM
Kvadrat Autumn - AU	Sahco Elle - EL
Kvadrat Hero 2 - HE	Febrik Gentle 2 - GE
Hallingdal 65 - HA	
Romo Linara FR - LNFR	

### Fabric Colour Code

For colour codes see Upholstery Guide

### Leg Colour Code

Black - BL

**Service Offer** Collection

## CUSTOMER OWN MATERIAL

### How to order

Please see Upholstery Guide

### COM Fabric Code

PLRFA02BLTMF

### Leg Colour Code

Black - BL

**Service Offer** Made to Order

# PLUMP LOUNGE LEFT FACING BACKREST



Plump is well-rounded and plush, with an implied squidginess that enhances comfort. It offers flexible configurations and is easy to move. The minimalistic design allows Plump to blend seamlessly with any interior style. The reference point for the design is the Chesterfield, a traditional English typology that has remained a British classic for centuries. Tom aimed to create something reminiscent of that in terms of proportions but with a distinct departure in appearance.

<b>Year of Design</b>	2024
<b>Material</b>	Fabric, Foam, Plywood, MDF, Steel Visible connecting hooks fitted on sides
<b>Foam Certification</b>	BS 5852 Part 2: 1982 ignition source 5 (UK Sch 1 Part 1)
<b>Certification</b>	BS EN 16139: 2013 Level 1



## COLLECTION FABRICS

### How to order

Item Code + Leg Code + Fabric Code + Fabric Colour Code  
eg: FATDC01BLHE0123

### Item Code

PLLLFB01

### Fabric Code

Tom Dixon Velvet FR - RLFR	Kvadrat Melange Nap - MN
Tom Dixon Boucle FR - APFR	Kvadrat Divina Melange 3 -DM
Kvadrat Autumn - AU	Sahco Elle - EL
Kvadrat Hero 2 - HE	Febrik Gentle 2 - GE
Hallingdal 65 - HA	
Romo Linara FR - LNFR	

### Fabric Colour Code

For colour codes see Upholstery Guide

### Leg Colour Code

Black - BL

**Service Offer** Collection

## CUSTOMER OWN MATERIAL

### How to order

Please see Upholstery Guide

### COM Fabric Code

PLLLFB01BLTMF, PLLRFB01BLTMF

### Leg Colour Code

Black - BL

**Service Offer** Made to Order

# PLUMP LOUNGE RIGHT FACING BACKREST



Plump is well-rounded and plush, with an implied squidginess that enhances comfort. It offers flexible configurations and is easy to move. The minimalistic design allows Plump to blend seamlessly with any interior style. The reference point for the design is the Chesterfield, a traditional English typology that has remained a British classic for centuries. Tom aimed to create something reminiscent of that in terms of proportions but with a distinct departure in appearance.

<b>Year of Design</b>	2024
<b>Material</b>	Fabric, Foam, Plywood, MDF, Steel Visible connecting hooks fitted on sides
<b>Foam Certification</b>	BS 5852 Part 2: 1982 ignition source 5 (UK Sch 1 Part 1)
<b>Certification</b>	BS EN 16139: 2013 Level 1



## COLLECTION FABRICS

### How to order

Item Code + Leg Code + Fabric Code + Fabric Colour Code  
eg: FATDC01BLHE0123

### Item Code

PLLRFB01

### Fabric Code

Tom Dixon Velvet FR - RLFR	Kvadrat Melange Nap - MN
Tom Dixon Boucle FR - APFR	Kvadrat Divina Melange 3 -DM
Kvadrat Autumn - AU	Sahco Elle - EL
Kvadrat Hero 2 - HE	Febrik Gentle 2 - GE
Hallingdal 65 - HA	
Romo Linara FR - LNFR	

### Fabric Colour Code

For colour codes see Upholstery Guide

### Leg Colour Code

Black - BL

**Service Offer** Collection

## CUSTOMER OWN MATERIAL

### How to order

Please see Upholstery Guide

### COM Fabric Code

PLLRFB01BLTMF

### Leg Colour Code

Black - BL

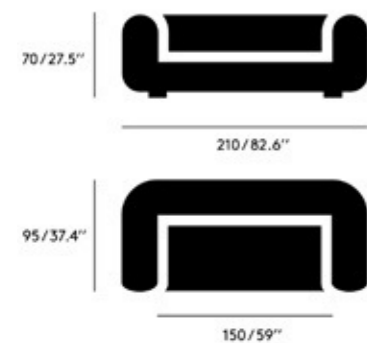
**Service Offer** Made to Order

# PLUMP 2.5 SEATER SOFA



Plump is well-rounded and plush, with an implied squidginess that enhances comfort. It offers flexible configurations and is easy to move. The minimalistic design allows Plump to blend seamlessly with any interior style. The reference point for the design is the Chesterfield, a traditional English typology that has remained a British classic for centuries. Tom aimed to create something reminiscent of that in terms of proportions but with a distinct departure in appearance.

<b>Year of Design</b>	2024
<b>Product Weight</b>	60kg
<b>Material</b>	Fabric, Foam, Plywood, MDF, Steel
<b>Foam Certification</b>	BS 5852 Part 2: 1982 ignition source 5 (UK Sch 1 Part 1)
<b>Certification</b>	BS EN 16139: 2013 Level 1



## COLLECTION FABRICS

### How to order

Item Code + Leg Code + Fabric Code + Fabric Colour Code  
eg: FATDC01BLHE0123

### Item Code

PLFS01

### Fabric Code

Tom Dixon Velvet FR - RLFR	Kvadrat Melange Nap - MN
Tom Dixon Boucle FR - APFR	Kvadrat Divina Melange 3 -DM
Kvadrat Autumn - AU	Sahco Elle - EL
Kvadrat Hero 2 - HE	Febrik Gentle 2 - GE
Hallingdal 65 - HA	
Romo Linara FR - LNFR	

### Fabric Colour Code

For colour codes see Upholstery Guide

### Leg Colour Code

Black - BL

**Service Offer** Collection

## CUSTOMER OWN MATERIAL

### How to order

Please see Upholstery Guide

### COM Fabric Code

PLFS01BLTMF

### Leg Colour Code

Black - BL

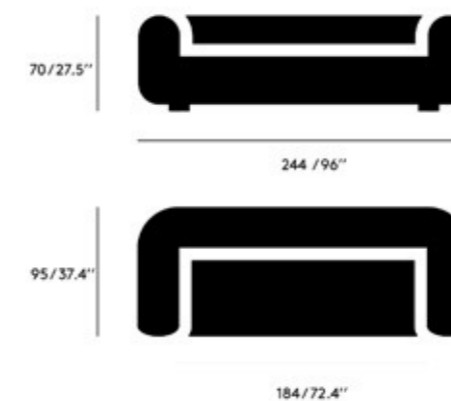
**Service Offer** Made to Order

# PLUMP 3 SEATER SOFA



Plump is well-rounded and plush, with an implied squidginess that enhances comfort. It offers flexible configurations and is easy to move. The minimalistic design allows Plump to blend seamlessly with any interior style. The reference point for the design is the Chesterfield, a traditional English typology that has remained a British classic for centuries. Tom aimed to create something reminiscent of that in terms of proportions but with a distinct departure in appearance.

<b>Year of Design</b>	2024
<b>Product Weight</b>	66kg
<b>Material</b>	Fabric, Foam, Plywood, MDF, Steel
<b>Foam Certification</b>	BS 5852 Part 2: 1982 ignition source 5 (UK Sch 1 Part 1)
<b>Certification</b>	BS EN 16139: 2013 Level 1



## COLLECTION FABRICS

### How to order

Item Code + Leg Code + Fabric Code + Fabric Colour Code  
eg: FATDC01BLHE0123

### Item Code

PLFS02

### Fabric Code

Tom Dixon Velvet FR - RLFR	Kvadrat Melange Nap - MN
Tom Dixon Boucle FR - APFR	Kvadrat Divina Melange 3 -DM
Kvadrat Autumn - AU	Sahco Elle - EL
Kvadrat Hero 2 - HE	Febrik Gentle 2 - GE
Hallingdal 65 - HA	
Romo Linara FR - LNFR	

### Fabric Colour Code

For colour codes see Upholstery Guide

### Leg Colour Code

Black - BL

**Service Offer** Collection

## CUSTOMER OWN MATERIAL

### How to order

Please see Upholstery Guide

### COM Fabric Code

PLFS02BLTMF

### Leg Colour Code

Black - BL

**Service Offer** Made to Order

# WINGBACK MICRO CHAIR



Wingback is a nod to 17th century English wingback and balloon back archetypes, re-thought and updated for the 21st century. Its recognisable silhouette with expressive sweeping curves is formed through a hard sculptural foam shell, concealing a steel frame with a modelled plywood base. It is then covered with cut foam and given a pocket-sprung seat cushion for maximum comfort.

<b>Year of Design</b>	2007
<b>Product Weight</b>	29kg
<b>Material</b>	Fabric, Foam, Oak, Steel
<b>Foam Certification</b>	BS 5852 Part 2: 1982 ignition source 5 (UK Sch 1 Part 1)
<b>Certification</b>	BS EN 16139: 2013 Level 1
<b>Fabric Consumption</b>	2.8m
<b>Leather Consumption</b>	5.5sqm

## COLLECTION FABRICS

### How to order

Item Code + Fabric Code + Fabric Colour Code + Leg Colour Code  
eg: WBC04HE0130BL

### Item Code

WBC05

### Fabric Code

Kvadrat Hero 2 - HE	Kvadrat Melange Nap - MN
Hallingdal 65 - HA	Kvadrat Divina Melange 3 - DI
Romo Linara FR - LNFR	Sahco Elle - EL
	Febrik Gentle 2 - GE

### Fabric Colour Code

For colour codes see Upholstery Guide

### Leg Colour Code

Black - BL

**Service Offer** Collection

## CUSTOMER OWN MATERIAL/LEATHER

### How to order

Please see Upholstery Guide

### COM Fabric Code

WBC05BLTMF

### COL Leather Code

WBC05BLTML

### Leg Colour Code

Black - BL

**Service Offer** Made to Order



# WINGBACK CHAIR



Wingback is a nod to 17th century English wingback and balloon-back archetypes, re-thought and updated for the 21st century. Its recognisable silhouette with expressive sweeping curves is formed through a hard sculptural foam shell concealing a steel frame with modelled plywood base. It is then covered with cut foam and given a pocket-sprung seat cushion for maximum comfort.

<b>Year of Design</b>	2007
<b>Product Weight</b>	34kg
<b>Material</b>	Fabric, Foam, Oak, Steel
<b>Foam Certification</b>	BS 5852 Part 2: 1982 ignition source 5 (UK Sch 1 Part 1)
<b>Certification</b>	BS EN 16139: 2013 Level 2
<b>Fabric Consumption</b>	4.2m
<b>Leather Consumption</b>	10sqm

## COLLECTION FABRICS

### How to order

Item Code + Fabric Code + Fabric Colour Code + Leg Colour Code  
eg: WBC04HE0130BL

### Item Code

WBC04

### Fabric Code

Kvadrat Hero 2 - HE	Kvadrat Melange Nap - MN
Hallingdal 65 - HA	Kvadrat Divina Melange 3 - DI
Romo Linara FR - LNFR	Sahco Elle - EL
	Febrik Gentle 2 - GE

### Fabric Colour Code

For colour codes see Upholstery Guide

### Leg Colour Code

Black - BL

**Service Offer** Collection

## CUSTOMER OWN MATERIAL/LEATHER

### How to order

Please see Upholstery Guide

### COM Fabric Code

WBC04BLTMF

### COL Leather Code

WBC04BLTML

### Leg Colour Code

Black - BL

**Service Offer** Made to Order



# WINGBACK OTTOMAN



Wingback is a nod to 17th century English wingback and balloon back archetypes, re-thought and updated for the 21st century. Fully upholstered and a functional sculpture on its own, Wingback Ottoman is the perfect companion to the Wingback chairs.

<b>Year of Design</b>	2007
<b>Product Weight</b>	9kg
<b>Material</b>	Fabric, Foam, Oak, Plywood, Steel
<b>Foam Certification</b>	BS 5852 Part 2: 1982 ignition source 5 (UK Sch 1 Part 1)
<b>Certification</b>	BS EN 16139: 2013 Level 1
<b>Fabric Consumption</b>	1m
<b>Leather Consumption</b>	2.5sqm



## COLLECTION FABRICS

### How to order

Item Code + Fabric Code + Fabric Colour Code + Leg Colour Code

eg: WBC04HE0130BL

### Item Code

WBO01

### Fabric Code

Kvadrat Hero 2 - HE

Romo Linara - LN

Hallingdal 65 - HA

Romo Linara FR- LNFR

Kvadrat Melange Nap - MN

Kvadrat Divina Melange 3

- DI

Tom Dixon Leather - SY

Sahco Elle - EL

Febrik Gentle 2 - GE

### Fabric Colour Code

For colour codes see Upholstery Guide

### Leg Colour Code

Black - BL

**Service Offer** Collection

## CUSTOMER OWN MATERIAL/LEATHER

### How to order

Please see Upholstery Guide

### COM Fabric Code

WBO01BLTMF

### COL Leather Code

WBO01BLTML

### Leg Colour Code

Black - BL

**Service Offer** Made to Order



## SOFA CONFIGURATION

\*The PLUMP and FAT sofas ARE NOT available to be upholstered in leather

# PLUMP SOFA

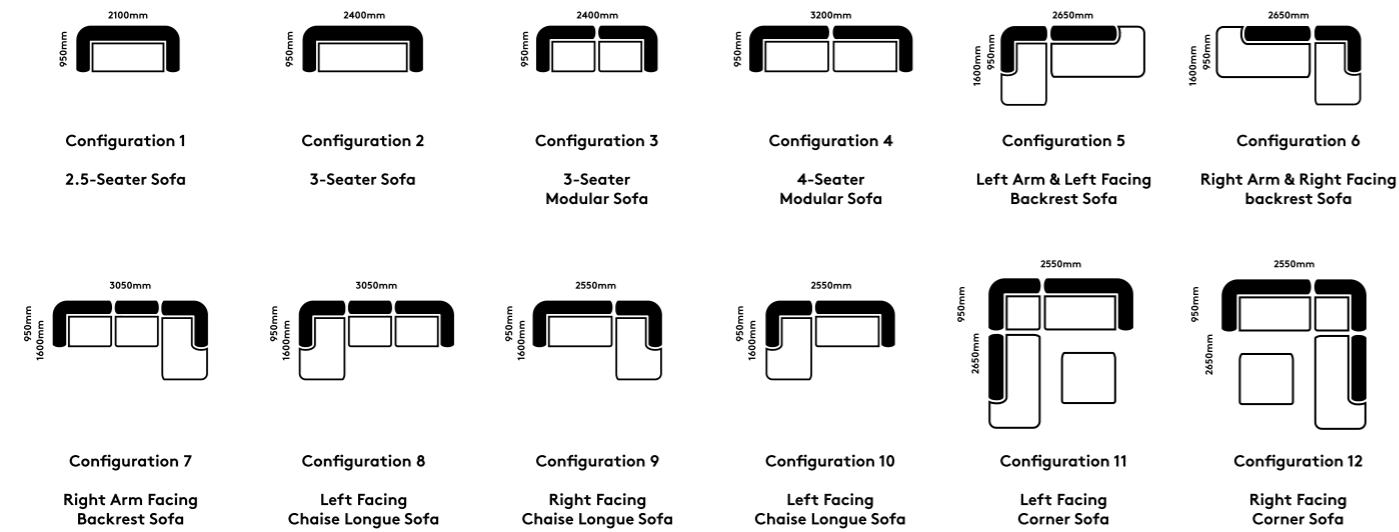
Tom says: 'The reference point is the Chesterfield, a traditional English typology that has remained a British classic for centuries. We aimed to create something reminiscent of that in terms of proportions but with a distinct departure in appearance.'

PLUMP is well-rounded and plush, with an implied squidginess that enhances comfort. It offers flexible configurations and is easy to move. The minimalistic design allows PLUMP to blend seamlessly with any interior style.

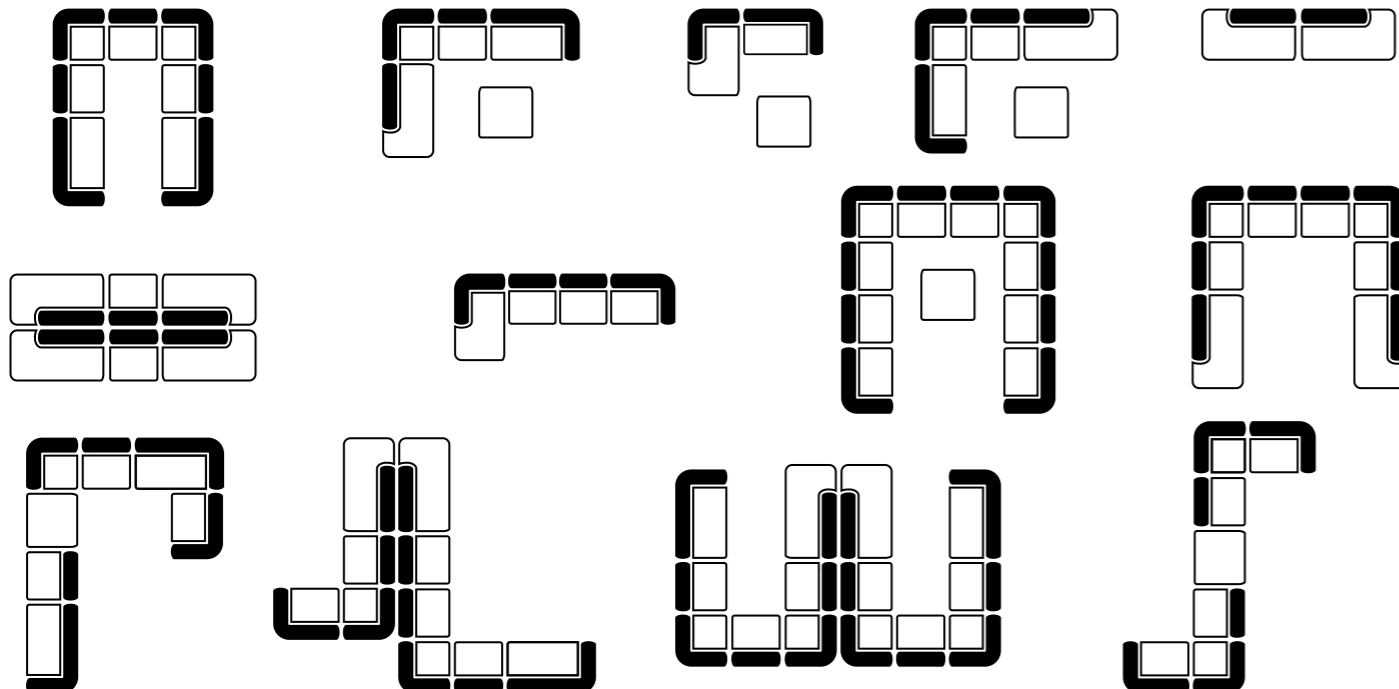
All modules can be connected via alligator clips which are pre mounted at the base of each module. The clips are discreetly tucked underneath when not in use. Modules can be combined following the illustrations below.

Seat height: 40cm Arm height: 70cm

## Best Selling Sofas & Configurations



## Infinite Possibilities



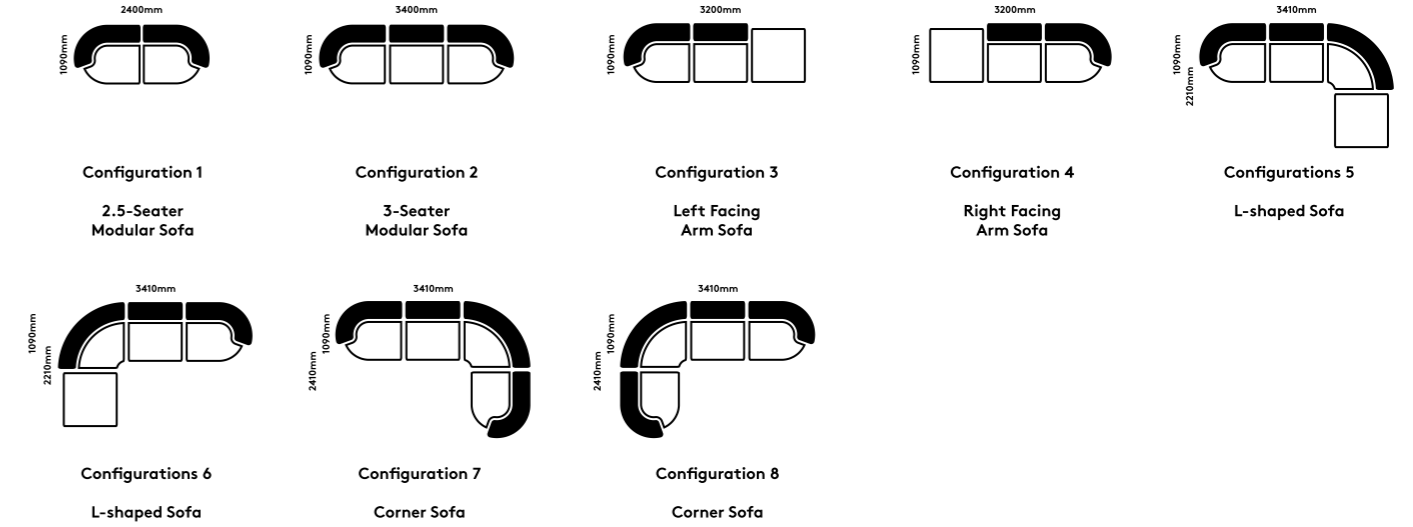
# FAT SOFA

Extends the best-selling FAT collection's design principles to sofas. Designed for utmost comfort, perfect for relaxing at home or in social spaces.

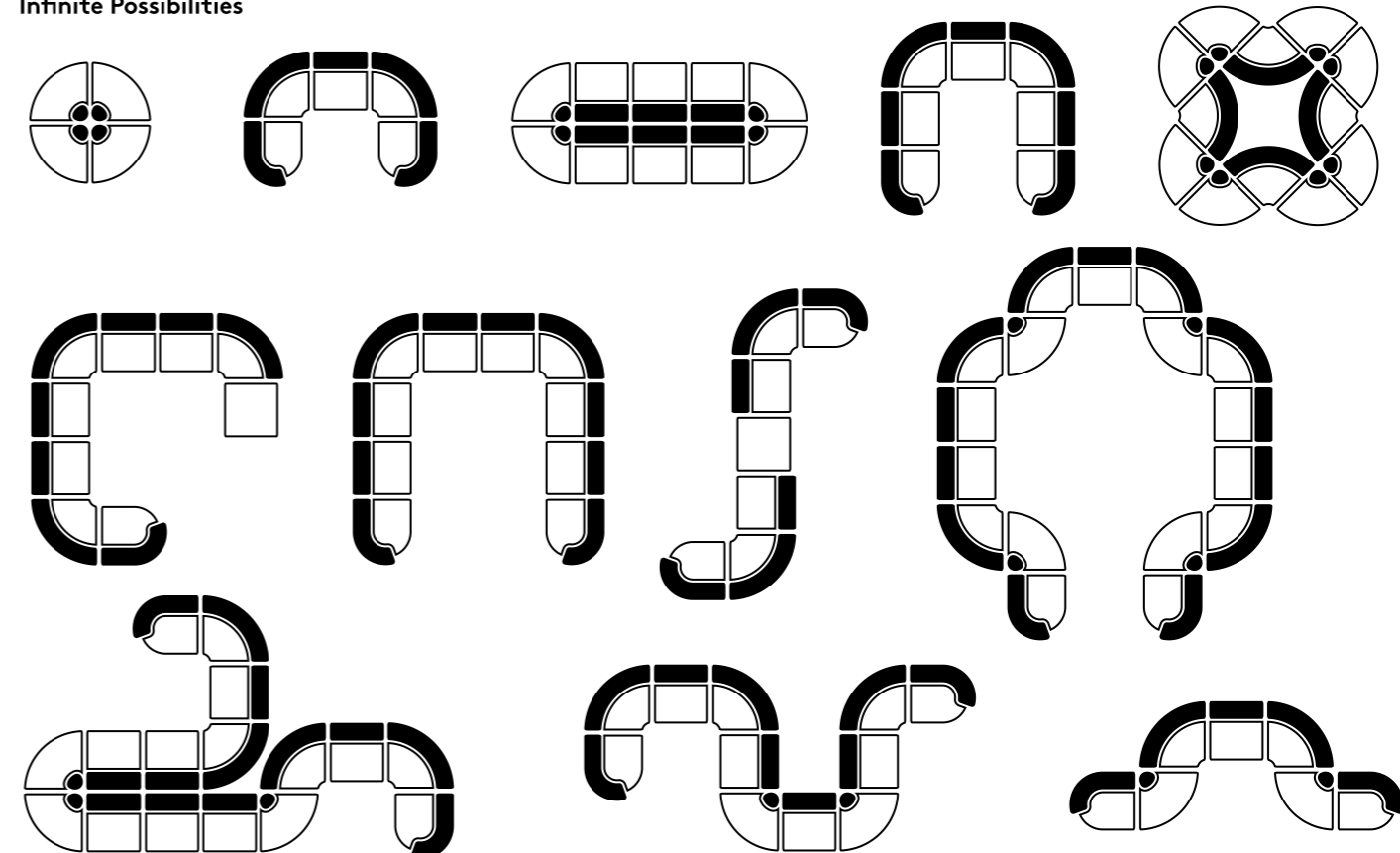
Acts as a central, inviting 'living island' in any environment, enhancing both aesthetics and functionality. The fully modular system allows for endless configurations, adapting to various spaces and needs, making it easy to create unique, personalised setups.

All modules can be connected via alligator clips which are pre mounted at the base of each module. The clips are discreetly tucked underneath when not in use. Modules can be combined following the illustrations below.

## Best Selling Sofas & Configurations












## Infinite Possibilities





**FURNITURE ADDENDUM**

**BASES WITH MARBLE TOPS**

					
	Tube Base Black TUB03BL	Tube Base Brass TUB03BR	Tube Base High Black TUB04BL	Tube Base High Brass TUB04BR	Screw Café Base SCB03
Marble Top 60cm Round White TOPT01W 	•	•	•	•	•
Marble Top 90cm Round White TOPT04W 	•	•	•	•	•
Pebble Marble Top 60cm Black TOPT02PE 	•	•	•	•	•
Pebble Marble Top 90cm Black TOPT03PE 	•	•	•	•	•

**FURNITURE SPARE PARTS**

SKU	DESCRIPTION	COMPATIBLE PRODUCT
TOUCHUP01BLK	Black Touch-up Paint Pen	Fat hardware
TOUCHUP01MO	Moss Touch-up Paint Pen	Groove hardware
TOUCHUP01PU	Putty Touch-up Paint Pen	Groove hardware

**SLAB FINISHES GUIDE**

Celebrating the natural beauty of oak or ash, the Slab collection is a robust piece constructed in angular forms of inviting simplicity. Each piece has generous proportions, solid materiality and is softened with a gently radiused edge. The Slab family is made from solid oak or ash, sourced from sustainably managed forests. The surface of the wood is deeply brushed to expose the grain, available in a natural finish, a black lacquer or fumed oak.

Due to the nature of wood, each piece is unique and grain variations can be seen within the surface of the same product. This is a natural property of wood and is to be expected.

Our Slab Tables, Chairs, Stool and Ottoman have a brushed surface and can appear slightly different when side to-side.

Our Slab Desks have a non-brushed surfaces to allow use as a writing desk, but can still have a slight texture and will vary from product to product.

All Slab products are finished with a matte lacquer to help protect the surface finish. Due to wear and tear or misuse, scratches or marks can occur in the black paint. Always protect wood surfaces from heat sources and sharp objects, and wipe up spills immediately. A black touch-up pen can be ordered from [customerservices@tomdixon.net](mailto:customerservices@tomdixon.net)


**TABLES, CHAIRS & STOOLS**

**NATURAL**



Oak, wire brushed

**BLACK**




**DESKS**

**NATURAL**



Finger jointed oak, non-brushed

**BLACK**



**FUMED**



**TOM DIXON VELVET (CATEGORY 1)**



**TOM DIXON VELVET**

Introducing a new entry-price fabric band, whilst delivering a greater choice and a strong entry price to our upholstery families.

The assortment is a curated collection of 3 standard fabrics in a selection of 20 neutral and bright tones, to work across our upholstery ranges. Offering high performance and comfort, working across all our sales regions, from warm boucle's, rich velvets, cooling linens, and durable leathers.

Velvet, a band 1 fabric, is made from 100% polyester in a broad assortment of 13 colours across a neutral pallet to bright gemstone tones.

For more information visit [Royal Velvet](#)

<b>Type</b>	Upholstery
<b>Composition</b>	100% Polyester
<b>Dyeing method</b>	Piece Dyed
<b>Width Approx.</b>	138cm
<b>Weight</b>	600g/m2
<b>Abrasion</b>	100,000 Martindale
<b>Light fastness</b>	5
<b>Fastness to rubbing</b>	Dark Colours 3-4(Dry) / 3 (Wet) Light Colours 5 (Dry) / 5 (Wet)
<b>Flame resistance</b>	BS 5852 part 1 with treatment* EN 1021-1/2 with treatment* US Cal. Bull. 117-2013
<b>Cleaning</b>	Professional dry cleaning

We recommend to immediately place the cover back to the piece of furniture slightly damp after washing

Colour difference may occur


\* To pass this test flame retardant treatment is necessary. We are looking into more environmentally friendly alternatives but for now, the external finisher may use a treatment containing halogen-based flame retardants.

For accurate made to order lead times on specific upholstery, please contact [customerservices@tomdixon.net](mailto:customerservices@tomdixon.net) or your trade services executive.

## TOM DIXON BOUCLE (CATEGORY 1)




APFR 01 NATURAL



APFR 12 TAUPE




APFR 84 CLAY



APFR 90 INDIGO



APFR 101 IVORY



APFR 162 FOREST

## TOM DIXON BOUCLE

This selection of boucle fabrics was chosen for its soft, voluminous and elegant characteristics. Boucle combines polyester and polyacrylic yarns, which have been twisted and spun to create a beautiful upholstery fabric. Made first by creating loose loops around a core yarn, bouclé yarns are a popular choice in furniture fabrics, as they are suitable for loose covers and easily upholstered on tight fitted models. The texture of boucle is formed by the varying size of loops, from large and loose curls to small and tight circlets.

For more information visit [Alpine Boucle](#)

<b>Type</b>	Upholstery
<b>Composition</b>	96% Polyester 4% Acrylic
<b>Dyeing method</b>	Yarn dyed
<b>Width Approx.</b>	145cm
<b>Weight</b>	715/m <sup>2</sup>
<b>Abrasion</b>	75,000 Martindale
<b>Light fastness</b>	5
<b>Fastness to rubbing</b>	Light Colours 5 (Dry) / 5 (Wet)
<b>Flame resistance</b>	BS 5852 part 1 with treatment* EN 1021-1/2 with treatment* US Cal. Bull. 117-2013

Colour difference may occur

\* To pass this test flame retardant treatment is necessary. We are looking into more environmentally friendly alternatives but for now, the external finisher may use a treatment containing halogen-based flame retardants.

For accurate made to order lead times on specific upholstery, please contact [customerservices@tomdixon.net](mailto:customerservices@tomdixon.net) or your trade services executive.

**AUTUMN (CATEGORY 1)**

SUITABLE FOR PLUMP SOFA RANGE ONLY



AU 0791

AU 0971

**AUTUMN**

Autumn is an upholstery textile woven from 100% recycled polyester. It comes in a nuanced colour palette designed by Teruhiro Yanagihara, inspired by the transient nature of the 'ageing season'.

The textile is constructed with a recycled polyester yarn made from used plastic bottles and woven in a layered double-beam weave. This composition gives Autumn a soft, natural hand and allows it to be continuously recycled with no degradation in quality.

A dark, unicoloured background is used across Autumn's colour palette, and offers a rich contrast to the melange top layer, which features yarns created from a mix of two fibre-dyed colours. The scale comprises a selection of neutrals including a white melange, papery beige notes and greys, and characterful reds, blues, and oranges, alongside a lively black shade.

Teruhiro Yanagihara: "I chose a soft gradation of colours to represent the richness of ageing. I felt that although the textile is made of 100% recycled polyester, it expresses the sensitivity and transience in nature and a sense of natural fibres."

Autumn is suitable for a wide range of commercial and residential applications.

For more information visit [Kvadrat Autumn](#)

<b>Type</b>	Upholstery
<b>Composition</b>	100% recycled polyester
<b>Durability</b>	50,000 Martindale
<b>Pilling</b>	4 (ISO 1-5)
<b>Lightfastness</b>	7 (ISO 1-8)
<b>Fastness to Rubbing</b>	4-5 (Dry) 4-5 (Wet)
<b>Flame resistance</b>	Önorm B1/Q2 with treatment* US Cal. Bull. 117-2013 EN 1021-1/2 AS/NZS 3837 class 1 IMO FTP Code 2010 Part 8 ASTM E84 Class A Adhered BS 7176 Low Hazard BS 5852 part 1 with treatment * ASTM E84 Class A Unadhered BS 5852 crib 5 with treatment * SN 198 898 5.2 with treatment*
<b>Cleaning</b>	Wash at max. 60°C/ 140°F, mild process Do not bleach Do not tumble dry Iron at medium temperature (max. 150°C) Professional dry cleaning
	Colour difference may occur

\* To pass this test flame retardant treatment is necessary. We are looking into more environmentally friendly alternatives but for now, the external finisher may use a treatment containing halogen-based flame retardants.

For accurate made to order lead times on specific upholstery, please contact [customerservices@tomdixon.net](mailto:customerservices@tomdixon.net) or your trade services executive.

# kvadrat

ROMO (CATEGORY 2)



ROMO

LINARA

An exquisite cotton-linen blend, Linara has a beautiful, brushed finish with an exceptionally soft, peach-skin feel that adds a luxurious quality to this versatile plain. Highly acclaimed, Linara is a linen union that remains a go to plain offering style and versatility along with practicality and durability.

For more information visit [Romo Linara](#)

<b>Type</b>	Upholstery
<b>Composition</b>	63% cotton 37% Linen
<b>Fabric Type</b>	Plain / Textured Weave Cotton / Cotton blend Linen / Linen Blend
<b>Abrasion</b>	40,000 Martindale
<b>Flame resistance</b>	BS 5852 Crib 5 with treatment* BS 5852 part 1 with treatment* EN 1021-1/2 with treatment* US Cal. Bull. 117-2013
<b>Environmental</b>	Oeko-Tex 100 Certified Reach PFAS Free

Colour difference may occur

\* To pass this test flame retardant treatment is necessary. We are looking into more environmentally friendly alternatives but for now, the external finisher may use a treatment containing halogen-based flame retardants.

For accurate made to order lead times on specific upholstery, please contact [customerservices@tomdixon.net](mailto:customerservices@tomdixon.net) or your trade services executive.

HALLINGDAL 65 (CATEGORY 2)



HALLINGDAL 65

NANNA DITZEL

Kvadrat’s first textile Hallingdal has become the archetype of woollen textiles. The very durable upholstery fabric was originally designed in 1965 by Nanna Ditzel who is known as one of Denmark’s great designers. Hallingdal 65 is made of wool and viscose: the wool provides excellent durability and flexibility, whilst the viscose adds brilliance and depth to the colour. Both materials are dyed before they are spun, which highlights the rich texture of the fabric. The versatile palette includes neutral and strong, primary colours. Some colourways are unicoloured, others are constructed from 2 different unicoloured yarns, and the rest are created using unicoloured yarns in combination with melange yarns. Hallingdal has been continually produced by Kvadrat since the company was established and it remains one of the best selling textiles of the Kvadrat collection.

For more information visit [Kvadrat Hallingdal 65](#)

<b>Type</b>	Upholstery
<b>Composition</b>	70% new wool, 30% viscose
<b>Yarn Type</b>	Woolen
<b>Binding</b>	Plain
<b>Width</b>	Approx. 130 cm (Approx. 51")
<b>Weight</b>	795 g/m <sup>2</sup> (25.64 oz/sq ft)
<b>Repeat</b>	None
<b>Cleaning</b>	Vacuum clean frequently, ideally every week. Remove stains as soon as they occur, with clean warm water or sparkling water. Extraction clean when necessary. Extraction cleaning might dissolve water-based glue. Pay attention to temperature and amount of cleaning fluid.
<b>Abrasion</b>	Approx. 100.000 Martindale rubs, EN ISO 12947
<b>Pilling</b>	Note 3-4, EN ISO 12945
<b>Lightfastness</b>	Note 5-7 ISO 105-B02
<b>Fastness to Rubbing</b>	Dry note 4-5 ISO 105-X12 Wet note 3-5 ISO 105-X12
<b>Flame resistance</b>	AS/NZS 1530.3 AS/NZS 3837 class 2 ASTM E84 Class A Adhered ASTM E84 Class B Unadhered BS 5852 Crib 5 BS 5852 part 1 EN 1021-1/2 * GB 50222 B1 with treatment (Chinese) IMO FTP Code 2010 Part 8 NF D 60 013 NFPA 260 ÖNORM B1/Q1 * SN 198 898 5.3 with treatment UNI 9175 1IM US Cal. Bull. 117-2013

Other fibers may occur in light colours  
Colour difference may occur

\* To pass this test flame retardant treatment is necessary. We are looking into more environmentally friendly alternatives but for now, the external finisher may use a treatment containing halogen-based flame retardants.

For accurate made to order lead times on specific upholstery, please contact [customerservices@tomdixon.net](mailto:customerservices@tomdixon.net) or your trade services executive.

HERO 2 (CATEGORY 2)



HERO 2

PATRICIA URQUIOLA

Unicoloured Hero 2 is a full-bodied upholstery textile designed by Patricia Urquiola. A new iteration of Hero, it is characterised by its soft texture and exceptional colour richness, and comes in a sporty new palette comprising over 30 nuances.

Hero 2 exemplifies Kvadrat’s commitment to Conscious Design Principles. It is primarily woven from wool, a renewable resource, and is re-engineered to contain recycled nylon instead of virgin nylon. Consequently, it is suitable for recycling.

The expansive new palette for Hero 2 showcases Patricia Urquiola’s singular approach to colour design. It comprises a dynamic scale of subtle yet vibrant hues inspired by nature that explore tonal associations, including a series of non-traditional interpretations of red.

For more information visit [Kvadrat Hero 2](#)

<b>Type</b>	Upholstery
<b>Composition</b>	97% new wool, 3% recycled nylon
<b>Yarn Type</b>	Worsted
<b>Binding</b>	Plain
<b>Width</b>	Approx. 140 cm (Approx. 55")
<b>Weight</b>	580 g/m <sup>2</sup> (18.71 oz/sq ft)
<b>Repeat</b>	None
<b>Cleaning</b>	Vacuum clean frequently, ideally every week. Remove stains as soon as they occur, with clean warm water or sparkling water. Extraction clean when necessary. Extraction cleaning might dissolve water-based glue. Pay attention to temperature and amount of cleaning fluid.
<b>Abrasion</b>	Approx. 60.000 Martindale rubs, EN ISO 12947
<b>Pilling</b>	Note 3-4, EN ISO 12945
<b>Lightfastness</b>	Note 6-7 ISO 105-B02
<b>Fastness to Rubbing</b>	Dry note 4-5 ISO 105-X12 Wet note 4-5 ISO 105-X12
<b>Flame resistance</b>	AS/NZS 3837 class 2 ASTM E84 Class A Unadhered ASTM E84 Class B Adhered BS 5852 crib 5 with treatment* BS 5852 ignition source 3 BS 5852 part 1 EN 1021-1/2 EN 13501 B-s2, d0 wrapped, with treatment* IMO FTP Code 2010 Part 8 NF D 60 013 SN 198 898 5.3 with treatment* UNI 9175 1IM US Cal. Bull. 117-2013

Colour difference may occur

\*To pass this test flame retardant treatment is necessary. We are looking into more environmentally friendly alternatives but for now, the external finisher may use a treatment containing halogen-based flame retardants.

For accurate made to order lead times on specific upholstery, please contact [customerservices@tomdixon.net](mailto:customerservices@tomdixon.net) or your trade services executive.

## TOM DIXON LEATHER (CATEGORY 3)



SY 0513 Cognac



SY 0100 Black



SY 5004 Choko

## TOM DIXON LEATHER


Slightly corrected semi-aniline leather is a lightly sanded leather that is supple and soft, with an elegant look. The leather may be lightly printed or retain its natural grain, which is slightly stronger than with full-grain semi-aniline leather. Sitting comfort remains high, as the ability of the leather to breathe is partially preserved. This type of leather is a good choice for both homes and the contract market. A warm, soft and inviting leather, with high durability and a flexible structure.

For more information visit [Camo Leather](#)

<b>Composition</b>	Leather
<b>Average size</b>	4.2 m <sup>2</sup>
<b>Thickness</b>	0.9-1.1 mm
<b>Raw materials</b>	Semi Aniline, Full leather, from Australian, New Zealand or European raw materials. Tanning: Chrome
<b>Fastness to rubbing</b>	Dry, 500 rubs - ≥4 ISO 11640 Wet, 150 rubs - ≥4 ISO 11640 Sweat, 80 rubs - ≥4 ISO 11640
<b>Lightfastness</b>	5 ISO 105-B02
<b>Tear strength</b>	Tear strength ≥20 N
<b>Flex resistance</b>	Flex resistance 30,000
<b>Flame resistance</b>	BS 5852 part 1 EN1021-1/2 US Cal. Bull. 117-2013

For accurate made to order lead times on specific upholstery, please contact [customerservices@tomdixon.net](mailto:customerservices@tomdixon.net) or your trade services executive.

**DIVINA MELANGE 3 (CATEGORY 3)**



\*For Wingback Use Prefix DI

**DIVINA MELANGE 3**

FINN SKÖDT

Divina Melange 3 is a vibrant piece-dyed woollen upholstery textile reminiscent of felt. Cheerfully simple, it comes in a fresh, versatile palette by artist and designer Finn Sködt.

Compact, comfortable and extremely smooth, Divina Melange 3 expresses colours and the shape of furniture particularly well. It is constructed by weaving the yarn in a simple binding after which it is subjected to pressure and high temperatures. This milling process, which is often associated with fine tailoring, transforms the material from coarse to a soft and uniform, felt-like surface.

Produced by piece-dyeing a dark or light grey melange, the textile's colour palette perfectly reflects Finn Sködt's pure aesthetic. The new colour scale combines signature nuances, such as hot pink, forest green and Finn Sködt's favourite ultramarine, together with chalky notes and neutral shades. These are meticulously picked from the designer's extensive colour library of hand-painted samples, documenting the colours that he has used in his paintings for decades.

Unlike previous editions of Divina Melange, the new colourways go beyond pairs of light and dark versions of the same colour. Instead, they combine pairs of complimentary yet different tones to deliver a greater degree of diversity.

Divina Melange 3 is versatile and hard-wearing. Consequently, it is suitable for both public and private spaces alike.

For more information visit [Kvadrat Divina Melange 3](#)


<b>Type</b>	Upholstery
<b>Composition</b>	100% new wool
<b>Yarn Type</b>	Woolen yarn
<b>Binding</b>	Broken Twill
<b>Width</b>	Approx. 150 cm (Approx. 59")
<b>Weight</b>	840 g/m <sup>2</sup> (27.09 oz/sq ft)
<b>Repeat</b>	None
<b>Cleaning</b>	Do not bleach. Tumble drying possible. Professional dry cleaning with tetrachloroethylene, normal process. Iron at medium temperature (max. 150°C). Do not wash
<b>Abrasion</b>	Approx. 45,000 Martindale rubs, EN ISO 12947
<b>Pilling</b>	Note 3, EN ISO 12945
<b>Lightfastness</b>	Note 6-7 ISO 105-B02
<b>Fastness to Rubbing</b>	Dry note 5 ISO 105-X12 Wet note 3-5 ISO 105-X12
<b>Flame resistance</b>	AS/NZS 1530.3 BS 5852 part 1 BS 5867 part 2 type B IMO FTP Code 2010 Part 8 NF D 60 013 NFPA 260 SN 198 898 5.3 with treatment * UNI 9175 11M US Cal. Bull. 117-2013 EN 1021-1/2 GB 50222 B1 with treatment (Chinese)* ÖNORM B1/Q1 ASTM E84 Class B Unadhered ASTM E84 Class A Adhered CAN ULC S109 with treatment * EN 13501 B-s2, d0 with treatment * BS 5852 crib 5 with treatment *

\*To pass this test flame retardant treatment is necessary. We are looking into more environmentally friendly alternatives but for now, the external finisher may use a treatment containing halogen-based flame retardants.

Other fibers may occur in light colours  
Colour difference may occur

For accurate made to order lead times on specific upholstery, please contact customerservices@tomdixon.net or your trade services executive.

MELANGE NAP (CATEGORY 3)



MELANGE NAP

AKIRA MINAGAWA

Melange Nap is a woollen upholstery textile characterised by exceptional depth of colour and surprising details. Designed by Akira Minagawa, it offers a distinctively unique melange expression.

Extremely soft yet durable, Melange Nap appears to be brushed. It is constructed with a unicoloured and a melange yarn, which creates a graphic pattern of tiny dots that play across its surface.

The volume of details that emerges from the surface of Melange Nap depends on the contrast between the yarns. Some of the darker colourways almost appear unicoloured whereas others have an intriguing multi-coloured look.

Akira Minagawa: 'Melange Nap transforms an interior into 'scenery' within its space. The colour compositions are inspired by six elements from the natural world: Forest, Sun, Ocean, Minerals, Earth, and Dune. Each expression of the textile harmonises with its surroundings in an individual way, while creating a sense of the peace that comes from nature.'

Suitable for public and private spaces, Melange Nap comes in a number of colours derived from upholstery textile Forest Nap, also designed by Akira Minagawa. Consequently, they combine particularly well.

For more information visit [Kvadrat Melange Nap](#)

<b>Type</b>	Upholstery
<b>Composition</b>	97% new wool, 3% nylon
<b>Yarn Type</b>	Worsted spun
<b>Binding</b>	Plain
<b>Width</b>	Approx. 140 cm (Approx. 55")
<b>Weight</b>	440 g/m <sup>2</sup> (14.19 oz/sq ft)
<b>Repeat</b>	None
<b>Cleaning</b>	Vacuum clean frequently, ideally every week. Remove stains as soon as they occur, with clean warm water or sparkling water. Extraction clean when necessary. Extraction cleaning might dissolve water-based glue. Pay attention to temperature and amount of cleaning fluid.
<b>Abrasion</b>	Approx. 60.000 Martindale rubs, EN ISO 12947
<b>Pilling</b>	Note 3-4, EN ISO 12945
<b>Lightfastness</b>	Note 6-7 ISO 105-B02
<b>Fastness to Rubbing</b>	Dry note 4-5 ISO 105-X12 Wet note 4-5 ISO 105-X12
<b>Flame resistance</b>	AS/NZS 3837 class 2 ASTM E84 Class A Unadhered ASTM E84 Class B Adhered BS 5852 crib 5 with treatment* BS 5852 ignition source 3 BS 5852 part 1 EN 1021-1/2 EN 13501 B-s2, d0 wrapped, with treatment* IMO FTP Code 2010 Part 8 NF D 60 013 SN 198 898 5.3 with treatment UNI 9175 11M US Cal. Bull. 117-2013

\*To pass this test flame retardant treatment is necessary. We are looking into more environmentally friendly alternatives but for now, the external finisher may use a treatment containing halogen-based flame retardants.

Colour difference may occur

For accurate made to order lead times on specific upholstery, please contact [customerservices@tomdixon.net](mailto:customerservices@tomdixon.net) or your trade services executive.

## ELLE (CATEGORY 4)



## ELLE

## SAHCO

A curled bouclé fabric, Elle drapes and curves around furniture like an elegant designer coat. The spun bouclé yarn created by blending wool, viscose and acrylic gives the surface a soft tactility. During the subsequent dyeing the yarns take the colour differently, creating captivating shifts within the same tones. This effect and a slight sheen from the acrylic blend bring life to the voluminous textured bouclé surface. Elegant neutrals range from oyster, coffee, pearl white, light ivory and caramel to cactus green, concrete grey, nutmeg, mud brown and ink. Taking cues from fashion, brighter contrast colours are sunset orange, rust, plum and aqua.

For more information visit [Kvadrat Elle](#)

<b>Type</b>	Upholstery
<b>Composition</b>	20% polyacrylic, 15% polyamide, 20% viscose, 20% wool, 25% cotton
<b>Yarn Type</b>	Staple / Filament
<b>Binding</b>	Jacquard
<b>Width</b>	Approx. 140 cm (Approx. 55")
<b>Weight</b>	900 g/m <sup>2</sup> (29.03 oz/sq ft)
<b>Repeat</b>	None
<b>Cleaning</b>	Vacuum clean frequently, ideally every week. Remove stains as soon as they occur, with clean warm water or sparkling water. Extraction clean when necessary. Extraction cleaning might dissolve water based glue. Pay attention to temperature and amount of cleaning fluid.
<b>Abrasion</b>	Approx. 70.000 Martindale rubs, EN ISO 12947
<b>Pilling</b>	Note 4-5, EN ISO 12945
<b>Lightfastness</b>	Note 6-7 ISO 105-B02
<b>Fastness to Rubbing</b>	Dry note 4-5 ISO 105-X12 Wet note 4 ISO 105-X12
<b>Flame resistance</b>	BS 5852 Crib 5 with treatment * BS 5852 Part 1 EN 1021-1/2 US Cal. Bull. 117-2013

Colour difference may occur

\* To pass this test flame retardant treatment is necessary. We are looking into more environmentally friendly alternatives but for now, the external finisher may use a treatment containing halogen-based flame retardants.

For accurate made to order lead times on specific upholstery, please contact [customerservices@tomdixon.net](mailto:customerservices@tomdixon.net) or your trade services executive.

## GENTLE 2 (CATEGORY 5)



## GENTLE 2

## FEBRIK

Gentle 2 is the only knitted stretch velvet upholstery textile on the market. Designed by Febrik, it comes in a refreshed colour scale and combines an inviting presence with a sumptuous, soft pile.

The textile is constructed by knitting loops through a base layer and subsequently shearing the surface. Thanks to a subtly striated surface which derives from the naturally irregular thicknesses of the woollen yarns, Gentle 2 features a rich surface with an elegant shine.

Gentle 2 has a particularly opulent feel as it is laminated onto a 2mm thick base foam. This ensures the textile stands out with a voluminous expression that sets it apart from traditional woven velvets.

The updated colour palette neatly compliments Gentle 2's soft, comfortable expression. It comprises light pastels and clear bright hues, such as lavender, cream, tangerine and electric blue.

Suitable for public and private spaces, Gentle 2 offers excellent stretchability due to its knitted construction. Consequently, it clings to curves in a particularly elegant way and is ideal for upholstering organic shapes, as well as any other form.

For more information visit [Kvadrat Gentle 2](#)

<b>Type</b>	Knitted upholstery
<b>Composition</b>	60% wool, 20% polyamide, 20% polyester, 2 mm foam
<b>Yarn Type</b>	Worsted
<b>Binding</b>	Knitted
<b>Width</b>	Approx. 167 cm (Approx. 65 ½")
<b>Weight</b>	970 g/m <sup>2</sup> (31.29 oz/sq ft)
<b>Repeat</b>	None
<b>Cleaning</b>	Vacuuming and dry cleaning
<b>Abrasion</b>	Approx. 90.000 Martindale rubs EN ISO 12947
<b>Pilling</b>	Note 4-5 EN ISO 12945
<b>Lightfastness</b>	Note 6-7 ISO 105-B02
<b>Fastness to Rubbing</b>	Dry note 4-5 ISO 105-X12 Wet note 4-5 ISO 105-X12
<b>Flame resistance</b>	BS 5852 Crib 5 with treatment* BS 5852 Part 1 DIN 4102 B2 EN 1021-1/2 IMO FTP Code 2010:Part 8 US Cal. Bull. 117-2013

Other fibers may occur in light colours  
Colour difference may occur

\* To pass this test flame retardant treatment is necessary. We are looking into more environmentally friendly alternatives but for now, the external finisher may use a treatment containing halogen-based flame retardants.

For accurate made to order lead times on specific upholstery, please contact [customerservices@tomdixon.net](mailto:customerservices@tomdixon.net) or your trade services executive.

## CUSTOMERS OWN MATERIAL (COM) AND CUSTOMERS OWN LEATHER (COL)

In addition to our selection of fabrics, we have a list of pre-approved Fabrics (COM) and Leathers (COL) to choose from.

Please contact [customerservices@tomdixon.net](mailto:customerservices@tomdixon.net) for a full list of pre-approved fabrics and leathers and the COM/COL ordering process.

### Fabric/Leather Suitability

It is the responsibility of the Customer to ensure the selected material is suitable for the intended environment. Tom Dixon cannot take any responsibility for the performance of the material or any improper use. It is the responsibility of the Customer to ensure they follow the Care & Maintenance guidelines provided by the manufacturer. Seek further advice from the fabric supplier where required.

### Guidelines for Domestic Use

Fabrics must be match resistant. It is the responsibility of the Customer to advise if the COM or COL fabric supplied is inherently match resistant or will need chemical flame retardant treatment. The upholstery composite (lay up of fabric cover, any interlines and the filling assembly) must be cigarette resistant. It is the responsibility of the Customer to advise if the COM or COL material supplied is inherently cigarette resistant or will need chemical flame retardant treatment.

### Guidelines for Contract Use

The fabric cover and upholstery composite must be match resistant and cigarette resistant. In addition, the upholstery composite must be larger flame source resistant, depending upon the environment the upholstery is placed into. It is the responsibility of the Customer to advise the specific non domestic usage requirements and to advise that the COM or COL fabric supplied meets the requirements. Any other regional requirements will need to be agreed in advance of order placement. All test certificates must be sent to Tom Dixon for approval in advance of order placement and confirmation. For lead times on colours not included in the collection fabrics, please reach out to Customer Services or your Trade Services Executive.

	FABRIC CONSUMPTION		LEATHER CONSUMPTION	
	Metres	Yards	Square Metres	Square Feet
Fat Dining Chair	1.2	1.3	1.5	16.5
Fat Stool 65	1.15	1.25	1.2	12.92
Fat Stool 75	1.15	1.25	1.2	12.92
Fat Work	1.2	1.3	1.5	16.5
Fat Lounge Chair	1.75	1.91	2.5	26.9
Wingback Ottoman	1	1.1	2.5	26.9
Wingback Micro	2.8	3.1	5.5	59.2
Wingback Lounge	4.2	4.6	10	107.6

DESCRIPTION	FABRIC CONSUMPTION (METRES)
Plump Middle Module	2.8
Plump Connecting Corner	4.4
Plump Module Right Facing Arm	4.2
Plump Module Left Facing Arm	4.2
Plump Right Facing Chaise Longue	5.7
Plump Left Facing Chaise Longue	5.7
Plump Wide Module Right Facing Arm	6.8
Plump Wide Module Left Facing Arm	6.8
Plump Lounge Module Right Facing Backrest	5.7
Plump Lounge Module Left Facing Backrest	5.7
Plump Fixed 2.5 Seater Sofa	8.1
Plump Fixed 3 Seater Sofa	8.1
Plump Ottoman	2.8
Fat Ottoman	2.85
Fat Middle Module	4.1
Fat Left Arm	4.8
Fat Right Arm	4.8
Fat Corner Inside Sweeping	5.3
Fat Corner Outside Sweeping	3.8

\*The PLUMP and FAT sofas ARE NOT available to be upholstered in leather.

To comply with various country regulations on upholstery fire safety, Tom Dixon offers two types of upholstery foam: CMHR (Combustion-Modified High Resilience which contains added fire-retardant chemicals) and HR (High-Resilience without added fire-retardant chemicals). Fixed coverings (fabric & leather) must also comply with upholstery fire-safety regulations, depending on end-use setting.


End-use setting should be checked with the customer when specifying. If further clarification on our foams and fabric offer is required, please contact [customerservices@tomdixon.net](mailto:customerservices@tomdixon.net)

The below matrix sets out the foam requirements in conjunction with our fabric collection for selected end-use settings. "Rest of World" (RoW) refers to countries outside of the UK and USA.

FABRIC			CMHR FOAM			HR FOAM
Fabric Category	Fabric Code	Fabric Collection	UK and RoW Residential	Contract to BS EN 1021-1&2 (Low Hazard)	Contract to CRIB 5 (Medium Hazard)	RoW Residential
1	RLFR	Tom Dixon Velvet	•	•	Not Available	•
1	APFR	Tom Dixon Boucle	•	•	Not Available	•
1	AU	Autumn	FR Version available as TMF	•	FR Version available as TMF	FR Version available as TMF
2	LNFR	Linara FR	•	•	CRIB 5 FR Version available as TMF	•
2	HE	Hero 2	•	•	FR Version available as TMF	•
2	HA	Hallingdal 65	•	•	•	•
3	DM	Divina Melange	•	•	FR Version available as TMF	•
3	MN	Melange Nap	•	•	FR Version available as TMF	•
3	SY	Tom Dixon Leather	•	•	Not Available	•
4	EL	Elle Sahco	•	•	FR Version available as TMF	•
5	GE	Gentle 2	•	•	FR Version available as TMF	•



ACCESSORIES



## MILL SMALL



**Material** Stainless Steel  
**Colour/Finish** Silver Polished  
**Item Dimensions** 25x8.2x8cm/  
 9.8x3.20x3.2in  
**Item Weight** 0.41kg/0.90lb  
**Capacity** 37ml/1.3oz  
**Dishwasher Safe** No

**Code** MIL01  
**Carton Qty** 6  
**Service Offer** Quick Ship

## MILL TALL



**Material** Stainless Steel  
**Colour/Finish** Silver Polished  
**Item Dimensions** 33x7.2x7cm/  
 13.0x2.80x2.8in  
**Item Weight** 0.48kg/1.10lb  
**Capacity** 50ml/1.7oz  
**Dishwasher Safe** No

**Code** MIL02  
**Carton Qty** 6  
**Service Offer** Quick Ship

## BUMP CARAFE AND FILTER SET



**Material** Glass  
**Colour/Finish** Grey, Green  
**Item Dimensions** 24x12.5x13cm/  
 9.3x4.90x4.9in  
**Item Weight** 0.64kg/1.40lb  
**Capacity** 400ml/13.5oz  
**Dishwasher Safe** Yes

**Code** BPCA02  
**Carton Qty** 2  
**Service Offer** Quick Ship

## BUMP COFFEE CUPS X 2



**Material** Glass  
**Colour/Finish** Grey, Green  
**Item Dimensions** 10x9.5x10cm/  
 3.7x3.70x3.7in  
**Item Weight** 0.16kg/0.30lb  
**Capacity** 200ml/6.8oz  
**Dishwasher Safe** Yes

**Code** BPCC02  
**Carton Qty** 4  
**Service Offer** Quick Ship

## BUMP ESPRESSO CUPS X 4



**Material** Glass  
**Colour/Finish** Grey, Green  
**Item Dimensions** 6x7x7cm/  
 2.2x2.80x2.8in  
**Item Weight** 0.08kg/0.20lb  
**Capacity** 50ml/1.7oz  
**Dishwasher Safe** Yes

**Code** BPEC03  
**Carton Qty** 4  
**Service Offer** Quick Ship

## BUMP JUG GREEN



**Material** Glass  
**Colour/Finish** Clear, Green  
**Item Dimensions** 22x13x13cm/  
 8.7x5.10x5.1in  
**Item Weight** 0.33kg/0.70lb  
**Capacity** 750ml/25.4oz  
**Dishwasher Safe** Yes

**Code** BPJ02  
**Carton Qty** 4  
**Service Offer** Quick Ship

## BUMP SHORT GLASSES GREEN X 2



**Material** Glass  
**Colour/Finish** Clear, Green  
**Item Dimensions** 9x8.4x8cm/  
 3.5x3.30x3.3in  
**Item Weight** 0.17kg/0.40lb  
**Capacity** 270ml/9.1oz  
**Dishwasher Safe** Yes

**Code** BPSG02  
**Carton Qty** 4  
**Service Offer** Quick Ship

## BUMP TEA CUPS BLACK X 2



<b>Material</b>	Glass
<b>Colour/Finish</b>	Clear, Black
<b>Item Dimensions</b>	7x11.25x11cm/ 2.8x4.40x4.4in
<b>Item Weight</b>	0.20kg/0.40lb
<b>Capacity</b>	150ml/5.1oz
<b>Dishwasher Safe</b>	Yes

<b>Code</b>	BPTC02
<b>Carton Qty</b>	4
<b>Service Offer</b>	Quick Ship

## BUMP TEA POT GREEN



<b>Material</b>	Glass
<b>Colour/Finish</b>	Clear, Green
<b>Item Dimensions</b>	14x23.9x16cm/ 5.5x9.40x6.3in
<b>Item Weight</b>	0.58kg/1.30lb
<b>Capacity</b>	1000ml/33.8oz
<b>Dishwasher Safe</b>	Yes

<b>Code</b>	BPTP02
<b>Carton Qty</b>	2
<b>Service Offer</b>	Quick Ship

## TANK CHAMPAGNE GLASSES BLACK X 2



<b>Material</b>	Glass
<b>Colour/Finish</b>	Clear, Black
<b>Item Dimensions</b>	23x6x6cm/ 8.9x2.40x2.4in
<b>Item Weight</b>	0.30kg/0.70lb
<b>Capacity</b>	180ml/6.1oz
<b>Dishwasher Safe</b>	No

<b>Code</b>	TKC02B
<b>Carton Qty</b>	6
<b>Service Offer</b>	Quick Ship

## TANK CHAMPAGNE GLASSES COPPER X 2



<b>Material</b>	Glass
<b>Colour/Finish</b>	Clear, Copper
<b>Item Dimensions</b>	23x6x6cm/ 8.9x2.40x2.4in
<b>Item Weight</b>	0.30kg/0.70lb
<b>Capacity</b>	180ml/6.1oz
<b>Dishwasher Safe</b>	No

<b>Code</b>	TKCG02
<b>Carton Qty</b>	6
<b>Service Offer</b>	Quick Ship

## TANK DECANTER BLACK



<b>Material</b>	Glass
<b>Colour/Finish</b>	Clear, Black
<b>Item Dimensions</b>	30x17x17cm/ 11.8x6.70x6.7in
<b>Item Weight</b>	1.20kg/2.60lb
<b>Capacity</b>	1000ml/33.8oz
<b>Dishwasher Safe</b>	No

<b>Code</b>	TKD02B
<b>Carton Qty</b>	2
<b>Service Offer</b>	Quick Ship

## TANK DECANTER COPPER



<b>Material</b>	Glass
<b>Colour/Finish</b>	Clear, Copper
<b>Item Dimensions</b>	30x17x17cm/ 11.8x6.70x6.7in
<b>Item Weight</b>	1.20kg/2.60lb
<b>Capacity</b>	1000ml/33.8oz
<b>Dishwasher Safe</b>	No

<b>Code</b>	TKD02
<b>Carton Qty</b>	2
<b>Service Offer</b>	Quick Ship

## TANK WHISKEY DECANTER BLACK



<b>Material</b>	Glass
<b>Colour/Finish</b>	Clear, Black
<b>Item Dimensions</b>	23x13x13cm/ 9.1x5.10x5.1in
<b>Item Weight</b>	0.90kg/2.00lb
<b>Capacity</b>	1000ml/33.8oz
<b>Dishwasher Safe</b>	No

<b>Code</b>	TKWD01B
<b>Carton Qty</b>	2
<b>Service Offer</b>	Quick Ship

## TANK WHISKEY DECANTER COPPER



<b>Material</b>	Glass
<b>Colour/Finish</b>	Clear, Copper
<b>Item Dimensions</b>	23x13x13cm/ 9.1x5.10x5.1in
<b>Item Weight</b>	0.50kg/1.10lb
<b>Capacity</b>	1000ml/33.8oz
<b>Dishwasher Safe</b>	No

<b>Code</b>	TKWD02
<b>Carton Qty</b>	2
<b>Service Offer</b>	Quick Ship

## TANK HIGH BALL GLASSES BLACK X 2



**Material** Glass  
**Colour/Finish** Clear, Black  
**Item Dimensions** 17x8x8cm/  
 6.5x3.10x3.1in  
**Item Weight** 0.35kg/0.80lb  
**Capacity** 380ml/12.8oz  
**Dishwasher Safe** No

**Code** TKHB02B  
**Carton Qty** 6  
**Service Offer** Quick Ship

## TANK HIGH BALL COPPER BLACK X 2



**Material** Glass  
**Colour/Finish** Clear, Black  
**Item Dimensions** 17x8x8cm/  
 6.5x3.10x3.1in  
**Item Weight** 0.35kg/0.80lb  
**Capacity** 380ml/12.8oz  
**Dishwasher Safe** No

**Code** TKHB02  
**Carton Qty** 6  
**Service Offer** Quick Ship

## TANK LOW BALL GLASSES BLACK X 2



**Material** Glass  
**Colour/Finish** Clear, Black  
**Item Dimensions** 11x8x8cm/  
 4.3x3.10x3.1in  
**Item Weight** 0.25kg/0.60lb  
**Capacity** 240ml/8.1oz  
**Dishwasher Safe** No

**Code** TKLB02B  
**Carton Qty** 6  
**Service Offer** Quick Ship

## TANK LOW BALL GLASSES COPPER X 2



**Material** Glass  
**Colour/Finish** Clear, Copper  
**Item Dimensions** 11x8x8cm/  
 4.3x3.10x3.1in  
**Item Weight** 0.25kg/0.60lb  
**Capacity** 240ml/8.1oz  
**Dishwasher Safe** No

**Code** TKLB02  
**Carton Qty** 6  
**Service Offer** Quick Ship

## TANK WHISKEY GLASSES BLACK X 2



**Material** Glass  
**Colour/Finish** Clear, Black  
**Item Dimensions** 8x8.5x9cm/  
 3.2x3.30x3.3in  
**Item Weight** 0.15kg/0.30lb  
**Capacity** 300ml/10.1oz  
**Dishwasher Safe** No

**Code** TKWG02B  
**Carton Qty** 6  
**Service Offer** Quick Ship

## TANK WHISKEY GLASSES COPPER X 2



**Material** Glass  
**Colour/Finish** Clear, Copper  
**Item Dimensions** 8x8.5x9cm/  
 3.2x3.30x3.3in  
**Item Weight** 0.15kg/0.30lb  
**Capacity** 300ml/10.1oz  
**Dishwasher Safe** No

**Code** TKWG02  
**Carton Qty** 6  
**Service Offer** Quick Ship

## TANK WINE GLASSES BLACK X 2



**Material** Glass  
**Colour/Finish** Clear, Black  
**Item Dimensions** 19x9x9cm/  
 7.3x3.50x3.5in  
**Item Weight** 0.26kg/0.60lb  
**Capacity** 420ml/14.2oz  
**Dishwasher Safe** No

**Code** TKWI02B  
**Carton Qty** 6  
**Service Offer** Quick Ship

## TANK WINE GLASSES COPPER X 2



**Material** Glass  
**Colour/Finish** Clear, Copper  
**Item Dimensions** 19x9x9cm/  
 7.3x3.50x3.5in  
**Item Weight** 0.26kg/0.60lb  
**Capacity** 420ml/14.2oz  
**Dishwasher Safe** No

**Code** TKWI02  
**Carton Qty** 6  
**Service Offer** Quick Ship

## BASH VESSEL LARGE



**Material** Brass  
**Colour/Finish** Gold Matte  
**Item Dimensions** 13x34x41cm/  
 4.9x13.40x16.1in  
**Item Weight** 1.45kg/3.20lb  
**Food Safe** Dry food only

**Code** BAV13B  
**Carton Qty** 2  
**Service Offer** Quick Ship

## BASH VESSEL SMALL



**Material** Brass  
**Colour/Finish** Gold Matte  
**Item Dimensions** 15x23x32cm/  
 6.0x9.10x12.4in  
**Item Weight** 0.87kg/1.90lb  
**Food Safe** Dry food only

**Code** BAV12B  
**Carton Qty** 4  
**Service Offer** Quick Ship

## BASH VESSEL WIDE



**Material** Brass  
**Colour/Finish** Gold Matte  
**Item Dimensions** 41x38x23cm/  
 16.1x15.00x9.1in  
**Item Weight** 2.30kg/5.10lb  
**Food Safe** Dry food only

**Code** BAV16B  
**Carton Qty** 2  
**Service Offer** Quick Ship

## BEAT VESSEL DROP



**Material** Brass  
**Colour/Finish** Gold Brushed  
**Item Dimensions** 93x55x55cm/  
 36.7x21.70x21.7in  
**Item Weight** 6.16kg/13.60lb

**Code** BRV02B  
**Carton Qty** 1  
**Service Offer** Quick Ship

## BEAT VESSEL TALL



**Material** Brass  
**Colour/Finish** Gold Brushed  
**Item Dimensions** 110x25.5x26cm/  
 43.3x10.00x10.0in  
**Item Weight** 7.14kg/15.70lb

**Code** BRV01B  
**Carton Qty** 1  
**Service Offer** Quick Ship

## BEAT VESSEL TOP



**Material** Brass  
**Colour/Finish** Gold Brushed  
**Item Dimensions** 78x45.5x46cm/  
 30.5x17.90x17.9in  
**Item Weight** 5.76kg/12.70lb

**Code** BRV03B  
**Carton Qty** 1  
**Service Offer** Quick Ship

## BONE BOWL LARGE BRASS



**Material** Brass  
**Colour/Finish** Gold Matte  
**Item Dimensions** 12x39x39cm/  
 4.7x15.40x15.4in  
**Item Weight** 1.50kg/3.30lb  
**Food Safe** Dry food only

**Code** BOB01B  
**Carton Qty** 2  
**Service Offer** Quick Ship

## BONE BOWL SMALL BRASS



**Material** Brass  
**Colour/Finish** Gold Matte  
**Item Dimensions** 6x22x22cm/  
 2.4x8.70x8.7in  
**Item Weight** 0.50kg/1.10lb  
**Food Safe** Dry food only

**Code** BOB02B  
**Carton Qty** 8  
**Service Offer** Quick Ship

## BUMP VASE CONE BLACK



**Material** Glass  
**Colour/Finish** Black  
**Item Dimensions** 22x15x15cm/  
 8.7x5.90x5.9in  
**Item Weight** 0.45kg/1.00lb  
**Dishwasher Safe** No

**Code** BPVCF02  
**Carton Qty** 2  
**Service Offer** Quick Ship

## BUMP VASE SHORT BLACK



**Material** Glass  
**Colour/Finish** Black  
**Item Dimensions** 13x11x11cm/  
 4.9x4.30x4.3in  
**Item Weight** 0.24kg/0.50lb  
**Dishwasher Safe** No

**Code** BPVS02  
**Carton Qty** 4  
**Service Offer** Quick Ship

## BUMP VASE TALL GREEN



**Material** Glass  
**Colour/Finish** Green  
**Item Dimensions** 27x13x13cm/  
 10.6x5.10x5.1in  
**Item Weight** 0.59kg/1.30lb  
**Dishwasher Safe** No

**Code** BPVT02  
**Carton Qty** 2  
**Service Offer** Quick Ship

## CLOUD BOWL LARGE



**Material** Aluminum  
**Colour/Finish** Silver Polished  
**Item Dimensions** 19x45.5x44cm/  
 7.5x17.90x17.1in  
**Item Weight** 1.22kg/2.70lb  
**Capacity** 10800ml/365.2oz  
**Food Safe** Dry food only

**Code** CLOBO01  
**Carton Qty** 2  
**Service Offer** Quick Ship

## CLOUD VESSEL SHORT



**Material** Aluminum  
**Colour/Finish** Silver Polished  
**Item Dimensions** 24x23x21cm/  
 9.4x9.10x8.3in  
**Item Weight** 0.96kg/2.10lb  
**Capacity** 7800ml/263.7oz  
**Food Safe** Dry food only

**Code** CLOV01  
**Carton Qty** 4  
**Service Offer** Quick Ship

## CLOUD VESSEL TALL



**Material** Aluminum  
**Colour/Finish** Silver Polished  
**Item Dimensions** 44x21.5x22cm/  
 17.1x8.50x8.5in  
**Item Weight** 1.50kg/3.30lb  
**Capacity** 11750ml/397.3oz  
**Food Safe** Dry food only

**Code** CLOV02  
**Carton Qty** 2  
**Service Offer** Quick Ship

## PRESS BOWL SMALL



**Material** Glass  
**Colour/Finish** Clear  
**Item Dimensions** 8x18x18cm/  
 3.3x7.10x7.1in  
**Item Weight** 2.10kg/4.60lb  
**Dishwasher Safe** No  
**Food Safe** Yes

**Code** PRB01  
**Carton Qty** 4  
**Service Offer** Quick Ship

## PRESS TEALIGHT VERTICAL



**Material** Glass  
**Colour/Finish** Clear  
**Item Dimensions** 7x9.5x10cm/  
 2.8x3.70x3.7in  
**Item Weight** 0.70kg/1.50lb  
**Dishwasher Safe** No

**Code** PRT01  
**Carton Qty** 6  
**Service Offer** Quick Ship

## PRESS TEALIGHT VERTICAL FROSTED



**Material** Glass  
**Colour/Finish** Clear Frosted  
**Item Dimensions** 7x9.5x10cm/  
 2.8x3.70x3.7in  
**Item Weight** 0.70kg/1.50lb  
**Dishwasher Safe** No

**Code** PRT01FR  
**Carton Qty** 6  
**Service Offer** NEW

## PRESS LARGE VASE FROSTED



**Material** Glass  
**Colour/Finish** Clear Frosted  
**Item Dimensions** 31x17.5x18cm/  
 12.2x6.90x6.9in  
**Item Weight** 5.40kg/11.90lb  
**Dishwasher Safe** No

**Code** PRVA03FR  
**Carton Qty** 2  
**Service Offer** NEW

## PRESS LARGE VASE



**Material** Glass  
**Colour/Finish** Clear  
**Item Dimensions** 31x17.5x18cm/  
 12.2x6.90x6.9in  
**Item Weight** 5.40kg/11.90lb  
**Dishwasher Safe** No

**Code** PRVA03  
**Carton Qty** 2  
**Service Offer** Quick Ship

## PRESS MEDIUM VASE



**Material** Glass  
**Colour/Finish** Clear  
**Item Dimensions** 22x11x11cm/  
 8.5x4.30x4.3in  
**Item Weight** 2.50kg/5.50lb  
**Dishwasher Safe** No

**Code** PRVA02  
**Carton Qty** 2  
**Service Offer** Quick Ship

## PRESS MEDIUM VASE FROSTED



**Material** Glass  
**Colour/Finish** Clear Frosted  
**Item Dimensions** 22x11x11cm/  
 8.5x4.30x4.3in  
**Item Weight** 2.50kg/5.50lb  
**Dishwasher Safe** No

**Code** PRVA02FR  
**Carton Qty** 2  
**Service Offer** NEW

## PRESS STEM VASE



**Material** Glass  
**Colour/Finish** Clear  
**Item Dimensions** 18x8.5x9cm/  
 6.9x3.30x3.3in  
**Item Weight** 1.14kg/2.50lb  
**Dishwasher Safe** No

**Code** PRVA01  
**Carton Qty** 4  
**Service Offer** Quick Ship

## PRESS STEM VASE FROSTED



**Material** Glass  
**Colour/Finish** Clear Frosted  
**Item Dimensions** 18x8.5x9cm/  
 6.9x3.30x3.3in  
**Item Weight** 1.14kg/2.50lb  
**Dishwasher Safe** No

**Code** PRVA01FR  
**Carton Qty** 4  
**Service Offer** NEW

## SPIN CANDELABRA BLACK



**Material** Iron  
**Colour/Finish** Black Matt Powdercoat  
**Item Dimensions** 57x18x107cm/  
 22.6x7.10x41.9in  
**Item Weight** 8.40kg/18.50lb

**Code** SPC02BLK  
**Carton Qty** 1  
**Service Offer** NEW

## SPIN CANDELABRA PUTTY



<b>Material</b>	Iron
<b>Colour/Finish</b>	Putty Matt Powdercoat
<b>Item Dimensions</b>	57x18x107cm/ 22.6x7.10x41.9in
<b>Item Weight</b>	8.40kg/18.50lb

<b>Code</b>	SPC02PU
<b>Carton Qty</b>	1
<b>Service Offer</b>	NEW

## SPIN MINI CANDELABRA BLACK



<b>Material</b>	Iron
<b>Colour/Finish</b>	Black Matt Powdercoat
<b>Item Dimensions</b>	34x10.5x39cm/ 13.4x4.10x15.2in
<b>Item Weight</b>	2.60kg/5.70lb

<b>Code</b>	SPC01BLK
<b>Carton Qty</b>	2
<b>Service Offer</b>	NEW

## SPIN MINI CANDELABRA BLUE



<b>Material</b>	Iron
<b>Colour/Finish</b>	Blue Matt Powdercoat
<b>Item Dimensions</b>	34x10.5x39cm/ 13.4x4.10x15.2in
<b>Item Weight</b>	2.60kg/5.70lb

<b>Code</b>	SPC01BLU
<b>Carton Qty</b>	2
<b>Service Offer</b>	NEW

## SPIN MINI CANDELABRA PUTTY



<b>Material</b>	Iron
<b>Colour/Finish</b>	Putty Matt Powdercoat
<b>Item Dimensions</b>	34x10.5x39cm/ 13.4x4.10x15.2in
<b>Item Weight</b>	2.60kg/5.70lb

<b>Code</b>	SPC01PU
<b>Carton Qty</b>	2
<b>Service Offer</b>	NEW

## STONE BOOKENDS WHITE X 2



<b>Material</b>	Marble
<b>Colour/Finish</b>	White Polished
<b>Item Dimensions</b>	10x10x14cm/ 3.9x3.90x5.5in
<b>Item Weight</b>	2.30kg/5.10lb

<b>Code</b>	STBE11W
<b>Carton Qty</b>	2
<b>Service Offer</b>	Quick Ship

## STONE STACKING CANDLEHOLDER GREEN



<b>Material</b>	Marble
<b>Colour/Finish</b>	Forest Green Polished
<b>Item Dimensions</b>	36x13x13cm/ 14.3x5.10x5.1in
<b>Item Weight</b>	5.20kg/11.50lb

<b>Code</b>	ROCH03GR
<b>Carton Qty</b>	1
<b>Service Offer</b>	Quick Ship

## STONE STACKING CANDLEHOLDER WHITE



<b>Material</b>	Marble
<b>Colour/Finish</b>	White Polished
<b>Item Dimensions</b>	36x13x13cm/ 14.2x5.10x5.1in
<b>Item Weight</b>	5.20kg/11.50lb

<b>Code</b>	STCH11W
<b>Carton Qty</b>	1
<b>Service Offer</b>	Quick Ship

## CORD GREEN RUG 70X250CM / 28X98IN



Material	100% Recycled Polyester
Colour/Finish	Green
Item Dimensions	1x70x250cm/ 0.4x27.60x98.4in
Item Weight	4.32kg/9.50lb

Code	COGR070
Carton Qty	1
Service Offer	NEW

## CORD GREEN RUG 170X240CM / 67X94IN



Material	100% Recycled Polyester
Colour/Finish	Green
Item Dimensions	1x170x240cm/ 0.4x66.90x94.5in
Item Weight	10.24kg/22.60lb

Code	COGR170
Carton Qty	1
Service Offer	NEW

## CORD GREEN RUG 200X300CM / 79X118IN



Material	100% Recycled Polyester
Colour/Finish	Green
Item Dimensions	1x200x300cm/ 0.4x78.70x118.1in
Item Weight	15.10kg/33.30lb

Code	COGR200
Carton Qty	1
Service Offer	NEW

## CORD ULTRAMARINE BLUE RUG 70X250CM / 28X98IN



Material	100% Recycled Polyester
Colour/Finish	Blue
Item Dimensions	1x70x250cm/ 0.4x27.60x98.4in
Item Weight	4.32kg/9.50lb

Code	COBL070
Carton Qty	1
Service Offer	NEW

## CORD ULTRAMARINE BLUE RUG 170X240CM / 67X94IN



Material	100% Recycled Polyester
Colour/Finish	Blue
Item Dimensions	1x170x240cm/ 0.4x66.90x94.5in
Item Weight	10.24kg/22.60lb

Code	COBL170
Carton Qty	1
Service Offer	NEW


## CORD ULTRAMARINE BLUE RUG 200X300CM / 79X118IN



Material	100% Recycled Polyester
Colour/Finish	Blue
Item Dimensions	1x200x300cm/ 0.4x78.70x118.1in
Item Weight	15.10kg/33.30lb

Code	COBL200
Carton Qty	1
Service Offer	NEW


## DISC RUG 170X240CM / 67X94IN



Material	90% Wool, 10% Cotton
Colour/Finish	Black
Item Dimensions	1x170x240cm/ 0.4x66.90x94.5in
Item Weight	8.10kg/17.90lb

Code	DIBL170
Carton Qty	1
Service Offer	Quick Ship

## DISC RUG 200X300CM / 79X118IN



Material	90% Wool, 10% Cotton
Colour/Finish	Black
Item Dimensions	1x200x300cm/ 0.4x78.70x118.1in
Item Weight	12.30kg/27.10lb

Code	DIBL200
Carton Qty	1
Service Offer	Quick Ship

## EDGY RUG 170X240 CM / 67X94IN



**Material** 83% Wool, 9% Cotton, 7% Polyester, 1% Viscose  
**Colour/Finish** White  
**Item Dimensions** 3x170x240cm/  
 1.2x66.90x94.5in  
**Item Weight** 15.50kg/34.20lb

**Code** EDWH170  
**Carton Qty** 1  
**Service Offer** Quick Ship

## EDGY RUG 200X300CM / 79X118IN



**Material** 83% Wool, 9% Cotton, 7% Polyester, 1% Viscose  
**Colour/Finish** White  
**Item Dimensions** 3x200x300cm/  
 1.2x78.70x118.1in  
**Item Weight** 21.70kg/47.80lb

**Code** EDWH200  
**Carton Qty** 1  
**Service Offer** Quick Ship

## KNOTTY RUG WHITE 170X240CM / 67X94IN



**Material** 94% Jute, 3% Polyester, 2% Viscose, 1% Viscose  
**Colour/Finish** White  
**Item Dimensions** 2x170x240cm/  
 0.8x66.90x94.5in  
**Item Weight** 13.20kg/29.10lb

**Code** KNWH170  
**Carton Qty** 1  
**Service Offer** Quick Ship

## KNOTTY RUG WHITE 200X300CM / 79X118IN



**Material** 94% Jute, 3% Polyester, 2% Viscose, 1% Viscose  
**Colour/Finish** White  
**Item Dimensions** 2x200x300cm/  
 0.8x78.70x118.1in  
**Item Weight** 19.50kg/43.00lb

**Code** KNWH200  
**Carton Qty** 1  
**Service Offer** Quick Ship


## LINE RUG BLACK 70X250CM / 28X98IN



**Material** 57% Jute, 24% Cotton, 19% Polyester  
**Colour/Finish** Black  
**Item Dimensions** 1x70x250cm/  
 0.4x27.60x98.4in  
**Item Weight** 3.20kg/7.10lb

**Code** LIBL070  
**Carton Qty** 1  
**Service Offer** Quick Ship

## LINE RUG BLACK 170X240CM / 67X94IN



**Material** 57% Jute, 24% Cotton, 19% Polyester  
**Colour/Finish** Black  
**Item Dimensions** 1x170x240cm/  
 0.4x66.90x94.5in  
**Item Weight** 7.50kg/16.50lb

**Code** LIBL170  
**Carton Qty** 1  
**Service Offer** Quick Ship

## LINE RUG BLACK 200X300CM / 79X118IN



**Material** 57% Jute, 24% Cotton, 19% Polyester  
**Colour/Finish** Black  
**Item Dimensions** 1x200x300cm/  
 0.4x78.70x118.1in  
**Item Weight** 11.00kg/24.30lb

**Code** LIBL200  
**Carton Qty** 1  
**Service Offer** Quick Ship

## LOOPY BLUE RUG 170X240CM / 67X94IN



**Material** 74% Wool, 14% Cotton, 7% Polyester, 5% Viscose  
**Colour/Finish** Blue  
**Item Dimensions** 2x170x240cm/  
 0.7x66.90x94.5in  
**Item Weight** 13.18kg/29.00lb

**Code** LOBL170  
**Carton Qty** 1  
**Service Offer** NEW

## LOOPY BLUE RUG 200X300CM / 79X118IN



<b>Material</b>	74% Wool, 14% Cotton, 7% Polyester, 5% Viscose
<b>Colour/Finish</b>	Blue
<b>Item Dimensions</b>	2x200x300cm/ 0.7x78.70x118.1in
<b>Item Weight</b>	19.38kg/42.70lb

<b>Code</b>	LOBL200
<b>Carton Qty</b>	1
<b>Service Offer</b>	NEW

## LOOPY NATURAL RUG 170X240CM / 67X94IN



<b>Material</b>	74% Wool, 14% Cotton, 7% Polyester, 5% Viscose
<b>Colour/Finish</b>	Natural
<b>Item Dimensions</b>	2x170x240cm/ 0.7x66.90x94.5in
<b>Item Weight</b>	13.18kg/29.00lb

<b>Code</b>	LONA170
<b>Carton Qty</b>	1
<b>Service Offer</b>	NEW

## LOOPY NATURAL RUG 200X300CM / 79X118IN



<b>Material</b>	74% Wool, 14% Cotton, 7% Polyester, 5% Viscose
<b>Colour/Finish</b>	Natural
<b>Item Dimensions</b>	2x200x300cm/ 0.7x78.70x118.1in
<b>Item Weight</b>	19.38kg/42.70lb

<b>Code</b>	LONA200
<b>Carton Qty</b>	1
<b>Service Offer</b>	NEW

## SPECK MONOCHROME RUG 170X240CM / 67X94IN



<b>Material</b>	80% Wool, 15% Cotton, 7% Polyester, 1% Viscose
<b>Colour/Finish</b>	Black & White
<b>Item Dimensions</b>	2x170x240cm/ 0.7x66.90x94.5in
<b>Item Weight</b>	8.50kg/18.70lb

<b>Code</b>	SPMO170
<b>Carton Qty</b>	1
<b>Service Offer</b>	NEW

## SPECK MONOCHROME RUG 200X300CM / 79X118IN



<b>Material</b>	80% Wool, 15% Cotton, 7% Polyester, 1% Viscose
<b>Colour/Finish</b>	Black & White
<b>Item Dimensions</b>	2x200x300cm/ 0.7x78.70x118.1in
<b>Item Weight</b>	12.50kg/27.60lb

<b>Code</b>	SPMO200
<b>Carton Qty</b>	1
<b>Service Offer</b>	NEW

## TWEED RUG GREEN 170X240CM / 67X94IN



<b>Material</b>	100% Wool
<b>Colour/Finish</b>	Green
<b>Item Dimensions</b>	2x170x240cm/ 0.7x66.90x94.5in
<b>Item Weight</b>	8.50kg/18.70lb

<b>Code</b>	TWGR170
<b>Carton Qty</b>	1
<b>Service Offer</b>	Quick Ship

## TWEED RUG GREEN 200X300CM / 79X118IN



<b>Material</b>	100% Wool
<b>Colour/Finish</b>	Green
<b>Item Dimensions</b>	2x200x300cm/ 0.7x78.70x118.1in
<b>Item Weight</b>	12.40kg/27.30lb

<b>Code</b>	TWGR200
<b>Carton Qty</b>	1
<b>Service Offer</b>	Quick Ship

## WEAVE RUG BLUE 170X240CM / 67X94IN



<b>Material</b>	Front: 65% Jute, 35% Wool. Back: 55% Cotton, 35% Polyester, 6% Viscose, 4% Acrylic
<b>Colour/Finish</b>	Blue
<b>Item Dimensions</b>	2x170x240cm/ 0.8x66.90x94.5in
<b>Item Weight</b>	19.50kg/43.00lb

<b>Code</b>	WEBL170
<b>Carton Qty</b>	1
<b>Service Offer</b>	Quick Ship

## WEAVE RUG BLUE 200X300CM / 79X118IN



<b>Material</b>	Front: 65% Jute, 35% Wool. Back: 55% Cotton, 35% Polyester, 6% Viscose, 4% Acrylic
<b>Colour/Finish</b>	Blue
<b>Item Dimensions</b>	2x200x300cm/ 0.8x78.70x118.1in
<b>Item Weight</b>	25.50kg/56.20lb

<b>Code</b>	WEBL200
<b>Carton Qty</b>	1
<b>Service Offer</b>	Quick Ship


## WEAVE RUG ORANGE 170X240CM / 67X94IN



<b>Material</b>	Front: 65% Jute, 35% Wool. Back: 55% Cotton, 35% Polyester, 6% Viscose, 4% Acrylic
<b>Colour/Finish</b>	Orange
<b>Item Dimensions</b>	2x170x240cm/ 0.8x66.90x94.5in
<b>Item Weight</b>	19.50kg/43.00lb

<b>Code</b>	WEOR170
<b>Carton Qty</b>	1
<b>Service Offer</b>	Quick Ship

## WEAVE RUG ORANGE 200X300CM / 79X118IN



<b>Material</b>	Front: 65% Jute, 35% Wool. Back: 55% Cotton, 35% Polyester, 6% Viscose, 4% Acrylic
<b>Colour/Finish</b>	Orange
<b>Item Dimensions</b>	2x200x300cm/ 0.8x78.70x118.1in
<b>Item Weight</b>	25.50kg/56.20lb

<b>Code</b>	WEOR200
<b>Carton Qty</b>	1
<b>Service Offer</b>	Quick Ship

## WEDGE RUG 70X250CM / 28X98IN



<b>Material</b>	90% Wool, 10% Cotton
<b>Colour/Finish</b>	Black
<b>Item Dimensions</b>	1x70x250cm/ 0.4x27.60x98.4in
<b>Item Weight</b>	2.90kg/6.40lb

<b>Code</b>	WEBL170
<b>Carton Qty</b>	1
<b>Service Offer</b>	Quick Ship

## WOBBLE NATURAL RUG 170X240CM / 67X94IN



<b>Material</b>	Front: 100% NZ Wool, Back: 100% Cotton
<b>Colour/Finish</b>	Natural
<b>Item Dimensions</b>	3x170x240cm/ 1.2x66.90x94.5in
<b>Item Weight</b>	21.62kg/47.70lb

<b>Code</b>	WONA170
<b>Carton Qty</b>	1
<b>Service Offer</b>	NEW

## WOBBLE NATURAL RUG 200X300CM / 79X118IN



<b>Material</b>	Front: 100% NZ Wool, Back: 100% Cotton
<b>Colour/Finish</b>	Natural
<b>Item Dimensions</b>	3x200x300cm/ 1.2x78.70x118.1in
<b>Item Weight</b>	31.80kg/70.10lb

<b>Code</b>	WONA200
<b>Carton Qty</b>	1
<b>Service Offer</b>	NEW

## BAND THROW 160 X 200CM / 63X79IN BLUE &amp; BLACK



<b>Material</b>	64% LINEN 36% COTTON
<b>Colour/Finish</b>	Blue & Black n/a
<b>Item Dimensions</b>	1x160x200cm/ 0.4x63.00x78.7in
<b>Item Weight</b>	0.66kg/1.50lb

<b>Code</b>	BATH160BLU
<b>Carton Qty</b>	4
<b>Service Offer</b>	NEW

## BAND THROW 160 X 200CM / 63X79IN BURGUNDY &amp; BLACK



<b>Material</b>	64% LINEN 36% COTTON
<b>Colour/Finish</b>	Burgundy & Black n/a
<b>Item Dimensions</b>	1x160x200cm/ 0.4x63.00x78.7in
<b>Item Weight</b>	0.66kg/1.50lb

<b>Code</b>	BATH160BUR
<b>Carton Qty</b>	4
<b>Service Offer</b>	NEW

**THREAD THROW 140 X 180CM ORANGE & WHITE**

**Material** 70%Wool/30%Cotton  
**Colour/Finish** Orange & White n/a  
**Item Dimensions** 1x140x180cm/  
 0.4x55.10x70.9in  
**Item Weight** 1.00kg/2.20lb

**Code** THTH140OR  
**Carton Qty** 4  
**Service Offer** NEW

**THREAD THROW 140 X 180CM BLACK & WHITE**

**Material** 70%Wool/30%Cotton  
**Colour/Finish** Black & White n/a  
**Item Dimensions** 1x140x180cm/  
 0.4x55.10x70.9in  
**Item Weight** 1.00kg/2.20lb

**Code** THTH140BLK  
**Carton Qty** 4  
**Service Offer** NEW

**THREAD THROW 140 X 180CM BLUE & WHITE**

**Material** 70%Wool/30%Cotton  
**Colour/Finish** Blue & White n/a  
**Item Dimensions** 1x140x180cm/  
 0.4x55.10x70.9in  
**Item Weight** 1.00kg/2.20lb

**Code** THTH140BLU  
**Carton Qty** 4  
**Service Offer** NEW

**BOBBLE CUSHION BLUE 45X45CM/18X18IN**

**Material** 84% Wool, 13% Cotton, 3% Nylon  
**Colour/Finish** Blue  
**Item Dimensions** 16x45x45cm/  
 6.3x17.70x17.7in  
**Item Weight** 1.04kg/2.30lb

**Code** BOCUBL45  
**Carton Qty** 5  
**Service Offer** Quick Ship

**BOBBLE CUSHION NATURAL 45X45CM/18X18IN**

**Material** 84% Wool, 13% Cotton, 3% Nylon  
**Colour/Finish** Natural  
**Item Dimensions** 16x45x45cm/  
 6.3x17.70x17.7in  
**Item Weight** 1.04kg/2.30lb

**Code** BOCUNA45  
**Carton Qty** 5  
**Service Offer** Quick Ship

**BOBBLE CUSHION OCHRE 45X45CM/18X18IN**

**Material** 84% Wool, 13% Cotton, 3% Nylon  
**Colour/Finish** Ochre  
**Item Dimensions** 16x45x45cm/  
 6.3x17.70x17.7in  
**Item Weight** 1.04kg/2.30lb

**Code** BOCUOC45  
**Carton Qty** 5  
**Service Offer** Quick Ship

**BOBBLE CUSHION ORANGE 45X45CM/18X18IN**

**Material** 84% Wool, 13% Cotton, 3% Nylon  
**Colour/Finish** Orange  
**Item Dimensions** 16x45x45cm/  
 6.3x17.70x17.7in  
**Item Weight** 1.04kg/2.30lb

**Code** BOCUOR45  
**Carton Qty** 5  
**Service Offer** Quick Ship

**RIDGE CUSHION 45 X 45CM BURGUNDY**

**Material** 75% Wool, 25% Cotton  
**Colour/Finish** Burgundy  
**Item Dimensions** 18x45x45cm/  
 7.1x17.70x17.7in  
**Item Weight** 1.00kg/2.20lb

**Code** RICU45BU  
**Carton Qty** 5  
**Service Offer** NEW

## RIDGE CUSHION 45 X 45CM INDIGO



**Material** 75% Wool, 25% Cotton  
**Colour/Finish** Indigo  
**Item Dimensions** 18x45x45cm/  
 7.1x17.70x17.7in  
**Item Weight** 1.00kg/2.20lb

**Code** RICU45IN  
**Carton Qty** 5  
**Service Offer** NEW

## RIDGE CUSHION 45 X 45CM LIGHT BLUE



**Material** 75% Wool, 25% Cotton  
**Colour/Finish** Light Blue  
**Item Dimensions** 18x45x45cm/  
 7.1x17.70x17.7in  
**Item Weight** 1.00kg/2.20lb

**Code** RICU45BLU  
**Carton Qty** 5  
**Service Offer** NEW

## RIDGE CUSHION 45 X 45CM NATURAL



**Material** 75% Wool, 25% Cotton  
**Colour/Finish** Natural  
**Item Dimensions** 18x45x45cm/  
 7.1x17.70x17.7in  
**Item Weight** 1.00kg/2.20lb

**Code** RICU45NA  
**Carton Qty** 5  
**Service Offer** NEW

## THREAD BLACK &amp; WHITE CUSHION 50 X50CM



**Material** 70%Wool/30%Cotton With  
 cotton Lining  
**Colour/Finish** Black & White n/a  
**Item Dimensions** 15x50x50cm/  
 5.9x19.70x19.7in  
**Item Weight** 0.86kg/1.90lb

**Code** THCU50BLK  
**Carton Qty** 5  
**Service Offer** NEW

## THREAD BLUE &amp; WHITE CUSHION 50 X50CM



**Material** 70%Wool/30%Cotton With  
 cotton Lining  
**Colour/Finish** Blue & White n/a  
**Item Dimensions** 15x50x50cm/  
 5.9x19.70x19.7in  
**Item Weight** 0.86kg/1.90lb

**Code** THCU50BLU  
**Carton Qty** 5  
**Service Offer** NEW

## THREAD ORANGE &amp; WHITE CUSHION 50 X50CM



**Material** 70%Wool/30%Cotton With  
 cotton Lining  
**Colour/Finish** Orange & White n/a  
**Item Dimensions** 15x50x50cm/  
 5.9x19.70x19.7in  
**Item Weight** 0.86kg/1.90lb

**Code** THCU50OR  
**Carton Qty** 5  
**Service Offer** NEW

## TRACK BLACK CUSHION 56X56CM / 22X22IN



**Material** Cover 100% Cotton, Pad Case &  
 Filling 100% recycled Polyester  
**Colour/Finish** Black  
**Item Dimensions** 20x56x56cm/  
 7.7x22.00x22.0in  
**Item Weight** 1.28kg/2.80lb

**Code** TRACUBL56  
**Carton Qty** 5  
**Service Offer** NEW

## TRACK BURGUNDY CUSHION 56X56CM / 22X22IN



**Material** Cover 100% Cotton, Pad Case &  
 Filling 100% recycled Polyester  
**Colour/Finish** Burgundy  
**Item Dimensions** 20x56x56cm/  
 7.7x22.00x22.0in  
**Item Weight** 1.28kg/2.80lb

**Code** TRACUBU56  
**Carton Qty** 5  
**Service Offer** NEW



APPENDIX

## TERMS AND CONDITIONS

Design Research Limited t/a Tom Dixon (the Company) agrees to sell its goods on the following terms:

### 1 PRICING TERMS

- 1.1 This price list is valid from 1 December 2025 and supersedes all previous lists.
- 1.2 Prices are provided for indicative purposes only, and are based on economic conditions and the best knowledge of the Company at the time of publication. The Company reserves the right to change list prices at any time and on any product without prior notification.

### 2 WARRANTIES

- 2.1 This Contract constitutes the entire agreement between the Company and its customers (the Customer) for the sale of Goods. The Customer acknowledges that it has not relied on any statement, promise, representation, assurance or warranty made or given by or on behalf of the Company which is not set out in the Contract.
- 2.2 Any samples, drawings, descriptive matter, or advertising produced by the Company and any descriptions or illustrations contained in the Company's catalogues or brochures are produced for the sole purpose of giving an approximate idea of the Goods described or depicted in them. They shall not form part of the Contract or have any contractual force.
- 2.3 The Customer shall be responsible for inspecting Goods upon delivery and it is a condition of the Contract that any shortage or defect in Goods at delivery is notified to the Company in writing together with photographic proof within 5 Working Days from the receipt of Goods.
- 2.4 A three-year limited warranty against manufacturing defects is offered on all furniture and lighting Goods (materials and construction). A one-year limited warranty against manufacturing defects is offered on all other Goods. Normal wear on fabrics and finish, as well as indirect damage to persons or articles is not covered by this warranty. Where a defect has been notified, the Customer will, if so requested by the Company, return the Goods to the Company at the Customer's expense. If the Company subsequently confirms that the returned Goods contain defects attributable to the Company, the reasonable costs of re-delivery incurred by the Customer will be refunded.
- 2.5 The warranties given above will not apply to defects that are due to fair wear and tear, accidental damage or failure by the Customer or any third party to adhere to the Company's instructions or written recommendations.
- 2.6 Any modifications made to the product by the Customer will void the warranty.

- 3 INSTALLATION
- 3.1 All the company's lights are for indoor use only unless otherwise specified. They should be installed by a qualified electrician. Installation must be carried out in accordance and compliance with current building regulations.
- 3.2 Because of the variety of different ceiling types and construction the Company cannot advise on fixings. The Customer should check the type of ceiling construction they have and use appropriate fixings that are suitable for the weight of the light being installed.
- 3.3 Please note replacement bulbs should be in accordance with recommendations in the product instructions.
- 4 PRICING
- 4.1 Prices charged will be the current list price on the day on which the purchase order is placed unless otherwise stated in writing by the Company. The Company reserves the right to change list prices at any time and on any Goods without prior notification.
- 4.2 Quotations provided by the Company shall be valid for 30 days only. Any purchase orders placed before a change to the price list is published must be collected or delivered in full within 15 days of the order failing which the order will be cancelled.
- 4.3 Unless otherwise stated in the Contract, prices are quoted exclusive of value added tax and sales tax, carriage and freight which will be payable in addition. The Company accepts no responsibility or liability for any taxes, duties, delivery fees or other fees which the Customer may be required to pay in relation to the Goods, and the Customer shall be solely responsible for paying any such required fees or taxes.
- 5 ORDERING
- 5.1 All Customer orders, other than for made-to-order items, are to be placed via the Tom Dixon Trade Portal ([www.tomdixontrade.net](http://www.tomdixontrade.net)).
- 5.2 Where requested, certificates of origin can be provided at the Customer's expense, for a fee of €100, \$120, \$120 (USA & Asia) whichever is applicable.
- 5.3 All orders placed with the Company are picked and dispatched on an individual basis. Unless otherwise agreed between the parties, the Company shall not facilitate the consolidation of customer orders.
- 5.4 Orders will only be considered placed once a formal receipt of confirmation of order has been provided by the Company (Order Confirmation). Order Confirmation is final and binding. Any subsequent change or cancellation is subject to the Company's consent.
- 6 SHIPPING AND HANDLING CHARGES
- Shipping fees are based on the order value as outlined in Table 1A and Table 1B.

## TERMS AND CONDITIONS

TABLE 1A

Region	Details	Currency	Minimum Order Size	Shipping/handling fee if below MOS
UK	Deliveries within the UK	Pound Sterling	€1,150	€95
Europe	Deliveries within the European Union	Euro	€1,350	€135

\*Shipping fee charges apply from 1 December 2025

TABLE 1B

USA	Zone States	Shipping Charge
Parcel/Ground Shipping Charge	Under \$150.00 \$150.00 - \$1,000.00 Over \$1,000.00	\$15.00 \$35.00 \$95.00
Freight Shipping	Under \$2,000.00 \$2,000 - \$5,000.00 \$5,000 - \$10,000.00 Over \$10,000.00	\$200.00 10% of Retail Value 8% of Retail Value 5% of Retail Value, max \$2,000.00
White Glove	Additional \$100.00 + Freight Fee	

\*Shipping fee charges apply from 1 December 2025

### 7 DELIVERIES

- 7.1 The Company shall make all reasonable efforts to deliver all Goods within the period stated in the Confirmation of Order, however such periods are stated for indicative purposes only. The Company shall not bear any liability for any delay in delivery, and time shall not be considered of the essence in this regard.
- 7.2 For stocked Goods, the Company aims to deliver within 7 Working Days within the UK, and within 10 Calendar Days across the EU and 10 working days across the United States.
- 7.3 All items are stocked Goods, unless otherwise indicated. For non-stocked Goods, specific lead times may be specified next to the product in this price list and the Tom Dixon Trade Portal.
- 7.4 The Company only delivers to commercial addresses. Each account holder may register up to three commercial addresses with the Company. For shipments to any other commercial addresses, where applicable (Drop Ship) or orders below the MOS, an additional Drop Ship administration fee will be charged by the Company. This fee shall be €100 in the UK and \$120 in the EU.
- 8 EX-WORKS ("EXW") AND CUSTOMER'S OWN ACCOUNT ("COA") SHIPPING, HANDLING AND ADMINISTRATIVE CHARGES
- 8.1 All Customers outside the EU, and the United States must collect orders on EXW terms, as defined by the Incoterms® rules in force from time to time.
- 8.2 All export documentation (including commercial invoices and delivery notes) will be supplied by the Company. All carrier correspondence and collections shall be arranged exclusively by the Customer, at the Customer's risk and expense.
- 8.3 For orders below the EXW MOS, an EXW handling fee will be charged as set out in Table 2.
- 8.4 All EXW collections must take place within a defined pick-up period, or incur a daily handling fee, as outlined in Table 2.
- 8.5 EXW Orders not picked up within 10 Working Days from the collection date notified to the Customer from the UK or United States warehouses will be subject to a daily storage fee commencing on the 11th Working Day from the collection date as set out in Table 2. Orders not picked up within 20 days from the initial collection date will be restocked and a restocking fee charged as set out in Table 2.
- 8.6 The Company shall bear no responsibility or liability for any loss or damage incurred during transit by EXW carriers. Orders must be checked by the Customer upon collection.
- 8.7 For orders below the Customer's Own Account (COA) minimum order size, a COA handling fee will be charged as set out in Table 2.
- 8.8 Any shortages or damages must be reported by the Customer to the Company within 5 Working Days of delivery and accompanied with photographic evidence.

**TERMS AND CONDITIONS**

TABLE 2						
Region	Currency	EXW Minimum Order Size	Handling fee	Pick up period (business days)	Daily storage fee per pallet per day	Restocking fee
Ex-works DK warehouse	Pound Sterling	€1,400	€100	5	€20	25%
Ex-works DK warehouse	Euro	\$2,000	\$100	5	\$25	25%
Ex-works US warehouse	US Dollar	\$2,000	-	10	\$25	25%
COA US warehouse	US Dollar	\$1,500	-	-	-	25%

1	<b>PAYMENT TERMS</b>			to the Customer immediately before the time at which resale by the Customer occurs.
1.1	30 Day Terms: If there is sufficient available credit on a Customer's account, Orders will be dispatched as soon as practicable and, unless agreed otherwise in writing, all invoices issued by the Company shall fall due 30 days from date of invoice.	2.4	If, before the Customer has paid the Company for any Goods, an event of default occurs as listed in clause 15, then:	
1.2	Proforma Terms: Full payment of proforma invoices must be received by the Company in the form of cleared funds within five Working Days of receipt of the proforma invoice. Goods will be dispatched only upon receipt of payment in full from the Customer. The Company reserves the right to unreserve stock if a proforma invoice remains unpaid after 15 Working Days of receipt of the invoice.		(a) the Customer's right to resell the Goods as set out in clause 10.3 ceases immediately; and (b) the Company may at any time: (i) require the Customer to deliver up all Goods in its possession which have not been resold; and (ii) if the Customer fails to do so promptly, enter any premises of the Customer or of any third party where such Goods are stored in order to recover them.	
1.3	It is the sole responsibility of the Customer to verify the specification of made-to-order Goods as outlined in the Order Confirmation provided to the Customer.	2.5	If ten Working Days after the day on which the Company notified the Customer that the Goods were ready for delivery the Customer has not accepted delivery of them, the Company may resell or otherwise dispose of part or all of the Goods and, after deducting reasonable storage and selling costs, account to the Customer for any excess over the price of the Goods and/or charge the Customer for any shortfall below the price of the Goods, at the Company's election in its sole discretion.	
1.4	If a made-to-order item meets the specification agreed to in advance on the Order Confirmation, such Goods may not be returned or exchanged under any circumstances.			
1.5	Invoices that are not disputed within 20 days of invoice date are conclusively deemed accurate.			
1.6	Customer shall pay the undisputed portion of the fees promptly and provide written details specifying the basis of any dispute, to the reasonable satisfaction of the Company.	3	<b>RETURNS</b>	
1.7	For non-stock (made-to-order) items, a non-refundable 50% deposit shall be payable at point of Order for Proforma Terms, and a written confirmation of the Order is required, prior to the commencement of manufacture, unless otherwise agreed.	3.1	The return of all Goods needs to be preauthorised by the Company.	
2	<b>PROPERTY AND RISK</b>	3.2	All returns will be at the Customer's expense unless the Goods are faulty.	
2.1	Save where otherwise agreed or specified in this Contract, the risk of loss or damage to the Goods passes to the Customer upon delivery.	3.3	No returns will be accepted after 28 days from the invoice date.	
2.2	Any Goods delivered to the Customer remain the property of the Company until payment in full of all amounts due to it from the Customer have been received by the Company.	3.4	Made-to-order items may not be returned unless they are faulty or not as described.	
2.3	Subject to clause 10.4, where Goods have been provided on credit terms, the Customer may resell or use them in the ordinary course of its business (but not otherwise) before the Company receives payment for the Goods. However, if the Customer resells the Goods before it has paid the Company for them in full:	3.5	All returned Goods that are not faulty should be in their original unopened packaging and fit for resale. The Company will not refund Goods whose packaging is opened and/or which are not fit for resale in the Company's opinion.	
	(a) it does so as principal and not as the Company's agent; and	4	<b>SPARE PARTS</b>	
	(b) title to the Goods shall pass from the Company		The Company may, in its sole discretion, hold a selection of spare parts for discontinued products for a limited period from the date of issued product discontinuation, but shall have no obligation to do so.	
		5	<b>UNEXPECTED EVENTS</b>	
			If the Company is prevented from carrying out its obligations to the Customer by a cause beyond its reasonable control, including fire, flood, storm, failures of sub-contractors or transport, industrial	

**TERMS AND CONDITIONS**

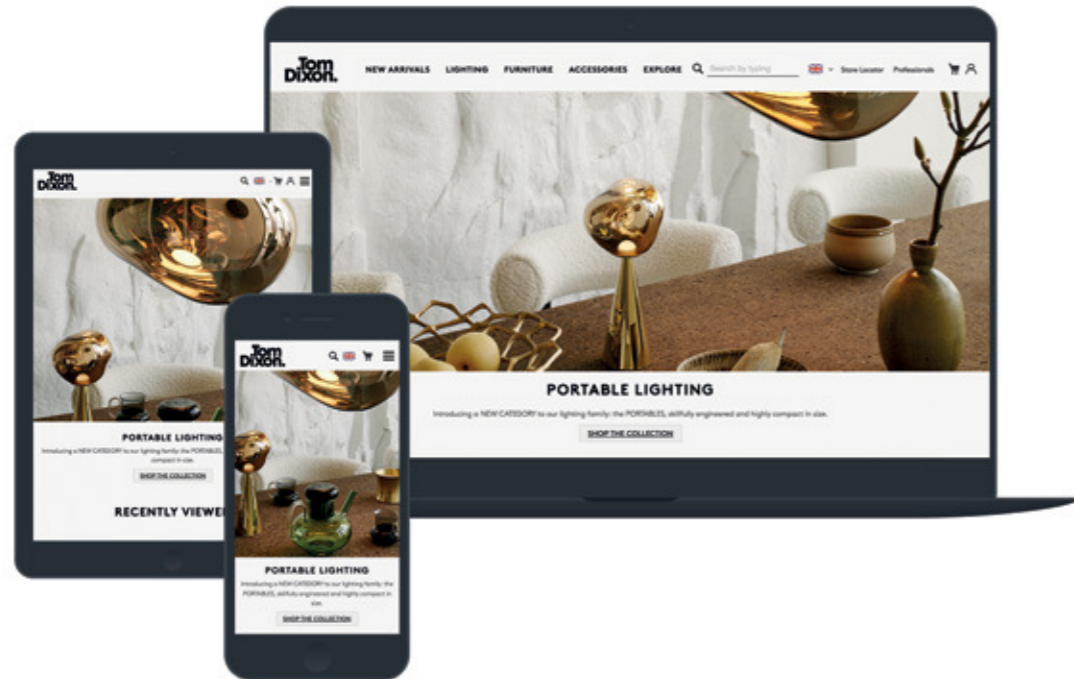
	action, epidemic or pandemic, or acts of God, including without limitation any COVID-19 related disruption, the Company shall not be liable for any failure or delay.		Company subsequently confirms that the returned Goods contain defects attributable to the Company, the reasonable costs of re-delivery incurred by the Customer will be refunded
6	<b>TERRITORY AND INTERNET SALES</b>	7.4	All terms, conditions and warranties implied by law, trade use or otherwise (including but not limited to any warranties as to quality or fitness for purpose) are excluded to the extent permitted by law. The Customer, by entering the Contract, acknowledges that the only warranties are those given expressly by the Company in this Contract.
6.1	A Customer who wishes to market and sell the Goods digitally or online may only do so where they hold stock of the Goods to be sold, or they display the Goods in a physical, bricks and mortar showroom or retail space which is accessible to the public during normal working hours.	7.5	Under no circumstances will the Company have any liability to the Customer for any loss or damage (whether direct, indirect or consequential and whether in contract or in tort) except as expressly stated in this Contract. This shall not relieve the Company from its legal liability for death or personal injury which is due to the negligence of the Company
6.2	The use of the Company's trademarks and other intellectual property in marketing, digitally or otherwise, including Online Advertisements (as defined in 14.3 below), is strictly prohibited without the Company's express permission in writing, and in all cases must adhere to the Company's Online Brand Guidelines as published on the Tom Dixon Trade Portal from time to time.	8	<b>DEFAULT</b>
6.3	The Customer shall refrain from making active sales of the Goods to purchasers situated in a country (the Restricted Territory) outside the country to which the Goods are supplied (the Territory) provided the Restricted Territory is outside the European Economic Area. If the Restricted Territory is within the European Economic Area, this restriction shall apply in those Restricted Territories within the European Economic Area which the Company has reserved to itself and/or one of its distributors, in its sole discretion. For these purposes, active sales shall be understood to mean actively approaching or soliciting purchasers, including, but not limited to, the following actions:  (a) visits; (b) direct mail, including the sending of unsolicited emails; (c) advertising in media, on the internet or other promotions, where such advertising or promotion is specifically targeted at purchasers outside the Territory; (d) online advertisements addressed to purchasers outside of the Territory and other efforts to be found specifically by users outside the Territory, including the use of territory-based banners on third party websites and paying a search engine or online advertisement provider to have advertisements or higher search rankings displayed specifically to users outside the Territory (Online Advertisements); and (e) advertising or promotional material in any form, or translations of the Customer's website into a language other than an official language of any country forming part of the Territory, that the Customer would not reasonably carry out but for the likelihood that it will reach purchasers outside the Territory.	8.1	If the Customer: (a) commits a breach of contract, or (b) fails to make a payment on the due date; or (c) becomes insolvent or has a receiver appointed,  the Company shall be entitled either to suspend the supply of Goods or, at its option and in its sole discretion, to cancel this Contract and repossess any Goods for which payment has not been received in full.
		8.2	The Company shall also have the rights set out above if it reasonably considers that any of the events mentioned (a), (b) or (c) above are likely to occur.
		9	<b>SEVERANCE</b>
		9.1	If any provision or part-provision of this Contract is or becomes invalid, illegal or unenforceable, it shall be deemed modified to the minimum extent necessary to make it valid, legal and enforceable.
		9.2	If such modification is not possible, the relevant provision or part-provision shall be deemed deleted. Any modification to or deletion of a provision or part-provision under this clause shall not affect the validity and enforceability of the rest of this Contract.
		10	<b>DIVISIBILITY CLAUSE</b>
		10.1	This Contract is divisible. Each delivery made hereunder shall be deemed to arise from a separate contract and may be invoiced separately. Any invoice for a delivery shall be payable in full in accordance with terms of payment provided for herein, without reference to and notwithstanding any defect of default in delivery of any other instalment. All Goods offered by the Company are supplied expressly upon these terms with no additions or modifications
6.4	Permitted active marketing and sales in Restricted Territories must be in the local language and currency.	11	<b>GENERAL</b>
6.5	The Customer shall refrain from making active sales of the Goods to online purchasers via third party websites which carry their own name and logo, including unions and market in places, such as Amazon, eBay and Alibaba.	11.1	In this Contract, a Working Day shall mean a day other than a Saturday, Sunday or public holiday, on which clearing banks are open for non-automated commercial business in the City of London.
7	<b>GUARANTEES AND LIABILITY</b>	11.2	The Company has the right to sub-contract its obligations.
7.1	The Company will have no liability to the Customer or any third party if the Customer does not comply in all respects with the Company's instructions in relation to the product.	11.3	This Contract shall be governed by the laws of England and Wales and the laws of the United States of America depending on where the transaction has been made.
7.2	If the Customer immediately notifies the Company, as soon as it becomes aware of any defect in the Goods which appears within one year of delivery, the Company will, at its option and in its sole discretion, either repair or replace any Goods found to be defective due to faulty manufacture or materials supplied by the Company.	11.4	Any dispute between the parties shall be finally determined by the courts of England and Wales and the parties agree to submit to the jurisdiction of those courts or by the United States Judicial System based on location of transaction.
7.3	Where a defect has been notified, the Customer will, if so requested by the Company, return the Goods to the Company at the Customer's expense. If the	11.5	The price list is subject to printer's error. The Company disclaims any liability for typographical errors and omissions in this price list.

### TOMDIXON.NET

The Tom Dixon website is the fastest, easiest way to see our full collection and all professional product information you need, including silhouettes, CAD files and BIM files. The website also has a host of tools and features. See our upholstered furniture in different coloured fabrics. Choose from our collection of pre-configured pendant systems. You can also be inspired and see our products in-situ by browsing our library of extraordinary spaces. The company account area provides all members with access to B2B features like quoting, quick ship order, and more.

### TOMDIXON.PRESSCLOUD.COM

Our new Tom Dixon portal is an online platform from which trade and press can access our sales and marketing collateral. From lookbooks, price lists and catalogues to latest press releases and brand assets, the portal offers a wealth of information and thousands of products and spaces images.



### FOLLOW US

Discover extraordinary Tom Dixon campaigns, events, competitions, and collaborations through our social channels.

### CONTACT US

United Kingdom, Europe, Middle East & Africa Sales Office

Telephone: 0330 3630 036

Email: [sales@tomdixon.net](mailto:sales@tomdixon.net)

Americas Sales Office

Telephone: +1 886 446 3140

Email: [sales-us@tomdixon.net](mailto:sales-us@tomdixon.net)

Asia Pacific Sales Office

Telephone: 0330 3630 036

Email: [apac@tomdixon.net](mailto:apac@tomdixon.net)

The Tom Dixon range is clearly structured into three service offers; Quick Ship, Collection and Tailor Made. Please inquire about stock availability for new products.

### NEW

Furniture, Lighting & Accessories

- Please enquire for stock availability

### QUICK SHIP

Furniture, Lighting & Accessories

- Best sellers
- Always available in our warehouse
- Immediate delivery
- Made-to-stock

### MADE TO ORDER

Furniture

- Upholstery Furniture: Made-to-order
- 11 fabric and leather options in curated colours, typically delivered in 10 weeks. For accurate made to order lead times on specific upholstery, please contact [customerservices@tomdixon.net](mailto:customerservices@tomdixon.net) or your trade services executive.
- For lead times on colours not included in the collection fabrics, please reach out to Customer Services or your Trade Services Executive.

## CARE AND MAINTENANCE

### GENERAL INFORMATION

These maintenance tips are purely recommendations and cannot guarantee 100% stain removal. Please consider the properties of the high quality natural material and ensure that appropriate care is taken to maintain the long lasting beauty of your product. For further details please contact your Sales Representative.

### LIGHTING

#### Metallised Polycarbonate

Metallised polycarbonate products are only guaranteed against non-aggressive atmospheric conditions and therefore must only be stored and installed in temperature controlled environments to preserve the quality of the product. Clean with a soft dry cloth only. Do not use polishing agents, water or abrasive materials. Always switch off the electricity supply before cleaning.

We adhere to specific European Directives (such as “The Restriction of Hazardous Substances Directive”(RoHS) 2002/95/EC) and certain safety standards required by the international marketplace (British and European IEC standard, UL rating).

#### LED Care

When cleaning/servicing LED products, avoid touching LED chips and other exposed electrical components with bare hands. Direct contact can lead to increased wear and a shorter product lifespan.

#### Dimmability

Lighting stating the term dimmable, means it has compatibility tested and verified to work with a variety of common, mains voltage, off the shelf, LED (Trailing edge) and/or non-LED (Leading edge) dimmer switches.

Correct installation with other dimming and building management systems such as Dali, KNX, 1-10V, 0-10V will require separate advice from the specific systems expert.

#### Battery Care

Batteries are installed in portable lighting products. Use only the recommended charging cable and charger with a suitable input for the product. To extend battery life, it is not recommended to charge the battery while the light is in operation. Do not submerge the product in water.

Contact Tom Dixon authorised service points if you notice any battery abnormalities during use, including but not limited to deformation, venting, unusual noises, or if the battery compartment does not close securely. Stop using the product immediately and replace any damaged parts through Tom Dixon authorised service points, agents, or a similarly qualified person. Do not attempt to source rechargeable batteries off the shelf, as they are not certified for use with this lighting and will void the warranty.

Keep new and used batteries out of the reach of children and pets. Do not place battery-operated lighting on or near heat sources. Do not cover battery-operated lighting with fabrics or any flammable materials.

Do not ingest batteries — chemical burn hazard. If a battery is swallowed, it can cause severe internal burns within two hours and may lead to death. If you believe a battery has been swallowed or inserted into any part of the body, seek immediate medical attention. The product must be disconnected from the power supply before removing or replacing the battery. To dispose of a lithium-ion battery safely, take it to an authorised battery recycling facility. When disposing of the battery, tape the terminals with non-conductive tape to prevent short-circuiting. The battery must be removed before disposing of or scrapping the product. Please refer to the instruction manual for guidance on removing the battery pack from each portable lighting product.

#### Storage of Outdoor Products

Always store products with an ingress protection rating of IP44 or lower indoors when not in use. It is recommended to store products with vibrant colours indoors to preserve their appearance, as pigments in polymeric materials can be sensitive to UV radiation, heat, and other environmental factors. To maintain colour quality, avoid storing the lamp in direct sunlight or near heat sources, as prolonged exposure may cause fading over time.

#### FURNITURE & UPHOLSTERY

##### General Care Advice

Avoid exposing products to excessive heat e.g. by placing in front of a radiator, as this can cause cracking. A minimum 30cm clearance from heat source is advised.

##### Cleaning and Maintenance

As with other items, dust settles on upholstered furniture. Dirt can also be caused by contact with dirty materials. Do not allow the dirt to become too excessive, otherwise it will be more difficult to remove. Upholstered furniture should be cleaned regularly to ensure prolonged life and appearance. Velours/velvets should be brushed with a soft brush and/or vacuumed with a clean brush nozzle, always in the direction of the nap. Take care not to spill liquids onto velvet, especially those with a viscose pile. It will cause staining or watermarks which are extremely difficult to remove.

##### Easy Maintenance & Touch-Ups

For instances of wear or accidental damage, touch-up pens are available in Black, Putty and Moss colors, helping your furniture product maintain its pristine appearance effortlessly.

##### Treatment of Pressure Marks

Creases and pressure marks may be caused due to incorrect handling and transportation, even though the textile is carefully packaged. This is normal and to be expected. Marking and/or pile distortion are typical characteristics of velours/velvets and are not an indication of poor wear. Movement or displacement of the pile is quite normal and should be expected, especially in areas of high use such as arms, seat fronts and back cushions. Due to the nature of velours/velvets, some areas of our products will show some pile distortion; this is due to the fluid and curved shapes of our products. Areas where the upholstery is pulled around edges or has piping may show some pile distortion. This is considered normal and not defective.

Most marks on velours/velvets can be removed by one of the following steps:

##### Brushing

To remove faint pressure marks/creases, brush the textile with a soft brush for the nap to rise to its original state.

##### Damp Cloth

Place a damp cloth on the textile or spray the affected areas with clean water until the textile's surface is moist but not wet. Brush the textile with a soft brush for the nap to rise to its original state. Let the textile dry over night or use a hair dryer from different directions to raise the nap.

##### Steaming

Gently steam the affected areas at a distance of 5-10cm. Take care not to drip hot water from the steamer on the textile as it can permanently damage the velour/velvet. Immediately after steaming, brush the textile with a soft brush for the nap to rise to its original state. You can repeat this process a few times on more severe marks/creases. Let the textile dry overnight or use a hair dryer on a gentle setting from different directions to raise the nap.

##### Sofas

For general maintenance, we recommend regularly straightening the fabric and aligning the seams with the edges of your sofa. Excess fabric can be smoothed between the edges of the modules.

### FURNITURE

#### Marble

Marble is an exceptionally porous natural material and greater care must be taken with it. Avoid wine, oil based products and foods, vegetable and fruit dyes or acids coming into direct contact with the surface. Please be aware that Marble will have some natural occurring variations in colour and veins and fissures which will display the natural inherent behaviours of the material and are not covered by our returns policy. As a natural product, no two pieces will be exactly alike.

#### OUTDOOR FURNITURE

##### Cleaning

Clean using water and mild soap and a soft cloth or sponge; do not use abrasive detergents or sponges.

##### Caution

The chairs and stools have been designed to stack; stack carefully to avoid bumps and scratches. Avoid tipping chairs back on legs or standing on tables and chairs. Always lift rather than drag the furniture to prevent scratching. Do not allow water to accumulate. To avoid damaging the protective outdoor powder-coated finish, we recommend not to place sharp-edged objects directly onto the furniture and use placemats where possible. Avoid stacking chairs on tables. Promptly clean off bird droppings and any other potentially staining or corrosive liquid spills as these may affect the powder-coated finish.

##### Storage

## CARE AND MAINTENANCE

To prolong the lifespan of the furniture, store in a dry, well-ventilated location when not in use (e.g., during winter) and ensure protection against knocks or anything that can scratch the finish.

#### UPHOLSTERY

Please the manufacturers' websites:

www.kvadrat.dk

www.romo.com

www.ca-mo.com

For own label fabrics please visit:

www.tomdixon.net

#### Boucle

Boucle is formed from varying sized loops to give the fabric it's impressive texture. The fabric is sensitive to damage from sharp tools, belts, jewellery and pets. Loops or loose threads can appear and can be pushed back in with a blunt object. Make sure never to pull or cut the thread.

Please professional dry clean only, using a mild process suitable for the specific fabric composition.

#### Velvet

Velvet will acquire its unique appearance after some time due to usage and the natural humidity of the surroundings. Pressure marks, rolling stripes and smaller irregularities, which are inherent for the product, will disappear in a ventilated and relatively humid environment. Pressure marks/creases/dents are difficult to avoid, even if the textile is handled carefully & correctly. This is a typical property of velours/velvets and it is not considered a defect nor a sign of low quality. Velours/velvets are generally more sensitive to incorrect handling than flat-woven textiles.

#### Wool

Daily care and immediate stain removal will ensure that your wool upholstery will keep looking good for many years to come. It is normally sufficient to regularly vacuum and air furniture upholstered in wool fabric. However, it is a good idea to clean the wool fabric occasionally. Use an approved wool shampoo and follow the instructions carefully. Take care never to saturate the wool fabric. Never use undiluted cleaning agents, bleaching agents, ammonia or soap intended for hard surfaces.

#### Leather

As a natural material, leather may develop creases over time.

### ACCESSORIES

#### FOOD SAFE

Where appropriate accessories products are food safe tested to BS and EN standards, therefore generally suitable for worldwide use barring some country specific deviations. For all our items that are used with food, rinse with warm soapy water before use.

#### Metal

Where suitable we leave the metals un-lacquered allowing the material to develop a unique and rich patina through the natural process of oxidation, which we believe enhances the beauty of the product. The rate at which a patina develops will vary according to how it is handled and the environmental factors such as humidity in the atmosphere. For all our items that are used with food, do not let the brass or copper form verdigris, which is formed when brass or copper undergoes long-term natural oxidation or is exposed to acidic conditions over time. Verdigris is bright green in colour, and must be completely cleaned off before the item is used.

- Hand wash with warm soapy water. Do not use in a dishwasher or microwave.
- After use, rinse in warm water. Do not leave submerged in water.
- Never use abrasive cleaners or brushes that damage the surface.
- Dry with a soft cloth, inside and out.

#### Brass

Brass, similar to silver, will oxidise naturally in air over time. Humid conditions and moisture will accelerate the process of oxidation. We believe the patina and ageing process adds beauty and richness to the product. Brass is a soft, malleable alloy metal and should always be treated with care. As the product is used, it will display marks such as scratches, tarnishing and dents; this is normal and to be expected. Salts and oils from skin may also mark the metal surface. The product has been polished and treated with a wax coat to protect from marks and moisture during the transit and installation process. This treatment will offer some protection against fingerprints and certain liquid spills in the first few weeks of use. Any spills or marks should be immediately cleaned, as per the instructions supplied with the product. The wax coat will disappear over time, allowing the brass to patina naturally

with use, as is the intention. Please contact Customer Services for more information on how to care for your Mass product.

#### Copper

Copper will develop a natural patina as it oxidises, we believe that this enhances the beauty of the product as it is the nature of the material. If you do not want your product to have a patina finish, you may wish to use a metal polish. However, please be aware that this will alter the original finish of the product.

#### Stone and Marble

As a natural material, each piece will be unique and may have a small degree of colour variation and pitting. Grey is the most common variation for white marble but there may also be yellow, brown and green tones. Green marble varies from light to dark tones, with brown, black and various other coloured streaks visible. Black marble commonly has grey and white tones within it. All our marble items are handmade and variations will occur from piece to piece. Commercially available stone cleaners or baking soda may be used to remove stains from the marble. If using stone cleaner, follow the manufacturer's instructions carefully.

All stone has a degree of porosity therefore strong colours will stain such as beetroot, turmeric and red wine etc. High acidity fruits such as lemon and lime should not be left for any length of time on any stone surface as the acid will eat into the surface of the marble and may leave an indentation.

Hand-wash in warm soapy water.







Never use abrasive cleaners or brushes as this will damage the surface. Do not leave submerged in water for extended periods of time.

#### Glass

Many of our glass products are mouth blown into our specifically designed moulds, and finished by hand.

- Wipe with a soft, damp cloth.
- Do not use abrasive cleaners, as these will damage the surface.

#### TEXTILES

Do Not Wash	Do Not Bleach	Do Not Tumble Dry	Do Not Iron	Dry Clean Only	Do Not Dry Clean
					

#### GENERAL

Small variations in colour and size are likely in hand made textiles. The dyes used in some natural materials may transfer to lighter colours; avoid contact with light surfaces or fabrics. We recommend our textiles to be spot or professionally cleaned, please refer to the instructions on the product label for further information.

#### RUGS

#### GENERAL CARE

- We recommend the use of an anti-slip rug pad for protection and comfort.
- For rugs with a pile, some initial shedding will occur but will subside with regular vacuuming on a low power setting. In order not to pull up the pile of the rug avoid high suction cleaners.
- Loose threads can be removed by cutting, do not pull.
- Avoid exposure to moisture. Spills should be removed immediately; blot with a clean, undyed cloth, do not scrub.
- Avoid direct and continuous exposure to sunlight to reduce sun discolouration. We recommend rotating covered areas regularly so that wear is even across the entire surface.

#### JUTE CARE

Jute is a natural material with inherent shade and textural variances. To avoid mould and mildew, keep it dry and do not clean with water. If a jute textile gets wet, remove it from the source of moisture immediately and place in a well-ventilated area to dry.

## SUSTAINABILITY

Tom Dixon is working to create a better future for people and planet. Sustainability to us means our entire approach to our business and to the earth. Our spaces, the materials we use, how we move products around the globe, and the craftspeople we work with all determine our commitment to responsible business and minimising impact.

### THE EARTH

We have set environmental and social policies in line with the UN sustainable developments goals (SDGs), a global framework to achieve a better and more sustainable future for all. There are 17 goals addressing global challenges such as poverty, climate change, peace and justice.

### LONGEVITY

Our dedication to delivering products that stand the test of time means longevity is woven into our foundations. The products in our range today are intended to be enjoyed by generations to come.

### CRAFTSMANSHIP

It is important to us that we celebrate the local traditions of the communities where our products are manufactured. We want our community to enjoy the beauty of craft, engineering and storytelling which underpins all our products – it's why we do what we do.

### DESIGN

Sustainability is a key part of all design briefs for new products, to make sure they are not only engineered to be robust and suitable for every-day use, but also to transcend trends and stand as the antithesis of throw-away culture.

### MATERIAL

We evaluate the source and impact of the materials used to make our products and packaging and we seek opportunities to operate circularity before our products reach the consumer. We are continuously working to reduce and eliminate harmful substances in the products we sell.

### PACKAGING

Since 2019 we have been upgrading and removing unnecessary packaging from all our product and have transitioned from coated packaging to a kraft packaging solution which is 100% recyclable. We are continuously working to remove excess plastic from our packaging.

### SUPPLY CHAIN

Tom Dixon has long-lasting partnerships with suppliers who align with our brand values. We have clear policies laid out in our supplier manual, demanding the highest level of integrity and transparency from all our suppliers. Social and ethical responsibility throughout our entire supply chain is important to us. As a SEDEX member, we commit to ensuring our key suppliers are SEDEX or equivalent audited and compliant.

Transportation is a key challenge to reducing the carbon footprint in a product business, but we continuously seek ways to reduce carbon emissions and seek greener alternatives to fuel our global business.

### SERVICABLE

We design our products to be serviceable with replaceable parts and are working on upgrading products to incorporate serviceability across the range.

### CERTIFICATION

It's important to us that our products meet industry recognised environmental standards. Initiatives we are working towards on selected products include:

FSC (trademark licence pending)  
VOC (low-emitting materials qualification for BREEAM, WELL and LEED)  
Environmental Product Declarations

## ENQUIRIES

### UK, EUROPE, MIDDLE EAST & AFRICA

[sales@tomdixon.net](mailto:sales@tomdixon.net)

T: 0330 3630 036

### AMERICAS

[sales-us@tomdixon.net](mailto:sales-us@tomdixon.net)

T: +1 886 446 3140

### ASIA PACIFIC

[apac@tomdixon.net](mailto:apac@tomdixon.net)

T: 0330 3630 036

### TOM DIXON SHOPS

[Tomdixon.net/storelocator](https://tomdixon.net/storelocator)

### PRESS ENQUIRIES

[press@tomdixon.net](mailto:press@tomdixon.net)

### PHOTOGRAPHY

Pete Navey

Lewis Graham

[tomdixon.net](https://tomdixon.net)

[@tomdixonstudio](https://www.instagram.com/tomdixonstudio)

Copyright 2024/25  
Design Research Studio







