

Tom Dixon.



Catalogue
2025
US













CONTENTS

LIGHTING 14

FAMILY SUMMARY 28

PENDANT LIGHTS 23

- Beat
- Unbeaten
- Copper
- Melt
- Mirror Ball
- Press
- Spring
- Stone
- Void

SURFACE & WALL LIGHTS 72

- Beat
- Melt
- Press
- Stone

FLOOR & TABLE LIGHTS 84

- Beat
- Unbeaten
- Bell
- Melt
- Mirror Ball
- Press
- Stone

PENDANT SYSTEMS 126

LIGHTING ADDENDUM 136

- Lighting Matrix
- Pendant Systems Information
- Technical Information

FURNITURE 146

FAMILY SUMMARY 152

CHAIRS & STOOLS 158

- Fan
- Slab

TABLES 176

- Fan
- Flash
- Screw
- Slab
- Stone
- Swirl
- Tube

UPHOLSTERY 208

- Fat
- Plump
- Wingback

SOFA CONFIGURATIONS 240

- Fat
- Plump

FURNITURE ADDENDUM 244

- Table Matrix
- Slab Finishes Guide
- Upholstery Guide
- Foam Guide

ACCESSORIES 272

SCENT

- Elements

TABLETOP

- Brew
- Bump
- Puck
- Tank

DECORATIVE

- Bash
- Beat

- Bone
- Bump
- Cloud
- Press
- Spin
- Stone
- Swirl
- Tank

APPENDIX 300

- Terms and Conditions
- Discover Tom Dixon
- Order to Delivery Service Offers
- Care and Maintenance
- Sustainability
- Enquiries

NAVIGATION

To navigate between the Contents Page and Product Pages, please click the category headers to take you to your desire page.

To navigate back to the Contents, please click the number at the bottom of the page.



LIGHTING

LIGHTING BY FAMILY



Beat Fat Pendant Brass LED



Beat Fat Pendant White LED



Beat Fat Pendant Black LED



Unbeaten Fat Pendant Aluminium LED



Beat Wide Pendant Black LED



Beat Wide Pendant Brass LED



Beat Wide Pendant White LED



Unbeaten Wide Pendant Aluminium LED



Beat Tall Pendant Black LED



Beat Tall Pendant Brass LED



Beat Tall Pendant White LED



Unbeaten Tall Pendant Aluminium LED



Beat Stout Pendant Black LED



Beat Stout Pendant Brass LED



Beat Stout Pendant White LED



Unbeaten Stout Pendant Aluminium LED



Beat Waist Pendant Black LED



Unbeaten Waist Pendant Aluminium LED



Beat Flat Pendant Black LED



Unbeaten Flat Pendant Aluminium LED



Beat Table Black



Beat Table Brass



Beat Table Black LED



Beat Table Brass LED



Unbeaten Table LED



Beat Floor Black



Beat Floor Brass



Beat Floor Black LED



Beat Floor Brass LED



Unbeaten Floor LED



Bell Portable Black LED



Bell Portable Silver LED



Bell Portable Putty LED



Bell Portable White LED



Bell Portable Gold LED



Bell Portable Copper LED



Bell Portable Fluoro LED



Bell Portable Taupe LED



Bell Portable Indigo LED



Bell Portable Moss LED



Bell Table Putty LED



Bell Table White LED



Bell Table Fluoro LED



Bell Table Taupe LED



Bell Table Black LED



Bell Table Silver LED



Bell Table Gold LED



Melt Chandelier Mini Opal/Silver LED



Melt Chandelier Small Silver LED



Melt Chandelier Small Gold LED



Melt Chandelier Small Copper LED



Bell Table Copper LED



Copper Pendant Round 25cm LED



Copper Pendant Round 45cm LED



Melt Pendant Mini Silver LED



Melt Chandelier Small Smoke LED



Melt Chandelier Small Opal/Gold LED



Melt Chandelier Small Opal/Silver LED



Melt Chandelier Large Silver LED



Melt Pendant Mini Gold LED



Melt Pendant Mini Copper LED



Melt Pendant Mini Smoke LED



Melt Pendant Mini Opal/Gold LED



Melt Chandelier Large Gold LED



Melt Chandelier Large Copper LED



Melt Chandelier Large Smoke LED



Melt Chandelier Large Opal/Gold LED



Melt Pendant Mini Opal/Silver LED



Melt Pendant Silver LED



Melt Pendant Gold LED




Melt Pendant Copper LED



Melt Chandelier Large Opal/Silver LED



Melt Burst Chandelier Silver LED



Melt Burst Chandelier Gold LED



Melt Burst Chandelier Copper LED



Melt Pendant Smoke LED



Melt Pendant Opal/Gold LED



Melt Pendant Opal/Silver LED



Melt Chandelier Mini Gold LED



Melt Burst Chandelier Smoke LED



Melt Burst Chandelier Opal LED



Melt Surface Mini Silver LED



Melt Surface Mini Gold LED



Melt Chandelier Mini Silver LED




Melt Chandelier Mini Copper LED



Melt Chandelier Mini Smoke LED



Melt Chandelier Mini Opal/Gold LED



Melt Surface Mini Copper LED



Melt Surface Mini Smoke LED



Melt Surface Mini Opal/Gold LED



Melt Surface Mini Opal/Silver LED



Melt Surface Silver LED



Melt Surface Gold LED



Melt Surface Copper LED



Melt Surface Smoke LED



Melt Cone Slim Floor Gold LED



Melt Cone Slim Floor Copper LED



Melt Cone Slim Floor Smoke LED



Melt Cone Slim Floor Opal LED



Melt Surface Opal/Gold LED



Melt Surface Opal/Silver LED



Melt Portable Black LED



Melt Portable Silver LED



Melt Cone Fat Floor Silver LED



Melt Cone Fat Floor Gold LED



Melt Cone Fat Floor Copper LED



Melt Cone Fat Floor Smoke LED



Melt Portable Gold LED



Melt Portable Copper LED



Melt Portable Large Silver LED UN



Melt Portable Large Gold LED UN



Melt Cone Fat Floor Opal/Black LED



Melt Cone Fat Floor Opal/Silver LED



Melt Cone Fat Floor Silver/Silver LED



Melt Floor Copper



Melt Portable Large Copper LED UN



Melt Portable Large Smoke LED UN



Melt Portable Large Opal LED UN



Melt Cone Fat Table Silver LED



Melt Floor Chandelier Silver LED



Melt Floor Chandelier Gold LED



Melt Floor Chandelier Copper LED



Melt Floor Chandelier Smoke LED



Melt Cone Fat Table Gold LED



Melt Cone Fat Table Copper LED



Melt Cone Fat Table Smoke LED



Melt Cone Fat Table Opal/Black LED



Melt Floor Chandelier Opal/Silver LED



Melt Floor Chandelier Opal/Gold LED



Mirror Ball Pendant 25cm Silver LED



Mirror Ball Pendant 25cm Gold LED



Melt Cone Fat Table Opal/Silver LED



Melt Cone Fat Table Silver/Silver LED



Melt Cone Slim Floor Silver LED



Mirror Ball Pendant 40cm Silver LED



Mirror Ball Pendant 40cm Gold LED



Mirror Ball Pendant 50cm Silver LED



Mirror Ball Pendant 50cm Gold LED



Mirror Ball Floor Chandelier Silver LED



Mirror Ball Floor Chandelier Gold LED



Pose Portable Putty LED



Pose Portable Kelp LED



Void Pendant Mini Stainless Steel LED



Void Pendant Mini Brass LED



Void Pendant Mini Copper LED



Void Pendant Steel LED



Pose Portable Indigo LED



Pose Portable Gold LED



Pose Portable Silver LED



Pose Task Light Putty LED



Void Pendant Brass LED



Void Pendant Copper LED



Pose Task Light Kelp LED



Pose Task Light Indigo LED



Pose Task Light Silver LED




Pose Task Light Gold LED



Press Pendant Mini Sphere LED



Press Pendant Sphere LED



Press Surface Mini LED



Press Surface Large LED



Press Table Light LED



Spring Pendant Small Brass LED



Spring Pendant Medium Brass LED



Spring Pendant Large Brass LED



Stone Pendant LED



Stone Wall LED



Stone Portable LED



Stone Portable Silver LED



PENDANTS

BEAT FAT PENDANT LED



Bearing the mark of its maker, Beat is a celebration of the handmade. Inspired by the sculptural simplicity of traditional Indian water vessels, Beat is a family of hand-spun, welded and beaten lights with shades that retain hammer marks from their forming. Crafted by artisans in Northern India, the creation of Beat is part of an ancient process that takes four days to complete.

Year of Design	2005
Product Weight	3.70 lb
Finishing Process	Hand Beaten, Painted, Lacquered
Surface Mount Shape/Diameter	Cone, 4.8in
Power Method	Mains
Cable Spec	SVT, 2x18AWG, 300 V, 105°C
Cable Type/Length	Black Fabric, 98.4in
Light Source	6W LED
Max Wattage	9W
Lumens	800
CRI	>90
Colour Temperature	3000K
Dimmability	Mains Dimmable, Leading & Trailing Edge
Voltage	100-120V
Environment	Indoor
Spares	LEDDISC01; LEDDRIVER01UL
Certification/Electrical Class	T24



BLACK	
Code	BLS02-PUSM5
Shade Code	BLS02
Shade Material	Brass
Shade Colour/Finish	Black, Brass, Matte
Fitting Code	LEDP05BKUL
Fitting Material	Steel
Fitting Colour/Finish	Black, Matte
Service Offer	Quick Ship

BRASS	
Code	BLS02B-PUSM5
Shade Code	BLS02B
Shade Material	Brass
Shade Colour/Finish	Brass, Brushed
Fitting Code	LEDP05BKUL
Fitting Material	Steel
Fitting Colour/Finish	Black, Matte
Service Offer	Quick Ship

WHITE	
Code	BLS02WH-PUSM5
Shade Code	BLS02WH
Shade Material	Brass
Shade Colour/Finish	White, Brass, Gloss
Fitting Code	LEDP05BKUL
Fitting Material	Steel
Fitting Colour/Finish	Black, Matte
Service Offer	Quick Ship



UNBEATEN FAT PENDANT LED



The Beat lights marked one of our earliest successes, featuring hand-hammered brass and an unexpected blend of craft detailing. Fast forward 20 years, and despite their enduring popularity, they have become one of the most widely imitated products. Determined to combat these imitations, we embarked on a novel initiative. Introducing Unbeaten, made by skilled artisans in the same factory in India as our much-loved Beat collection, using premium recycled aluminium.

Year of Design	2005
Product Weight	2.40 lb
Finishing Process	Hand Spun, Hand Brushed, Lacquered
Surface Mount Shape/Diameter	Cone, 4.8in
Power Method	Mains
Cable Spec	SVT, 2x18AWG, 300V, 105°C
Cable Type/Length	Black Fabric, 98.4in
Light Source	6W LED
Max Wattage	9W
Lumens	800
CRI	>90
Colour Temperature	3000K
Dimmability	Mains Dimmable, Leading & Trailing Edge
Voltage	100-120V
Environment	Indoor
Spares	LEDDISC01; LEDDRIVER01UL
Certification/Electrical Class	T24



ALUMINUM	
Code	BLS02A-PUSM5
Shade Code	BLS02A
Shade Material	Aluminum
Shade Colour/Finish	Aluminum, Brushed
Fitting Code	LEDP15BKUL
Fitting Material	Steel
Fitting Colour/Finish	Black, Matte
Service Offer	New

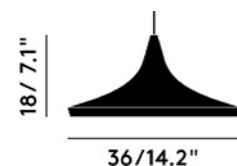


BEAT WIDE PENDANT LED



Bearing the mark of its maker, Beat is a celebration of the handmade. Inspired by the sculptural simplicity of traditional Indian water vessels, Beat is a family of hand-spun, welded and beaten lights with shades that retain hammer marks from their forming. Crafted by artisans in Northern India, the creation of Beat is part of an ancient process that takes four days to complete.

Year of Design	2005
Product Weight	5.00 lb
Finishing Process	Hand Beaten, Painted, Lacquered
Surface Mount Shape/Diameter	Cone, 4.8in
Power Method	Mains
Cable Spec	SVT, 2x18AWG, 300 V, 105°C
Cable Type/Length	Black Fabric, 98.4in
Light Source	6W LED
Max Wattage	9W
Lumens	800
CRI	>90
Colour Temperature	3000K
Dimmability	Mains Dimmable, Leading & Trailing Edge
Voltage	100-120V
Environment	Indoor
Spares	LEDDISC01; LEDDRIVER01UL
Certification/Electrical Class	T24

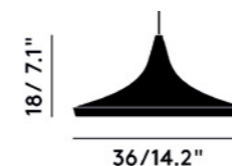


UNBEATEN WIDE PENDANT LED



The Beat lights marked one of our earliest successes, featuring hand-hammered brass and an unexpected blend of craft detailing. Fast forward 20 years, and despite their enduring popularity, they have become one of the most widely imitated products. Determined to combat these imitations, we embarked on a novel initiative. Introducing Unbeaten, made by skilled artisans in the same factory in India as our much-loved Beat collection, using premium recycled aluminium.

Year of Design	2005
Product Weight	2.60 lb
Finishing Process	Hand Spun, Hand Brushed, Lacquered
Surface Mount Shape/Diameter	Cone, 4.8in
Power Method	Mains
Cable Spec	SVT, 2x18AWG, 300V, 105°C
Cable Type/Length	Black Fabric, 98.4in
Light Source	6W LED
Max Wattage	9W
Lumens	800
CRI	>90
Colour Temperature	3000K
Dimmability	Mains Dimmable, Leading & Trailing Edge
Voltage	100-120V
Environment	Indoor
Spares	LEDDISC01; LEDDRIVER01UL
Certification/Electrical Class	T24



ALUMINUM	
Code	BLS01A-PUSM5
Shade Code	BLS01A
Shade Material	Aluminum
Shade Colour/Finish	Aluminum, Brushed
Fitting Code	LEDP15BKUL
Fitting Material	Steel
Fitting Colour/Finish	Black, Matte
Service Offer	New

BEAT TALL PENDANT LED



Bearing the mark of its maker, Beat is a celebration of the handmade. Inspired by the sculptural simplicity of traditional Indian water vessels, Beat is a family of hand-spun, welded and beaten lights with shades that retain hammer marks from their forming. Crafted by artisans in Northern India, the creation of Beat is part of an ancient process that takes four days to complete.

Year of Design	2005
Product Weight	3.00 lb
Finishing Process	Hand Beaten, Painted, Lacquered
Surface Mount Shape/Diameter	Cone, 4.8in
Power Method	Mains
Cable Spec	SVT, 2x18AWG, 300 V, 105°C
Cable Type/Length	Black Fabric, 98.4in
Light Source	6W LED
Max Wattage	9W
Lumens	800
CRI	>90
Colour Temperature	3000K
Dimmability	Mains Dimmable, Leading & Trailing Edge
Voltage	100-120V
Environment	Indoor
Spares	LEDDISC01; LEDDRIVER01UL
Certification/Electrical Class	T24



BLACK	
Code	BLS03-PUSM5
Shade Code	BLS03
Shade Material	Brass
Shade Colour/Finish	Black, Brass, Matte
Fitting Code	LEDP15BKUL
Fitting Material	Steel
Fitting Colour/Finish	Black, Matte
Service Offer	Quick Ship

BRASS	
Code	BLS03B-PUSM5
Shade Code	BLS03B
Shade Material	Brass
Shade Colour/Finish	Brass, Brushed
Fitting Code	LEDP15BKUL
Fitting Material	Steel
Fitting Colour/Finish	Black, Matte
Service Offer	Quick Ship

WHITE	
Code	BLS03WH-PUSM5
Shade Code	BLS03WH
Shade Material	Brass
Shade Colour/Finish	White, Brass, Gloss
Fitting Code	LEDP15BKUL
Fitting Material	Steel
Fitting Colour/Finish	Black, Matte
Service Offer	Quick Ship

UNBEATEN TALL PENDANT LED



The Beat lights marked one of our earliest successes, featuring hand-hammered brass and an unexpected blend of craft detailing. Fast forward 20 years, and despite their enduring popularity, they have become one of the most widely imitated products. Determined to combat these imitations, we embarked on a novel initiative. Introducing Unbeaten, made by skilled artisans in the same factory in India as our much-loved Beat collection, using premium recycled aluminium.

Year of Design	2005
Product Weight	2.50 lb
Finishing Process	Hand Spun, Hand Brushed, Lacquered
Surface Mount Shape/Diameter	Cone, 4.8in
Power Method	Mains
Cable Spec	SVT, 2x18AWG, 300V, 105°C
Cable Type/Length	Black Fabric, 98.4in
Light Source	6W LED
Max Wattage	9W
Lumens	800
CRI	>90
Colour Temperature	3000K
Dimmability	Mains Dimmable, Leading & Trailing Edge
Voltage	100-120V
Environment	Indoor
Spares	LEDDISC01; LEDDRIVER01UL
Certification/Electrical Class	T24



ALUMINUM	
Code	BLS03A-PUSM5
Shade Code	BLS03A
Shade Material	Aluminum
Shade Colour/Finish	Aluminum, Brushed
Fitting Code	LEDP15BKUL
Fitting Material	Steel
Fitting Colour/Finish	Black, Matte
Service Offer	New

BEAT STOUT PENDANT LED



Bearing the mark of its maker, Beat is a celebration of the handmade. Inspired by the sculptural simplicity of traditional Indian water vessels, Beat is a family of hand-spun, welded and beaten lights with shades that retain hammer marks from their forming. Crafted by artisans in Northern India, the creation of Beat is part of an ancient process that takes four days to complete.

Year of Design	2005
Product Weight	13.20 lb
Finishing Process	Hand Beaten, Painted, Lacquered
Surface Mount Shape/Diameter	Cone, 4.8in
Power Method	Mains
Cable Spec	SVT, 2x18AWG, 300 V, 105°C
Cable Type/Length	Black Fabric, 98.4in
Light Source	6W LED
Max Wattage	9W
Lumens	800
CRI	>90
Colour Temperature	3000K
Dimmability	Mains Dimmable, Leading & Trailing Edge
Voltage	100-120V
Environment	Indoor
Certification/Electrical Class	T24
Spares	LEDDISC01; LEDDRIVER01UL
Certification/Electrical Class	T24

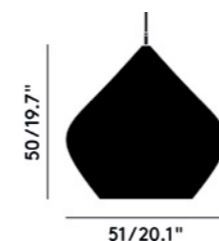


UNBEATEN STOUT PENDANT LED



The Beat lights marked one of our earliest successes, featuring hand-hammered brass and an unexpected blend of craft detailing. Fast forward 20 years, and despite their enduring popularity, they have become one of the most widely imitated products. Determined to combat these imitations, we embarked on a novel initiative. Introducing Unbeaten, made by skilled artisans in the same factory in India as our much-loved Beat collection, using premium recycled aluminium.

Year of Design	2005
Product Weight	9.30 lb
Finishing Process	Hand Spun, Hand Brushed, Lacquered
Surface Mount Shape/Diameter	Cone, 4.8in
Power Method	Mains
Cable Spec	SVT, 2x18AWG, 300V, 105°C
Cable Type/Length	Black Fabric, 98.4in
Light Source	6W LED
Max Wattage	9W
Lumens	800
CRI	>90
Colour Temperature	3000K
Dimmability	Mains Dimmable, Leading & Trailing Edge
Voltage	100-120V
Environment	Indoor
Spares	LEDDISC01; LEDDRIVER01UL
Certification/Electrical Class	T24



ALUMINUM	
Code	BLS04A-PUSM5
Shade Code	BLS04A
Shade Material	Aluminum
Shade Colour/Finish	Aluminum, Brushed
Fitting Code	LEDP16BKUL
Fitting Material	Steel
Fitting Colour/Finish	Black, Matte
Service Offer	New

BLACK	
Code	BLS04-PUSM5
Shade Code	BLS04
Shade Material	Brass
Shade Colour/Finish	Black, Brass, Matte
Fitting Code	LEDP16BKUL
Fitting Material	Steel
Fitting Colour/Finish	Black, Matte
Service Offer	Quick Ship

BRASS	
Code	BLS04B-PUSM5
Shade Code	BLS04B
Shade Material	Brass
Shade Colour/Finish	Brass, Brushed
Fitting Code	LEDP16BKUL
Fitting Material	Steel
Fitting Colour/Finish	Black, Matte
Service Offer	Quick Ship

WHITE	
Code	BLS04WH-PUSM5
Shade Code	BLS04WH
Shade Material	Brass
Shade Colour/Finish	White, Brass, Gloss
Fitting Code	LEDP16BKUL
Fitting Material	Steel
Fitting Colour/Finish	Black, Matte
Service Offer	Quick Ship

BEAT WAIST PENDANT LED



Bearing the mark of its maker, Beat is a celebration of the handmade. Inspired by the sculptural simplicity of traditional Indian water vessels, Beat is a family of hand-spun, welded and beaten lights with shades that retain hammer marks from their forming. Crafted by artisans in Northern India, the creation of Beat is part of an ancient process that takes four days to complete.

Year of Design	2016
Product Weight	7.70 lb
Finishing Process	Hand Beaten, Painted, Lacquered
Surface Mount Shape/Diameter	Cone, 4.8in
Power Method	Mains
Cable Spec	SVT, 2x18AWG, 300 V, 105°C
Cable Type/Length	Black Fabric, 98.4in
Light Source	6W LED
Max Wattage	9W
Lumens	800
CRI	>90
Colour Temperature	3000K
Dimmability	Mains Dimmable, Leading & Trailing Edge
Voltage	100-120V
Environment	Indoor
Certification/Electrical Class	T24
Spares	LEDDISC01; LEDDRIVER01UL
Certification/Electrical Class	T24



UNBEATEN WAIST PENDANT LED



The Beat lights marked one of our earliest successes, featuring hand-hammered brass and an unexpected blend of craft detailing. Fast forward 20 years, and despite their enduring popularity, they have become one of the most widely imitated products. Determined to combat these imitations, we embarked on a novel initiative. Introducing Unbeaten, made by skilled artisans in the same factory in India as our much-loved Beat collection, using premium recycled aluminium.

Year of Design	2016
Product Weight	6.30 lb
Finishing Process	Hand Spun, Hand Brushed, Lacquered
Surface Mount Shape/Diameter	Cone, 4.8in
Power Method	Mains
Cable Spec	SVT, 2x18AWG, 300V, 105°C
Cable Type/Length	Black Fabric, 98.4in
Light Source	6W LED
Max Wattage	9W
Lumens	800
CRI	>90
Colour Temperature	3000K
Dimmability	Mains Dimmable, Leading & Trailing Edge
Voltage	100-120V
Environment	Indoor
Spares	LEDDISC01; LEDDRIVER01UL
Certification/Electrical Class	T24



ALUMINUM	
Code	BLS05A-PUSM5
Shade Code	BLS05A
Shade Material	Aluminum
Shade Colour/Finish	Aluminum, Brushed
Fitting Code	LEDP16BKUL
Fitting Material	Steel
Fitting Colour/Finish	Black, Matte
Service Offer	New

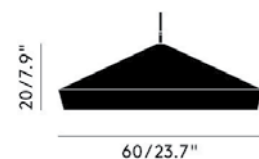
BEAT FLAT PENDANT LED



Bearing the mark of its maker, Beat is a celebration of the handmade. Inspired by the sculptural simplicity of traditional Indian water vessels, Beat is a family of hand-spun, welded and beaten lights with shades that retain hammer marks from their forming. Crafted by artisans in Northern India, the creation of Beat is part of an ancient process that takes four days to complete.

BLACK	
Code	BLS06-PUSM5
Shade Code	BLS06
Shade Material	Brass
Shade Colour/Finish	Black, Brass, Matte
Fitting Code	LEDP16BKUL
Fitting Material	Steel
Fitting Colour/Finish	Black, Matte
Service Offer	Quick Ship

Year of Design	2016
Product Weight	9.00 lb
Finishing Process	Hand Beaten, Painted, Lacquered
Surface Mount Shape/Diameter	Cone, 4.8in
Power Method	Mains
Cable Spec	SVT, 2x18AWG, 300 V, 105°C
Cable Type/Length	Black Fabric, 98.4in
Light Source	6W LED
Max Wattage	9W
Lumens	800
CRI	>90
Colour Temperature	3000K
Dimmability	Mains Dimmable, Leading & Trailing Edge
Voltage	100-120V
Environment	Indoor
Certification/Electrical Class	T24
Spares	LEDDISC01; LEDDRIVER01UL
Certification/Electrical Class	T24



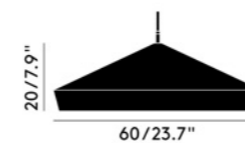
UNBEATEN FLAT PENDANT LED



The Beat lights marked one of our earliest successes, featuring hand-hammered brass and an unexpected blend of craft detailing. Fast forward 20 years, and despite their enduring popularity, they have become one of the most widely imitated products. Determined to combat these imitations, we embarked on a novel initiative. Introducing Unbeaten, made by skilled artisans in the same factory in India as our much-loved Beat collection, using premium recycled aluminium.

ALUMINUM	
Code	BLS06A-PUSM5
Shade Code	BLS06A
Shade Material	Aluminum
Shade Colour/Finish	Aluminum, Brushed
Fitting Code	LEDP16BKUL
Fitting Material	Steel
Fitting Colour/Finish	Black, Matte
Service Offer	New

Year of Design	2016
Product Weight	7.20 lb
Finishing Process	Hand Spun, Hand Brushed, Lacquered
Surface Mount Shape/Diameter	Cone, 4.8in
Power Method	Mains
Cable Spec	SVT, 2x18AWG, 300V, 105°C
Cable Type/Length	Black Fabric, 98.4in
Light Source	6W LED
Max Wattage	9W
Lumens	800
CRI	>90
Colour Temperature	3000K
Dimmability	Mains Dimmable, Leading & Trailing Edge
Voltage	100-120V
Environment	Indoor
Spares	LEDDISC01; LEDDRIVER01UL
Certification/Electrical Class	T24



COPPER PENDANT ROUND 10IN LED



Copper is created by exploding a thin layer of pure metal onto the surface of a polycarbonate shade. This technologically advanced process of vacuum metallisation gives Copper an instantly recognisable and highly reflective surface with a warm metallic glow. Round and oval shades are created in the trademark mirrored copper, allowing clusters to be formed.

COPPER	
Code	COS01CO-PUSM2
Shade Code	COS01CO
Shade Material	Polycarbonate
Shade Colour/Finish	Copper, Mirrored
Fitting Code	LEDP07COUL
Fitting Material	Steel
Fitting Colour/Finish	Copper, Polished
Service Offer	Quick Ship

Year of Design	2015
Product Weight	2.50 lb
Finishing Process	Metallised, Plated
Surface Mount Shape/Diameter	Dome, 4.5in
Power Method	Mains
Cable Spec	SVT, 2x18AWG, 300 V, 105°C
Cable Type/Length	Clear, 98.4in
Light Source	6W LED
Max Wattage	9W
Lumens	800
CRI	>90
Colour Temperature	3000K
Dimmability	Mains Dimmable, Leading & Trailing Edge
Voltage	100-120V
Environment	Indoor
Spares	LEDRING01Y; LEDDRIVER01UL
Certification/Electrical Class	T24



COPPER PENDANT ROUND 18IN LED



Copper is created by exploding a thin layer of pure metal onto the surface of a polycarbonate shade. This technologically advanced process of vacuum metallisation gives Copper an instantly recognisable and highly reflective surface with a warm metallic glow. Round and oval shades are created in the trademark mirrored copper, allowing clusters to be formed.

COPPER	
Code	COS02CO-PUSM2
Shade Code	COS02CO
Shade Material	Polycarbonate
Shade Colour/Finish	Copper, Mirrored
Fitting Code	LEDP08COUL
Fitting Material	Steel
Fitting Colour/Finish	Copper, Polished
Service Offer	Quick Ship

Year of Design	2015
Product Weight	4.40 lb
Finishing Process	Metallised, Plated
Surface Mount Shape/Diameter	Dome, 4.5in
Power Method	Mains
Cable Spec	SVT, 2x18AWG, 300 V, 105°C
Cable Type/Length	Clear, 98.4in
Light Source	6W LED
Max Wattage	9W
Lumens	800
CRI	>90
Colour Temperature	3000K
Dimmability	Mains Dimmable, Leading & Trailing Edge
Voltage	100-120V
Environment	Indoor
Spares	LEDRING01Y; LEDDRIVER01UL
Certification/Electrical Class	T24



MELT PENDANT MINI LED



Melt is evocative of molten glass, the interior of a melting glacier or images of deep space. An imperfect, organic and naturalistic light that produces a mesmerizing hot-blown glass effect. Melt is created through a process of blow moulding and vacuum metallisation to achieve melted orbs with abundant and unusual luminosity that reflects and enhances its environment.

Year of Design	2014
Product Weight	2.40 lb
Finishing Process	Semi-Metallised, Plated
Surface Mount Shape/Diameter	Dome, 4.5in
Power Method	Mains
Cable Spec	SPT-2, 2x18AWG, 300 V
Cable Type/Length	Clear, 98.4in
Light Source	6W LED
Max Wattage	9W
Lumens	800
CRI	>90
Colour Temperature	3000K
Dimmability	Mains Dimmable, Leading & Trailing Edge
Voltage	100-120V
Environment	Indoor
Spares	LEDRING01Y; LEDDRIVER01UL
Certification/Electrical Class	T24

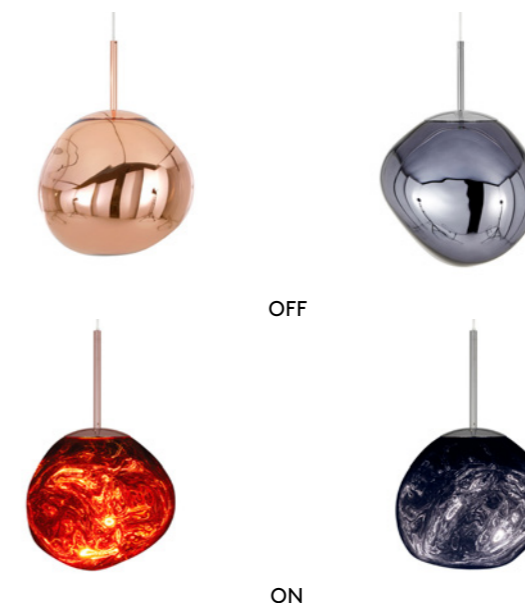


SILVER	
Code	MES04CH-PUSM2
Shade Code	MES02CH
Shade Material	Polycarbonate
Shade Colour/Finish	Silver, Mirrored
Fitting Code	LEDP07CHUL
Fitting Material	Steel
Fitting Colour/Finish	Silver, Polished
Service Offer	Quick Ship

GOLD	
Code	MES04GO-PUSM2
Shade Code	MES02G
Shade Material	Polycarbonate
Shade Colour/Finish	Gold, Mirrored
Fitting Code	LEDP07GOUL
Fitting Material	Steel
Fitting Colour/Finish	Gold, Polished
Service Offer	Quick Ship



MELT PENDANT MINI LED



Melt is evocative of molten glass, the interior of a melting glacier or images of deep space. An imperfect, organic and naturalistic light that produces a mesmerizing hot-blown glass effect. Melt is created through a process of blow moulding and vacuum metallisation to achieve melted orbs with abundant and unusual luminosity that reflects and enhances its environment.

Year of Design	2014
Product Weight	2.40 lb
Finishing Process	Semi-Metallised, Plated
Surface Mount Shape/Diameter	Dome, 4.5in
Power Method	Mains
Cable Spec	SPT-2, 2x18AWG, 300 V
Cable Type/Length	Clear, 98.4in
Light Source	6W LED
Max Wattage	9W
Lumens	800
CRI	>90
Colour Temperature	3000K
Dimmability	Mains Dimmable, Leading & Trailing Edge
Voltage	100-120V
Environment	Indoor
Spares	LEDRING01Y; LEDDRIVER01UL
Certification/Electrical Class	T24



COPPER	
Code	MES04CO-PUSM2
Shade Code	MES02CO
Shade Material	Polycarbonate
Shade Colour/Finish	Copper, Mirrored
Fitting Code	LEDP07COUL
Fitting Material	Steel
Fitting Colour/Finish	Copper, Polished
Service Offer	Quick Ship

SMOKE	
Code	MES04SM-PUSM2
Shade Code	MES02SM
Shade Material	Polycarbonate
Shade Colour/Finish	Smoke, Mirrored
Fitting Code	LEDP07CHUL
Fitting Material	Steel
Fitting Colour/Finish	Silver, Polished
Service Offer	Quick Ship



MELT PENDANT MINI LED



Melt is a beautifully distorted pendant light now available in a new tinted white opalescent finish. By retaining Melt's organic form, we have created an opal version, which boosts its luminosity. To complement our range of metallic shades, we've introduced Opal as an alternative finish for interiors that have a more monochromatic style. Semi translucent, it maintains an ethereal ghostliness in the daylight and at night forms a perfectly illuminated orb.

Year of Design	2014
Product Weight	2.40 lb
Finishing Process	Tinted, Plated
Surface Mount Shape/Diameter	Dome, 4.5in
Power Method	Mains
Cable Spec	SVT, 2x18AWG, 300 V, 105°C
Cable Type/Length	Clear, 98.4in
Light Source	6W LED
Max Wattage	9W
Lumens	800
CRI	>90
Colour Temperature	3000K standard (2700K accessory available)
Dimmability	Mains Dimmable, Leading & Trailing Edge
Voltage	100-120V
Environment	Indoor
Spares	LEDRING01Y or LEDRING11Y; LEDDRIVER01UL
Certification/Electrical Class	T24



OPALESCENT, GOLD	
Code	MES04OPG-PUSM2
Shade Code	MES02OP
Shade Material	Polycarbonate
Shade Colour/Finish	Opalescent, Tinted
Fitting Code	LEDP07GOUL
Fitting Material	Steel
Fitting Colour/Finish	Gold, Polished
Service Offer	Quick Ship

OPALESCENT, SILVER	
Code	MES04OP-PUSM2
Shade Code	MES02OP
Shade Material	Polycarbonate
Shade Colour/Finish	Opalescent, Tinted
Fitting Code	LEDP07CHUL
Fitting Material	Steel
Fitting Colour/Finish	Silver, Polished
Service Offer	Quick Ship



MELT PENDANT LED



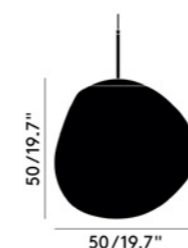
Melt is evocative of molten glass, the interior of a melting glacier or images of deep space. An imperfect, organic and naturalistic light that produces a mesmerizing hot-blown glass effect. Melt is created through a process of blow moulding and vacuum metallisation to achieve melted orbs with abundant and unusual luminosity that reflects and enhances its environment.

Year of Design	2014
Product Weight	5.40 lb
Finishing Process	Semi-Metallised, Plated
Surface Mount Shape/Diameter	Dome, 4.5in
Power Method	Mains
Cable Spec	SPT-2, 2x18AWG, 300 V
Cable Type/Length	Clear, 98.4in
Light Source	6W LED
Max Wattage	9W
Lumens	800
CRI	>90
Colour Temperature	3000K
Dimmability	Mains Dimmable, Leading & Trailing Edge
Voltage	100-120V
Environment	Indoor
Spares	LEDRING01Y; LEDDRIVER01UL
Certification/Electrical Class	T24



SILVER	
Code	MES03CH-PUSM2
Shade Code	MES01CH
Shade Material	Polycarbonate
Shade Colour/Finish	Silver, Mirrored
Fitting Code	LEDP08CHUL
Fitting Material	Steel
Fitting Colour/Finish	Silver, Polished
Service Offer	Quick Ship

GOLD	
Code	MES03GO-PUSM2
Shade Code	MES01G
Shade Material	Polycarbonate
Shade Colour/Finish	Gold, Mirrored
Fitting Code	LEDP08GOUL
Fitting Material	Steel
Fitting Colour/Finish	Gold, Polished
Service Offer	Quick Ship



MELT PENDANT LED



OFF

ON


Melt is evocative of molten glass, the interior of a melting glacier or images of deep space. An imperfect, organic and naturalistic light that produces a mesmerizing hot-blown glass effect. Melt is created through a process of blow moulding and vacuum metallisation to achieve melted orbs with abundant and unusual luminosity that reflects and enhances its environment.

Year of Design	2014
Product Weight	5.40 lb
Finishing Process	Semi-Metallised, Plated
Surface Mount Shape/Diameter	Dome, 4.5in
Power Method	Mains
Cable Spec	SPT-2, 2x18AWG, 300 V
Cable Type/Length	Clear, 98.4in
Light Source	6W LED
Max Wattage	9W
Lumens	800
CRI	>90
Colour Temperature	3000K
Dimmability	Mains Dimmable, Leading & Trailing Edge
Voltage	100-120V
Environment	Indoor
Spares	LEDRING01Y; LEDDRIVER01UL
Certification/Electrical Class	T24



COPPER	
Code	MES03CO-PUSM2
Shade Code	MES01CO
Shade Material	Polycarbonate
Shade Colour/Finish	Copper, Mirrored
Fitting Code	LEDP08COUL
Fitting Material	Steel
Fitting Colour/Finish	Copper, Polished
Service Offer	Quick Ship

SMOKE	
Code	MES03SM-PUSM2
Shade Code	MES01SM
Shade Material	Polycarbonate
Shade Colour/Finish	Smoke, Mirrored
Fitting Code	LEDP08CHUL
Fitting Material	Steel
Fitting Colour/Finish	Silver, Polished
Service Offer	Quick Ship



MELT PENDANT LED



OFF

ON


Melt is a beautifully distorted pendant light now available in a new tinted white opalescent finish. By retaining Melt's organic form, we have created an opal version, which boosts its luminosity. To complement our range of metallic shades, we've introduced Opal as an alternative finish for interiors that have a more monochromatic style. Semi translucent, it maintains an ethereal ghostliness in the daylight and at night forms a perfectly illuminated orb

Year of Design	2014
Product Weight	5.40 lb
Finishing Process	Tinted, Plated
Surface Mount Shape/Diameter	Dome, 4.5in
Power Method	Mains
Cable Spec	SVT, 2x18AWG, 300 V, 105°C
Cable Type/Length	Clear, 98.4in
Light Source	6W LED
Max Wattage	9W
Lumens	800
CRI	>90
Colour Temperature	3000K standard (2700K accessory available)
Dimmability	Mains Dimmable, Leading & Trailing Edge
Voltage	100-120V
Environment	Indoor
Spares	LEDRING01Y or LEDRING11Y; LEDDRIVER01UL
Certification/Electrical Class	T24



OPALESCENT, GOLD	
Code	MES03OPG-PUSM2
Shade Code	MES01OP
Shade Material	Polycarbonate
Shade Colour/Finish	Opalescent, Tinted
Fitting Code	LEDP08GOUL
Fitting Material	Steel
Fitting Colour/Finish	Gold, Polished
Service Offer	Quick Ship

OPALESCENT, SILVER	
Code	MES03OP-PUSM2
Shade Code	MES01OP
Shade Material	Polycarbonate
Shade Colour/Finish	Opalescent, Tinted
Fitting Code	LEDP08CHUL
Fitting Material	Steel
Fitting Colour/Finish	Silver, Polished
Service Offer	Quick Ship



MELT CHANDELIER MINI LED



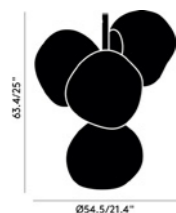
A decade on and the magical qualities of Melt have not dissipated. We have created something timeless, but we've noticed that not everyone can fit huge chandeliers in their interiors, so we've made a mini version – a contemporary and more compact light suitable for the new modern city context. Melt Mini Chandelier includes 4 x Melt Mini shades.

Year of Design	2022
Product Weight	8.80 lb
Finishing Process	Semi-Metallised, Plated
Surface Mount Shape/Diameter	Dome, 10in
Power Method	Mains
Cable Spec	SVT, 2x18AWG, 300 V, 105°C
Cable Type/Length	Clear, 196.9in
Light Source	4 x 6W LED
Max Wattage	30W
Lumens	2300
CRI	>90
Colour Temperature	3000K
Dimmability	Mains Dimmable, Leading & Trailing Edge
Voltage	100-120V
Environment	Indoor
Spares	4 x LEDRING02A; 1 x LEDCDRIVER01UL
Certification/Electrical Class	T24



GOLD	
Code	MEC04GO-CUSM4
Shade Code	4 X MES02G
Shade Material	Polycarbonate
Shade Colour/Finish	Gold, Mirrored
Fitting Code	LEDC04GOUL
Fitting Material	Steel
Fitting Colour/Finish	Gold, Polished
Service Offer	Quick Ship

SILVER	
Code	MEC04CH-CUSM4
Shade Code	4 X MES02CH
Shade Material	Polycarbonate
Shade Colour/Finish	Silver, Mirrored
Fitting Code	LEDC04CHUL
Fitting Material	Steel
Fitting Colour/Finish	Silver, Polished
Service Offer	Quick Ship



MELT CHANDELIER MINI LED



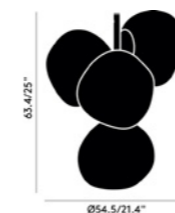
A decade on and the magical qualities of Melt have not dissipated. We have created something timeless, but we've noticed that not everyone can fit huge chandeliers in their interiors, so we've made a mini version – a contemporary and more compact light suitable for the new modern city context. Melt Mini Chandelier includes 4 x Melt Mini shades.

Year of Design	2022
Product Weight	8.80 lb
Finishing Process	Semi-Metallised, Plated
Surface Mount Shape/Diameter	Dome, 10in
Power Method	Mains
Cable Spec	SVT, 2x18AWG, 300 V, 105°C
Cable Type/Length	Clear, 196.9in
Light Source	4 x 6W LED
Max Wattage	30W
Lumens	2300
CRI	>90
Colour Temperature	3000K
Dimmability	Mains Dimmable, Leading & Trailing Edge
Voltage	100-120V
Environment	Indoor
Spares	4 x LEDRING02A; 1 x LEDCDRIVER01UL
Certification/Electrical Class	T24




COPPER, GOLD	
Code	MEC04CO-CUSM4
Shade Code	4 X MES02CO
Shade Material	Polycarbonate
Shade Colour/Finish	Copper, Mirrored
Fitting Code	LEDC04GOUL
Fitting Material	Steel
Fitting Colour/Finish	Gold, Polished
Service Offer	Quick Ship

SMOKE	
Code	MEC04SM-CUSM4
Shade Code	4 X MES02SM
Shade Material	Polycarbonate
Shade Colour/Finish	Smoke, Mirrored
Fitting Code	LEDC04CHUL
Fitting Material	Steel
Fitting Colour/Finish	Silver, Polished
Service Offer	Quick Ship



MELT CHANDELIER MINI LED

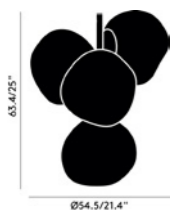


A decade on and the magical qualities of Melt have not dissipated. We have created something timeless, but we've noticed that not everyone can fit huge chandeliers in their interiors, so we've made a mini version – a contemporary and more compact light suitable for the new modern city context. Melt Mini Chandelier includes 4 x Melt Mini shades in a new tinted white opalescent finish. By retaining Melt's organic form, we have created an opal version, which boosts its luminosity.


OPALESCENT, GOLD	
Code	MEC04OPG-CUSM4
Shade Code	4 X MES02OP
Shade Material	Polycarbonate
Shade Colour/Finish	Opalescent, Tinted
Fitting Code	LEDC04GOUL
Fitting Material	Steel
Fitting Colour/Finish	Gold, Polished
Service Offer	Quick Ship

OPALESCENT, SILVER	
Code	MEC04OP-CUSM4
Shade Code	4 X MES02OP
Shade Material	Polycarbonate
Shade Colour/Finish	Opalescent, Tinted
Fitting Code	LEDC04CHUL
Fitting Material	Steel
Fitting Colour/Finish	Silver, Polished
Service Offer	Quick Ship

Year of Design	2022
Product Weight	8.80 lb
Finishing Process	Tinted, Plated
Surface Mount Shape/Diameter	Dome, 10in
Power Method	Mains
Cable Spec	SVT, 2x18AWG, 300 V, 105°C
Cable Type/Length	Clear, 196.9in
Light Source	4 x 6W LED
Max Wattage	30W
Lumens	2300
CRI	>90
Colour Temperature	3000K standard (2700K accessory available)
Dimmability	Mains Dimmable, Leading & Trailing Edge
Voltage	100-120V
Environment	Indoor
Spares	4 x LEDRING02A; 1 x LEDCDRIVER01UL
Certification/Electrical Class	T24



MELT CHANDELIER SMALL LED

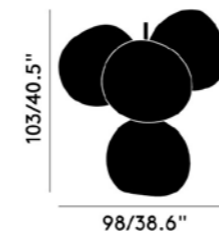


Melt is evocative of molten glass, the interior of a melting glacier or images of deep space. An imperfect, organic and naturalistic light that produces a mesmerizing hot-blown glass effect. Melt is created through a process of blow moulding and vacuum metallisation to achieve melted orbs with abundant and unusual luminosity. Melt Chandelier Small features four orbs protruding from steel tubes.


SILVER	
Code	MEC01CH-CUSM4
Shade Code	4 X MES01CH
Shade Material	Polycarbonate
Shade Colour/Finish	Silver, Mirrored
Fitting Code	LEDC01CHUL
Fitting Material	Steel
Fitting Colour/Finish	Silver, Polished
Service Offer	Quick Ship

GOLD	
Code	MEC01GO-CUSM4
Shade Code	4 X MES01G
Shade Material	Polycarbonate
Shade Colour/Finish	Gold, Mirrored
Fitting Code	LEDC01GOUL
Fitting Material	Steel
Fitting Colour/Finish	Gold, Polished
Service Offer	Quick Ship

Year of Design	2020
Product Weight	20.40 lb
Finishing Process	Semi Metallised, Plated
Surface Mount Shape/Diameter	Dome, 10in
Power Method	Mains
Cable Spec	SPT-2, 2x18AWG, 300 V
Cable Type/Length	Clear, 196.9in
Light Source	4 x 6W LED
Max Wattage	30W
Lumens	2300
CRI	>90
Colour Temperature	3000K
Dimmability	Mains Dimmable, Leading & Trailing Edge
Voltage	100-120V
Environment	Indoor
Spares	4 x LEDRING02A; 1 x LEDCDRIVER01UL
Certification/Electrical Class	T24

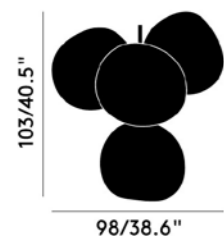


MELT CHANDELIER SMALL LED



Melt is evocative of molten glass, the interior of a melting glacier or images of deep space. An imperfect, organic and naturalistic light that produces a mesmerizing hot-blown glass effect. Melt is created through a process of blow moulding and vacuum metallisation to achieve melted orbs with abundant and unusual luminosity. Melt Chandelier Small features four orbs protruding from steel tubes.

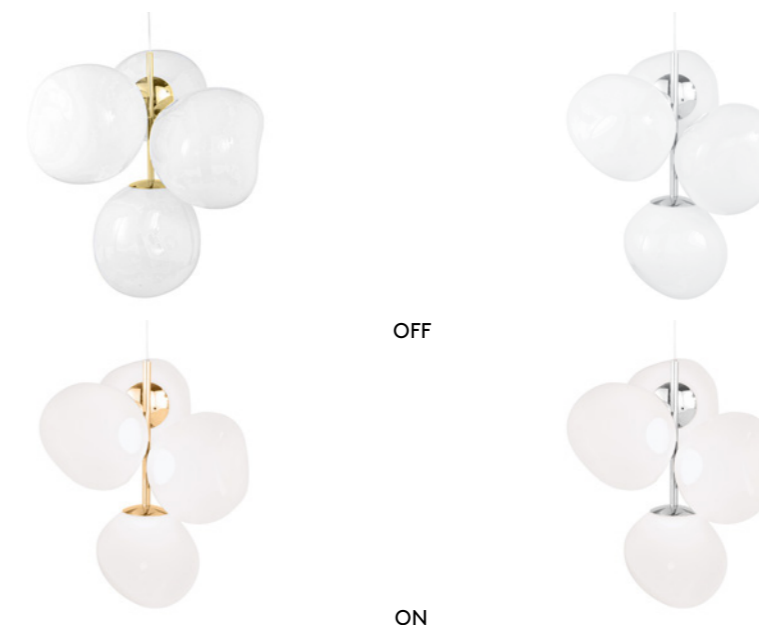
Year of Design	2020
Product Weight	20.40 lb
Finishing Process	Semi Metallised, Plated
Surface Mount Shape/Diameter	Dome, 10in
Power Method	Mains
Cable Spec	SPT-2, 2x18AWG, 300 V
Cable Type/Length	Clear, 196.9in
Light Source	4 x 6W LED
Max Wattage	30W
Lumens	2300
CRI	>90
Colour Temperature	3000K
Dimmability	Mains Dimmable, Leading & Trailing Edge
Voltage	100-120V
Environment	Indoor
Spares	4 x LEDRING02A; 1 x LEDCDRIVER01UL
Certification/Electrical Class	T24



COPPER, GOLD	
Code	MEC01CO-CUSM4
Shade Code	4 X MES01CO
Shade Material	Polycarbonate
Shade Colour/Finish	Copper, Mirrored
Fitting Code	LEDC01GOUL
Fitting Material	Steel
Fitting Colour/Finish	Gold, Polished
Service Offer	Quick Ship

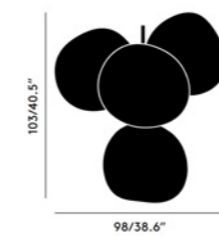
SMOKE	
Code	MEC01SM-CUSM4
Shade Code	4 X MES01SM
Shade Material	Polycarbonate
Shade Colour/Finish	Smoke, Mirrored
Fitting Code	LEDC01CHUL
Fitting Material	Steel
Fitting Colour/Finish	Silver, Polished
Service Offer	Quick Ship

MELT CHANDELIER SMALL LED



Melt Small Chandelier features four opalescent shades protruding from steel tubes and measuring one metre high. By retaining Melt's organic form, we have created an opal version, which boosts its luminosity. To complement our range of metallic shades, we've introduced Opal as an alternative finish for interiors that have a more monochromatic style. Semi translucent, it maintains an ethereal ghostliness in the daylight and at night forms perfectly illuminated orbs.

Year of Design	2020
Product Weight	20.40 lb
Finishing Process	Tinted, Plated
Surface Mount Shape/Diameter	Dome, 10in
Power Method	Mains
Cable Spec	SVT, 2x18AWG, 300 V, 105°C
Cable Type/Length	Clear, 196.9in
Light Source	4 x 6W LED
Max Wattage	30W
Lumens	2300
CRI	>90
Colour Temperature	3000K standard (2700K accessory available)
Dimmability	Mains Dimmable, Leading & Trailing Edge
Voltage	100-120V
Environment	Indoor
Spares	4 x LEDRING02A; 1 x LEDCDRIVER01UL
Certification/Electrical Class	T24



OPALESCENT, GOLD	
Code	MEC01OPG-CUSM4
Shade Code	4 X MES01OP
Shade Material	Polycarbonate
Shade Colour/Finish	Opalescent, Tinted
Fitting Code	LEDC01GOUL
Fitting Material	Steel
Fitting Colour/Finish	Gold, Polished
Service Offer	Quick Ship

OPALESCENT, SILVER	
Code	MEC01OP-CUSM4
Shade Code	4 X MES01OP
Shade Material	Polycarbonate
Shade Colour/Finish	Opalescent, Tinted
Fitting Code	LEDC01CHUL
Fitting Material	Steel
Fitting Colour/Finish	Silver, Polished
Service Offer	Quick Ship

MELT CHANDELIER LARGE LED



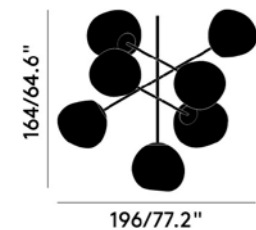
Melt is evocative of molten glass, the interior of a melting glacier or images of deep space. An imperfect, organic and naturalistic light that produces a mesmerizing hot-blown glass effect. Melt is created through a process of blow moulding and vacuum metallisation to achieve melted orbs with abundant and unusual luminosity. Melt Chandelier Large features seven orbs protruding from steel tubes.

Year of Design	2020
Product Weight	44.50 lb
Finishing Process	Semi Metallised, Plated
Surface Mount Shape/Diameter	Dome, 10in
Power Method	Mains
Cable Spec	SPT-2, 2x18AWG, 300 V
Cable Type/Length	Clear, 196.9in
Light Source	7 x 6W LED
Max Wattage	51W
Lumens	3700
CRI	>90
Colour Temperature	3000K
Dimmability	Mains Dimmable, Leading & Trailing Edge
Voltage	100-120V
Environment	Indoor
Spares	7 x LEDRING02A; 1 x LEDCDRIVER02UL
Certification/Electrical Class	T24



SILVER	
Code	MEC02CH-CUSM4
Shade Code	7 X MES01CH
Shade Material	Polycarbonate
Shade Colour/Finish	Silver, Mirrored
Fitting Code	LEDC02CHUL
Fitting Material	Steel
Fitting Colour/Finish	Silver, Polished
Service Offer	Quick Ship

GOLD	
Code	MEC02GO-CUSM4
Shade Code	7 X MES01G
Shade Material	Polycarbonate
Shade Colour/Finish	Gold, Mirrored
Fitting Code	LEDC02GOUL
Fitting Material	Steel
Fitting Colour/Finish	Gold, Polished
Service Offer	Quick Ship



MELT CHANDELIER LARGE LED



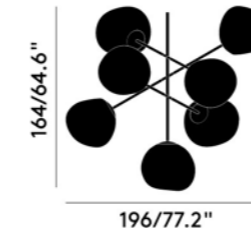
Melt is evocative of molten glass, the interior of a melting glacier or images of deep space. An imperfect, organic and naturalistic light that produces a mesmerizing hot-blown glass effect. Melt is created through a process of blow moulding and vacuum metallisation to achieve melted orbs with abundant and unusual luminosity. Melt Chandelier Large features seven orbs protruding from steel tubes.

Year of Design	2020
Product Weight	44.50 lb
Finishing Process	Semi Metallised, Plated
Surface Mount Shape/Diameter	Dome, 10in
Power Method	Mains
Cable Spec	SPT-2, 2x18AWG, 300 V
Cable Type/Length	Clear, 196.9in
Light Source	7 x 6W LED
Max Wattage	51W
Lumens	3700
CRI	>90
Colour Temperature	3000K
Dimmability	Mains Dimmable, Leading & Trailing Edge
Voltage	100-120V
Environment	Indoor
Spares	7 x LEDRING02A; 1 x LEDCDRIVER02UL
Certification/Electrical Class	T24

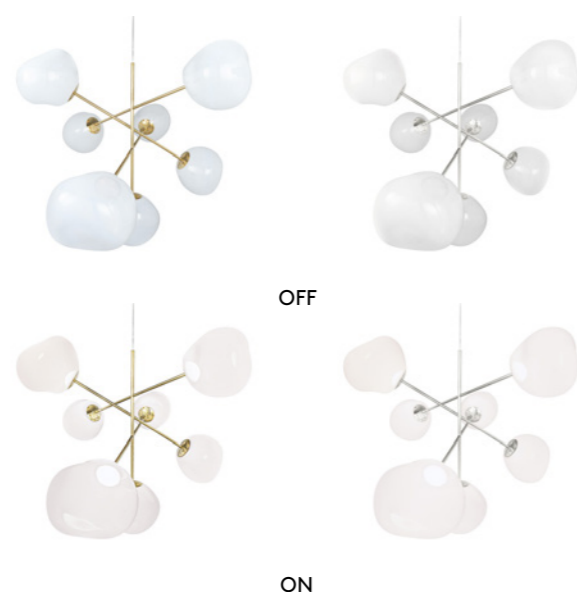


COPPER, GOLD	
Code	MEC02CO-CUSM4
Shade Code	7 X MES01CO
Shade Material	Polycarbonate
Shade Colour/Finish	Copper, Mirrored
Fitting Code	LEDC02GOUL
Fitting Material	Steel
Fitting Colour/Finish	Gold, Polished
Service Offer	Quick Ship

SMOKE	
Code	MEC02SM-CUSM4
Shade Code	7 X MES01SM
Shade Material	Polycarbonate
Shade Colour/Finish	Smoke, Mirrored
Fitting Code	LEDC02CHUL
Fitting Material	Steel
Fitting Colour/Finish	Silver, Polished
Service Offer	Quick Ship



MELT CHANDELIER LARGE LED

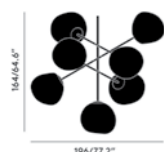


Melt Large Chandelier is a configuration of seven organic and imperfect orbs which explode from a central hub to create a dynamic lighting sculpture of infinite reflections. By retaining Melt's organic form, we have created an opal version, which boosts its luminosity. To complement our range of metallic shades, we've introduced Opal as an alternative finish for interiors that have a more monochromatic style. Semi translucent, it maintains an ethereal ghostliness in the daylight and at night forms perfectly illuminated orbs.


OPALESCENT, GOLD	
Code	MEC02OPG-CUSM4
Shade Code	7 X MES01OP
Shade Material	Polycarbonate
Shade Colour/Finish	Opalescent, Tinted
Fitting Code	LEDC02GOUL
Fitting Material	Steel
Fitting Colour/Finish	Gold, Polished
Service Offer	Quick Ship

OPALESCENT, SILVER	
Code	MEC02OP-CUSM4
Shade Code	7 X MES01OP
Shade Material	Polycarbonate
Shade Colour/Finish	Opalescent, Tinted
Fitting Code	LEDC02CHUL
Fitting Material	Steel
Fitting Colour/Finish	Silver, Polished
Service Offer	Quick Ship

Year of Design	2020
Product Weight	44.50 lb
Finishing Process	Tinted, Plated
Surface Mount Shape/Diameter	Dome, 10in
Power Method	Mains
Cable Spec	SVT, 2x18AWG, 300 V, 105°C
Cable Type/Length	Clear, 196.9in
Light Source	7 x 6W LED
Max Wattage	51W
Lumens	3700
CRI	>90
Colour Temperature	3000K standard (2700K accessory available)
Dimmability	Mains Dimmable, Leading & Trailing Edge
Voltage	100-120V
Environment	Indoor
Spares	7 x LEDRING02A; 1 x LEDCDRIVER02UL
Certification/Electrical Class	T24



MELT BURST CHANDELIER LED

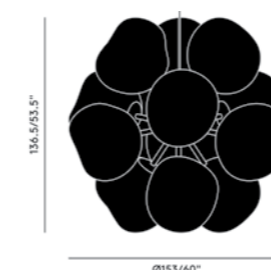


Melt is evocative of molten glass, the interior of a melting glacier or images of deep space. An imperfect, organic and naturalistic light that produces a mesmerizing hot-blown glass effect. Melt is created through a process of blow moulding and vacuum metallisation to achieve melted orbs with abundant and unusual luminosity. Melt Burst Chandelier features twelve orbs protruding from steel tubes.


SILVER, BLACK	
Code	MEC03SI-CUSM4
Shade Code	12 X MES01CH
Shade Material	Polycarbonate
Shade Colour/Finish	Silver, Mirrored
Fitting Code	LEDC03BKUL
Fitting Material	Steel
Fitting Colour/Finish	Black, Gloss
Service Offer	Quick Ship

GOLD, BLACK	
Code	MEC03GO-CUSM4
Shade Code	12 X MES01G
Shade Material	Polycarbonate
Shade Colour/Finish	Gold, Mirrored
Fitting Code	LEDC03BKUL
Fitting Material	Steel
Fitting Colour/Finish	Black, Gloss
Service Offer	Quick Ship

Year of Design	2019
Product Weight	61.70 lb
Finishing Process	Semi Metallised, Powder Coated
Surface Mount Shape/Diameter	Dome, 10in
Power Method	Mains
Cable Spec	SVT, 2x18AWG, 300 V, 105°C
Cable Type/Length	Black Fabric, 196.9in
Light Source	12 x 6W LED
Max Wattage	85W
Lumens	7100
CRI	>90
Colour Temperature	3000K
Dimmability	Mains Dimmable, Leading & Trailing Edge
Voltage	100-120V
Environment	Indoor
Spares	12 x LEDRING02A; LEDCDRIVER03UL
Certification/Electrical Class	T24



MELT BURST CHANDELIER LED



OFF

ON

Melt is evocative of molten glass, the interior of a melting glacier or images of deep space. An imperfect, organic and naturalistic light that produces a mesmerizing hot-blown glass effect. Melt is created through a process of blow moulding and vacuum metallisation to achieve melted orbs with abundant and unusual luminosity. Melt Burst Chandelier features twelve orbs protruding from steel tubes.

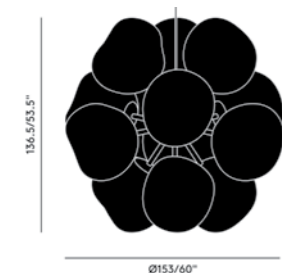
COPPER, BLACK

Code	MEC03CO-CUSM4
Shade Code	12 X MES01CO
Shade Material	Polycarbonate
Shade Colour/Finish	Copper, Mirrored
Fitting Code	LEDC03BKUL
Fitting Material	Steel
Fitting Colour/Finish	Black, Gloss
Service Offer	Quick Ship

SMOKE, BLACK

Code	MEC03SM-CUSM4
Shade Code	12 X MES01SM
Shade Material	Polycarbonate
Shade Colour/Finish	Smoke, Mirrored
Fitting Code	LEDC03BKUL
Fitting Material	Steel
Fitting Colour/Finish	Black, Gloss
Service Offer	Quick Ship

Year of Design	2019
Product Weight	61.70 lb
Finishing Process	Semi Metallised, Powder Coated
Surface Mount Shape/Diameter	Dome, 10in
Power Method	Mains
Cable Spec	SVT, 2x18AWG, 300 V, 105°C
Cable Type/Length	Black Fabric, 196.9in
Light Source	12 x 6W LED
Max Wattage	85W
Lumens	7100
CRI	>90
Colour Temperature	3000K
Dimmability	Mains Dimmable, Leading & Trailing Edge
Voltage	100-120V
Environment	Indoor
Spares	12 x LEDRING02A; LEDCDRIVER03UL
Certification/Electrical Class	T24



MELT BURST CHANDELIER LED



OFF

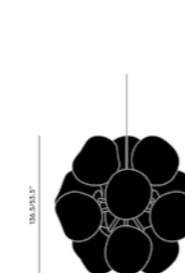
ON

Melt Burst is a beautifully distorted chandelier now available in a new tinted white opalescent finish. By retaining Melt's organic form, we have created an opal version, which boosts its luminosity. To complement our range of metallic shades, we've introduced Opal as an alternative finish for interiors that have a more monochromatic style. Semi translucent, the 12 shades emit an ethereal ghostliness in the daylight and at night form perfectly illuminated orbs.

OPALESCENT, BLACK

Code	MEC03OP-CUSM4
Shade Code	12 X MES01OP
Shade Material	Polycarbonate
Shade Colour/Finish	Opalescent, Tinted
Fitting Code	LEDC03BKUL
Fitting Material	Steel
Fitting Colour/Finish	Black, Gloss
Service Offer	Quick Ship

Year of Design	2019
Product Weight	61.70 lb
Finishing Process	Tinted, Powder Coated
Surface Mount Shape/Diameter	Dome, 10in
Power Method	Mains
Cable Spec	SVT, 2x18AWG, 300 V, 105°C
Cable Type/Length	Black Fabric, 196.9in
Light Source	12 x 6W LED
Max Wattage	85W
Lumens	7100
CRI	>90
Colour Temperature	3000K standard (2700K accessory available)
Dimmability	Mains Dimmable, Leading & Trailing Edge
Voltage	100-120V
Environment	Indoor
Spares	12 x LEDRING02A; LEDCDRIVER03UL
Certification/Electrical Class	T24



MIRROR BALL PENDANT 10IN LED



Mirror Ball is a an ultra-visible, highly reflective object made of a lightweight transparent plastic sphere, coated with a thin layer of aluminium. Inspired by the pioneers of space travel, Mirror Ball is created through hi-tech processes - similar to those used in sunglasses manufacture - of blow moulding and vacuum metallisation to achieve perfect spheres with an unusual luminosity.

Year of Design	2002
Product Weight	2.40 lb
Finishing Process	Metallised, Plated
Surface Mount Shape/Diameter	Dome, 4.5in
Power Method	Mains
Cable Spec	SPT-2, 2x18AWG, 300 V
Cable Type/Length	Clear, 98.4in
Light Source	6W LED
Max Wattage	9W
Lumens	800
CRI	>90
Colour Temperature	3000K
Dimmability	Mains Dimmable, Leading & Trailing Edge
Voltage	100-120V
Environment	Indoor
Spares	LEDRING01Y; LEDDRIVER01UL
Certification/Electrical Class	T24



SILVER	
Code	MBB25A-PUSM3
Shade Code	MBB25A
Shade Material	Polycarbonate
Shade Colour/Finish	Silver, Mirrored
Fitting Code	LEDP07CHUL
Fitting Material	Steel
Fitting Colour/Finish	Silver, Polished
Service Offer	Quick Ship

GOLD	
Code	MBB25G-PUSM3
Shade Code	MBB25G
Shade Material	Polycarbonate
Shade Colour/Finish	Gold, Mirrored
Fitting Code	LEDP07GOUL
Fitting Material	Steel
Fitting Colour/Finish	Gold, Polished
Service Offer	Quick Ship



MIRROR BALL PENDANT 16IN LED



Mirror Ball is a an ultra-visible, highly reflective object made of a lightweight transparent plastic sphere, coated with a thin layer of aluminium. Inspired by the pioneers of space travel, Mirror Ball is created through hi-tech processes - similar to those used in sunglasses manufacture - of blow moulding and vacuum metallisation to achieve perfect spheres with an unusual luminosity.

Year of Design	2002
Product Weight	5.20 lb
Finishing Process	Metallised, Plated
Surface Mount Shape/Diameter	Dome, 4.5in
Power Method	Mains
Cable Spec	SPT-2, 2x18AWG, 300 V
Cable Type/Length	Clear, 98.4in
Light Source	6W LED
Max Wattage	9W
Lumens	800
CRI	>90
Colour Temperature	3000K
Dimmability	Mains Dimmable, Leading & Trailing Edge
Voltage	100-120V
Environment	Indoor
Spares	LEDRING01Y; LEDDRIVER01UL
Certification/Electrical Class	T24



SILVER	
Code	MBB40A-PUSM3
Shade Code	MBB40A
Shade Material	Polycarbonate
Shade Colour/Finish	Silver, Mirrored
Fitting Code	LEDP08CHUL
Fitting Material	Steel
Fitting Colour/Finish	Silver, Polished
Service Offer	Quick Ship

GOLD	
Code	MBB40G-PUSM3
Shade Code	MBB40G
Shade Material	Polycarbonate
Shade Colour/Finish	Gold, Mirrored
Fitting Code	LEDP08GOUL
Fitting Material	Steel
Fitting Colour/Finish	Gold, Polished
Service Offer	Quick Ship



MIRROR BALL PENDANT 20IN LED



Mirror Ball is a an ultra-visible, highly reflective object made of a lightweight transparent plastic sphere, coated with a thin layer of aluminium. Inspired by the pioneers of space travel, Mirror Ball is created through hi-tech processes - similar to those used in sunglasses manufacture - of blow moulding and vacuum metallisation to achieve perfect spheres with an unusual luminosity.

Year of Design	2002
Product Weight	5.80 lb
Finishing Process	Metallised, Plated
Surface Mount Shape/Diameter	Dome, 4.5in
Power Method	Mains
Cable Spec	SPT-2, 2x18AWG, 300 V
Cable Type/Length	Clear, 98.4in
Light Source	6W LED
Max Wattage	9W
Lumens	800
CRI	>90
Colour Temperature	3000K
Dimmability	Mains Dimmable, Leading & Trailing Edge
Voltage	100-120V
Environment	Indoor
Spares	LEDRING01Y; LEDDRIVER01UL
Certification/Electrical Class	T24



SILVER

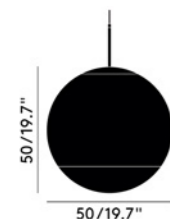
Code	MBB50A-PUSM3
Shade Code	MBB50A
Shade Material	Polycarbonate
Shade Colour/Finish	Silver, Mirrored
Fitting Code	LEDP08CHUL
Fitting Material	Steel
Fitting Colour/Finish	Silver, Polished

Service Offer Quick Ship

GOLD

Code	MBB50G-PUSM3
Shade Code	MBB50G
Shade Material	Polycarbonate
Shade Colour/Finish	Gold, Mirrored
Fitting Code	LEDP08GOUL
Fitting Material	Steel
Fitting Colour/Finish	Gold, Polished

Service Offer Quick Ship



PRESS PENDANT MINI SPHERE LED



OFF

ON

Press is a series of lights made from the thickest and most transparent glass with a satisfyingly rounded linear surface detail. Aptly named Sphere, the shape is reminiscent of shipping buoys and children's toys. The ribbed glass creates diffusion of the light source and projects linear and stripy patterns. Press Sphere Mini is a new pendant which is more compact in size, lighter in weight and designed to be clustered and hung in multiples.

Year of Design	2022
Product Weight	5.50 lb
Finishing Process	Pressed
Surface Mount Shape/Diameter	Dome, 5.7in
Power Method	Mains
Cable Spec	UL E207696 2x18AWG, 300 V, 200°C VW-1
Cable Type/Length	Clear, 98.4in
Light Source	6W LED
Max Wattage	7.5W
Lumens	680
CRI	>90
Colour Temperature	2700K
Dimmability	Mains Dimmable, Leading & Trailing Edge
Voltage	100-120V
Environment	Indoor
Spares	LEDRING11T; LEDDRIVER01UL
Certification/Electrical Class	T24



CLEAR

Code	PRP14CLUL
Shade Material	Glass
Shade Colour/Finish	Clear, Gloss
Fitting Material	Glass
Fitting Colour/Finish	Clear, Gloss

Service Offer Quick Ship



PRESS PENDANT SPHERE LED



OFF



ON

Press is a series of lights made from the thickest and most transparent glass with a satisfyingly rounded linear surface detail. Aptly named Sphere, the shape is reminiscent of shipping buoys and children's toys. The ribbed glass creates diffusion of the light source and projects linear and stripy patterns. Bold in silhouette and simple in function, Press is manufactured by dropping massive globs of molten glass at 1,200 degrees centigrade, pressed in iron moulds under tons of pressure to create immensely durable lights.

CLEAR	
Code	PRP12CLUL
Shade Material	Glass
Shade Colour/Finish	Clear, Gloss
Fitting Material	Glass
Fitting Colour/Finish	Clear, Gloss
Service Offer	Quick Ship

Year of Design	2020
Product Weight	20.90 lb
Finishing Process	Pressed
Surface Mount Shape/Diameter	Dome, 5.7in
Power Method	Mains
Cable Spec	UL E207696 2x18AWG, 300 V, 200°C VW-1
Cable Type/Length	Clear, 98.4in
Light Source	6W LED
Max Wattage	7.5W
Lumens	680
CRI	>90
Colour Temperature	2700K
Dimmability	Mains Dimmable, Leading & Trailing Edge
Voltage	100-120V
Environment	Indoor
Spares	LEDRING11T; LEDDRIVER01UL
Certification/Electrical Class	T24



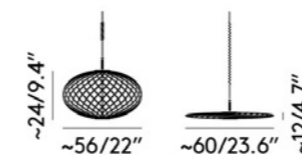
SPRING PENDANT SMALL LED



Spring features pliant ribbons of stainless steel, arranged like a whisk around a custom-made dimmable Tom Dixon LED module. Like a spring, the semi-transparent shape can be adjusted to a variety of silhouettes - from a flat spirograph, to a flying saucer, and on to a fuller pumpkin shape. The nature of the spiral design allows the voluminous shades to be easily flat packed for transportation.

BRASS	
Code	SPP04BUL
Shade Material	Stainless Steel
Shade Colour/Finish	Brass, Brushed
Fitting Material	Steel
Fitting Colour/Finish	Black, Matte
Service Offer	Quick Ship

Year of Design	2018
Product Weight	3.30 lb
Finishing Process	PVD, Anodised
Surface Mount Shape/Diameter	Cone, 5.1in
Power Method	Mains
Cable Spec	SVT, 2x18AWG, 300 V, 105°C
Cable Type/Length	Black Fabric, 98.4in
Light Source	6W LED
Max Wattage	9W
Lumens	800
CRI	>90
Colour Temperature	3000K
Dimmability	Mains Dimmable, Leading & Trailing Edge
Voltage	100-120V
Environment	Indoor
Spares	LEDRING01T; LEDDRIVER01UL
Certification/Electrical Class	T24



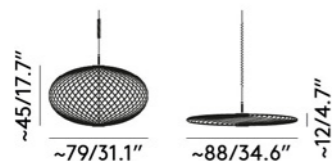
SPRING PENDANT MEDIUM LED



Spring features pliant ribbons of stainless steel, arranged like a whisk around a custom-made dimmable Tom Dixon LED module. Like a spring, the semi-transparent shape can be adjusted to a variety of silhouettes - from a flat spirograph, to a flying saucer, and on to a fuller pumpkin shape. The nature of the spiral design allows the voluminous shades to be easily flat packed for transportation.

BRASS	
Code	SPP05BUL
Shade Material	Stainless Steel
Shade Colour/Finish	Brass, Brushed
Fitting Material	Steel
Fitting Colour/Finish	Black, Matte
Service Offer	Quick Ship

Year of Design	2018
Product Weight	5.50 lb
Finishing Process	PVD, Anodised
Surface Mount Shape/Diameter	Cone, 6.3in
Power Method	Mains
Cable Spec	SVT, 2x18AWG, 300 V, 105°C
Cable Type/Length	Black Fabric, 98.4in
Light Source	6W LED
Max Wattage	9W
Lumens	800
CRI	>90
Colour Temperature	3000K
Dimmability	Mains Dimmable, Leading & Trailing Edge
Voltage	100-120V
Environment	Indoor
Spares	LEDRING01T; LEDDRIVER01UL
Certification/Electrical Class	T24



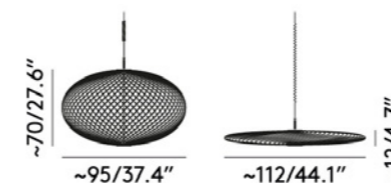
SPRING PENDANT LARGE LED



Spring features pliant ribbons of stainless steel, arranged like a whisk around a custom-made dimmable Tom Dixon LED module. Like a spring, the semi-transparent shape can be adjusted to a variety of silhouettes - from a flat spirograph, to a flying saucer, and on to a fuller pumpkin shape. The nature of the spiral design allows the voluminous shades to be easily flat packed for transportation.

BRASS	
Code	SPP06BUL
Shade Material	Stainless Steel
Shade Colour/Finish	Brass, Brushed
Fitting Material	Steel
Fitting Colour/Finish	Black, Matte
Service Offer	Quick Ship

Year of Design	2018
Product Weight	8.50 lb
Finishing Process	PVD, Anodised
Surface Mount Shape/Diameter	Cone, 7.5in
Power Method	Mains
Cable Spec	SVT, 2x18AWG, 300 V, 105°C
Cable Type/Length	Black Fabric, 98.4in
Light Source	6W LED
Max Wattage	9W
Lumens	800
CRI	>90
Colour Temperature	3000K
Dimmability	Mains Dimmable, Leading & Trailing Edge
Voltage	100-120V
Environment	Indoor
Spares	LEDRING01T; LEDDRIVER01UL
Certification/Electrical Class	T24



STONE PENDANT LED



ON



OFF

Stone is inspired by the materiality of the same marble used to build the Taj Mahal. The hard, semi-precious stone bears a unique fingerprint – tactile, heavy and long-lasting. Stone lighting features a solid outer marble ring that appears to be floating around the light source to give out a soft halo effect.

GOLD	
Code	STP03WUL
Shade Material	Marble, Steel
Shade Colour/Finish	White, Gold, Polished
Fitting Material	Steel
Fitting Colour/Finish	Gold, Polished
Service Offer	Quick Ship

Year of Design	2020
Product Weight	4.40 lb
Finishing Process	Polished, Plated
Surface Mount Shape/Diameter	Dome, 4.5in
Power Method	Mains
Cable Spec	SVT, 2x18AWG, 300 V, 105°C
Cable Type/Length	Black Fabric, 98.4in
Light Source	6W LED
Max Wattage	9W
Lumens	360
CRI	>90
Colour Temperature	3000K
Dimmability	Mains Dimmable, Leading & Trailing Edge
Voltage	100-120V
Environment	Indoor
Spares	LEDRING01Y; LEDDRIVER01UL
Certification/Electrical Class	T24



VOID PENDANT MINI LED



Inspired by vacuum flasks, Void is made from pure metals pressed, spun and brazed into a complex double-walled shade. Void is the result of a challenge to create a luminous pendant that mysteriously conceals its light source. A small but powerful upgraded LED module deep inside the lamp creates a soft but directional light beam, while the exterior is polished to a highly reflective finish.

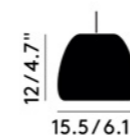
STAINLESS STEEL	
Code	VOS02S-PUSM5
Shade Code	VOS02S
Shade Material	Steel
Shade Colour/Finish	Steel, Polished
Fitting Code	LEDP15BKUL
Fitting Material	Steel
Fitting Colour/Finish	Black, Matte
Service Offer	Quick Ship

Year of Design	2010
Product Weight	2.50 lb
Finishing Process	Spun, Polished, Lacquered
Surface Mount Shape/Diameter	Cone, 4.8in
Power Method	Mains
Cable Spec	SVT, 2x18AWG, 300 V, 105°C
Cable Type/Length	Black Fabric, 98.4in
Light Source	6W LED
Max Wattage	9W
Lumens	800
CRI	>90
Colour Temperature	3000K
Dimmability	Mains Dimmable, Leading & Trailing Edge
Voltage	100-120V
Environment	Indoor
Certification/Electrical Class	T24
Spares	LEDDISC01; LEDDRIVER01UL
Certification/Electrical Class	T24



BRASS	
Code	VOS02B-PUSM5
Shade Code	VOS02B
Shade Material	Brass
Shade Colour/Finish	Brass, Polished
Fitting Code	LEDP15BKUL
Fitting Material	Steel
Fitting Colour/Finish	Black, Matte
Service Offer	Quick Ship

COPPER	
Code	VOS02C-PUSM5
Shade Code	VOS02C
Shade Material	Copper
Shade Colour/Finish	Copper, Polished
Fitting Code	LEDP15BKUL
Fitting Material	Steel
Fitting Colour/Finish	Black, Matte
Service Offer	Quick Ship



VOID PENDANT LED



Inspired by vacuum flasks, Void is made from pure metals pressed, spun and brazed into a complex double-walled shade. Void is the result of a challenge to create a luminous pendant that mysteriously conceals its light source. A small but powerful upgraded LED module deep inside the lamp creates a soft but directional light beam, while the exterior is polished to a highly reflective finish.

Year of Design	2009
Product Weight	5.10 lb
Finishing Process	Spun, Polished, Lacquered
Surface Mount Shape/Diameter	Cone, 4.8in
Power Method	Mains
Cable Spec	SVT, 2x18AWG, 300 V, 105°C
Cable Type/Length	Black Fabric, 98.4in
Light Source	6W LED
Max Wattage	9W
Lumens	800
CRI	>90
Colour Temperature	3000K
Dimmability	Mains Dimmable, Leading & Trailing Edge
Voltage	100-120V
Environment	Indoor
Spares	LEDDISC01; LEDDRIVER01UL
Certification/Electrical Class	T24



STAINLESS STEEL

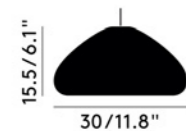
Code	VOS01S-PUSM5
Shade Code	VOS01S
Shade Material	Steel
Shade Colour/Finish	Steel, Polished
Fitting Code	LEDP15BKUL
Fitting Material	Steel
Fitting Colour/Finish	Black, Matte
Service Offer	Quick Ship

BRASS

Code	VOS01B-PUSM5
Shade Code	VOS01B
Shade Material	Brass
Shade Colour/Finish	Brass, Polished
Fitting Code	LEDP15BKUL
Fitting Material	Steel
Fitting Colour/Finish	Black, Matte
Service Offer	Quick Ship

COPPER

Code	VOS01C-PUSM5
Shade Code	VOS01C
Shade Material	Copper
Shade Colour/Finish	Copper, Polished
Fitting Code	LEDP15BKUL
Fitting Material	Steel
Fitting Colour/Finish	Black, Matte
Service Offer	Quick Ship





SURFACE & WALL



MELT SURFACE MINI LED



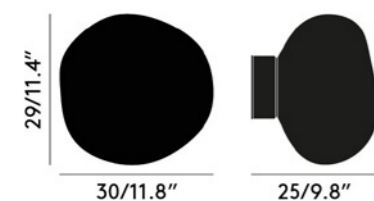
Melt is evocative of molten glass, the interior of a melting glacier or images of deep space. An imperfect, organic and naturalistic light that produces a mesmerizing hot-blown glass effect. Melt is created through a process of blow moulding and vacuum metallisation to achieve melted orbs with abundant and unusual luminosity that reflects and enhances its environment.

Year of Design	2018
Product Weight	2.20 lb
Finishing Process	Semi-Metallised, Plated
Surface Mount Shape/Diameter	Cylinder, 4.8in
Power Method	Mains
Light Source	6W LED
Max Wattage	9W
Lumens	800
CRI	>90
Colour Temperature	3000K
Dimmability	Mains Dimmable, Leading & Trailing Edge
Voltage	100-120V
Environment	Indoor
Spares	LEDRING01Y; LEDDRIVER01UL
Certification/Electrical Class	T24



SILVER	
Code	MESS04CH-WUSM2
Shade Code	MES04CH
Shade Material	Polycarbonate
Shade Colour/Finish	Silver, Mirrored
Fitting Code	LEDS04CHUL
Fitting Material	Steel
Fitting Colour/Finish	Silver, Polished
Service Offer	Quick Ship

GOLD	
Code	MESS04GO-WUSM2
Shade Code	MES04GO
Shade Material	Polycarbonate
Shade Colour/Finish	Gold, Mirrored
Fitting Code	LEDS04GOUL
Fitting Material	Steel
Fitting Colour/Finish	Gold, Polished
Service Offer	Quick Ship



MELT SURFACE MINI LED




Melt is evocative of molten glass, the interior of a melting glacier or images of deep space. An imperfect, organic and naturalistic light that produces a mesmerizing hot-blown glass effect. Melt is created through a process of blow moulding and vacuum metallisation to achieve melted orbs with abundant and unusual luminosity that reflects and enhances its environment.

Year of Design	2018
Product Weight	2.20 lb
Finishing Process	Semi-Metallised, Plated
Surface Mount Shape/Diameter	Cylinder, 4.8in
Power Method	Mains
Light Source	6W LED
Max Wattage	9W
Lumens	800
CRI	>90
Colour Temperature	3000K
Dimmability	Mains Dimmable, Leading & Trailing Edge
Voltage	100-120V
Environment	Indoor
Spares	LEDRING01Y; LEDDRIVER01UL
Certification/Electrical Class	T24



COPPER	
Code	MESS04CO-WUSM2
Shade Code	MES04CO
Shade Material	Polycarbonate
Shade Colour/Finish	Copper, Mirrored
Fitting Code	LEDS04COUL
Fitting Material	Steel
Fitting Colour/Finish	Copper, Polished
Service Offer	Quick Ship

SMOKE	
Code	MESS04SM-WUSM2
Shade Code	MES04SM
Shade Material	Polycarbonate
Shade Colour/Finish	Smoke, Mirrored
Fitting Code	LEDS04CHUL
Fitting Material	Steel
Fitting Colour/Finish	Silver, Polished
Service Offer	Quick Ship



MELT SURFACE MINI LED



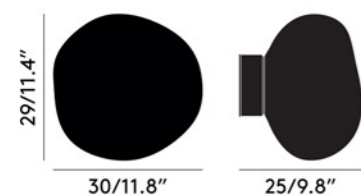
Melt is a beautifully distorted surface light now available in a new tinted white opalescent finish. By retaining Melt's organic form, we have created an opal version, which boosts its luminosity. To complement our range of metallic shades, we've introduced Opal as an alternative finish for interiors that have a more monochromatic style. Semi translucent, it maintains an ethereal ghostliness in the daylight and at night forms a perfectly illuminated orb

Year of Design	2018
Product Weight	2.20 lb
Finishing Process	Tinted, Plated
Surface Mount Shape/Diameter	Cylinder, 4.8in
Power Method	Mains
Light Source	6W LED
Max Wattage	9W
Lumens	800
CRI	>90
Colour Temperature	3000K standard (2700K accessory available)
Dimmability	Mains Dimmable, Leading & Trailing Edge
Voltage	100-120V
Environment	Indoor
Spares	LEDRING01Y or LEDRING11Y; LEDDRIVER01UL
Certification/Electrical Class	T24



OPALESCENT, GOLD	
Code	MESS04OPG-WUSM2
Shade Code	MES04OP
Shade Material	Polycarbonate
Shade Colour/Finish	Opalescent, Tinted
Fitting Code	LEDS04GOUL
Fitting Material	Steel
Fitting Colour/Finish	Gold, Polished
Service Offer	Quick Ship

OPALESCENT, SILVER	
Code	MESS04OP-WUSM2
Shade Code	MES04OP
Shade Material	Polycarbonate
Shade Colour/Finish	Opalescent, Tinted
Fitting Code	LEDS04CHUL
Fitting Material	Steel
Fitting Colour/Finish	Silver, Polished
Service Offer	Quick Ship



MELT SURFACE LED



Melt is evocative of molten glass, the interior of a melting glacier or images of deep space. An imperfect, organic and naturalistic light that produces a mesmerizing hot-blown glass effect. Melt is created through a process of blow moulding and vacuum metallisation to achieve melted orbs with abundant and unusual luminosity that reflects and enhances its environment.

Year of Design	2016
Product Weight	4.40 lb
Finishing Process	Semi-Metallised, Plated
Surface Mount Shape/Diameter	Cylinder, 7.8in
Power Method	Mains
Light Source	6W LED
Max Wattage	9W
Lumens	800
CRI	>90
Colour Temperature	3000K
Dimmability	Mains Dimmable, Leading & Trailing Edge
Voltage	100-120V
Environment	Indoor
Spares	LEDRING01Y; LEDDRIVER01UL
Certification/Electrical Class	T24



SILVER	
Code	MESS03CH-WUSM2
Shade Code	MES03CH
Shade Material	Polycarbonate
Shade Colour/Finish	Silver, Mirrored
Fitting Code	LEDS05CHUL
Fitting Material	Steel
Fitting Colour/Finish	Silver, Polished
Service Offer	Quick Ship

GOLD	
Code	MESS03GO-WUSM2
Shade Code	MES03GO
Shade Material	Polycarbonate
Shade Colour/Finish	Gold, Mirrored
Fitting Code	LEDS05GOUL
Fitting Material	Steel
Fitting Colour/Finish	Gold, Polished
Service Offer	Quick Ship



MELT SURFACE LED



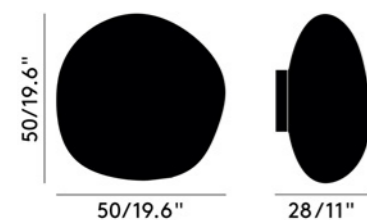
Melt is evocative of molten glass, the interior of a melting glacier or images of deep space. An imperfect, organic and naturalistic light that produces a mesmerizing hot-blown glass effect. Melt is created through a process of blow moulding and vacuum metallisation to achieve melted orbs with abundant and unusual luminosity that reflects and enhances its environment.

Year of Design	2016
Product Weight	4.40 lb
Finishing Process	Semi-Metallised, Plated
Surface Mount Shape/Diameter	Cylinder, 6.5in
Power Method	Mains
Light Source	6W LED
Max Wattage	9W
Lumens	800
CRI	>90
Colour Temperature	3000K
Dimmability	Mains Dimmable, Leading & Trailing Edge
Voltage	100-120V
Environment	Indoor
Spares	LEDRING01Y; LEDDRIVER01UL
Certification/Electrical Class	T24



COPPER	
Code	MESS03CO-WUSM2
Shade Code	MES03CO
Shade Material	Polycarbonate
Shade Colour/Finish	Copper, Mirrored
Fitting Code	LEDS05COUL
Fitting Material	Steel
Fitting Colour/Finish	Copper, Polished
Service Offer	Quick Ship

SMOKE	
Code	MESS03SM-WUSM2
Shade Code	MES03SM
Shade Material	Polycarbonate
Shade Colour/Finish	Smoke, Mirrored
Fitting Code	LEDS05CHUL
Fitting Material	Steel
Fitting Colour/Finish	Silver, Polished
Service Offer	Quick Ship



MELT SURFACE LED



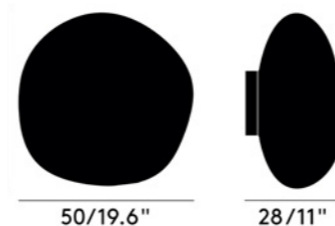
Melt is a beautifully distorted surface light now available in a new tinted white opalescent finish. By retaining Melt's organic form, we have created an opal version, which boosts its luminosity. To complement our range of metallic shades, we've introduced Opal as an alternative finish for interiors that have a more monochromatic style. Semi translucent, it maintains an ethereal ghostliness in the daylight and at night forms a perfectly illuminated orb

Year of Design	2016
Product Weight	4.40 lb
Finishing Process	Tinted, Plated
Surface Mount Shape/Diameter	Cylinder, 7.8in
Power Method	Mains
Light Source	6W LED
Max Wattage	9W
Lumens	800
CRI	>90
Colour Temperature	3000K standard (2700K accessory available)
Dimmability	Mains Dimmable, Leading & Trailing Edge
Voltage	100-120V
Environment	Indoor
Spares	LEDRING01Y or LEDRING11Y; LEDDRIVER01UL
Certification/Electrical Class	T24



OPALESCENT, GOLD	
Code	MESS03OPG-WUSM2
Shade Code	MES03OP
Shade Material	Polycarbonate
Shade Colour/Finish	Opalescent, Tinted
Fitting Code	LEDS05GOUL
Fitting Material	Steel
Fitting Colour/Finish	Gold, Polished
Service Offer	Quick Ship

OPALESCENT, SILVER	
Code	MESS03OP-WUSM2
Shade Code	MES03OP
Shade Material	Polycarbonate
Shade Colour/Finish	Opalescent, Tinted
Fitting Code	LEDS05CHUL
Fitting Material	Steel
Fitting Colour/Finish	Silver, Polished
Service Offer	Quick Ship



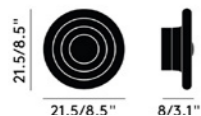
PRESS SURFACE MINI LED




Press is a series of lights made from the thickest and most transparent glass with a satisfyingly rounded linear surface detail. The ribbed glass creates diffusion of the light source and projects linear and stripy patterns. Press Mini is a new surface light which is more compact in size, lighter in weight and designed to be clustered in multiples and paired with the larger surface light. The metal dome cap can be interchanged depending on the customer's colour preference - silver, gold and black caps are sold with the surface lights.

CLEAR	
Code	PRS11CLUL
Shade Material	Glass
Shade Colour/Finish	Clear, Gloss
Fitting Material	Steel
Fitting Colour/Finish	Silver, Polished
Service Offer	Quick Ship

Year of Design	2022
Product Weight	6.20 lb
Finishing Process	Pressed
Surface Mount Shape/Diameter	Cylinder, 4.7in
Power Method	Mains
Light Source	6W LED
Max Wattage	7.5W
Lumens	500
CRI	>90
Colour Temperature	2700K
Dimmability	Mains Dimmable, Leading & Trailing Edge
Voltage	100-120V
Environment	Indoor, Outdoor, Damp
Spares	LEDRING11T; LEDDRIVER01UL
Certification/Electrical Class	T24



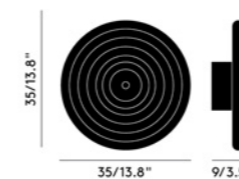
PRESS SURFACE LARGE LED



Press is a series of lights made from the thickest and most transparent glass with a satisfyingly rounded linear surface detail. The ribbed glass creates diffusion of the light source and projects linear and stripy patterns. The metal dome cap can be interchanged depending on the customer's colour preference - silver, gold and black caps are sold with the surface lights.

CLEAR	
Code	PRS12CLUL
Shade Material	Glass
Shade Colour/Finish	Clear, Gloss
Fitting Material	Steel
Fitting Colour/Finish	Silver, Polished
Service Offer	Quick Ship

Year of Design	2020
Year of Re-Design	2022
Product Weight	10.10 lb
Finishing Process	Pressed
Surface Mount Shape/Diameter	Cylinder, 4.7in
Power Method	Mains
Light Source	6W LED
Max Wattage	7.5W
Lumens	500
CRI	>90
Colour Temperature	2700K
Dimmability	Mains Dimmable, Leading & Trailing Edge
Voltage	100-120V
Environment	Indoor, Outdoor, Damp
Spares	LEDRING11T; LEDDRIVER01UL
Certification/Electrical Class	T24



STONE WALL LED



ON



OFF

Stone is inspired by the materiality of the same marble used to build the Taj Mahal. The hard, semi-precious stone bears a unique fingerprint – tactile, heavy and long-lasting. Stone lighting features a solid outer marble ring that appears to be floating around the light source to give out a soft halo effect.

GOLD	
Code	STW03UL
Shade Material	Marble, Glass, Steel
Shade Colour/Finish	White, Gold, Clear, Polished
Fitting Material	Marble
Fitting Colour/Finish	White, Matte
Service Offer	Quick Ship

Year of Design	2020
Product Weight	4.50 lb
Finishing Process	Polished, Plated
Surface Mount Shape/Diameter	Cylinder, 4in
Power Method	Mains
Light Source	6W LED
Max Wattage	9W
Lumens	360
CRI	>90
Colour Temperature	3000K
Dimmability	Mains Dimmable, Leading & Trailing Edge
Voltage	100-120V
Environment	Indoor
Spares	LEDRING01Y; LEDDRIVER01UL
Certification/Electrical Class	T24





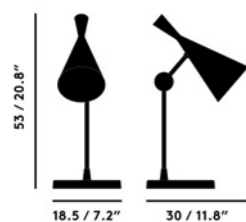
FLOOR & TABLE

BEAT TABLE LED



Bearing the mark of its maker, Beat is a celebration of the handmade. Inspired by the sculptural simplicity of traditional Indian water vessels, Beat is a family of hand-spun, welded and beaten lights with shades that retain hammer marks from their forming. Crafted by artisans in Northern India, the creation of Beat is part of an ancient process that takes four days to complete.

Year of Design	2013
Year of Re-Design	2024
Product Weight	9.50 lb
Finishing Process	Hand Beaten, Painted, Lacquered
Power Method	Mains
Cable Spec	UL E348531 2x0,75mm2, 300V, 80°C
Cable Type/Length	Black Fabric, 98.4in
Light Source	6W LED
Max Wattage	9W
Lumens	800
CRI	>90
Colour Temperature	3000K
Dimmability	Inline Dimmable
Voltage	100-240V
Environment	Indoor
Spares	LEDRING02A; LEDTC01UN
Certification/Electrical Class	Certified for NZ/AUS

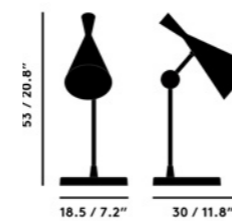


UNBEATEN TABLE LED



The Beat lights marked one of our earliest successes, featuring hand-hammered brass and an unexpected blend of craft detailing. Fast forward 20 years, and despite their enduring popularity, they have become one of the most widely imitated products. Determined to combat these imitations, we embarked on a novel initiative. Introducing Unbeaten, made by skilled artisans in the same factory in India as our much-loved Beat collection, using premium recycled aluminium.

Year of Design	2024
Product Weight	7.60 lb
Finishing Process	Hand Spun, Hand Brushed, Lacquered
Power Method	Mains
Cable Spec	UL E348531 2x0,75mm2, 300V, 80°C
Cable Type/Length	Black Fabric, 98.4in
Light Source	6W LED
Max Wattage	9W
Lumens	800
CRI	>90
Colour Temperature	3000K
Dimmability	Inline Dimmable
Voltage	100-240V
Environment	Indoor
Spares	LEDRING02A; LEDTC01UN
Certification/Electrical Class	Certified for NZ/AUS



BLACK	
Code	BLT11BK-TUN01M1
Shade Code	BLT11BK
Shade Material	Brass
Shade Colour/Finish	Black, Matte
Fitting Code	LEDTC01UN
Base Code	BLT11BK
Base Material	Cast Iron
Base Colour/Finish	Black, Matte
Service Offer	New

BRASS	
Code	BLT11BR-TUN01M1
Shade Code	BLT11BR
Shade Material	Brass
Shade Colour/Finish	Brass, Brushed
Fitting Code	LEDTC01UN
Base Code	BLT11BR
Base Material	Cast Iron
Base Colour/Finish	Black, Matte
Service Offer	New

ALUMINIUM	
Code	BLT11AL-TUN01M1
Shade Code	BLT11AL
Shade Material	Aluminium
Shade Colour/Finish	Aluminium, Brushed
Fitting Code	LEDTC01UN
Base Code	BLT11AL
Base Material	Cast Iron
Base Colour/Finish	Black, Matte
Service Offer	New

BEAT FLOOR LED



Bearing the mark of its maker, Beat is a celebration of the handmade. Inspired by the sculptural simplicity of traditional Indian water vessels, Beat is a family of hand-spun, welded and beaten lights with shades that retain hammer marks from their forming. Crafted by artisans in Northern India, the creation of Beat is part of an ancient process that takes four days to complete.

Year of Design	2013
Year of Re-Design	2024
Product Weight	30.60 lb
Finishing Process	Hand Beaten, Painted, Lacquered
Power Method	Mains
Cable Spec	UL E348531 2x0,75mm2, 300V, 80°C
Cable Type/Length	Black Fabric, 98.4in
Light Source	6W LED
Max Wattage	7.5W
Lumens	800
CRI	>90
Colour Temperature	3000K
Dimmability	Inline Dimmable
Voltage	100-240V
Environment	Indoor
Spares	LEDRING02A; LEDFC01UN
Certification/Electrical Class	Certified for NZ/AUS



35/13.8" 59/23.2"

UNBEATEN FLOOR LED



The Beat lights marked one of our earliest successes, featuring hand-hammered brass and an unexpected blend of craft detailing. Fast forward 20 years, and despite their enduring popularity, they have become one of the most widely imitated products. Determined to combat these imitations, we embarked on a novel initiative. Introducing Unbeaten, made by skilled artisans in the same factory in India as our much-loved Beat collection, using premium recycled aluminium.

Year of Design	2024
Product Weight	26.50 lb
Finishing Process	Hand Spun, Hand Brushed, Lacquered
Power Method	Mains
Cable Spec	UL E348531 2x0,75mm2, 300V, 80°C
Cable Type/Length	Black Fabric, 98.4in
Light Source	6W LED
Max Wattage	7.5W
Lumens	800
CRI	>90
Colour Temperature	3000K
Dimmability	Inline Dimmable
Voltage	100-240V
Environment	Indoor
Spares	LEDRING02A; LEDFC01UN
Certification/Electrical Class	Certified for NZ/AUS



35/13.8" 59/23.2"

BLACK	
Code	BLF11BK-FUN01M1
Shade Code	BLF11BK
Shade Material	Brass
Shade Colour/Finish	Black, Matte
Fitting Code	LEDFC01UN
Base Code	BLF11BK
Base Material	Cast Iron
Base Colour/Finish	Black, Matte
Service Offer	New

BRASS	
Code	BLF11BR-FUN01M1
Shade Code	BLF11BR
Shade Material	Brass
Shade Colour/Finish	Brass, Brushed
Fitting Code	LEDFC01UN
Base Code	BLF11BR
Base Material	Cast Iron
Base Colour/Finish	Black, Matte
Service Offer	New

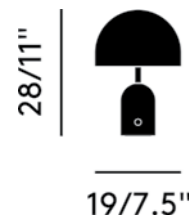
ALUMINIUM	
Code	BLF11AL-FUN01M1
Shade Code	BLF11AL
Shade Material	Aluminium
Shade Colour/Finish	Aluminium, Brushed
Fitting Code	LEDFC01UN
Base Code	BLF11AL
Base Material	Cast Iron
Base Colour/Finish	Black, Matte
Service Offer	New

BELL PORTABLE LED



Taking its name from a classic dome shape, Bell is an exercise in reductionism. We're known for our metallics, so this season we're broadening our palette to include some fresh new colours, such as indigo blue and moss green, which work well in any environment. Bell Portable has a battery life of up to 9 hours.

Year of Design	2021
Product Weight	3.00 lb
Finishing Process	Gloss Painted
Power Method	Rechargeable
Number of Ports	1
Battery Operating Time	Approx 6-9 hours
Battery Charging Time	5 hours
Cable Spec	AWM 2464 22AWG VW-1 1A 80 °C 300V
Cable Type/Length	USB-A to Magnetic, 78.7in
Light Source	3W LED
Max Wattage	3W
Lumens	160
CRI	>90
Colour Temperature	3000K
Dimmability	Touch Dimmable
Voltage	5V
Environment	Indoor IP44, Damp
Spares	LEDPB02; POBAT01; POMC01
Certification/Electrical Class	Certified for NZ/AUS

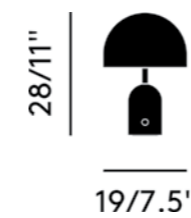


BELL PORTABLE LED



Taking its name from a classic dome shape, Bell is an exercise in reductionism. We're known for our metallics, so this season we're broadening our palette to include neutral colours, such as taupe, grey and white which work well in any environment. Standing out from the lot and injecting a pop of colour is the new fluoro finish. Bell Portable has a battery life of up to 9 hours.

Year of Design	2021
Product Weight	3.00 lb
Finishing Process	Gloss Painted
Power Method	Rechargeable
Number of Ports	1
Battery Operating Time	Approx 6-9 hours
Battery Charging Time	5 hours
Cable Spec	AWM 2464 22AWG VW-1 1A 80 °C 300V
Cable Type/Length	USB-A to Magnetic, 78.7in
Light Source	3W LED
Max Wattage	3W
Lumens	160
CRI	>90
Colour Temperature	3000K
Dimmability	Touch Dimmable
Voltage	5V
Environment	Indoor IP44, Damp
Spares	LEDPB02; POBAT01; POMC01
Certification/Electrical Class	Certified for NZ/AUS



MOSS	
Code	BEPO01MOUN
Shade Material	ABS plastic
Shade Colour/Finish	Moss, Gloss
Base Material	ABS plastic
Base Colour/Finish	Moss, Gloss
Service Offer	New

INDIGO	
Code	BEPO01INUN
Shade Material	ABS plastic
Shade Colour/Finish	Indigo, Gloss
Base Material	ABS plastic
Base Colour/Finish	Indigo, Gloss
Service Offer	NEW

PUTTY	
Code	BEPO01GRUN
Shade Material	ABS plastic
Shade Colour/Finish	Putty, Gloss
Base Material	ABS plastic
Base Colour/Finish	Putty, Gloss
Service Offer	Quick Ship

WHITE	
Code	BEPO01WHUN
Shade Material	ABS plastic
Shade Colour/Finish	White, Gloss
Base Material	ABS plastic
Base Colour/Finish	White, Gloss
Service Offer	Quick Ship

BELL PORTABLE LED



Taking its name from a classic dome shape, Bell is an exercise in reductionism. We're known for our metallics, so this season we're broadening our palette to include neutral colours, such as taupe, grey and white which work well in any environment. Standing out from the lot and injecting a pop of colour is the new fluoro finish. Bell Portable has a battery life of up to 9 hours.

Year of Design	2021
Product Weight	3.00 lb
Finishing Process	Gloss Painted
Power Method	Rechargeable
Number of Ports	1
Battery Operating Time	Approx 6-9 hours
Battery Charging Time	5 hours
Cable Spec	AWM 2464 22AWG VW-1 1A 80 °C 300V
Cable Type/Length	USB-A to Magnetic, 78.7in
Light Source	3W LED
Max Wattage	3W
Lumens	160
CRI	>90
Colour Temperature	3000K
Dimmability	Touch Dimmable
Voltage	5V
Environment	Indoor IP44, Damp
Spares	LEDPB02; POBAT01; POMC01
Certification/Electrical Class	Certified for NZ/AUS

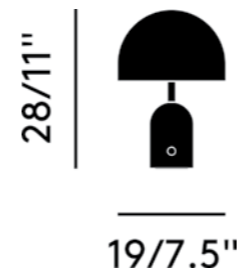


BELL PORTABLE LED



Taking its name from a classic dome shape, Bell is an exercise in reductionism. The hyper-polished surface allows Bell to take on the tone and characteristics of its surroundings while a concealed diffuser produces its soft lighting. Bell Portable LED offers up to 9 hours of battery life.

Year of Design	2021
Product Weight	3.00 lb
Finishing Process	Gloss Painted, Plated
Power Method	Rechargeable
Number of Ports	1
Battery Operating Time	Approx 6-9 hours
Battery Charging Time	5 hours
Cable Spec	AWM 2464 24AWG VW-1 1A 80°C 300V
Cable Type/Length	USB-A to Magnetic, 78.7in
Light Source	3W LED
Max Wattage	3W
Lumens	160
CRI	>90
Colour Temperature	3000K
Dimmability	Touch Dimmable
Voltage	5V
Environment	Indoor IP44, Damp
Spares	LEDPB02; POBAT01; POMC01
Certification/Electrical Class	Certified for NZ/AUS



FLUORO	
Code	BEPO01FLUN
Shade Material	ABS plastic
Shade Colour/Finish	Fluoro, Gloss
Base Material	ABS plastic
Base Colour/Finish	Fluoro, Gloss
Service Offer	Quick Ship

TAUPE	
Code	BEPO01MUUN
Shade Material	ABS plastic
Shade Colour/Finish	Taupe, Gloss
Base Material	ABS plastic
Base Colour/Finish	Taupe, Gloss
Service Offer	Quick Ship

BLACK	
Code	BEPO01BLUN
Shade Material	ABS plastic
Shade Colour/Finish	Black, Gloss
Base Material	ABS plastic
Base Colour/Finish	Black, Gloss
Service Offer	Quick Ship

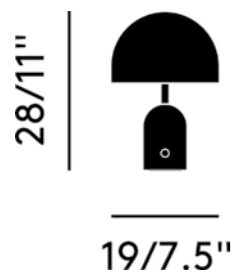
SILVER	
Code	BEPO01SSUN
Shade Material	ABS plastic
Shade Colour/Finish	Silver, Mirrored
Base Material	ABS plastic
Base Colour/Finish	Silver, Polished
Service Offer	Quick Ship

BELL PORTABLE LED



Taking its name from a classic dome shape, Bell is an exercise in reductionism. The hyper-polished surface allows Bell to take on the tone and characteristics of its surroundings while a concealed diffuser produces its soft lighting. Bell Portable LED offers up to 9 hours of battery life.

Year of Design	2021
Product Weight	3.00 lb
Finishing Process	Plated, PVD
Power Method	Rechargeable
Number of Ports	1
Battery Operating Time	Approx 6-9 hours
Battery Charging Time	5 hours
Cable Spec	AWM 2464 24AWG VW-1 1A 80°C 300V
Cable Type/Length	USB-A to Magnetic, 78.7in
Light Source	3W LED
Max Wattage	3W
Lumens	160
CRI	>90
Colour Temperature	3000K
Dimmability	Touch Dimmable
Voltage	5V
Environment	Indoor IP44, Damp
Spares	LEDPB02; POBAT01; POMC01
Certification/Electrical Class	Certified for NZ/AUS



GOLD	
Code	BEPO01GOUN
Shade Material	ABS plastic
Shade Colour/Finish	Gold, Mirrored
Base Material	ABS plastic
Base Colour/Finish	Gold, Polished
Service Offer	Quick Ship

COPPER	
Code	BEPO01COUN
Shade Material	ABS plastic
Shade Colour/Finish	Copper, Mirrored
Base Material	ABS plastic
Base Colour/Finish	Copper, Polished
Service Offer	Quick Ship

MELT PORTABLE LARGE LED



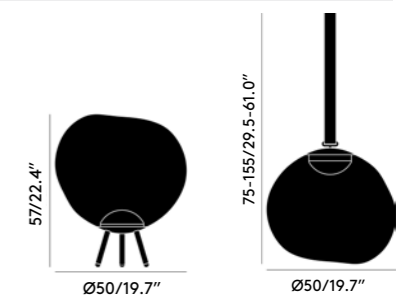
Melt is evocative of molten glass, the interior of a melting glacier or images of deep space. An imperfect, organic and naturalistic light that produces a mesmerizing hot-blown glass effect. Introducing a new standard fitting to the series, which works across our large polycarbonate shades creating a dramatic portable light that can be used both indoors and outdoors. Designed with a tripod base, Melt Portable Floor also comes with an easy hanging strap, giving you the option to suspend from a tree, pergola or a setting of your choice.

Year of Design	2024
Product Weight	6.40 lb
Finishing Process	Semi-Metallised, Painted
Surface Mount Shape/Diameter	Belt strap, L39.37 x W1.97in
Power Method	Rechargeable
Number of Ports	1
Battery Operating Time	Approx 6-8 hours
Battery Charging Time	5 hours
Cable Spec	AWM 2464 22AWG VW-1 1A 80 °C 300V
Cable Type/Length	USB-A to USB-C, 78.7in
Light Source	4.5W LED
Max Wattage	4.5W
Lumens	500
CRI	>90
Colour Temperature	3000K
Dimmability	Button Dimmable
Voltage	5V
Environment	Indoor IP44, Damp
Spares	LEDPB04; POBAT02
Certification/Electrical Class	Certified for NZ/AUS



SILVER/BLACK	
Code	MESP01CH-PHUN01M1
Shade Code	MES01CH
Shade Material	Polycarbonate
Shade Colour/Finish	Silver, Mirrored
Fitting Code	LEDPH01BKUN
Strap Material	Nylon
Strap Colour/Finish	Black, Woven
Base Material	Polycarbonate, Mild Steel, Aluminium
Base Colour/Finish	Black, Gloss
Service Offer	New

GOLD/BLACK	
Code	MESP01GO-PHUN01M1
Shade Code	MES01G
Shade Material	Polycarbonate
Shade Colour/Finish	Gold, Mirrored
Fitting Code	LEDPH01BKUN
Fitting Material	Nylon
Fitting Colour/Finish	Black, Woven
Base Material	Polycarbonate, Mild Steel, Aluminium
Base Colour/Finish	Black, Gloss
Service Offer	NEW



MELT PORTABLE LARGE LED

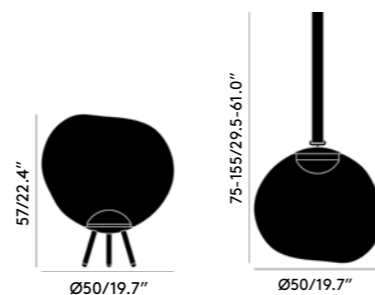


Melt is evocative of molten glass, the interior of a melting glacier or images of deep space. An imperfect, organic and naturalistic light that produces a mesmerizing hot-blown glass effect. Introducing a new standard fitting to the series, which works across our large polycarbonate shades creating a dramatic portable light that can be used both indoors and outdoors. Designed with a tripod base, Melt Portable Floor also comes with an easy hanging strap, giving you the option to suspend from a tree, pergola or a setting of your choice.


COPPER/BLACK	
Code	MESP01CO-PHUN01M1
Shade Code	MES01CO
Shade Material	Polycarbonate
Shade Colour/Finish	Copper, Mirrored
Fitting Code	LEDPH01BKUN
Strap Material	Nylon
Strap Colour/Finish	Black, Woven
Base Material	Polycarbonate, Mild Steel, Aluminium
Base Colour/Finish	Black, Gloss
Service Offer	New

SMOKE/BLACK	
Code	MESP01SM-PHUN01M1
Shade Code	MES01SM
Shade Material	Polycarbonate
Shade Colour/Finish	Smoke, Mirrored
Fitting Code	LEDPH01BKUN
Fitting Material	Nylon
Fitting Colour/Finish	Black, Woven
Base Material	Polycarbonate, Mild Steel, Aluminium
Base Colour/Finish	Black, Gloss
Service Offer	NEW

Year of Design	2024
Product Weight	6.40 lb
Finishing Process	Semi-Metallised, Painted
Surface Mount Shape/Diameter	Belt strap, L39.37 x W1.97in
Power Method	Rechargeable
Number of Ports	1
Battery Operating Time	Approx 6-8 hours
Battery Charging Time	5 hours
Cable Spec	AWM 2464 22AWG VW-1 1A 80 °C 300V
Cable Type/Length	USB-A to USB-C, 78.7in
Light Source	4.5W LED
Max Wattage	4.5W
Lumens	500
CRI	>90
Colour Temperature	3000K
Dimmability	Button Dimmable
Voltage	5V
Environment	Indoor IP44, Damp
Spares	LEDPB04; POBAT02
Certification/Electrical Class	Certified for NZ/AUS



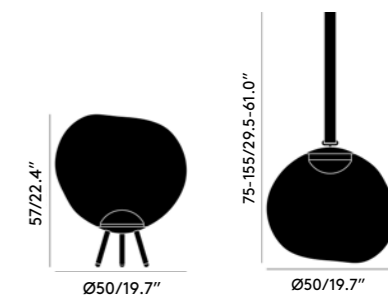
MELT PORTABLE LARGE LED



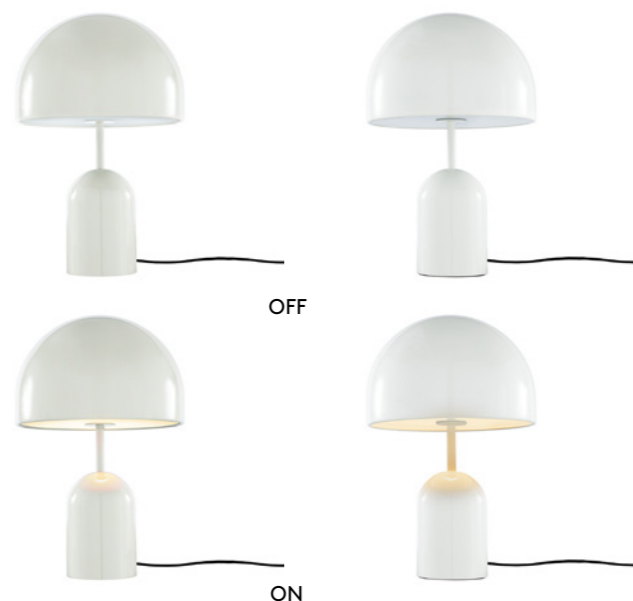
Melt is evocative of molten glass, the interior of a melting glacier or images of deep space. An imperfect, organic and naturalistic light that produces a mesmerizing hot-blown glass effect. Introducing a new standard fitting to the series, which works across our large polycarbonate shades creating a dramatic portable light that can be used both indoors and outdoors. Designed with a tripod base, Melt Portable Floor also comes with an easy hanging strap, giving you the option to suspend from a tree, pergola or a setting of your choice.

OPALESCENT/BLACK	
Code	MESP01OP-PHUN01M1
Shade Code	MES01OP
Shade Material	Polycarbonate
Shade Colour/Finish	Opalescent, Tinted
Fitting Code	LEDPH01BKUN
Strap Material	Nylon
Strap Colour/Finish	Black, Woven
Base Material	Polycarbonate, Mild Steel, Aluminium
Base Colour/Finish	Black, Gloss
Service Offer	New

Year of Design	2024
Product Weight	6.40 lb
Finishing Process	Tinted
Surface Mount Shape/Diameter	Belt strap, L39.37 x W1.97in
Power Method	Rechargeable
Number of Ports	1
Battery Operating Time	Approx 6-8 hours
Battery Charging Time	5 hours
Cable Spec	AWM 2464 22AWG VW-1 1A 80 °C 300V
Cable Type/Length	USB-A to USB-C, 78.7in
Light Source	4.5W LED
Max Wattage	4.5W
Lumens	500
CRI	>90
Colour Temperature	3000K
Dimmability	Button Dimmable
Voltage	5V
Environment	Indoor IP44, Damp
Spares	LEDPB04; POBAT02
Certification/Electrical Class	Certified for NZ/AUS



BELL TABLE LED



Taking its name from a classic dome shape, Bell is an exercise in reductionism. We're known for our metallics, so this season we're broadening our palette to include neutral colours, such as taupe, grey and white, which work well in any environment.

Year of Design	2012
Year of Re-Design	2022
Product Weight	6.60 lb
Finishing Process	Powder Coated
Power Method	Mains
Cable Spec	UL E348531 2x0,75mm2, 300V, 80°C
Cable Type/Length	Black Fabric, 98.4in
Light Source	2 x 6W LED
Max Wattage	15W
Lumens	800
CRI	>90
Colour Temperature	3000K
Dimmability	Inline Dimmable
Voltage	100-240V
Environment	Indoor
Spares	LEDRING02A; LEDTC01UN
Certification/Electrical Class	Certified for NZ/AUS




PUTTY	
Code	BET11GR-TUN01M1
Shade Code	BET11GR
Shade Material	Steel
Shade Colour/Finish	Putty, Gloss
Fitting Code	LEDTC01UN
Base Code	BET11GR
Base Material	Steel
Base Colour/Finish	Putty, Gloss
Service Offer	Quick Ship

WHITE	
Code	BET11WH-TUN01M1
Shade Code	BET11WH
Shade Material	Steel
Shade Colour/Finish	White, Gloss
Fitting Code	LEDTC01UN
Base Code	BET11WH
Base Material	Steel
Base Colour/Finish	White, Gloss
Service Offer	Quick Ship



BELL TABLE LED



Taking its name from a classic dome shape, Bell is an exercise in reductionism. We're known for our metallics, so this season we're broadening our palette to include neutral colours, such as taupe, grey and white, which work well in any environment. Standing out from the lot and injecting a pop of colour is the new Bell Table light in fluoro. Bell fluoro acts as a real exclamation mark in any interior.

Year of Design	2012
Year of Re-Design	2022
Product Weight	6.60 lb
Finishing Process	Painted, Powder Coated
Power Method	Mains
Cable Spec	UL E348531 2x0,75mm2, 300V, 80°C
Cable Type/Length	Black Fabric, 98.4in
Light Source	2 x 6W LED
Max Wattage	15W
Lumens	800
CRI	>90
Colour Temperature	3000K
Dimmability	Inline Dimmable
Voltage	100-240V
Environment	Indoor
Spares	LEDRING02A; LEDTC01UN
Certification/Electrical Class	Certified for NZ/AUS

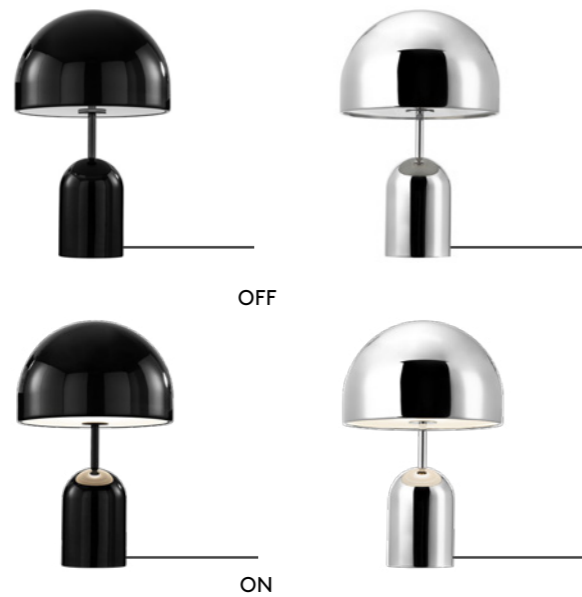


FLUORO	
Code	BET11FL-TUN01M1
Shade Code	BET11FL
Shade Material	Steel
Shade Colour/Finish	Fluoro, Gloss
Fitting Code	LEDTC01UN
Base Code	BET11FL
Base Material	Steel
Base Colour/Finish	Fluoro, Gloss
Service Offer	Quick Ship

TAUPE	
Code	BET11MU-TUN01M1
Shade Code	BET11MU
Shade Material	Steel
Shade Colour/Finish	Taupe, Gloss
Fitting Code	LEDTC01UN
Base Code	BET11MU
Base Material	Steel
Base Colour/Finish	Taupe, Gloss
Service Offer	Quick Ship



BELL TABLE LED



Taking its name from a classic dome shape, Bell is an exercise in reductionism. The hyper-polished surface allows Bell to take on the tone and characteristics of its surroundings while a concealed diffuser produces its soft lighting.

Year of Design	2012
Year of Re-Design	2022
Product Weight	6.60 lb
Finishing Process	Powder Coated, Polished
Power Method	Mains
Cable Spec	UL E348531 2x0,75mm2, 300V, 80°C
Cable Type/Length	Black Fabric, 98.4in
Light Source	2 x 6W LED
Max Wattage	15W
Lumens	800
CRI	>90
Colour Temperature	3000K
Dimmability	Inline Dimmable
Voltage	100-240V
Environment	Indoor
Spares	LEDRING02A; LEDTC01UN
Certification/Electrical Class	Certified for NZ/AUS

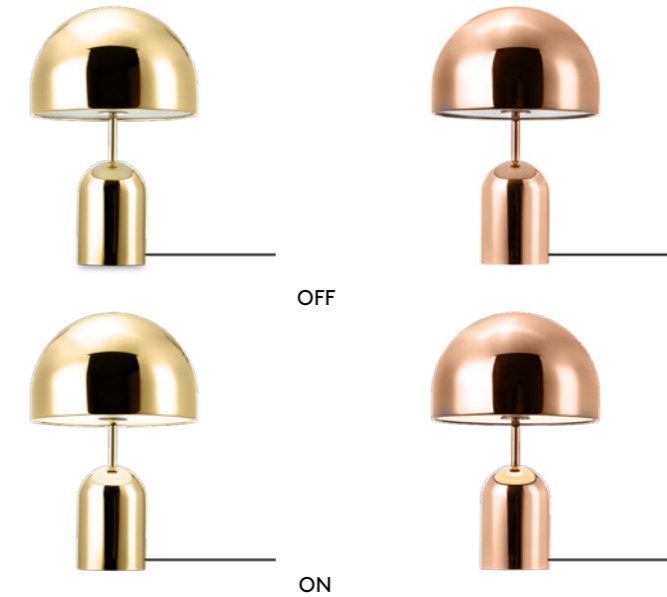


BLACK	
Code	BET11BL-TUN01M1
Shade Code	BET11BL
Shade Material	Steel
Shade Colour/Finish	Black, Gloss
Fitting Code	LEDTC01UN
Base Code	BET11BL
Base Material	Steel
Base Colour/Finish	Black, Gloss
Service Offer	Quick Ship

SILVER	
Code	BET11SS-TUN01M1
Shade Code	BET11SS
Shade Material	Stainless Steel
Shade Colour/Finish	Silver, Polished
Fitting Code	LEDTC01UN
Base Code	BET11SS
Base Material	Stainless Steel
Base Colour/Finish	Silver, Polished
Service Offer	Quick Ship



BELL TABLE LED



Taking its name from a classic dome shape, Bell is an exercise in reductionism. The hyper-polished surface allows Bell to take on the tone and characteristics of its surroundings while a concealed diffuser produces its soft lighting.

Year of Design	2012
Year of Re-Design	2022
Product Weight	6.60 lb
Finishing Process	PVD
Power Method	Mains
Cable Spec	UL E348531 2x0,75mm2, 300V, 80°C
Cable Type/Length	Black Fabric, 98.4in
Light Source	2 x 6W LED
Max Wattage	15W
Lumens	800
CRI	>90
Colour Temperature	3000K
Dimmability	Inline Dimmable
Voltage	100-240V
Environment	Indoor
Spares	LEDRING02A; LEDTC01UN
Certification/Electrical Class	Certified for NZ/AUS




GOLD	
Code	BET11GO-TUN01M1
Shade Code	BET11GO
Shade Material	Stainless Steel
Shade Colour/Finish	Gold, Mirrored
Fitting Code	LEDTC01UN
Base Code	BET11GO
Base Material	Stainless Steel
Base Colour/Finish	Gold, Polished
Service Offer	Quick Ship

COPPER	
Code	BET11CO-TUN01M1
Shade Code	BET11CO
Shade Material	Stainless Steel
Shade Colour/Finish	Copper, Mirrored
Fitting Code	LEDTC01UN
Base Code	BET11CO
Base Material	Stainless Steel
Base Colour/Finish	Copper, Polished
Service Offer	Quick Ship



MELT PORTABLE LED



Melt Portable LED expands the collection, offering the same mesmerizing hot-blown glass effect within a portable design. Melt is evocative of molten glass, the interior of a melting glacier or images of deep space. Melt Portable LED is available in a wide range of finishes and offers up to 10 hours of battery life.

Year of Design	2021
Product Weight	1.00 lb
Finishing Process	Black: Semi Metallised, Painted Silver: Semi Metallised, Plated
Power Method	Rechargeable
Number of Ports	1
Battery Operating Time	Approx 8-10 hours
Battery Charging Time	5 hours
Cable Spec	AWM 2464 24AWG VW-1 1A 80°C 300V
Cable Type/Length	USB-A to Magnetic, 78.7in
Light Source	2.5W LED
Max Wattage	2.5W
Lumens	100
CRI	>90
Colour Temperature	3000K
Dimmability	Touch Dimmable
Voltage	5V
Environment	Indoor IP44, Damp
Spares	LEDPB01; POBAT01; POMC01
Certification/Electrical Class	Certified for NZ/AUS



MELT PORTABLE LED



Melt Portable LED expands the collection, offering the same mesmerizing hot-blown glass effect within a portable design. Melt is evocative of molten glass, the interior of a melting glacier or images of deep space. Melt Portable LED is available in a wide range of finishes and offers up to 10 hours of battery life.

Year of Design	2021
Product Weight	1.00 lb
Finishing Process	Semi-Metallised, Plated
Power Method	Rechargeable
Number of Ports	1
Battery Operating Time	Approx 8-10 hours
Battery Charging Time	5 hours
Cable Spec	AWM 2464 24AWG VW-1 1A 80°C 300V
Cable Type/Length	USB-A to Magnetic, 78.7in
Light Source	2.5W LED
Max Wattage	2.5W
Lumens	100
CRI	>90
Colour Temperature	3000K
Dimmability	Touch Dimmable
Voltage	5V
Environment	Indoor IP44, Damp
Spares	LEDPB01; POBAT01; POMC01
Certification/Electrical Class	Certified for NZ/AUS



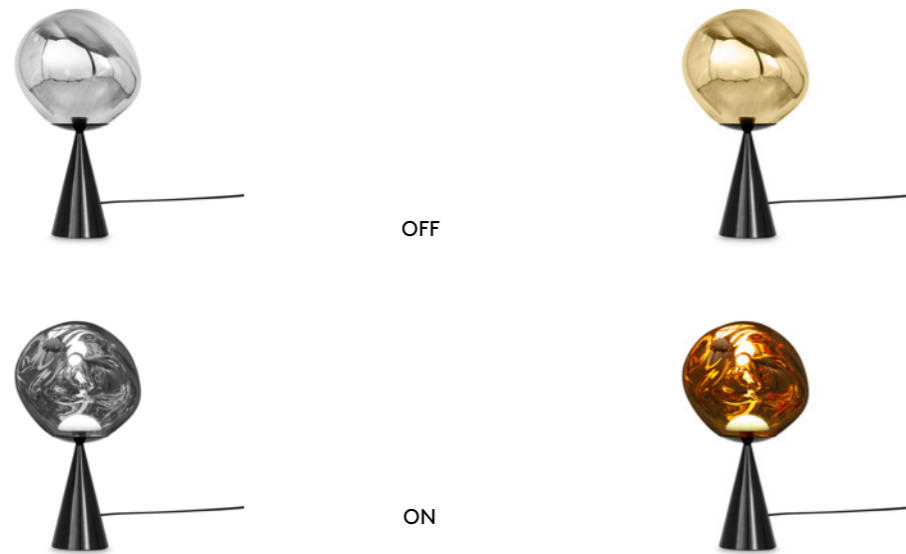
BLACK	
Code	MEPO01BKUN
Shade Material	PET plastic
Shade Colour/Finish	Silver, Mirrored
Base Material	ABS plastic
Base Colour/Finish	Black, Gloss
Service Offer	Quick Ship

SILVER	
Code	MEPO01SSUN
Shade Material	PET plastic
Shade Colour/Finish	Silver, Mirrored
Base Material	ABS plastic
Base Colour/Finish	Silver, Polished
Service Offer	Quick Ship

GOLD	
Code	MEPO01GOUN
Shade Material	PET plastic
Shade Colour/Finish	Gold, Mirrored
Base Material	ABS plastic
Base Colour/Finish	Gold, Polished
Service Offer	Quick Ship

COPPER	
Code	MEPO01COUN
Shade Material	PET plastic
Shade Colour/Finish	Copper, Mirrored
Base Material	ABS plastic
Base Colour/Finish	Copper, Polished
Service Offer	Quick Ship

MELT CONE FAT TABLE LED



Melt is evocative of molten glass, the interior of a melting glacier or images of deep space. An imperfect, organic and naturalistic light that produces a mesmerizing hot-blown glass effect. Melt is created through a process of blow moulding and vacuum metallisation to achieve melted orbs with abundant and unusual luminosity. Here the orb sits on a cone shaped base creating a striking silhouette.

Year of Design	2021
Product Weight	3.70 lb
Finishing Process	Semi-Metallised, Powder Coated
Power Method	Mains
Cable Spec	UL E348531 2x0,75mm2, 300V, 80°C
Cable Type/Length	Black Fabric, 98.4in
Light Source	6W LED
Max Wattage	7.5W
Lumens	800
CRI	>90
Colour Temperature	3000K
Dimmability	Inline Dimmable
Voltage	100-240V
Environment	Indoor
Spares	LEDRING02A; LEDTC01UN
Certification/Electrical Class	Certified for NZ/AUS

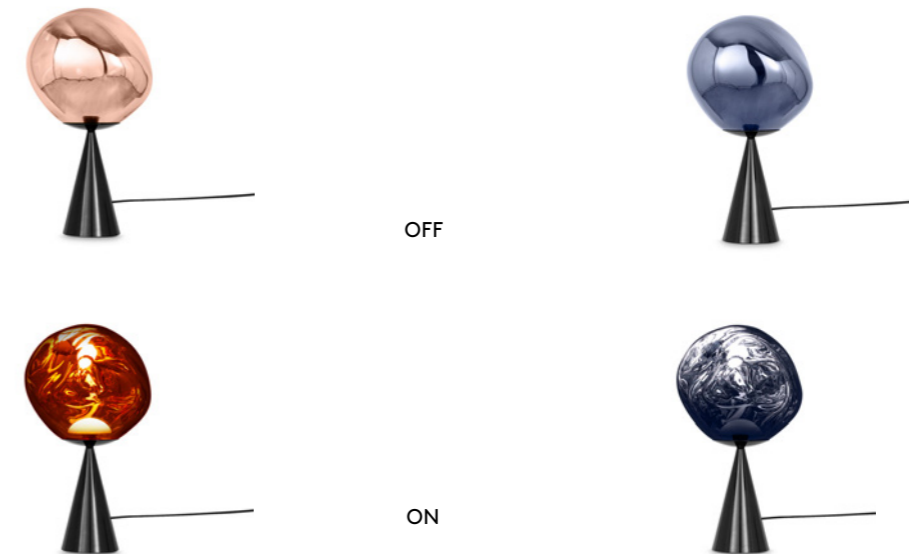


SILVER	
Code	MES02CH-TUN01M1
Shade Code	MES02CH
Shade Material	Polycarbonate
Shade Colour/Finish	Silver, Mirrored
Fitting Code	LEDTC01UN
Base Code	CONT01BKUN; LEDTC01UN
Base Material	Steel
Base Colour/Finish	Black, Gloss
Service Offer	Quick Ship

GOLD	
Code	MES02GO-TUN01M1
Shade Code	MES02GO
Shade Material	Polycarbonate
Shade Colour/Finish	Gold, Mirrored
Fitting Code	LEDTC01UN
Base Code	CONT01BKUN; LEDTC01UN
Base Material	Steel
Base Colour/Finish	Black, Gloss
Service Offer	Quick Ship



MELT CONE FAT TABLE LED



Melt is evocative of molten glass, the interior of a melting glacier or images of deep space. An imperfect, organic and naturalistic light that produces a mesmerizing hot-blown glass effect. Melt is created through a process of blow moulding and vacuum metallisation to achieve melted orbs with abundant and unusual luminosity. Here the orb sits on a cone shaped base creating a striking silhouette.

Year of Design	2021
Product Weight	3.70 lb
Finishing Process	Semi-Metallised, Powder Coated
Power Method	Mains
Cable Spec	UL E348531 2x0,75mm2, 300V, 80°C
Cable Type/Length	Black Fabric, 98.4in
Light Source	6W LED
Max Wattage	7.5W
Lumens	800
CRI	>90
Colour Temperature	3000K
Dimmability	Inline Dimmable
Voltage	100-240V
Environment	Indoor
Spares	LEDRING02A; LEDTC01UN
Certification/Electrical Class	Certified for NZ/AUS



COPPER	
Code	MES02CO-TUN01M1
Shade Code	MES02CO
Shade Material	Polycarbonate
Shade Colour/Finish	Copper, Mirrored
Fitting Code	LEDTC01UN
Base Code	CONT01BKUN; LEDTC01UN
Base Material	Steel
Base Colour/Finish	Black, Gloss
Service Offer	Quick Ship

SMOKE	
Code	MES02SM-TUN01M1
Shade Code	MES02SM
Shade Material	Polycarbonate
Shade Colour/Finish	Silver, Mirrored
Fitting Code	LEDTC01UN
Base Code	CONT01BKUN; LEDTC01UN
Base Material	Steel
Base Colour/Finish	Black, Gloss
Service Offer	Quick Ship



MELT CONE FAT TABLE LED



OFF



ON

Melt is evocative of molten glass, the interior of a melting glacier or images of deep space. An imperfect, organic and naturalistic light that produces a mesmerizing hot-blown glass effect. A perfectly executed metal cone becomes the most appropriate and elegant platform to support and enhance a multitude of different possibilities from our range of metallic polycarbonate shades, including a new tinted white opalescent finish, boosting its luminosity.

OPALESCENT, BLACK	
Code	MES02OP-TUN01M1
Shade Code	MES02OP
Shade Material	Polycarbonate
Shade Colour/Finish	Opalescent, Tinted
Fitting Code	LEDTC01UN
Base Code	CONT01BKUN; LEDTC01UN
Base Material	Steel
Base Colour/Finish	Black, Gloss
Service Offer	Quick Ship

Year of Design	2021
Product Weight	3.70 lb
Finishing Process	Tinted, Powder Coated
Power Method	Mains
Cable Spec	UL E348531 2x0,75mm2, 300V, 80°C
Cable Type/Length	Black Fabric, 98.4in
Light Source	6W LED
Max Wattage	7.5W
Lumens	800
CRI	>90
Colour Temperature	3000K standard (2700K accessory available)
Dimmability	Inline Dimmable
Voltage	100-240V
Environment	Indoor
Spares	LEDRING02A; LEDTC01UN
Certification/Electrical Class	Certified for NZ/AUS



MELT CONE FAT TABLE LED



OFF



ON



Melt is evocative of molten glass, the interior of a melting glacier or images of deep space. An imperfect, organic and naturalistic light that produces a mesmerizing hot-blown glass effect. A perfectly executed metal cone becomes the most appropriate and elegant platform to support and enhance a multitude of different possibilities from our range of metallic polycarbonate shades, including a new tinted white opalescent finish, boosting its luminosity. Melt Cone Fat is available in a new hyper-polished and reflective silver finish.

OPALESCENT, SILVER	
Code	MES02OP-TUN02M1
Shade Code	MES02OP
Shade Material	Polycarbonate
Shade Colour/Finish	Opalescent, Tinted
Fitting Code	LEDTC01UN
Base Code	CONT01SSUN; LEDTC01UN
Base Material	Steel
Base Colour/Finish	Silver, Polished
Service Offer	Quick Ship

Year of Design	2021
Product Weight	3.70 lb
Finishing Process	Semi-Metallised, Plated, Tinted
Power Method	Mains
Cable Spec	UL E348531 2x0,75mm2, 300V, 80°C
Cable Type/Length	Black Fabric, 98.4in
Light Source	6W LED
Max Wattage	7.5W
Lumens	800
CRI	>90
Colour Temperature	3000K standard (2700K accessory available)
Dimmability	Inline Dimmable
Voltage	100-240V
Environment	Indoor
Spares	LEDRING02A; LEDTC01UN
Certification/Electrical Class	Certified for NZ/AUS




SILVER	
Code	MES02CH-TUN02M1
Shade Code	MES02CH
Shade Material	Polycarbonate
Shade Colour/Finish	Silver, Mirrored
Fitting Code	LEDTC01UN
Base Code	CONT01SSUN; LEDTC01UN
Base Material	Steel
Base Colour/Finish	Silver, Polished
Service Offer	Quick Ship



MELT CONE SLIM FLOOR LED



OFF



ON

Melt is evocative of molten glass, the interior of a melting glacier or images of deep space. An imperfect, organic and naturalistic light that produces a mesmerizing hot-blown glass effect. Melt is created through a process of blow moulding and vacuum metallisation to achieve melted orbs with abundant and unusual luminosity. Here the orb elegantly rests on a slim base.

Year of Design	2019
Year of Re-Design	2022
Product Weight	14.20 lb
Finishing Process	Semi-Metallised, Roll wrapped
Power Method	Mains
Cable Spec	UL E348531 2x0,75mm2, 300V, 80°C
Cable Type/Length	Black Fabric, 98.4in
Light Source	6W LED
Max Wattage	7.5W
Lumens	800
CRI	>90
Colour Temperature	3000K
Dimmability	Inline Dimmable
Voltage	100-240V
Environment	Indoor
Spares	LEDRING02A; LEDFC01UN
Certification/Electrical Class	Certified for NZ/AUS



SILVER	
Code	MES01CH-FUN04M1
Shade Code	MES01CH
Shade Material	Polycarbonate
Shade Colour/Finish	Silver, Mirrored
Fitting Code	LEDFC01UN
Base Code	CONF04BKUN; LEDFC01UN
Base Material	Carbon Fibre, Steel
Base Colour/Finish	Black, Gloss
Service Offer	Quick Ship


GOLD	
Code	MES01GO-FUN04M1
Shade Code	MES01G
Shade Material	Polycarbonate
Shade Colour/Finish	Gold, Mirrored
Fitting Code	LEDFC01UN
Base Code	CONF04BKUN; LEDFC01UN
Base Material	Carbon Fibre, Steel
Base Colour/Finish	Black, Gloss
Service Offer	Quick Ship



MELT CONE SLIM FLOOR LED



OFF



ON

Melt is evocative of molten glass, the interior of a melting glacier or images of deep space. An imperfect, organic and naturalistic light that produces a mesmerizing hot-blown glass effect. Melt is created through a process of blow moulding and vacuum metallisation to achieve melted orbs with abundant and unusual luminosity. Here the orb elegantly rests on a slim base.


Year of Design	2019
Year of Re-Design	2022
Product Weight	14.20 lb
Finishing Process	Semi-Metallised, Roll wrapped
Power Method	Mains
Cable Spec	UL E348531 2x0,75mm2, 300V, 80°C
Cable Type/Length	Black Fabric, 98.4in
Light Source	6W LED
Max Wattage	7.5W
Lumens	800
CRI	>90
Colour Temperature	3000K
Dimmability	Inline Dimmable
Voltage	100-240V
Environment	Indoor
Spares	LEDRING02A; LEDFC01UN
Certification/Electrical Class	Certified for NZ/AUS



COPPER	
Code	MES01CO-FUN04M1
Shade Code	MES01CO
Shade Material	Polycarbonate
Shade Colour/Finish	Copper, Mirrored
Fitting Code	LEDFC01UN
Base Code	CONF04BKUN; LEDFC01UN
Base Material	Carbon Fibre, Steel
Base Colour/Finish	Black, Gloss
Service Offer	Quick Ship

SMOKE	
Code	MES01SM-FUN04M1
Shade Code	MES01SM
Shade Material	Polycarbonate
Shade Colour/Finish	Smoke, Mirrored
Fitting Code	LEDFC01UN
Base Code	CONF04BKUN; LEDFC01UN
Base Material	Carbon Fibre, Steel
Base Colour/Finish	Black, Gloss
Service Offer	Quick Ship

MELT CONE SLIM FLOOR LED



Melt is evocative of molten glass, the interior of a melting glacier or images of deep space. An imperfect, organic and naturalistic light that produces a mesmerizing hot-blown glass effect. An elegant and skinny typography with a cone base provides stability to a range of metallic polycarbonate shades, as well as a new tinted white opalescent finish.

Year of Design	2019
Year of Re-Design	2022
Product Weight	14.20 lb
Finishing Process	Tinted, Roll wrapped
Power Method	Mains
Cable Spec	UL E348531 2x0,75mm2, 300V, 80°C
Cable Type/Length	Black Fabric, 98.4in
Light Source	6W LED
Max Wattage	7.5W
Lumens	800
CRI	>90
Colour Temperature	3000K standard (2700K accessory available)
Dimmability	Inline Dimmable
Voltage	100-240V
Environment	Indoor
Spares	LEDRING02A; LEDFC01UN
Certification/Electrical Class	Certified for NZ/AUS



OPALESCENT	
Code	MES01OP-FUN04M1
Shade Code	MES01OP
Shade Material	Polycarbonate
Shade Colour/Finish	Opalescent, Tinted
Fitting Code	LEDFC01UN
Base Code	CONF04BKUN; LEDFC01UN
Base Material	Carbon Fibre, Steel
Base Colour/Finish	Black, Gloss
Service Offer	Quick Ship



MELT CONE FAT FLOOR LED



Melt is evocative of molten glass, the interior of a melting glacier or images of deep space. An imperfect, organic and naturalistic light that produces a mesmerizing hot-blown glass effect. Melt is created through a process of blow moulding and vacuum metallisation to achieve melted orbs with abundant and unusual luminosity. Here the orb sits on a cone-shaped base creating a striking silhouette.

Year of Design	2021
Product Weight	26.50 lb
Finishing Process	Semi-Metallised, Powder Coated
Power Method	Mains
Cable Spec	UL E348531 2x0,75mm2, 300V, 80°C
Cable Type/Length	Black Fabric, 98.4in
Light Source	6W LED
Max Wattage	7.5W
Lumens	800
CRI	>90
Colour Temperature	3000K
Dimmability	Inline Dimmable
Voltage	100-240V
Environment	Indoor
Spares	LEDRING02A; LEDFC01UN
Certification/Electrical Class	Certified for NZ/AUS



SILVER	
Code	MES01CH-FUN03M1
Shade Code	MES01CH
Shade Material	Polycarbonate
Shade Colour/Finish	Silver, Mirrored
Fitting Code	LEDFC01UN
Base Code	CONF03BKUN; LEDFC01UN
Base Material	Steel
Base Colour/Finish	Black, Gloss
Service Offer	Quick Ship

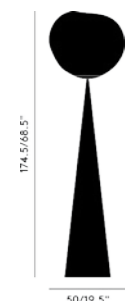
GOLD	
Code	MES01GO-FUN03M1
Shade Code	MES01G
Shade Material	Polycarbonate
Shade Colour/Finish	Gold, Mirrored
Fitting Code	LEDFC01UN
Base Code	CONF03BKUN; LEDFC01UN
Base Material	Steel
Base Colour/Finish	Black, Gloss
Service Offer	Quick Ship

MELT CONE FAT FLOOR LED




Melt is evocative of molten glass, the interior of a melting glacier or images of deep space. An imperfect, organic and naturalistic light that produces a mesmerizing hot-blown glass effect. Melt is created through a process of blow moulding and vacuum metallisation to achieve melted orbs with abundant and unusual luminosity. Here the orb sits on a cone-shaped base creating a striking silhouette.

Year of Design	2021
Product Weight	26.50 lb
Finishing Process	Semi-Metallised, Powder Coated
Power Method	Mains
Cable Spec	UL E348531 2x0,75mm2, 300V, 80°C
Cable Type/Length	Black Fabric, 98.4in
Light Source	6W LED
Max Wattage	7.5W
Lumens	800
CRI	>90
Colour Temperature	3000K
Dimmability	Inline Dimmable
Voltage	100-240V
Environment	Indoor
Spares	LEDRING02A; LEDFC01UN
Certification/Electrical Class	Certified for NZ/AUS



MELT CONE FAT FLOOR LED



Melt is evocative of molten glass, the interior of a melting glacier or images of deep space. A perfectly executed metal cone becomes the most appropriate and elegant platform to support and enhance a multitude of different possibilities from our range of metallic polycarbonate shades, including a tinted white opalescent finish, boosting its luminosity. Melt Cone Fat is available in a black base as well as a new hyperpolished and reflective silver finish.

Year of Design	2021
Product Weight	26.50 lb
Finishing Process	Tinted, Powder Coated
Power Method	Mains
Cable Spec	UL E348531 2x0,75mm2, 300V, 80°C
Cable Type/Length	Black Fabric, 98.4in
Light Source	6W LED
Max Wattage	7.5W
Lumens	800
CRI	>90
Colour Temperature	3000K standard (2700K accessory available)
Dimmability	Inline Dimmable
Voltage	100-240V
Environment	Indoor
Spares	LEDRING02A; LEDFC01UN
Certification/Electrical Class	Certified for NZ/AUS



COPPER	
Code	MES01CO-FUN03M1
Shade Code	MES01CO
Shade Material	Polycarbonate
Shade Colour/Finish	Copper, Mirrored
Fitting Code	LEDFC01UN
Base Code	CONF03BKUN; LEDFC01UN
Base Material	Steel
Base Colour/Finish	Black, Gloss
Service Offer	Quick Ship

SMOKE	
Code	MES01SM-FUN03M1
Shade Code	MES01SM
Shade Material	Polycarbonate
Shade Colour/Finish	Smoke, Mirrored
Fitting Code	LEDFC01UN
Base Code	CONF03BKUN; LEDFC01UN
Base Material	Steel
Base Colour/Finish	Black, Gloss
Service Offer	Quick Ship

OPALESCENT, BLACK	
Code	MES01OP-FUN03M1
Shade Code	MES01OP
Shade Material	Polycarbonate
Shade Colour/Finish	Opalescent, Tinted
Fitting Code	LEDFC01UN
Base Code	CONF03BKUN; LEDFC01UN
Base Material	Steel
Base Colour/Finish	Black, Gloss
Service Offer	Quick Ship

MELT CONE FAT FLOOR LED



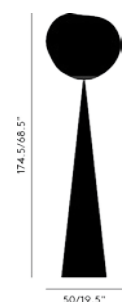
Melt is evocative of molten glass, the interior of a melting glacier or images of deep space. A perfectly executed metal cone becomes the most appropriate and elegant platform to support and enhance a multitude of different possibilities from our range of metallic polycarbonate shades, including a tinted white opalescent finish, boosting its luminosity. Melt Cone Fat is available in a black base as well as a new hyperpolished and reflective silver finish.

Year of Design	2021
Product Weight	26.50 lb
Finishing Process	Semi-Metallised, Plated, Tinted
Power Method	Mains
Cable Spec	UL E348531 2x0,75mm2, 300V, 80°C
Cable Type/Length	Black Fabric, 98.4in
Light Source	6W LED
Max Wattage	7.5W
Lumens	800
CRI	>90
Colour Temperature	3000K standard (2700K accessory available)
Dimmability	Inline Dimmable
Voltage	100-240V
Environment	Indoor
Spares	LEDRING02A; LEDFC01UN
Certification/Electrical Class	Certified for NZ/AUS

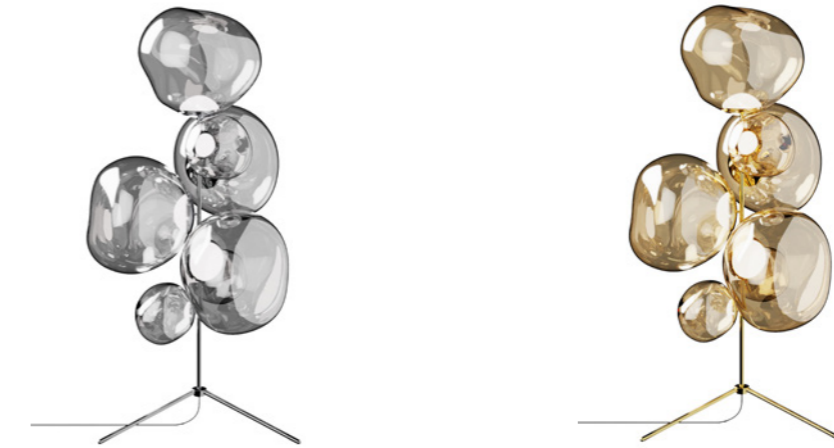


OPALESCENT, SILVER	
Code	MES01OP-FUN05M1
Shade Code	MES01OP
Shade Material	Polycarbonate
Shade Colour/Finish	Opalescent, Tinted
Fitting Code	LEDFC01UN
Base Code	CONF03SSUN; LEDFC01UN
Base Material	Steel
Base Colour/Finish	Silver, Polished
Service Offer	Quick Ship

SILVER	
Code	MES01CH-FUN05M1
Shade Code	MES01CH
Shade Material	Polycarbonate
Shade Colour/Finish	Silver, Mirrored
Fitting Code	LEDFC01UN
Base Code	CONF03SSUN; LEDFC01UN
Base Material	Steel
Base Colour/Finish	Silver, Polished
Service Offer	Quick Ship

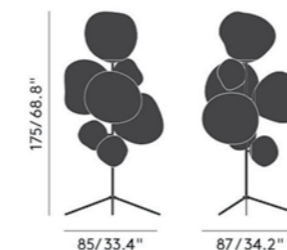


MELT FLOOR CHANDELIER LED



Melt is evocative of molten glass, the interior of a melting glacier or images of deep space. An imperfect, organic and naturalistic light that produces a mesmerizing hot-blown glass effect. Melt is created through a process of blow moulding and vacuum metallisation to achieve melted orbs with abundant and unusual luminosity. Melt Floor Chandelier features a mix of mini and regular Melt shades.

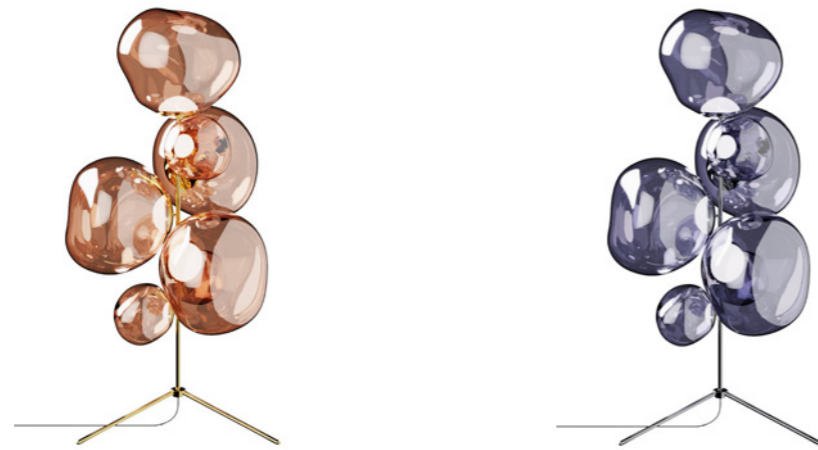
Year of Design	2016
Year of Re-Design	2024
Product Weight	31.40 lb
Finishing Process	Semi-Metallised, Plated, PVD
Power Method	Mains
Cable Spec	UL E348531 2x0,75mm2, 300V, 80°C
Cable Type/Length	Black Fabric, 98.4in
Light Source	7 x 6W LED
Max Wattage	48W
Lumens	4000
CRI	>90
Colour Temperature	3000K
Dimmability	Inline Dimmable
Voltage	100-240V
Environment	Indoor
Spares	7 x LEDRING02A; LEDFC02UN
Certification/Electrical Class	



SILVER	
Code	MESC01CH-FUN01M1
Shade Code	4 X MES01CH; 3 X MES02CH
Shade Material	Polycarbonate
Shade Colour/Finish	Silver, Mirrored
Fitting Code	LEDFC02UN
Base Code	SCLED01CH; LEDFC02UN
Base Material	Steel
Base Colour/Finish	Silver, Polished
Service Offer	New

GOLD	
Code	MESC01GO-FUN01M1
Shade Code	4 X MES01G; 3 X MES02G
Shade Material	Polycarbonate
Shade Colour/Finish	Gold, Mirrored
Fitting Code	LEDFC02UN
Base Code	SCLED01GO; LEDFC02UN
Base Material	Steel
Base Colour/Finish	Gold, Polished
Service Offer	New

MELT FLOOR CHANDELIER LED



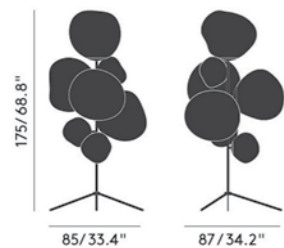
Melt is evocative of molten glass, the interior of a melting glacier or images of deep space. An imperfect, organic and naturalistic light that produces a mesmerizing hot-blown glass effect. Melt is created through a process of blow moulding and vacuum metallisation to achieve melted orbs with abundant and unusual luminosity. Melt Floor Chandelier features a mix of mini and regular Melt shades.

Year of Design	2016
Year of Re-Design	2024
Product Weight	31.40 lb
Finishing Process	Semi-Metallised, Plated, PVD
Power Method	Mains
Cable Spec	UL E348531 2x0,75mm2, 300V, 80°C
Cable Type/Length	Black Fabric, 98.4in
Light Source	7 x 6W LED
Max Wattage	48W
Lumens	4000
CRI	>90
Colour Temperature	3000K
Dimmability	Inline Dimmable
Voltage	100-240V
Environment	Indoor
Spares	7 x LEDRING02A; LEDFC02UN
Certification/Electrical Class	



COPPER, GOLD	
Code	MESC01CO-FUN01M1
Shade Code	4 X MES01CO; 3 X MES02CO
Shade Material	Polycarbonate
Shade Colour/Finish	Copper, Mirrored
Fitting Code	LEDFC02UN
Base Code	SCLED01GO; LEDFC02UN
Base Material	Steel
Base Colour/Finish	Gold, Polished
Service Offer	New

SMOKE, SILVER	
Code	MESC01SM-FUN01M1
Shade Code	4 X MES01SM; 3 X MES02SM
Shade Material	Polycarbonate
Shade Colour/Finish	Smoke, Mirrored
Fitting Code	LEDFC02UN
Base Code	SCLED01CH; LEDFC02UN
Base Material	Steel
Base Colour/Finish	Silver, Polished
Service Offer	New



MELT FLOOR CHANDELIER LED



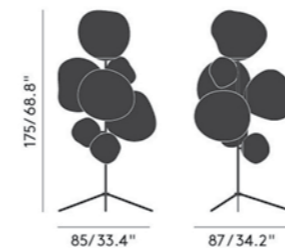
An extraordinary floor chandelier, featuring three Melt Mini shades and four Melt shades in a new tinted white opalescent finish. Emitting an attractive, mildly hallucinogenic light, this floor light creates a mesmerizing melting hot-blown glass effect when on and a mirror-finish effect when off.

Year of Design	2016
Year of Re-Design	2024
Product Weight	31.40 lb
Finishing Process	Tinted, Plated, PVD
Power Method	Mains
Cable Spec	UL E348531 2x0,75mm2, 300V, 80°C
Cable Type/Length	Black Fabric, 98.4in
Light Source	7 x 6W LED
Max Wattage	48W
Lumens	4000
CRI	>90
Colour Temperature	3000K standard (2700K accessory available)
Dimmability	Inline Dimmable
Voltage	100-240V
Environment	Indoor
Spares	7 x LEDRING02A; LEDFC02UN
Certification/Electrical Class	



OPALESCENT, SILVER	
Code	MESC01OP-FUN01M1
Shade Code	4 X MES01OP; 3 X MES02OP
Shade Material	Polycarbonate
Shade Colour/Finish	Opalescent, Tinted
Fitting Code	LEDFC02UN
Base Code	SCLED01CH; LEDFC02UN
Base Material	Steel
Base Colour/Finish	Silver, Polished
Service Offer	New

OPALESCENT, GOLD	
Code	MESC01OPG-FUN01M1
Shade Code	4 X MES01OP; 3 X MES02OP
Shade Material	Polycarbonate
Shade Colour/Finish	Opalescent, Tinted
Fitting Code	LEDFC02UN
Base Code	SCLED01GO; LEDFC02UN
Base Material	Steel
Base Colour/Finish	Gold, Polished
Service Offer	New



POSE PORTABLE LED



POSE is a series of high output lamps based on conical forms that playfully explores the world of optical physics, through the world of flat lenses often seen in lighthouses, traffic lights and in scientific instruments. With anthropomorphic charm, POSE manipulates light into focused, magnified beams with striking effect. A strong silhouette and touch of humour define its personality, while precise adjustability and high light output ensures adaptability and functionality for any space, domestic or contract. Balancing functionality with minimal design, POSE radiates light and individuality with equal brilliance.

Year of Design	2024
Product Weight	2.30 lb
Finishing Process	Coloured Plastic
Power Method	Rechargeable
Number of Ports	1
Battery Operating Time	Approx 6-9 hours
Battery Charging Time	5 hours
Cable Spec	AWM 2464 22AWG VW-1 1A 80 °C 300V
Cable Type/Length	USB-A to Magnetic, 78.7in
Light Source	3W LED
Max Wattage	3W
Lumens	220
CRI	>90
Colour Temperature	2700K, 3000K
Dimmability	Touch Dimmable
Voltage	5V
Environment	Indoor, IP20
Spares	LEDPB03; POBAT01; POMC01
Certification/Electrical Class	Certified for NZ/AUS

PUTTY	
Code	POPO01PUUN
Shade Material	Polycarbonate
Shade Colour/Finish	Putty, Gloss
Base Material	Polycarbonate
Base Colour/Finish	Putty, Gloss
Service Offer	NEW

KELP	
Code	POPO01KEUN
Shade Material	Polycarbonate
Shade Colour/Finish	Kelp, Gloss
Base Material	Polycarbonate
Base Colour/Finish	Kelp, Gloss
Service Offer	NEW

INDIGO	
Code	POPO01INUN
Shade Material	Polycarbonate
Shade Colour/Finish	Indigo, Gloss
Base Material	Polycarbonate
Base Colour/Finish	Indigo, Gloss
Service Offer	NEW



POSE PORTABLE LED



POSE is a series of high output lamps based on conical forms that playfully explores the world of optical physics, through the world of flat lenses often seen in lighthouses, traffic lights and in scientific instruments. With anthropomorphic charm, POSE manipulates light into focused, magnified beams with striking effect. A strong silhouette and touch of humour define its personality, while precise adjustability and high light output ensures adaptability and functionality for any space, domestic or contract. Balancing functionality with minimal design, POSE radiates light and individuality with equal brilliance.

Year of Design	2024
Product Weight	2.30 lb
Finishing Process	Silver(Plated), Gold(PVD)
Power Method	Rechargeable
Number of Ports	1
Battery Operating Time	Approx 6-9 hours
Battery Charging Time	5 hours
Cable Spec	AWM 2464 22AWG VW-1 1A 80 °C 300V
Cable Type/Length	USB-A to Magnetic, 78.7in
Light Source	3W LED
Max Wattage	3W
Lumens	220
CRI	>90
Colour Temperature	2700K, 3000K
Dimmability	Touch Dimmable
Voltage	5V
Environment	Indoor, IP20
Spares	LEDPB03; POBAT01; POMC01
Certification/Electrical Class	Certified for NZ/AUS

GOLD	
Code	POPO01GOUN
Shade Material	ABS Plastic
Shade Colour/Finish	Gold, Gloss
Base Material	ABS Plastic
Base Colour/Finish	Gold, Gloss
Service Offer	New

SILVER	
Code	POPO01SSUN
Shade Material	ABS Plastic
Shade Colour/Finish	Silver, Gloss
Base Material	ABS Plastic
Base Colour/Finish	Silver, Gloss
Service Offer	New



POSE TASK LIGHT LED



POSE is a series of high output lamps based on conical forms that playfully explores the world of optical physics, through the world of flat lenses often seen in lighthouses, traffic lights and in scientific instruments. With anthropomorphic charm, POSE manipulates light into focused, magnified beams with striking effect. A strong silhouette and touch of humour define its personality, while precise adjustability and high light output ensures adaptability and functionality for any space, domestic or contract. Balancing functionality with minimal design, POSE radiates light and individuality with equal brilliance.

Year of Design	2024
Product Weight	5.40 lb
Finishing Process	Coloured Plastic
Cable Spec	UL E348531 2x0,75mm2, 300V, 80°C
Cable Type/Length	Black Fabric, 98.4in
Light Source	6W LED
Max Wattage	7.5W
Lumens	800
CRI	>90
Colour Temperature	2700K
Dimmability	Inline Dimmable
Voltage	100-240V
Environment	Indoor, IP20
Spares	LEDRING12A; LEDTC11UN
Certification/Electrical Class	Certified for NZ/AUS



PUTTY

Code	POTL11PU-TUN01M1
Shade Material	Polycarbonate
Shade Colour/Finish	Putty, Gloss
Fitting Code	LEDTC11UN
Base Material	Polycarbonate
Base Colour/Finish	Putty, Gloss
Service Offer	NEW

KELP

Code	POTL11KE-TUN01M1
Shade Material	Polycarbonate
Shade Colour/Finish	Kelp, Gloss
Fitting Code	LEDTC11UN
Base Material	Polycarbonate
Base Colour/Finish	Kelp, Gloss
Service Offer	NEW

INDIGO

Code	POTL11IN-TUN01M1
Shade Material	Polycarbonate
Shade Colour/Finish	Indigo, Gloss
Fitting Code	LEDTC11UN
Base Material	Polycarbonate
Base Colour/Finish	Indigo, Gloss
Service Offer	New



POSE TASK LIGHT LED



POSE is a series of high output lamps based on conical forms that playfully explores the world of optical physics, through the world of flat lenses often seen in lighthouses, traffic lights and in scientific instruments. With anthropomorphic charm, POSE manipulates light into focused, magnified beams with striking effect. A strong silhouette and touch of humour define its personality, while precise adjustability and high light output ensures adaptability and functionality for any space, domestic or contract. Balancing functionality with minimal design, POSE radiates light and individuality with equal brilliance.

Year of Design	2024
Product Weight	5.40 lb
Finishing Process	Silver(Plated), Gold(PVD)
Cable Spec	UL E348531 2x0,75mm2, 300V, 80°C
Cable Type/Length	Black Fabric, 98.4in
Light Source	6W LED
Max Wattage	7.5W
Lumens	800
CRI	>90
Colour Temperature	2700K
Dimmability	Inline Dimmable
Voltage	100-240V
Environment	Indoor, IP20
Spares	LEDRING12A; LEDTC11UN
Certification/Electrical Class	Certified for NZ/AUS



SILVER

Code	POTL11SS-TUN01M1
Shade Material	ABS Plastic
Shade Colour/Finish	Silver, Gloss
Fitting Code	LEDTC11UN
Base Material	ABS Plastic
Base Colour/Finish	Silver, Gloss
Service Offer	NEW

GOLD

Code	POTL11GO-TUN01M1
Shade Material	ABS Plastic
Shade Colour/Finish	Gold, Gloss
Fitting Code	LEDTC11UN
Base Material	ABS Plastic
Base Colour/Finish	Gold, Gloss
Service Offer	New

PRESS TABLE LIGHT LED



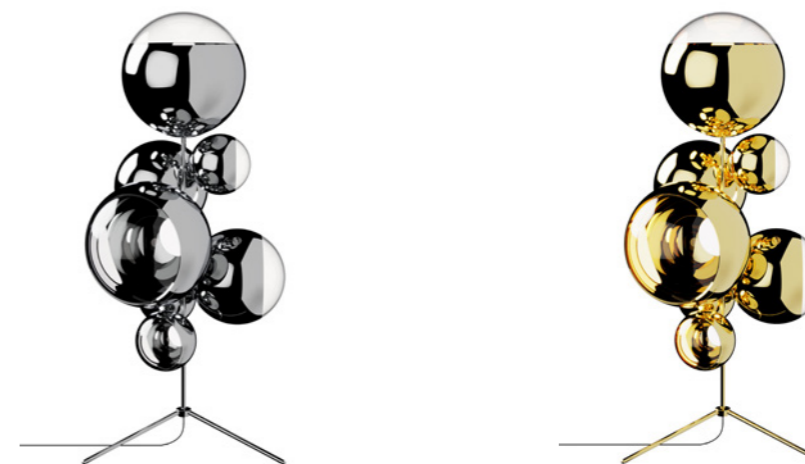
Press is a series of lights made from the thickest and most transparent glass with a satisfyingly rounded linear surface detail. This year, the table light joins the Press collection, a solid weight and timeless design which includes a metal dome cap that can be interchanged depending on the customer's colour preference - silver, gold and black colour options.

CLEAR	
Code	PRT11CL-TUN01M1
Shade Code	PRT11CL
Shade Material	Glass
Shade Colour/Finish	Clear, Gloss
Fitting Code	LEDTC01UN
Base Code	PRT11CL
Base Material	Glass
Base Colour/Finish	Clear, Gloss
Service Offer	Quick Ship

Year of Design	2022
Product Weight	6.20 lb
Finishing Process	Pressed
Power Method	Mains
Cable Spec	UL E348531 2x0,75mm2, 300V, 80°C
Cable Type/Length	Black Fabric, 98.4in
Light Source	6W LED
Max Wattage	7.5W
Lumens	500
CRI	>90
Colour Temperature	2700K
Dimmability	Inline Dimmable
Voltage	100-240V
Environment	Indoor
Spares	LEDRING12A; LEDTC01UN
Certification/Electrical Class	Certified for NZ/AUS



MIRROR BALL FLOOR CHANDELIER LED

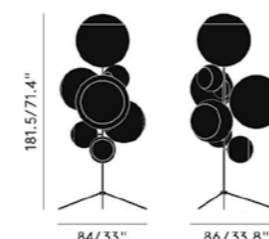


Mirror Ball is an ultra-visible, highly reflective object made of a lightweight transparent plastic sphere, coated with a thin layer of aluminium. Inspired by space travel, Mirror Ball is created through hi-tech processes of blow moulding and vacuum metallisation to achieve perfect spheres with an unusual luminosity. Mirror Ball Floor Chandelier features a mix of mini and regular shades, now available in LED.

SILVER	
Code	MBBSC01CH-FUN01M1
Shade Code	2 X MBB50A; 2 X MBB40A; 3 X MBB25A
Shade Material	Polycarbonate
Shade Colour/Finish	Silver, Mirrored
Fitting Code	LEDFC02UN
Base Code	SCLED01CH; LEDFC02UN
Base Material	Steel
Base Colour/Finish	Silver, Polished
Service Offer	New

Year of Design	2016
Year of Re-Design	2024
Product Weight	31.30 lb
Finishing Process	Metallised, Plated, PVD
Power Method	Mains
Cable Spec	UL E348531 2x0,75mm2, 300V, 80°C
Cable Type/Length	Black Fabric, 98.4in
Light Source	7 x 6W LED
Max Wattage	48W
Lumens	4000
CRI	>90
Colour Temperature	3000K
Dimmability	Inline Dimmable
Voltage	100-240V
Environment	Indoor
Spares	7 x LEDRING02A; LEDFC02UN
Certification/Electrical Class	

GOLD	
Code	MBBSC01GO-FUN01M1
Shade Code	2 X MBB50G; 2 X MBB40G; 3 X MBB25G
Shade Material	Polycarbonate
Shade Colour/Finish	Gold, Mirrored
Fitting Code	LEDFC02UN
Base Code	SCLED01GO; LEDFC02UN
Base Material	Steel
Base Colour/Finish	Gold, Polished
Service Offer	New



STONE PORTABLE LED

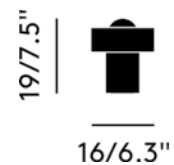


Stone is inspired by the materiality of the same marble used to build the Taj Mahal. The hard, semi-precious stone bears a unique fingerprint – tactile, heavy and long-lasting. Stone is characterised by a solid outer marble ring that appears to be floating around the light source giving out a soft halo effect. Stone Portable LED has an integrated touch dimmer and offers up to 9 hours of battery life.

GOLD	
Code	STPO01UN
Shade Material	Marble
Shade Colour/Finish	White, Polished
Base Material	Marble
Base Colour/Finish	White, Polished
Service Offer	Quick Ship

SILVER	
Code	STPO01SSUN
Shade Material	Marble
Shade Colour/Finish	White, Polished
Base Material	Marble
Base Colour/Finish	White, Polished
Service Offer	Quick Ship

Year of Design	2021
Product Weight	5.10 lb
Finishing Process	Polished, Plated
Power Method	Rechargeable
Number of Ports	1
Battery Operating Time	Approx 6-9 hours
Battery Charging Time	5 hours
Cable Spec	AWM 2464 24AWG VW-1 1A 80°C 300V
Cable Type/Length	USB-A to Magnetic, 78.7in
Light Source	3W LED
Max Wattage	3W
Lumens	160
CRI	>90
Colour Temperature	3000K
Dimmability	Touch Dimmable
Voltage	5V
Environment	Indoor
Spares	LEDPB02; POBAT01; POMC01
Certification/Electrical Class	Certified for NZ/AUS





PENDANT SYSTEMS



MELT TRIO ROUND LED

Opalescent/Gold	MLPS04OPG-PUSM5
Opalescent/Silver	MLPS04OP-PUSM5
Silver	MLPS04CH-PUSM5
Gold	MLPS04G-PUSM5
Copper	MLPS04C-PUSM5
Smoke	MLPS04SM-PUSM5
Cluster Dimensions	31.89in
Surface Mount Dimensions	22.83in
Weight (Inc Canopy)	23.4lb
No. of Boxes	7
Drop from Ceiling	78.74in



MELT MINI ROUND LED

Opalescent/Gold	MLPS05OPG-PUSM5
Opalescent/Silver	MLPS05OP-PUSM5
Silver	MLPS05CH-PUSM5
Gold	MLPS05G-PUSM5
Copper	MLPS05C-PUSM5
Smoke	MLPS05SM-PUSM5
Cluster Dimensions	28.74in
Surface Mount Dimensions	22.83in
Weight (Inc Canopy)	26.5lb
No. of Boxes	11
Drop from Ceiling	78.74in



MELT LARGE ROUND LED

Opalescent/Gold	MLPS06OPG-PUSM5
Opalescent/Silver	MLPS06OP-PUSM5
Silver	MLPS06CH-PUSM5
Gold	MLPS06G-PUSM5
Copper	MLPS06C-PUSM5
Smoke	MLPS06SM-PUSM5
Cluster Dimensions	37.4in
Surface Mount Dimensions	22.83in
Weight (Inc Canopy)	32.2lb
No. of Boxes	11
Drop from Ceiling	78.74in



MELT MEGA ROUND LED

Opalescent/Gold	MLMS02OPG-PUSM4
Opalescent/Silver	MLMS02OP-PUSM4
Gold	MLMS02G-PUSM4
Silver	MLMS02CH-PUSM4
Copper	MLMS02C-PUSM4
Smoke	MLMS02SM-PUSM4
Cluster Dimensions	60.63in
Surface Mount Dimensions	58.27in
Weight (Inc Canopy)	95.2lb
No. of Boxes	23
Drop from Ceiling	78.74in



MIRROR BALL RANGE ROUND LED

Silver	MBPS02-PUSM5
Gold	MBPS02G-PUSM5
Cluster Dimensions	37.4in
Surface Mount Dimensions	22.83in
Weight (Inc Canopy)	26.5lb
No. of Boxes	7
Drop from Ceiling	78.74in



MIRROR BALL 40CM/16IN ROUND LED

Silver	MBPS01-PUSM5
Gold	MBPS01G-PUSM5
Cluster Dimensions	22.83in
Surface Mount Dimensions	22.83in
Weight (Inc Canopy)	32lb
No. of Boxes	7
Drop from Ceiling	78.74in



MIRROR BALL 25CM/10IN LINEAR LED

Silver	MBPS03-PUSM5
Gold	MBPS03G-PUSM5
Cluster Dimensions	62.6in
Surface Mount Dimensions	61.81in
Weight (Inc Canopy)	32lb
No. of Boxes	11
Drop from Ceiling	39.37in



COPPER 25CM/10IN ROUND LED

Copper	CLPS02-PUSM5
Cluster Dimensions	27.56in
Surface Mount Dimensions	22.83in
Weight (Inc Canopy)	25.8lb
No. of Boxes	11
Drop from Ceiling	78.74in



COPPER TRIO ROUND LED

Copper	CLPS03-PUSM5
Cluster Dimensions	30.71in
Surface Mount Dimensions	22.83in
Weight (Inc Canopy)	24lb
No. of Boxes	7
Drop from Ceiling	78.74in



BEAT TRIO ROUND LED

Black	BLPS01-PUSM5
Brass	BLPS01B-PUSM5
White	BLPS01WH-PUSM5
Cluster Dimensions	26.77in
Surface Mount Dimensions	22.83in
Weight (Inc Canopy)	28.7lb
No. of Boxes	7
Drop from Ceiling	78.74in



BEAT RANGE ROUND LED

Black	BLPS02-PUSM5
Brass	BLPS02B-PUSM5
White	BLPS02WH-PUSM5
Cluster Dimensions	33.46in
Surface Mount Dimensions	22.83in
Weight (Inc Canopy)	41.9lb
No. of Boxes	9
Drop from Ceiling	78.74in



BEAT TRIO LINEAR LED

Black	BLPS04-PUSM5
Cluster Dimensions	66.93in
Surface Mount Dimensions	61.81in
Weight (Inc Canopy)	45.9lb
No. of Boxes	7
Drop from Ceiling	39.37in



BEAT RANGE LINEAR LED

Black	BLPS03-PUSM5
Brass	BLPS03B-PUSM5
White	BLPS03W-PUSM5
Cluster Dimensions	61.42in
Surface Mount Dimensions	61.81in
Weight (Inc Canopy)	51.1lb
No. of Boxes	13
Drop from Ceiling	39.37in



UNBEATEN TRIO ROUND LED

Aluminium	BLPS01A-PUSM5
Cluster Dimensions	26.77in
Surface Mount Dimensions	22.83in
Weight (Inc Canopy)	28.7lb
No. of Boxes	7
Drop from Ceiling	78.74in



UNBEATEN RANGE ROUND LED

Aluminum	BLPS02A-PUSM5
Cluster Dimensions	33.46in
Surface Mount Dimensions	22.83in
Weight (Inc Canopy)	41.9lb
No. of Boxes	9
Drop from Ceiling	78.74in



UNBEATEN TRIO LINEAR LED

Aluminum	BLPS04A-PUSM5
Cluster Dimensions	66.93in
Surface Mount Dimensions	61.81in
Weight (Inc Canopy)	45.9lb
No. of Boxes	7
Drop from Ceiling	39.37in



UNBEATEN RANGE LINEAR LED

Aluminum	BLPS03A-PUSM5
Cluster Dimensions	61.42in
Surface Mount Dimensions	61.81in
Weight (Inc Canopy)	51.1lb
No. of Boxes	13
Drop from Ceiling	39.37in

PENDANT SYSTEM INFORMATION

Bespoke Pendant Systems

You can order a bespoke pendant system as long as your order abides by the following constraints:

Round surface mount	20kgs (44.09 lbs)
Linear surface mount	20kgs (44.09 lbs)
Mega surface mount	52kgs (115 lbs)

Round and Linear Surface Mount

Made from laser cut steel and vacuum formed plastic, the Pendant System is a mechanically engineered complete lighting solution for suspending multiple Tom Dixon lighting configurations and conceals unsightly wiring.

Maximum quantity of pendants per ceiling surface mount: 6

Mega

The Mega ceiling surface mount is made from an aluminium plate with a raw, industrial style finish, offering up to 215 hole positions. Each style can be customised by simply drilling a hole in the desired position.

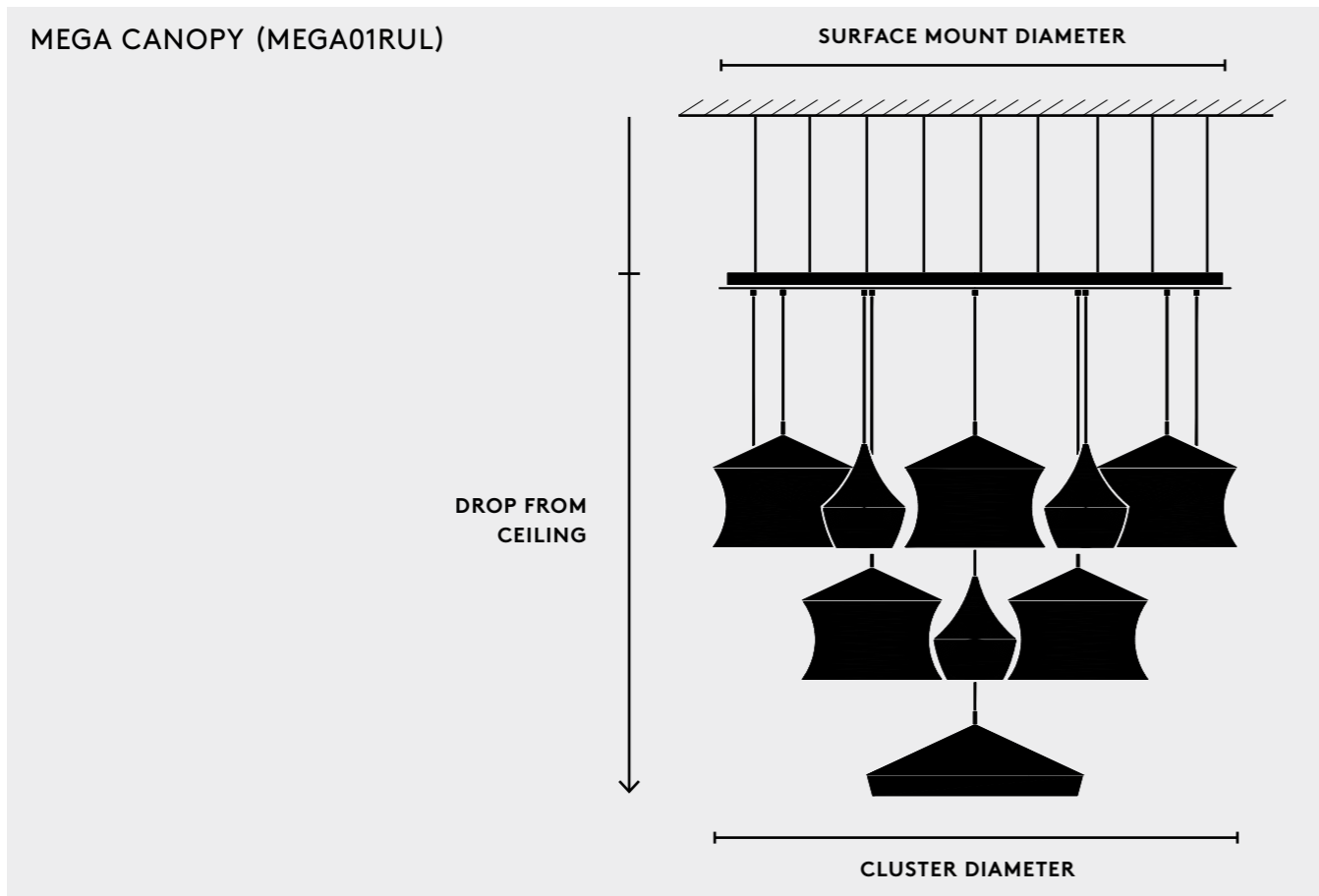
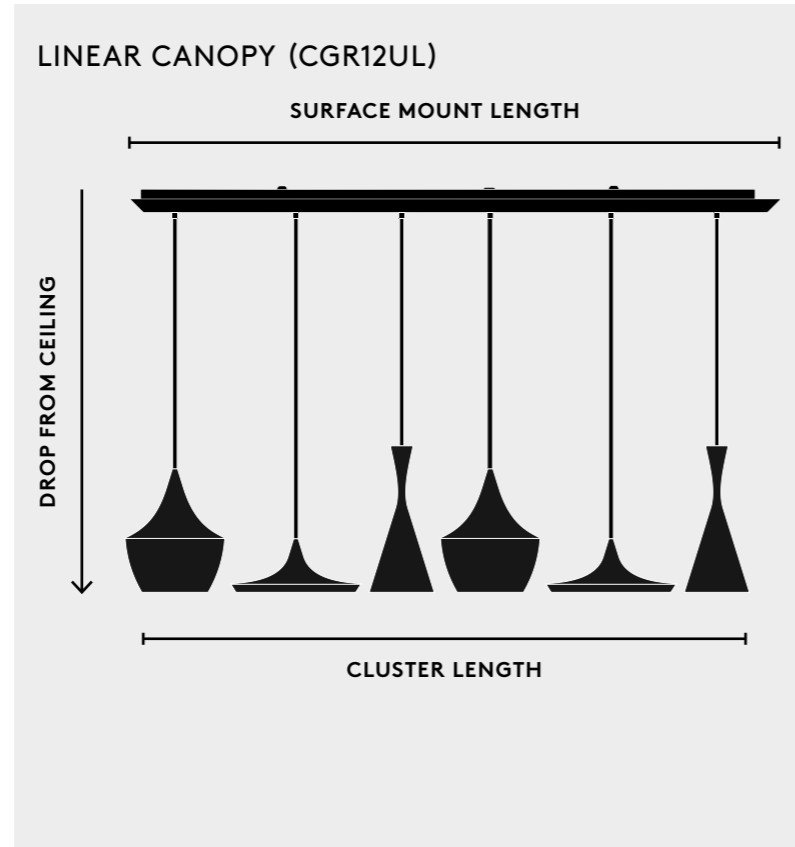
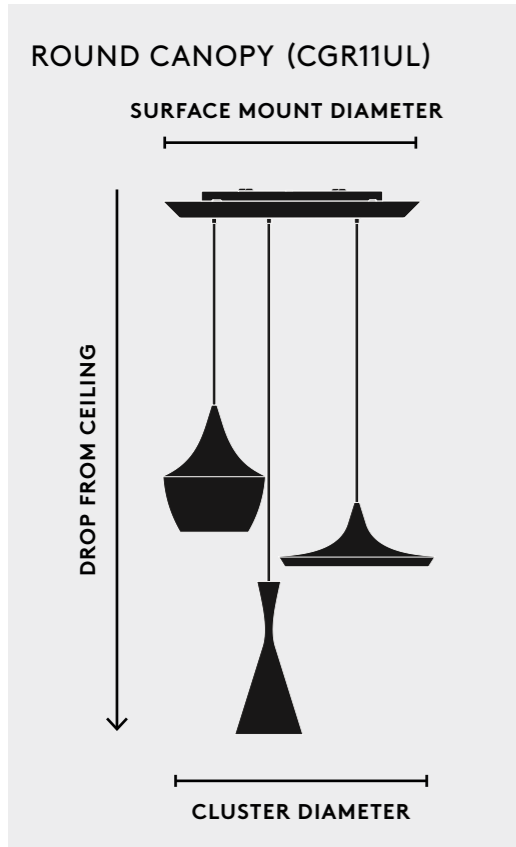
Maximum quantity of pendants per ceiling surface mount: 19

Installation

To assist with installation, the surface mounts have etched hole markings with easy to follow co-ordinates, allowing for a flexible positioning of pendants within a cluster.

Detailed plans of the configurations and co-ordinates for multiple product clusters are available to download directly from the Tom Dixon website. In addition, all of our surface mounts can be primed and painted to compliment any interior environment.

MEASUREMENT GUIDE





























LIGHTING ADDENDUM


























CHANDELIERS

							
	Mini Chandelier Fitting Silver LEDC04CHUL	Mini Chandelier Fitting Gold LEDC04GOUL	Small Chandelier Fitting Silver LEDC01CHUL	Small Chandelier Fitting Gold LEDC01GOUL	Large Chandelier Fitting Silver LEDC02CHUL	Large Chandelier Fitting Gold LEDC02GOUL	Burst Chandelier Fitting Black LEDC03BKUL
Melt Mini Silver 10in MES02CH		•	•				
Melt Mini Gold 10in MES02G		•	•				
Melt Mini Copper 10in MES02CO		•	•				
Melt Mini Smoke 10in MES02SM		•	•				
Melt Mini Opal 10in MES02OP		•	•				
Melt Silver 20in MES01CH				•	•	•	•
Melt Gold 20in MES01G				•	•	•	•
Melt Copper 20in MES01CO				•	•	•	•
Melt Smoke 20in MES01SM				•	•	•	•
Melt Opal 20in MES01OP				•	•	•	•
Mirror Ball Mini Silver 10in MBB25A		•	•				
Mirror Ball MiniGold 10in MBB25G		•	•				
Mirror Ball Silver 16in MBB40A				•	•	•	•
Mirror Ball Gold 16in MBB40G				•	•	•	•
Mirror Ball Silver 20in MBB50A				•	•	•	•
Mirror Ball Gold 20in MBB50G				•	•	•	•
Copper 18in COS02CO				•	•	•	•
Shade Quantity	4	4	4	4	7	7	12

For ordering process please contact Customer Services for more information.

FLOOR

					
	Cone Slim Floor Fitting Black CONF04BKUN	Cone Fat Floor Fitting Black CONF03BKUN	Cone Fat Floor Fitting Silver CONF03SSUN	Standing Chandelier Gold LED SCLED01GO	Standing Chandelier Silver LED SCLED01CH
Base	CONF04BKUN	CONF03BKUN	CONF03SSUN	SCLED01GO	SCLED01CH
Cable Set	LEDFC01UN	LEDFC01UN	LEDFC01UN	LEDFC02UN	LEDFC02UN
BOM Header	CONF04BK-FUN01M1	CONF03-FUN01M1	CONF03SS-FUN01M1	SCLED01GO-FUN01M1	SCLED01CH-FUN01M1
Melt Silver Mini 10in MES02CH				•	•
Melt Gold Mini 10in MES02G				•	•
Melt Copper Mini 10in MES02CO				•	•
Melt Smoke Mini 10in MES02SM				•	•
Melt Mini Opal 10in MES02OP				•	•
Mirror Ball Silver 10in MBB25A				•	•
Mirror Ball Gold 10in MBB25G				•	•
Copper 10in COS01CO					
Melt Silver 20in MES01CH		•	•	•	•
Melt Gold 20in MES01G		•	•	•	•
Melt Copper 20in MES01CO		•	•	•	•
Melt Smoke 20in MES01SM		•	•	•	•
Melt Opal 20in MES01OP		•	•	•	•
Mirror Ball Silver 16in MBB40A		•	•	•	•
Mirror Ball Gold 16in MBB40G		•	•	•	•
Mirror Ball Silver 20in MBB50A		•	•	•	•
Mirror Ball Gold 20in MBB50G		•	•	•	•
Copper 18in COS02CO		•	•	•	•
Shade Quantity	1	1	1	3 x small shades + 4 x large shades. (10in = Small) (20in = Large)	3 x small shades + 4 x large shades (10in = Small) (20in = Large)

For ordering process please contact Customer Services for more information. Prices include VAT.

FLOOR & HANGING



Base	LEDPH01BKUN	LEDPH01BKUN
Melt Silver Mini 10in MES02CH		
Melt Gold Mini 10in MES02G		
Melt Copper Mini 10in MES02CO		
Melt Smoke Mini 10in MES02SM		
Melt Mini Opal 10in MES02OP		
Mirror Ball Silver 10in MBB25A		
Mirror Ball Gold 10in MBB25G		
Copper 10in COS01CO		
Melt Silver 20in MES01CH		•
Melt Gold 20in MES01G		•
Melt Copper 20in MES01CO		•
Melt Smoke 20in MES01SM		•
Melt Opal 20in MES01OP		•
Mirror Ball Silver 16in MBB40A		•
Mirror Ball Gold 16in MBB40G		•
Mirror Ball Silver 20in MBB50A		•
Mirror Ball Gold 20in MBB50G		•
Copper 18in COS02CO		
Shade Quantity	1	1

For ordering process please contact Customer Services for more information.











TABLE



Base	LEDPH01BKUN	LEDPH01BKUN
Melt Silver Mini 10in MES02CH		•
Melt Gold Mini 10in MES02G		•
Melt Copper Mini 10in MES02CO		•
Melt Smoke Mini 10in MES02SM		•
Melt Mini Opal 10in MES02OP		•
Mirror Ball Silver 10in MBB25A		•
Mirror Ball Gold 10in MBB25G		•
Copper 10in COS01CO		•
Melt Silver 20in MES01CH		
Melt Gold 20in MES01G		
Melt Copper 20in MES01CO		
Melt Smoke 20in MES01SM		
Melt Opal 20in MES01OP		
Mirror Ball Silver 16in MBB40A		
Mirror Ball Gold 16in MBB40G		
Mirror Ball Silver 20in MBB50A		
Mirror Ball Gold 20in MBB50G		
Copper 18in COS02CO		
Shade Quantity	1	1





For ordering process please contact Customer Services for more information.

FITTINGS

Ceiling Rose Finish	Shape	Ceiling Rose Diameter	Cable Type	Cable Length	Light Ranges	Tailor Made Cable Length *
 Matt Black Steel	Cone	4.92in	Black Fabric	98.43in	Beat Fat, Beat Tall, Beat Wide; Unbeaten Fat, Unbeaten Tall, Unbeaten Wide; Void, Void Mini	No
 Matt Black Steel	Cone	4.92in	Black Fabric & Tensile Wire	98.43in	Beat Stout, Beat Flat, Beat Waist, Unbeaten Stout, Unbeaten Flat, Unbeaten Waist	No
 Matt Black Steel	Dome	5.12in, 6.3in, 7.48in	Black Fabric & Tensile Wire	98.43in	Spring Small, Spring Medium, Spring Large	No
 Polished Black Steel	Dome	9.7in	Black Fabric & Tensile Wire	197in	Melt Burst	No
 Polished Silver Steel	Dome	4.53in	Clear	98.43in	Melt Silver, Melt Mini Silver, Melt Smoke, Melt Mini Smoke, Melt Opal, Melt Mini Opal; Mirror Ball Silver 9.8in, 16in, 20in	Yes
 Polished Silver Steel	Dome	10 in	Clear with Intergrated Cable Wire	197in	Melt Silver & Opal Mini, Small & Large Chandelier, Melt Smoke Mini, Small & Large Chandelier	No
 Polished Gold Steel	Dome	4.53in	Clear	98.43in	Melt Gold, Melt Mini Gold, Melt Opal, Melt Mini Opal; Mirror Ball Gold 9.8in, 16in, 20in	Yes
 Polished Gold Steel	Dome	4.53in	Black	98.43in	Stone Pendant	No
 Polished Gold Steel	Dome	10 in	Clear with Intergrated Cable Wire	197in	Melt Gold & Opal Mini, Small & Large Chandelier, Melt Copper Mini, Small & Large Chandelier	No
 Polished Copper Steel	Dome	4.53in	Clear	98.43in	Melt Copper, Melt Mini Copper; Copper Round 9.8in, 18in	Yes
 Polished Clear Glass	Dome	5.71in	Clear with Integrated Tensile Wire	98.43in	Press Sphere, Press Mini Sphere	No

* For contract orders the fitting may be modified by purchasing additional cable to a tailored length. Please contact Customer Services for more information. Please note any changes made to your Tom Dixon light will void any warranties.

CERTIFICATION

	EN 60598-1 +2	Manufacturer's declaration that the product meets EU standards for health, safety, and environmental protection. Indicates conformity in: European Union
	IECEE CB Scheme IEC 60598-1 +2 EN 55015 EN 61547 ENIEC61000-3-2 EN 61000-3-3	International Electrotechnical Commission conformity system, for mutual acceptance of test reports and certificates dealing with the safety of electrical and electronic products. Indicates conformity in: All member countries of CENELEC (Austria, Belgium, Bulgaria, Croatia, Cyprus, the Czech Republic, Denmark, Estonia, Finland, Former Yugoslav Republic of Macedonia, France, Germany, Greece, Hungary, Iceland, Ireland, Italy, Latvia, Lithuania, Luxembourg, Malta, the Netherlands, Norway, Poland, Portugal, Romania, Slovakia, Slovenia, Spain, Sweden, Switzerland, Turkey and the United Kingdom)
NZ/AUS	CB + Australia & New Zealand	The product has undergone additional CB certification and testing. Indicates conformity in: Australia & New Zealand
	CCC GB7000.1 +2 GB/T17743 GB17625.1	Products covered by the China Compulsory Certification scope must comply with national standards and technical regulations. Indicates conformity in: China
	cULus UL 1598 UL 153 UL 8750	The product has met UL's safety requirements for both the United States of America and Canada Indicates conformity in: US & Canada
	Federal Communications Commission CFR, Title 47, Part15B ICES-005	Indicates that the electromagnetic radiation from the device is below the limits specified by the Federal Communications Commission Indicates conformity in: US & Canada
T24	California Title 24	The product has been conformity assessed according to the requirements set by the California Energy Commission. (JA8 & JA10) Indicates conformity in: California
	Korean Certification	The product has been conformity assessed according to the requirements set by the Korean Agency for Technology and Standards. (KC) Indicates conformity in: Korea
Japan	CB+Japan	The product has undergone additional CB certification and testing. Indicates conformity in: Japan

IP RATING

EU / CB / CCC Version	UL Version
IP20 - Solid-object proof The minimum standard of ingress protection for lighting products. Protection against solid objects only	Dry Location A location not normally subject to dampness
IP44 - Splash-Proof Suitable for bathroom Zone 2 and covered outdoor areas. Not recommended to leave outdoor unattended or store outdoor.	Damp Location Interior or Exterior location that is periodically subject to condensation or moisture
IP55 – Jet-proof Suitable for bathroom Zone 2 and uncovered outdoor areas	

Tom Dixon lighting is not suitable for extreme conditions such as particularly dusty environments, high salinity, acid rain or continuous direct sunlight.

Bell Fluoro: The rich, vivid colour of the fluoro finish is produced by special fluorescent pigments used in the paint. Fluorescent pigments can be sensitive to UV radiation, heat, and other environmental factors.

DIMMER COMPATIBILITY

Type	Description	Compatible with Tom Dixon Light
Leading Edge Forward Phase, TRIAC	AC Mains voltage. Original and most common household dimming method. Commonly used on incandescent lighting	Yes
Trailing Edge Reverse Phase, ELV	AC Mains voltage. Electronic dimming designed for LED lighting	Yes
0-10v	Uses a signal of 0-10V to control dimming function. Common in commercial applications.	No
DALI	Digital addressable lighting interface. Uses an additional pair of wires to digitally control each light fitting independently.	No

To make Tom Dixon Lights compatible with other dimming systems, the product may be modified, it is recommended customers consult with a Lighting Engineer. Please note any changes made to your Tom Dixon light will void any warranties.

Our light fittings come with either a 3000K or 2700K light setting as standard. 3000K and 2700K are both warm lights. Additional LED accessories can be purchased, as well as spares for replacing drivers, cables or batteries to extend the life of your product. Depending on your colour temperature preference, a replaceable 3000K or 2700K LED ring accessory can be purchased and manually changed.

2700K

3000K



LIGHTING SPARES

LIGHTING SPARES

STANDARD COLOUR TEMPERATURE	RANGE	LED RING ACCESSORY (3000K)	LED RING ACCESSORY (2700K)	DRIVER SPARE	CABLE SPARE	BATTERY SPARE
PENDANTS						
3000K	Melt, Mirror Ball, Copper, Stone	LEDRING01Y	LEDRING11Y	LEDDRIVER01UL		
3000K	Spring	LEDRING01T	LEDRING11T	LEDDRIVER01UL		
2700K	Press	LEDRING01T	LEDRING11T	LEDDRIVER01UL		
3000K	Unbeaten	LEDDISC01	LEDDISC11	LEDDRIVER01UL		
3000K	Beat	LEDDISC01	LEDDISC11	LEDDRIVER01UL		
SURFACE						
3000K	Melt, Mirror Ball, Copper, Stone	LEDRING01Y	LEDRING11Y	LEDDRIVER01UL		
3000K	Spring	LEDRING01T	LEDRING11T	LEDDRIVER01UL		
2700K	Press	LEDRING01T	LEDRING11T	LEDDRIVER01UL		
TABLE						
3000K	Melt, Mirror Ball, Copper Cone Base, Bell, Beat LED, Unbeaten LED	LEDRING02A	LEDRING12A		LEDFC01UN	
2700K	Press	LEDRING02A	LEDRING12A		LEDFC01UN	
2700K	Pose	LEDRING02A	LEDRING12A		LEDFC11UN	
FLOOR						
3000K	Melt, Mirror Ball, Copper Cone Base, Beat LED, Unbeaten LED	LEDRING02A	LEDRING12A		LEDFC01UN	
FLOOR CHANDELIER						
3000K	Melt, Mirror Ball	LEDRING02A	LEDRING12A		LEDFC02UN	
FIXED CHANDELIERS						
3000K	Melt, Mirror Ball, Copper (Mini)	LEDRING02A	LEDRING12A	LEDCDRIVER01UL		
3000K	Melt, Mirror Ball, Copper (Small)	LEDRING02A	LEDRING12A	LEDCDRIVER01UL		
3000K	Melt, Mirror Ball, Copper (Large)	LEDRING02A	LEDRING12A	LEDCDRIVER02UL		

LIGHTING SPARES












3000K	Melt, Mirror Ball, Copper (Burst)	LEDRING02A	LEDRING12A			
STANDARD COLOUR TEMPERATURE	RANGE	LED RING ACCESSORY (3000K)	LED RING ACCESSORY (2700K)	DRIVER SPARE	CABLE SPARE	BATTERY SPARE
PORTABLES						
3000K	Melt	LEDPB01			POMC01	POBAT01
3000K	Bell, Stone	LEDPB02			POMC01	POBAT01
2700K, 3000K	Pose	LEDPB03	LEDPB03		POMC01	POBAT01

























SKU	DESCRIPTION
LEDRING01T	Tom Dixon CC LED Ring (T) 3000K
LEDRING01Y	Tom Dixon CC LED Ring (Y) 3000K
LEDRING02A	Tom Dixon CV LED Ring 3000K
LEDRING11T	Tom Dixon CC LED Ring (T) 2700K
LEDRING11Y	Tom Dixon CC LED Ring (Y) 2700K
LEDRING12A	Tom Dixon CV LED Ring 2700K
LEDDISC01	Tom Dixon LED Disc 3000K
LEDDISC11	Tom Dixon LED Disc 2700K
LEDPB01	Tom Dixon Portable LED G4 Bulb 3000K
LEDPB02	Tom Dixon Portable LED Ring 3000K
LEDPB03	Tom Dixon Portable LED Ring Switchable 2700K-3000K
LEDPB04	Tom Dixon Portable Large LED Ring 3000K
POBAT01	Tom Dixon Portable Battery
POBAT02	Tom Dixon Portable Double Battery Pack
POMC01	Tom Dixon Portable Magnetic Cable 79in
LEDDRIVER01UL	Tom Dixon CC Driver 100-120V UL
LEDCDRIVER01UL	Mini & Small Chandelier Driver 30W UL
LEDCDRIVER02UL	Large Chandelier Driver 75W UL



FURNITURE

FURNITURE BY FAMILY

			
Fan Stool Black	Fan Stool Natural	Fan Dining Chair Black	Fan Dining Chair Natural
			
Fan Lounge Chair Black	Fan Lounge Chair Natural	Groove Arm Chair Putty	Groove Arm Chair Moss
			
Groove Side Chair Putty	Groove Side Chair Moss	Groove Full Seat Cushion Putty	Groove Full Seat Cushion Moss
			
Groove Seat Cushion Putty	Groove Seat Cushion Moss	Groove Stool Putty	Groove Stool Moss
			
Slab Stool Black	Slab Stool Natural	Slab Stool Upholstered Black	Slab Stool Upholstered Natural

			
Slab Bar Stool Black	Slab Bar Stool Natural	Slab Dining Chair Black	Slab Dining Chair Natural
			
Slab Dining Chair Upholstered Black	Slab Dining Chair Upholstered Natural	Slab Lounge Chair Black/Black Leather	Slab Lounge Chair Natural/Black Leather
			
Slab Lounge Chair Natural/Cognac Leather	Slab Ottoman Black/Black Leather	Slab Ottoman Natural/Black Leather	Slab Ottoman Natural/Cognac Leather
			
Fan Table 60cm/24in Black, White Top	Fan Table 60cm/24in Black, Pebble Top	Fan Table 60cm/24in Natural, White Top	Fan Table 60cm/24in Natural, Pebble Top
			
Fan Table 90cm/36in Black, White Top	Fan Table 90cm/36in Black, Pebble Top	Fan Table 90cm/36in Natural, White Top	Fan Table 90cm/36in Natural, Pebble Top
			
Flash Table Circle Black	Flash Table Circle Brass	Flash Table Rectangle Black	Flash Table Rectangle Brass



Flash Table Square Black



Flash Table Square Brass



Groove Obround Table Putty



Groove Obround Table Moss



Swirl Table Small



Tube Dining Table 60cm/24in Black, White Top



Tube Dining Table 60cm/24in Black, Pebble Top



Tube Dining Table 60cm/24in Brass, White Top



Screw Cafe Table 60cm/24in, White Top



Screw Cafe Table 60cm/24in, Pebble Top



Screw Cafe Table 90cm/36in, White Top



Screw Cafe Table 90cm/36in, Pebble Top



Tube Dining Table 60cm/24in Brass, Pebble Top



Tube Dining Table 90cm/36in Black, White Top



Tube Dining Table 90cm/36in Black, Pebble Top



Tube Dining Table 90cm/36in Brass, White Top



Screw Side Table 60cm/24in, White Top



Screw Side Table 60cm/24in, Pebble Top



Slab Desk 120cm/48in Black



Slab Desk 120cm/48in Fumed



Tube Dining Table 90cm/36in Brass, Pebble Top



Tube High Table 60cm/24in Black, White Top



Tube High Table 60cm/24in Black, Pebble Top



Tube High Table 60cm/24in Brass, White Top



Slab Desk 120cm/48in Natural



Slab Round Table 90cm/36in Black



Slab Round Table 90cm/36in Natural



Slab Round Table 120cm/48in Black



Tube High Table 60cm/24in Brass, Pebble Top



Tube High Table 90cm/36in Black, White Top



Tube High Table 90cm/36in Black, Pebble Top



Tube High Table 90cm/36in Brass, White Top



Slab Round Table 120cm/48in Natural



Slab Table 200cm/79in Black



Slab Table 200cm/79in Natural



Slab Table 240cm/95in Black



Tube High Table 90cm/36in Brass, Pebble Top



Tube Wide Table 120cm/48in Black, White Top



Tube Wide Table 120cm/48in Black, Pebble Top



Fat Dining Chair Steel



Slab Table 240cm/95in Natural



Stone Table Circle Pebble



Stone Table Rectangle Pebble



Stone Table Square Pebble



Fat Dining Chair Natural Wood



Fat Dining Chair Black Wood



Fat Lounge Chair Steel



Fat Lounge Chair Natural Wood



Fat Lounge Chair Black Wood



Fat Stool 26in Steel



Fat Stool 26in Natural Wood



Fat Stool 26in Black Wood



Plump Lounge Right Facing Backrest



Plump 2.5 Seater Sofa



Plump 3 Seater Sofa



Wingback Micro Chair



Fat Stool 30in Steel



Fat Stool 30in Natural Wood



Fat Stool 30in Natural Wood



Fat Work Chair Steel



Wingback Chair



Fat Sofa Ottoman



Fat Sofa Middle Module



Fat Sofa Right Facing Arm Module



Fat Sofa Left Facing Arm Module



Fat Sofa Corner Inside Sweeping



Fat Sofa Corner Outside Sweeping



Plump Sofa Ottoman



Plump Sofa Middle Module



Plump Sofa Right Facing Chaise Longue



Plump Sofa Left Facing Chaise Longue



Plump Sofa Connecting Corner Module



Plump Sofa Left Facing Arm Module



Plump Sofa Right Facing Arm Module



Plump Sofa Wide Left Facing Arm Module



Plump Sofa Wide Right Facing Arm Module



Plump Lounge Left Facing Backrest



CHAIRS & STOOLS

GROOVE ARM CHAIR

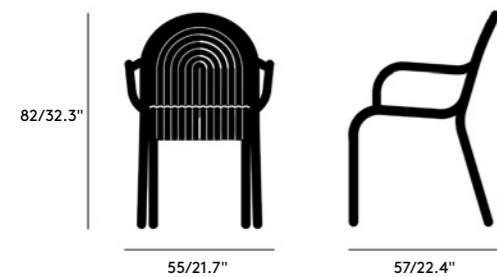


Groove, Tom Dixon’s highly anticipated outdoor collection is a family of furniture that’s been more than 10 years in the making. Crafted from durable aluminium, Groove is corrosion-resistant and built to withstand all weather conditions. The collection, with its distinctive art-deco inspired ridges, is available in two shades – Moss and Putty – designed to offer timeless elegance that fits effortlessly into any outdoor setting. Also available with matching seat cushions.

Year of Design 2025
Product Weight 10.50 lb
Certification BS EN 581-1:2017, BS EN 581-2:2015

PUTTY
Code GRAC01PU
Material Aluminium
Colour/Finish Putty, Gloss Powder Coat
Service Offer Quick Ship

MOSS
Code GRAC01MO
Material Aluminium
Colour/Finish Moss, Gloss Powder Coat
Service Offer Quick Ship



GROOVE SIDE CHAIR

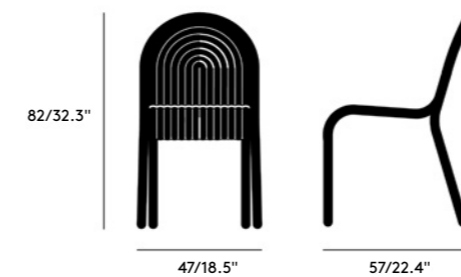


Groove, Tom Dixon’s highly anticipated outdoor collection is a family of furniture that’s been more than 10 years in the making. Crafted from durable aluminium, Groove is corrosion-resistant and built to withstand all weather conditions. The collection, with its distinctive art-deco inspired ridges, is available in two shades – Moss and Putty – designed to offer timeless elegance that fits effortlessly into any outdoor setting. Also available with matching seat cushions.

Year of Design 2025
Product Weight 9.10 lb
Certification BS EN 581-1:2017, BS EN 581-2:2015

PUTTY
Code GRSC01PU
Material Aluminium
Colour/Finish Putty, Gloss Powder Coat
Service Offer Quick Ship

MOSS
Code GRSC01MO
Material Aluminium
Colour/Finish Moss, Gloss Powder Coat
Service Offer Quick Ship



GROOVE STOOL

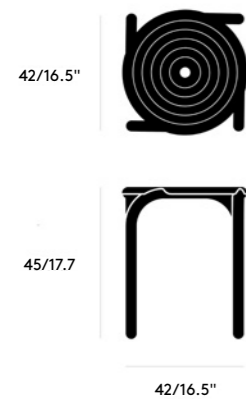


Groove, Tom Dixon’s highly anticipated outdoor collection is a family of furniture that’s been more than 10 years in the making. Crafted from durable aluminium, Groove is corrosion-resistant and built to withstand all weather conditions. The collection, with its distinctive art-deco inspired ridges, is available in two shades – Moss and Putty – designed to offer timeless elegance that fits effortlessly into any outdoor setting.

Year of Design 2025
Product Weight 4.60 lb
Certification BS EN 581-1:2017, BS EN 581-2:2015

PUTTY	
Code	GRST01PU
Material	Aluminium
Colour/Finish	Putty, Gloss Powder Coat
Service Offer	Quick Ship

MOSS	
Code	GRST01MO
Material	Aluminium
Colour/Finish	Moss, Gloss Powder Coat
Service Offer	Quick Ship



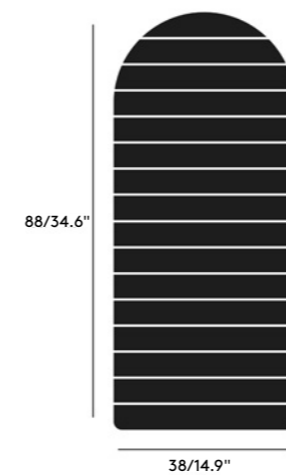
GROOVE FULL SEAT CUSHION



Year of Design 2025
Product Weight 0.80 lb
Foam Certification BS 5852 Part 2: 1982 ignition source 5 (UK Sch 1 Part 1)
Certification BS 5852 Part 1: 1979 ignition source 0 and 1 (UK Sch 4 Part 1 and 5 Part 1)

Code	GRCU02PU
Material	100% Olefin fabric; Polyurethane foam
Colour/Finish	Putty, Water repellent
Service Offer	NEW

Code	GRCU02MO
Material	100% Olefin fabric; Polyurethane foam
Colour/Finish	Moss, Water repellent
Service Offer	NEW



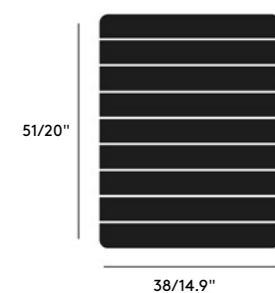
GROOVE SEAT CUSHION



Year of Design 2025
Product Weight 0.60 lb
Foam Certification BS 5852 Part 2: 1982 ignition source 5 (UK Sch 1 Part 1)
Certification BS 5852 Part 1: 1979 ignition source 0 and 1 (UK Sch 4 Part 1 and 5 Part 1)

Code GRCU01PU
Material 100% Olefin fabric; Polyurethane foam
Colour/Finish Putty, Water repellent
Service Offer NEW

Code GRCU01MO
Material 100% Olefin fabric; Polyurethane foam
Colour/Finish Moss, Water repellent
Service Offer NEW



FAN DINING CHAIR

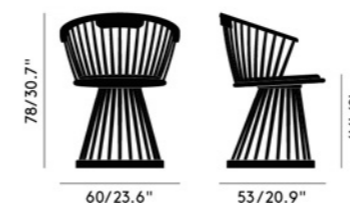


Fan is a modern take on the classical Windsor design. A British archetype converted to a contemporary silhouette, creating an exclamation mark in any space with a semi-transparent structure that takes up minimal visual mass. Crafted in oak or birch wood and formed from a series of machined wooden spindles, Fan seating features a tapering, conical base and comes with an upholstered leather seat.

Year of Design 2012
Product Weight 17.60 lb
Foam Certification BS 5852 Part 2: 1982 ignition source 5 (UK Sch 1 Part 1)

BLACK
Code FAD01BL
Material Solid Birch, Leather, Plywood
Colour/Finish Black, Matte Lacquered
Service Offer Collection

NATURAL
Code FAD02NA
Material Solid Oak, Leather, Plywood
Colour/Finish Black, Natural, Matte Lacquered
Service Offer Collection



FAN LOUNGE CHAIR

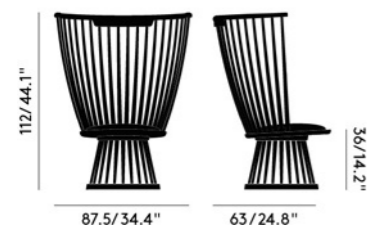


Fan is a modern take on the classical Windsor design. A British archetype converted to a contemporary silhouette, creating an exclamation mark in any space with a semi-transparent structure that takes up minimal visual mass. Crafted in ash wood and formed from a series of machined wooden spindles, Fan seating features a tapering, conical base and comes with an upholstered leather seat.

Year of Design	2010
Product Weight	30.90 lb
Foam Certification	BS 5852 Part 2: 1982 ignition source 5 (UK Sch 1 Part 1)

BLACK	
Code	FAC01BL
Material	Solid Ash, Leather, Plywood
Colour/Finish	Black, Matte Lacquered
Service Offer	Quick Ship

NATURAL	
Code	FAC01NA
Material	Solid Ash, Leather, Plywood
Colour/Finish	Black, Natural, Matte Lacquered
Service Offer	Quick Ship



FAN STOOL



Fan is a modern take on the classical Windsor design. A British archetype converted to a contemporary silhouette, creating an exclamation mark in any space with a semi-transparent structure that takes up minimal visual mass. Crafted in oak or birch wood and formed from a series of machined wooden spindles, Fan seating features a tapering, conical base and comes with an upholstered leather seat.

Year of Design	2012
Product Weight	8.40 lb
Foam Certification	BS 5852 Part 2: 1982 ignition source 5 (UK Sch 1 Part 1)

BLACK	
Top Code	FAP01BL
Top Material	Leather, Plywood
Top Colour/Finish	Black, Matte
Base Code	FAB01BL
Base Material	Solid Birch
Base Colour/Finish	Black, Matte Lacquered
Service Offer	Collection

NATURAL	
Top Code	FAP01BL
Top Material	Leather, Plywood
Top Colour/Finish	Black, Matte
Base Code	FAB02NA
Base Material	Solid Oak
Base Colour/Finish	Natural, Matte Lacquered
Service Offer	Quick Ship



SLAB BAR STOOL



Celebrating the natural beauty of oak, Slab is constructed in angular forms of inviting simplicity. Each piece has generous proportions, solid materiality and is softened with a gentle radius edge. Slab is made from solid oak, sourced from sustainably-managed forests. The surface of the wood is deeply brushed to expose its natural grain.

Year of Design	2008
Product Weight	18.50 lb
Certification	BS EN 16139: 2013 Level 1

BLACK	
Code	WOS01BL
Material	Solid Oak
Colour/Finish	Black, Brushed, Matte Lacquered
Service Offer	Quick Ship

NATURAL	
Code	WOS03NA
Material	Solid Oak
Colour/Finish	Natural, Matte Lacquered
Service Offer	Quick Ship



SLAB DINING CHAIR



Celebrating the natural beauty of oak, Slab is constructed in angular forms of inviting simplicity. Each piece has generous proportions, solid materiality and is softened with a gentle radius edge. Slab is made from solid oak, sourced from sustainably-managed forests. The surface of the wood is deeply brushed to expose its natural grain. Slab Dining Chair comes with leather seat or unupholstered.

Year of Design	2018
Product Weight	15.40 lb
Certification	BS EN 16139: 2013 Level 1

BLACK	
Code	SLC01BL
Material	Solid Oak
Colour/Finish	Black, Brushed, Matte Lacquered
Service Offer	Quick Ship

NATURAL	
Code	SLC01NA
Material	Solid Oak
Colour/Finish	Natural, Brushed, Matte Lacquered
Service Offer	Quick Ship



SLAB DINING CHAIR UPHOLSTERED



Celebrating the natural beauty of oak, Slab is constructed in angular forms of inviting simplicity. Each piece has generous proportions, solid materiality and is softened with a gentle radius edge. Slab is made from solid oak, sourced from sustainably-managed forests. The surface of the wood is deeply brushed to expose its natural grain. Slab Dining Chair comes with leather seat or unupholstered.

Year of Design	2019
Product Weight	15.40 lb
Foam Certification	California TB-117:2013
Certification	BS EN 16139: 2013 Level 1

BLACK	
Code	SLU11BL
Material	Solid Oak, Leather, Foam, Plywood
Colour/Finish	Black, Brushed, Matte Lacquered
Service Offer	Collection

NATURAL	
Code	SLU11NA
Material	Solid Oak, Leather, Foam, Plywood
Colour/Finish	Natural, Black, Brushed, Matte Lacquered
Service Offer	Collection



SLAB LOUNGE CHAIR



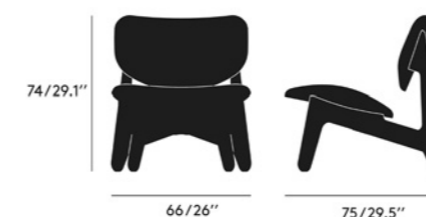
Celebrating the natural beauty of timber - Slab has generous proportions, solid materiality and is softened with a gently radius edge. The surface is deeply brushed to expose its natural grain. What was missing from the Slab range was a low lounge to support the family of tables, chairs and stools. The new Slab Lounge is a more designer graphic outcome made of solid oak or ash, with an oval seat pad upholstered in leather. The Slab Lounge can also be paired with a matching ottoman.

Year of Design	2024
Product Weight	26.50 lb
Foam Certification	California TB-117:2013
Certification	BS EN 16139: 2013 Level 1

BLACK BASE, BLACK LEATHER	
Code	SLLCU11BLSY0100
Material	Leather, Foam, Solid Oak, Plywood
Service Offer	New

NATURAL BASE, BLACK LEATHER	
Code	SLLCU11NASY0100
Material	Leather, Foam, Solid Oak, Plywood
Colour/Finish	Natural, Matte Lacquered
Service Offer	New

NATURAL BASE, COGNAC LEATHER	
Code	SLLCU11NASY0513
Material	Leather, Foam, Solid Oak, Plywood
Colour/Finish	Natural, Matte Lacquered
Service Offer	New



SLAB OTTOMAN



Celebrating the natural beauty of timber - Slab has generous proportions, solid materiality and is softened with a gently radius edge. The surface is deeply brushed to expose its natural grain. What was missing from the Slab range was a low lounger and ottoman to support the family of tables, chairs and stools. The new Slab Ottoman is a more designer graphic outcome made of solid oak, with an oval seat pad upholstered in leather.

Year of Design	2024
Product Weight	11.00 lb
Foam Certification	California TB-117:2013

BLACK BASE, BLACK LEATHER

Code	SLLCOU11BLSY0100
Material	Leather, Foam, Solid Ash, Plywood
Colour/Finish	Black, Matte Lacquered
Service Offer	New

NATURAL BASE, BLACK LEATHER

Code	SLLCOU11NASY0100
Material	Leather, Foam, Solid Ash, Plywood
Service Offer	New

NATURAL BASE, COGNAC LEATHER

Code	SLLCOU11NASY0513
Material	Leather, Foam, Solid Oak, Plywood
Colour/Finish	Natural, Matte Lacquered
Service Offer	New



SLAB STOOL



Celebrating the natural beauty of oak, Slab is constructed in angular forms of inviting simplicity. Each piece has generous proportions, solid materiality and is softened with a gentle radius edge. Slab is made from solid oak, sourced from sustainably-managed forests. The surface of the wood is deeply brushed to expose its natural grain. Slab Stool comes with leather seat or unupholstered.

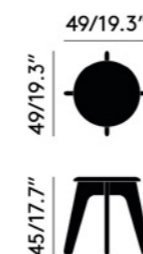
Year of Design	2022
Product Weight	8.80 lb
Environment	Indoor
Certification	BS EN 16139: 2013 Level 1, BS EN 15372: 2016 Level 2

BLACK

Code	SLS01BL
Material	Solid Oak, Plywood
Colour/Finish	Black, Brushed, Matte Lacquered
Service Offer	Quick Ship

NATURAL

Code	SLS01NA
Material	Solid Oak, Plywood
Colour/Finish	Natural, Brushed, Matte Lacquered
Service Offer	Quick Ship



SLAB STOOL UPHOLSTERED

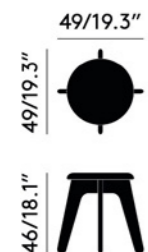


Celebrating the natural beauty of oak, Slab is constructed in angular forms of inviting simplicity. Each piece has generous proportions, solid materiality and is softened with a gentle radius edge. Slab is made from solid oak, sourced from sustainably-managed forests. The surface of the wood is deeply brushed to expose its natural grain. Slab Stool comes with leather seat or unupholstered.

Year of Design	2022
Product Weight	7.90 lb
Environment	Indoor
Foam Certification	California TB-117:2013
Certification	BS EN 16139: 2013 Level 1

BLACK	
Code	SLSU11BL
Material	Solid Oak, Leather, Foam, Plywood
Colour/Finish	Black, Brushed, Matte Lacquered
Service Offer	Quick Ship

NATURAL	
Code	SLSU11NA
Material	Solid Oak, Leather, Foam, Plywood
Colour/Finish	Natural, Brushed, Matte Lacquered
Service Offer	Quick Ship





TABLES



GROOVE OBROUND TABLE

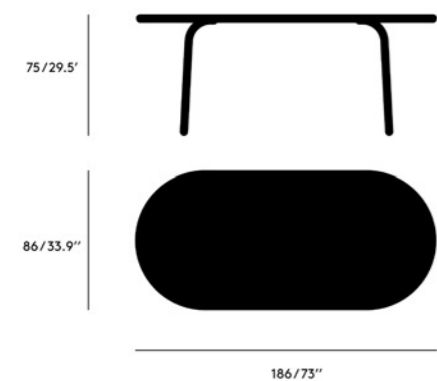


Groove, Tom Dixon's highly anticipated outdoor collection is a family of furniture that's been more than 10 years in the making. Crafted from durable aluminium, Groove is corrosion-resistant and built to withstand all weather conditions. The collection, with its distinctive art-deco inspired ridges, is available in two shades – Moss and Putty – designed to offer timeless elegance that fits effortlessly into any outdoor setting.

Year of Design 2025
 Product Weight 56.50 lb
 Certification BS EN 581-1:2017, BS EN 581-3:2007

PUTTY	
Code	GRDT01PU-M1
Material	Aluminium
Colour/Finish	Putty, Gloss Powder Coat
Service Offer	Quick Ship

MOSS	
Code	GRDT01MO-M1
Material	Aluminium
Colour/Finish	Moss, Gloss Powder Coat
Service Offer	Quick Ship



FAN TABLE 60CM/24IN




Fan is a modern take on the classical Windsor design. A British archetype converted to a contemporary silhouette, creating an exclamation mark in any space with a semi-transparent structure that takes up minimal visual mass. Crafted in oak or birch wood and formed from a series of machined wooden spindles, Fan tables feature a tapering, conical base and come with a marble table top.

Year of Design 2012
 Product Weight 41.40 lb
 Certification BS EN 15372: 2016 Level 2

BLACK BASE, WHITE MARBLE	
Top Code	TOPT01W
Top Material	Marble, Plywood
Top Colour/Finish	White, Polished
Base Code	FAB01BL
Base Material	Solid Birch
Base Colour/Finish	Black, Matte Lacquered
Service Offer	Quick Ship

BLACK BASE, PEBBLE MARBLE	
Top Code	TOPT02PE
Top Material	Marble, Plywood
Top Colour/Finish	Natural, Polished
Base Code	FAB01BL
Base Material	Solid Birch
Base Colour/Finish	Black, Matte Lacquered
Service Offer	Collection



FAN TABLE 60CM/24IN



Fan is a modern take on the classical Windsor design. A British archetype converted to a contemporary silhouette, creating an exclamation mark in any space with a semi-transparent structure that takes up minimal visual mass. Crafted in oak or birch wood and formed from a series of machined wooden spindles, Fan tables feature a tapering, conical base and come with a marble table top.

Year of Design	2012
Product Weight	41.40 lb
Certification	BS EN 15372: 2016 Level 2

NATURAL BASE, WHITE MARBLE


Top Code	TOPT01W
Top Material	Marble, Plywood
Top Colour/Finish	White, Polished
Base Code	FAB02NA
Base Material	Solid Oak
Base Colour/Finish	Natural, Matte Lacquered

Service Offer	Quick Ship
---------------	------------

NATURAL BASE, PEBBLE MARBLE

Top Code	TOPT02PE
Top Material	Marble, Plywood
Top Colour/Finish	Natural, Polished
Base Code	FAB02NA
Base Material	Solid Oak
Base Colour/Finish	Natural, Matte Lacquered

Service Offer	Collection
---------------	------------



FAN TABLE 90CM/36IN



Fan is a modern take on the classical Windsor design. A British archetype converted to a contemporary silhouette, creating an exclamation mark in any space with a semi-transparent structure that takes up minimal visual mass. Crafted in oak or birch wood and formed from a series of machined wooden spindles, Fan tables feature a tapering, conical base and come with a marble table top.

Year of Design	2012
Product Weight	78.90 lb
Certification	BS EN 15372: 2016 Level 2

BLACK BASE, WHITE MARBLE

Top Code	TOPT04W
Top Material	Marble, Plywood
Top Colour/Finish	White, Polished
Base Code	FAB01BL
Base Material	Solid Birch
Base Colour/Finish	Black, Matte Lacquered

Service Offer	Quick Ship
---------------	------------

BLACK BASE, PEBBLE MARBLE

Top Code	TOPT03PE
Top Material	Marble, Plywood
Top Colour/Finish	Natural, Polished
Base Code	FAB01BL
Base Material	Solid Birch
Base Colour/Finish	Black, Matte Lacquered

Service Offer	Collection
---------------	------------



FAN TABLE 90CM/36IN



Fan is a modern take on the classical Windsor design. A British archetype converted to a contemporary silhouette, creating an exclamation mark in any space with a semi-transparent structure that takes up minimal visual mass. Crafted in oak or birch wood and formed from a series of machined wooden spindles, Fan tables feature a tapering, conical base and come with a marble table top.

Year of Design 2012
Product Weight 78.90 lb
Certification BS EN 15372: 2016 Level 2

NATURAL BASE, WHITE MARBLE

Top Code TOPT04W
Top Material Marble, Plywood
Top Colour/Finish White, Polished
Base Code FAB02NA
Base Material Solid Oak
Base Colour/Finish Natural, Matte Lacquered

Service Offer Quick Ship

NATURAL BASE, PEBBLE MARBLE

Top Code TOPT03PE
Top Material Marble, Plywood
Top Colour/Finish Natural, Polished
Base Code FAB02NA
Base Material Solid Oak
Base Colour/Finish Natural, Matte Lacquered

Service Offer Collection



FLASH TABLE CIRCLE



In true glam-rock fashion, Flash is part of our continued quest to create an ultra-reflective, theatrical surface which mirrors its surroundings. The tables in the family come in different finishes with a mirrored glass surface. Flash are moody singular statements that can be nested together as a three-tiered multi-level coffee table. Flash Table Circle is the mid-height table in the family.

Year of Design 2009
Product Weight 32.40 lb
Certification BS EN 15372: 2016 Level 2

BLACK

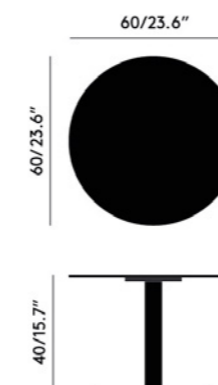
Code FLT05BL
Material Steel, Glass
Colour/Finish Black, Glass Powder Coat
Top Material Glass
Top Colour/Finish Black, Polished
Base Material Steel
Base Colour/Finish Black, Gloss Powder Coat

Service Offer Quick Ship

BRASS

Code FLT05BR
Material Steel, Glass
Colour/Finish Brass, Brushed, Lacquered
Top Material Glass
Top Colour/Finish Black, Polished
Base Material Steel
Base Colour/Finish Brass, Brushed, Plated

Service Offer Quick Ship



FLASH TABLE RECTANGLE



In true glam-rock fashion, Flash is part of our continued quest to create an ultra-reflective, theatrical surface which mirrors its surroundings. The tables in the family come in different finishes with a mirrored glass surface. Flash are moody singular statements that can be nested together as a three-tiered multi-level coffee table. Flash Table Rectangle is the tallest table in the family.

Year of Design	2009
Product Weight	24.70 lb
Certification	BS EN 15372: 2016 Level 2

BLACK

Code	FLT04BL
Material	Steel, Glass
Colour/Finish	Black, Glass Powder Coat
Top Material	Glass
Top Colour/Finish	Black, Polished
Base Material	Steel
Base Colour/Finish	Black, Gloss Powder Coat
Service Offer	Quick Ship

BRASS

Code	FLT04BR
Material	Steel, Glass
Colour/Finish	Brass, Brushed, Lacquered
Top Material	Glass
Top Colour/Finish	Black, Polished
Base Material	Steel
Base Colour/Finish	Brass, Brushed, Plated
Service Offer	Quick Ship



FLASH TABLE SQUARE



In true glam-rock fashion, Flash is part of our continued quest to create an ultra-reflective, theatrical surface which mirrors its surroundings. The tables in the family come in different finishes with a mirrored glass surface. Flash are moody singular statements that can be nested together as a three-tiered multi-level coffee table. Flash Table Square is the lowest table in the family.


Year of Design	2009
Product Weight	59.50 lb
Certification	BS EN 15372: 2016 Level 2

BLACK

Code	FLT06BL
Material	Steel, Glass
Colour/Finish	Black, Glass Powder Coat
Top Material	Glass
Top Colour/Finish	Black, Polished
Base Material	Steel
Base Colour/Finish	Black, Gloss Powder Coat
Service Offer	Quick Ship

BRASS

Code	FLT06BR
Material	Steel, Glass
Colour/Finish	Brass, Brushed, Lacquered
Top Material	Glass
Top Colour/Finish	Black, Polished
Base Material	Steel
Base Colour/Finish	Brass, Brushed, Plated
Service Offer	Quick Ship



SCREW CAFE TABLE 60CM/24IN



Inspired by a rotating sculptor's table, Screw uses typical reinforcement details, like a piece of traditional workshop equipment. In a nod to London's industrial past, Screw is also made with materials and processes associated with the Industrial Revolution. Its rotating top on a threaded steel pole allows for adjustable height, while being sturdy and durable.

Year of Design	2007
Product Weight	72.80 lb
Certification	BS EN 15372: 2016 Level 2

BLACK BASE, WHITE MARBLE

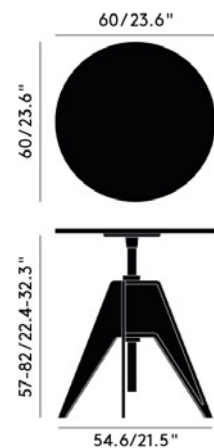
Top Code	TOPT01W
Top Material	Marble
Top Colour/Finish	White, Polished
Base Code	SCB03
Base Material	Cast Iron, Steel
Base Colour/Finish	Black, Chrome, Matte Powder Coated

Service Offer	Quick Ship
---------------	------------

BLACK BASE, PEBBLE MARBLE

Top Code	TOPT02PE
Top Material	Marble, Plywood
Top Colour/Finish	Natural, Polished
Base Code	SCB03
Base Material	Cast Iron, Steel
Base Colour/Finish	Black, Chrome, Matte Powder Coated

Service Offer	Collection
---------------	------------



SCREW CAFE TABLE 90CM/36IN



Inspired by a rotating sculptor's table, Screw uses typical reinforcement details, like a piece of traditional workshop equipment. In a nod to London's industrial past, Screw is also made with materials and processes associated with the Industrial Revolution. Its rotating top on a threaded steel pole allows for adjustable height, while being sturdy and durable.

Year of Design	2007
Product Weight	110.20 lb
Certification	BS EN 15372: 2016 Level 2

BLACK BASE, WHITE MARBLE

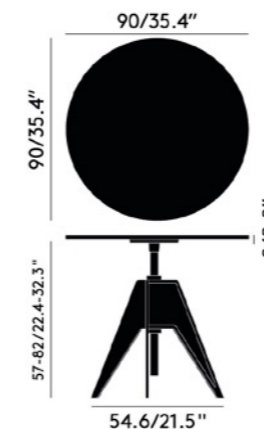
Top Code	TOPT04W
Top Material	Marble, Plywood
Top Colour/Finish	White, Polished
Base Code	SCB03
Base Material	Cast Iron, Steel
Base Colour/Finish	Black, Chrome, Matte Powder Coated

Service Offer	Quick Ship
---------------	------------

BLACK BASE, PEBBLE MARBLE

Top Code	TOPT03PE
Top Material	Marble, Plywood
Top Colour/Finish	Natural, Polished
Base Code	SCB03
Base Material	Cast Iron, Steel
Base Colour/Finish	Black, Chrome, Matte Powder Coated

Service Offer	Collection
---------------	------------



SCREW SIDE TABLE 60CM/24IN



Inspired by a rotating sculptor's table, Screw uses typical reinforcement details, like a piece of traditional workshop equipment. In a nod to London's industrial past, Screw is also made with materials and processes associated with the Industrial Revolution. Its rotating top on a threaded steel pole allows for adjustable height, while being sturdy and durable.

Year of Design	2015
Product Weight	61.70 lb
Certification	BS EN 15372: 2016 Level 2

BLACK BASE, WHITE MARBLE

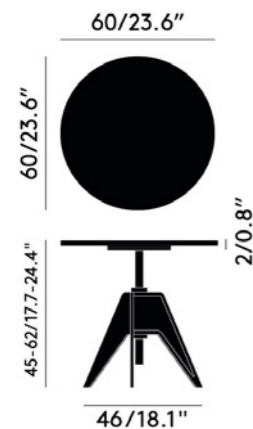
Top Code	TOPT01W
Top Material	Marble
Top Colour/Finish	White, Polished
Base Code	SCB04
Base Material	Cast Iron, Steel
Base Colour/Finish	Black, Chrome, Matte Powder Coated

Service Offer Quick Ship

BLACK BASE, PEBBLE MARBLE

Top Code	TOPT02PE
Top Material	Marble, Plywood
Top Colour/Finish	Natural, Polished
Base Code	SCB04
Base Material	Cast Iron, Steel
Base Colour/Finish	Black, Chrome, Matte Powder Coated

Service Offer Collection



SLAB DESK 120CM/48IN



Celebrating the natural beauty of oak, Slab is constructed in angular forms of inviting simplicity. Each piece has generous proportions, solid materiality and is softened with a gently radius edge. Slab is made from solid oak, left unbrushed for a smooth writing surface. For Slab Desk the traditional inkwell is turned into a cable management hole and a groove for stationery.

Year of Design	2016
Product Weight	22.00 lb

BLACK

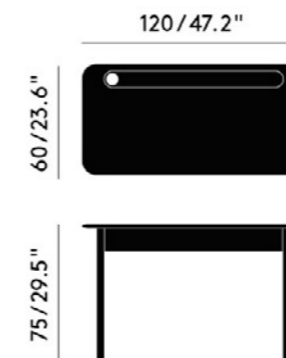
Code	SLD01BL
Top Material	Solid Oak
Top Colour/Finish	Black, Matte Lacquered
Base Material	Solid Oak
Base Colour/Finish	Black, Matte Lacquered
Service Offer	Quick Ship

NATURAL

Code	SLD01NA
Top Material	Solid Oak
Top Colour/Finish	Natural, Matte Lacquered
Base Material	Solid Oak
Base Colour/Finish	Natural, Matte Lacquered
Service Offer	Quick Ship

FUMED

Code	SLD01FU
Top Material	Solid Oak
Top Colour/Finish	Brown, Matte Lacquered
Base Material	Solid Oak
Base Colour/Finish	Brown, Matte Lacquered
Service Offer	Quick Ship



SLAB ROUND TABLE 120CM/48IN




Celebrating the natural beauty of oak, Slab is constructed in angular forms of inviting simplicity. Each piece has generous proportions, solid materiality and is softened with a gentle radius edge. Slab is made from solid oak, sourced from sustainably managed forests. The surface of the wood is deeply brushed to expose its natural grain. Slab tables come in different shapes and sizes.

Year of Design	2010
Year of Re-Design	2022
Product Weight	62.20 lb
Environment	Indoor
Certification	BS EN 15372: 2016 Level 2

BLACK	
Code	SLRT02BL
Top Material	Solid Oak
Top Colour/Finish	Black, Brushed, Matte Lacquered
Base Material	Solid Oak
Base Colour/Finish	Black, Brushed, Matte Lacquered
Service Offer	Quick Ship

NATURAL	
Code	SLRT02NA
Top Material	Solid Oak
Top Colour/Finish	Natural, Brushed, Matte Lacquered
Base Material	Solid Oak
Base Colour/Finish	Natural, Brushed, Matte Lacquered
Service Offer	Quick Ship



SLAB ROUND TABLE 90CM/36IN



Celebrating the natural beauty of oak, Slab is constructed in angular forms of inviting simplicity. Each piece has generous proportions, solid materiality and is softened with a gentle radius edge. Slab is made from solid oak, sourced from sustainably managed forests. The surface of the wood is deeply brushed to expose its natural grain. Slab tables come in different shapes and sizes.

Year of Design	2010
Year of Re-Design	2022
Product Weight	36.20 lb
Environment	Indoor
Certification	BS EN 15372: 2016 Level 2

BLACK	
Code	SLRT01BL
Top Material	Solid Oak
Top Colour/Finish	Black, Brushed, Matte Lacquered
Base Material	Solid Oak
Base Colour/Finish	Black, Brushed, Matte Lacquered
Service Offer	Quick Ship

NATURAL	
Code	SLRT01NA
Top Material	Solid Oak
Top Colour/Finish	Natural, Brushed, Matte Lacquered
Base Material	Solid Oak
Base Colour/Finish	Natural, Brushed, Matte Lacquered
Service Offer	Quick Ship



SLAB TABLE 200CM/79IN




Celebrating the natural beauty of oak, Slab is constructed in angular forms of inviting simplicity. Each piece has generous proportions, solid materiality and is softened with a gentle radius edge. Slab is made from solid oak, sourced from sustainably managed forests. The surface of the wood is deeply brushed to expose its natural grain. Slab tables come in different shapes and sizes.

Year of Design	2006
Product Weight	121.30 lb
Certification	BS EN 15372: 2016 Level 2

BLACK	
Code	WOT10BL-M1
Top Material	Solid Oak
Top Colour/Finish	Black, Brushed, Matte Lacquered
Base Material	Solid Oak
Base Colour/Finish	Black, Brushed, Matte Lacquered
Service Offer	Collection

NATURAL	
Code	WOT10NA-M1
Top Material	Solid Oak
Top Colour/Finish	Natural, Brushed, Matte Lacquered
Base Material	Solid Oak
Base Colour/Finish	Natural, Brushed, Matte Lacquered
Service Offer	Quick Ship



SLAB TABLE 240CM/95IN

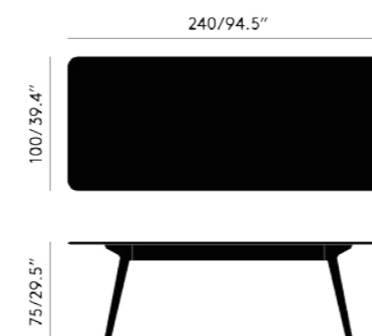


Celebrating the natural beauty of oak, Slab is constructed in angular forms of inviting simplicity. Each piece has generous proportions, solid materiality and is softened with a gentle radius edge. Slab is made from solid oak, sourced from sustainably managed forests. The surface of the wood is deeply brushed to expose its natural grain. Slab tables come in different shapes and sizes.

Year of Design	2019
Product Weight	154.30 lb
Certification	BS EN 15372: 2016 Level 2

BLACK	
Code	WOT11BL-M1
Top Material	Solid Oak
Top Colour/Finish	Black, Brushed, Matte Lacquered
Base Material	Solid Oak
Base Colour/Finish	Black, Brushed, Matte Lacquered
Service Offer	Collection

NATURAL	
Code	WOT11NA-M1
Top Material	Solid Oak
Top Colour/Finish	Natural, Brushed, Matte Lacquered
Base Material	Solid Oak
Base Colour/Finish	Natural, Brushed, Matte Lacquered
Service Offer	Collection



STONE TABLE CIRCLE

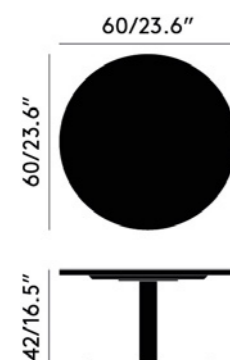


A set of three crisp and smartly detailed side tables available in square, circle and rectangle designs. Stone Tables are available with a glossy black base and a stone top made of colourful marble mined from the Shandong and Fujian provinces of China. The pattern of the natural marble is due to the crustal movement changes in the process of lava extrusion, developed over millions of years.

Year of Design 2019
Product Weight 48.10 lb

BLACK BASE, PEBBLE MARBLE

Code	STPE02BL
Material	Marble, Plywood, Steel
Colour/Finish	Natural, Black, Polished, Gloss Powder Coat
Top Material	Marble, Plywood
Top Colour/Finish	Black Pebble, Polished
Base Material	Steel
Base Colour/Finish	Black, Gloss Powder Coat
Service Offer	Quick Ship



STONE TABLE RECTANGLE



A set of three crisp and smartly detailed side tables available in square, circle and rectangle designs. Stone Tables are available with a glossy black base and a stone top made of colourful marble mined from the Shandong and Fujian provinces of China. The pattern of the natural marble is due to the crustal movement changes in the process of lava extrusion, developed over millions of years.

Year of Design 2019
Product Weight 33.30 lb

BLACK BASE, PEBBLE MARBLE

Code	STPE01BL
Material	Marble, Plywood, Steel
Colour/Finish	Natural, Black, Polished, Gloss Powder Coat
Top Material	Marble, Plywood
Top Colour/Finish	Black Pebble, Polished
Base Material	Steel
Base Colour/Finish	Black, Gloss Powder Coat
Service Offer	Quick Ship



STONE TABLE SQUARE




A set of three crisp and smartly detailed side tables available in square, circle and rectangle designs. Stone Tables are available with a glossy black base and a stone top made of colourful marble mined from the Shandong and Fujian provinces of China. The pattern of the natural marble is due to the crustal movement changes in the process of lava extrusion, developed over millions of years.

Year of Design 2019
Product Weight 99.60 lb

BLACK BASE, PEBBLE MARBLE

Code	STPE03BL
Material	Marble, Plywood, Steel
Colour/Finish	Natural, Black, Polished, Gloss Powder Coat
Top Material	Marble, Plywood
Top Colour/Finish	Black Pebble, Polished
Base Material	Steel
Base Colour/Finish	Black, Gloss Powder Coat
Service Offer	Collection



SWIRL TABLE SMALL



Made from powdered residue from the marble industry, mixed with pigment and resin, Swirl is a series of stacked, geometric blocks that create functional sculptures. Due to the nature of the pigmentation and pouring process, each piece features a unique swirled pattern. Substantial in weight, smooth in texture and bold in pattern, Swirl will inject a fresh pop sensibility into any setting.

Year of Design 2019
Product Weight 55.70 lb

MULTI

Code	SWST01
Top Material	Marble Powder, Resin
Top Colour/Finish	Blue, Polished
Base Material	Marble Powder, Resin
Base Colour/Finish	Black, White, Polished
Service Offer	Quick Ship



TUBE DINING TABLE 60CM/24IN



Reductionist in form, Tube features a striking table base made from brass plated or gloss black powder coated tubing that supports a round table top to create a simple, sleek table for all occasions. The collection includes varying tube sizes and table tops in white or pebble marble.

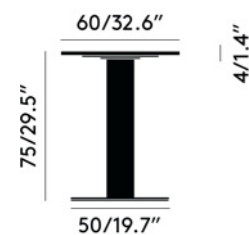
Year of Design 2017
Product Weight 73.60 lb
Certification BS EN 15372: 2016 Level 2

BLACK BASE, WHITE MARBLE

Top Code TOPT01W
Top Material Marble, Plywood
Top Colour/Finish White, Polished
Base Code TUB03BL
Base Material Steel
Base Colour/Finish Black, Gloss Powder Coat
Service Offer Collection

BLACK BASE, PEBBLE MARBLE

Top Code TOPT02PE
Top Material Marble, Plywood
Top Colour/Finish Natural, Polished
Base Code TUB03BL
Base Material Steel
Base Colour/Finish Black, Gloss Powder Coat
Service Offer Collection



TUBE DINING TABLE 60CM/24IN



Reductionist in form, Tube features a striking table base made from brass plated or gloss black powder coated tubing that supports a round table top to create a simple, sleek table for all occasions. The collection includes varying tube sizes and table tops in white or pebble marble.

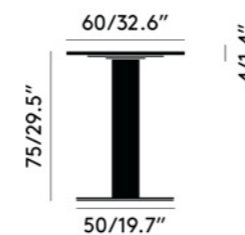
Year of Design 2017
Product Weight 73.60 lb
Certification BS EN 15372: 2016 Level 2

BRASS BASE, WHITE MARBLE

Top Code TOPT01W
Top Material Marble, Plywood
Top Colour/Finish White, Polished
Base Code TUB03BR
Base Material Steel
Base Colour/Finish Brass, Brushed, Lacquered
Service Offer Collection

BRASS BASE, PEBBLE MARBLE

Top Code TOPT02PE
Top Material Marble, Plywood
Top Colour/Finish Natural, Polished
Base Code TUB03BR
Base Material Steel
Base Colour/Finish Brass, Brushed, Lacquered
Service Offer Collection



TUBE DINING TABLE 90CM/36IN

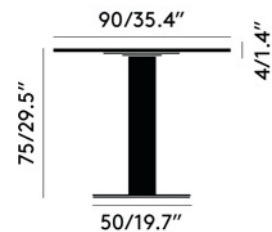


Reductionist in form, Tube features a striking table base made from brass plated or gloss black powder coated tubing that supports a round table top to create a simple, sleek table for all occasions. The collection includes varying tube sizes and table tops in white or pebble marble.

Year of Design 2017
 Product Weight 111.10 lb
 Certification BS EN 15372: 2016 Level 2

BLACK BASE, WHITE MARBLE	
Top Code	TOPT04W
Top Material	Marble, Plywood
Top Colour/Finish	White, Polished
Base Code	TUB03BL
Base Material	Steel
Base Colour/Finish	Black, Gloss Powder Coat
Service Offer	Quick Ship

BLACK BASE, PEBBLE MARBLE	
Top Code	TOPT03PE
Top Material	Marble, Plywood
Top Colour/Finish	Natural, Polished
Base Code	TUB03BL
Base Material	Steel
Base Colour/Finish	Black, Gloss Powder Coat
Service Offer	Collection



TUBE DINING TABLE 90CM/36IN

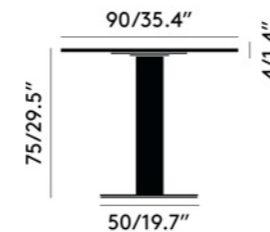


Reductionist in form, Tube features a striking table base made from brass plated or gloss black powder coated tubing that supports a round table top to create a simple, sleek table for all occasions. The collection includes varying tube sizes and table tops in white or pebble marble.

Year of Design 2017
 Product Weight 111.10 lb
 Certification BS EN 15372: 2016 Level 2

BRASS BASE, WHITE MARBLE	
Top Code	TOPT04W
Top Material	Marble, Plywood
Top Colour/Finish	White, Polished
Base Code	TUB03BR
Base Material	Steel
Base Colour/Finish	Brass, Brushed, Lacquered
Service Offer	Quick Ship

BRASS BASE, PEBBLE MARBLE	
Top Code	TOPT03PE
Top Material	Marble, Plywood
Top Colour/Finish	Natural, Polished
Base Code	TUB03BR
Base Material	Steel
Base Colour/Finish	Brass, Brushed, Lacquered
Service Offer	Collection



TUBE HIGH TABLE 60CM/24IN



Reductionist in form, Tube features a striking table base made from brass plated or gloss black powder coated tubing that supports a round table top to create a simple, sleek table for all occasions. The collection includes varying tube sizes and table tops in white or pebble marble.

Year of Design 2019
 Product Weight 78.30 lb
 Certification BS EN 15372: 2016 Level 2

BLACK BASE, WHITE MARBLE	
Top Code	TOPT01W
Top Material	Marble, Plywood
Top Colour/Finish	White, Polished
Base Code	TUB04BL
Base Material	Steel
Base Colour/Finish	Black, Gloss Powder Coat
Service Offer	Collection

BLACK BASE, PEBBLE MARBLE	
Top Code	TOPT02PE
Top Material	Marble, Plywood
Top Colour/Finish	Natural, Polished
Base Code	TUB04BL
Base Material	Steel
Base Colour/Finish	Black, Gloss Powder Coat
Service Offer	Collection



TUBE HIGH TABLE 60CM/24IN

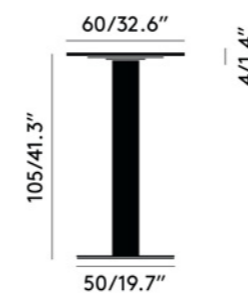


Reductionist in form, Tube features a striking table base made from brass plated or gloss black powder coated tubing that supports a round table top to create a simple, sleek table for all occasions. The collection includes varying tube sizes and table tops in white or pebble marble.

Year of Design 2019
 Product Weight 78.30 lb
 Certification BS EN 15372: 2016 Level 2

BRASS BASE, WHITE MARBLE	
Top Code	TOPT01W
Top Material	Marble, Plywood
Top Colour/Finish	White, Polished
Base Code	TUB04BR
Base Material	Steel
Base Colour/Finish	Brass, Brushed, Lacquered
Service Offer	Collection

BRASS BASE, PEBBLE MARBLE	
Top Code	TOPT02PE
Top Material	Marble, Plywood
Top Colour/Finish	Natural, Polished
Base Code	TUB04BR
Base Material	Steel
Base Colour/Finish	Brass, Brushed, Lacquered
Service Offer	Collection



TUBE HIGH TABLE 90CM/36IN



Reductionist in form, Tube features a striking table base made from brass plated or gloss black powder coated tubing that supports a round table top to create a simple, sleek table for all occasions. The collection includes varying tube sizes and table tops in white or pebble marble.

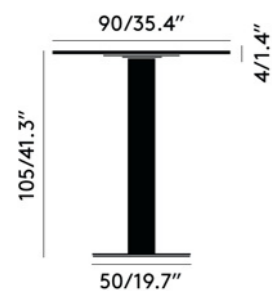
Year of Design 2019
 Product Weight 115.30 lb
 Certification BS EN 15372: 2016 Level 2

BLACK BASE, WHITE MARBLE

Top Code TOPT04W
 Top Material Marble, Plywood
 Top Colour/Finish White, Polished
 Base Code TUB04BL
 Base Material Steel
 Base Colour/Finish Black, Gloss Powder Coat
 Service Offer Quick Ship

BLACK BASE, PEBBLE MARBLE

Top Code TOPT03PE
 Top Material Marble, Plywood
 Top Colour/Finish Natural, Polished
 Base Code TUB04BL
 Base Material Steel
 Base Colour/Finish Black, Gloss Powder Coat
 Service Offer Collection



TUBE HIGH TABLE 90CM/36IN



Reductionist in form, Tube features a striking table base made from brass plated or gloss black powder coated tubing that supports a round table top to create a simple, sleek table for all occasions. The collection includes varying tube sizes and table tops in white or pebble marble.

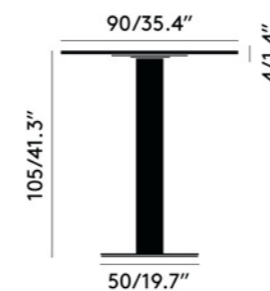
Year of Design 2019
 Product Weight 115.30 lb
 Certification BS EN 15372: 2016 Level 2

BRASS BASE, WHITE MARBLE

Top Code TOPT04W
 Top Material Marble, Plywood
 Top Colour/Finish White, Polished
 Base Code TUB04BR
 Base Material Steel
 Base Colour/Finish Brass, Brushed, Lacquered
 Service Offer Quick Ship

BRASS BASE, PEBBLE MARBLE

Top Code TOPT03PE
 Top Material Marble, Plywood
 Top Colour/Finish Natural, Polished
 Base Code TUB04BR
 Base Material Steel
 Base Colour/Finish Brass, Brushed, Lacquered
 Service Offer Collection



TUBE WIDE TABLE 120CM/48IN



Reductionist in form, Tube features a striking table base made from brass plated or gloss black powder coated tubing that supports a round table top to create a simple, sleek table for all occasions. The collection includes varying tube sizes and table tops in white or pebble marble.

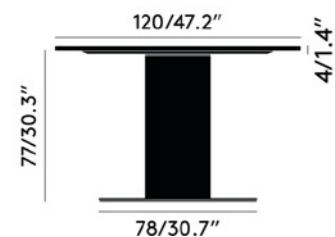
Year of Design 2019
 Product Weight 260.10 lb
 Certification BS EN 15372: 2016 Level 2

BLACK BASE, WHITE MARBLE

Top Code TOPT05W
 Top Material Marble, Plywood
 Top Colour/Finish White, Polished
 Base Code TUB02BL
 Base Material Steel
 Base Colour/Finish Black, Gloss Powder Coat
 Service Offer Collection

BLACK BASE, PEBBLE MARBLE

Top Code TOPT01PE
 Top Material Marble, Plywood
 Top Colour/Finish Natural, Polished
 Base Code TUB02BL
 Base Material Steel
 Base Colour/Finish Black, Gloss Powder Coat
 Service Offer Collection





UPHOLSTERY

FAT DINING CHAIR STEEL



Fat is designed to hug the body and allows for multiple sitting positions. Fat is made from moulded foam, wrapped in upholstery by experienced craftsmen, and is available with metal legs in high gloss black lacquer. The iconic Fat silhouette, a Tom Dixon best-seller, is now lighter and more streamlined. Ideal for home offices, workspaces, dining rooms and restaurants, catering to the hybrid lifestyle of work and play. Engineered for contract and residential use.

Year of Design	2024
Product Weight	29.1lb
Material	Fabric, Foam, Plywood, MDF, Steel
Foam Certification	California TB-117:2013
Certification	BS EN 16139: 2013 Level 1
Fabric Consumption	1.3yd
Leather Consumption	16.1sq ft

COLLECTION FABRICS

How to order
Item Code + Leg Code + Fabric Code + Fabric Colour Code
eg: FATDC11BLHE0123

Item Code
FATDC11

Fabric Code	Tom Dixon Velvet - RL	Kvadrat Melange Nap - MN
	Tom Dixon Boucle - AP	Kvadrat Divina Melange 3 -DM
	Kvadrat Hero 2 - HE	Tom Dixon Leather - SY
	Romo Linara - LN	Sahco Elle - EL
	Hallingdal 65 - HA	Febrik Gentle 2 - GE

Fabric Colour Code
For colour codes see Upholstery Guide

Leg Colour Code
Black - BLS

Service Offer Collection

TAILOR MADE FABRIC AND LEATHER

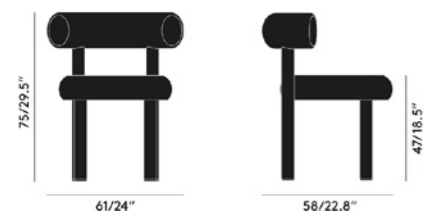
How to order
Please see Upholstery Guide

Tailor Made Fabric Code
FATDC11BLSTMF

Tailor Made Leather Code
FATDC11BLSTML

Leg Colour Code
Black - BLS

Service Offer Tailor Made



FAT DINING CHAIR WOOD



Fat is designed to hug the body and allow for multiple sitting positions. Fat is made from moulded foam, wrapped in upholstery by experienced craftsmen, and now available in brushed black ash and brushed natural oak legs for a soft and natural aesthetic. Fat Wood is manufactured in Europe, and has been re-engineered to be lighter for easier handling and movement.

Year of Design	2018
Product Weight	28.4lb
Material	Fabric, Foam, Plywood, MDF, Oak
Foam Certification	California TB-117:2013
Fabric Consumption	1.3yd
Leather Consumption	16.1sq ft

COLLECTION FABRICS

How to order
Item Code + Leg Code + Fabric Code + Fabric Colour Code
eg: FATDC11NAWHE0123

Item Code
FATDC11

Fabric Code	Tom Dixon Velvet - RL	Kvadrat Melange Nap - MN
	Tom Dixon Boucle - AP	Kvadrat Divina Melange 3 -DM
	Kvadrat Hero 2 - HE	Tom Dixon Leather - SY
	Romo Linara - LN	Sahco Elle - EL
	Hallingdal 65 - HA	Febrik Gentle 2 - GE

Fabric Colour Code
For colour codes see Upholstery Guide

Leg Colour Code
Natural - NAW, Black - BLW

Service Offer Collection

TAILOR MADE FABRIC AND LEATHER

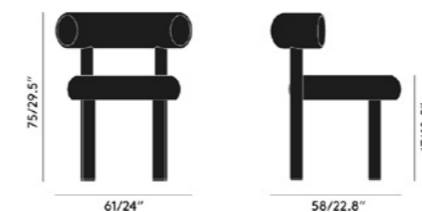
How to order
Please see Upholstery Guide

Tailor Made Fabric Code
FATDC11BLWTMF, FATDC11NAWTMF

Tailor Made Leather Code
FATDC11BLWTML, FATDC11NAWTML

Leg Colour Code
Natural - NAW, Black - BLW

Service Offer Tailor Made



FAT LOUNGE CHAIR STEEL



Fat is designed to hug the body and allows for multiple sitting positions. Fat is made from moulded foam, wrapped in upholstery by experienced craftsmen, and is available with metal legs in high gloss black lacquer. The iconic Fat silhouette, a Tom Dixon best-seller, is now lighter and more streamlined. Ideal for home offices, workspaces, dining rooms and restaurants, catering to the hybrid lifestyle of work and play. Engineered for contract and residential use.

Year of Design	2024
Product Weight	42.8lb
Material	Fabric, Foam, Plywood, MDF, Steel
Foam Certification	California TB-117:2013
Certification	BS EN 16139: 2013 Level 1
Fabric Consumption	1.9yd
Leather Consumption	26.9sq ft

COLLECTION FABRICS

How to order
Item Code + Leg Code + Fabric Code + Fabric Colour Code
eg: FATLC11BLSHE0123

Item Code
FATLC11

Fabric Code	Tom Dixon Velvet - RL	Kvadrat Melange Nap - MN
	Tom Dixon Boucle - AP	Kvadrat Divina Melange 3 -DM
	Kvadrat Hero 2 - HE	Tom Dixon Leather - SY
	Romo Linara - LN	Sahco Elle - EL
	Hallingdal 65 - HA	Febrik Gentle 2 - GE

Fabric Colour Code
For colour codes see Upholstery Guide

Leg Colour Code
Black - BLS

Service Offer Collection

TAILOR MADE FABRIC AND LEATHER

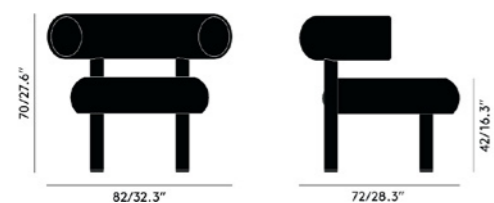
How to order
Please see Upholstery Guide

Tailor Made Fabric Code
FATLC11BLSTMF

Tailor Made Leather Code
FATLC11BLSTML

Leg Colour Code
Black - BLS

Service Offer Tailor Made



FAT LOUNGE CHAIR WOOD



Fat is designed to hug the body and allow for multiple sitting positions. Fat is made from moulded foam, wrapped in upholstery by experienced craftsmen, and now available in brushed black ash and brushed natural oak legs for a soft and natural aesthetic. Fat Wood is manufactured in Europe, and has been re-engineered to be lighter for easier handling and movement.

Year of Design	2018
Product Weight	42.1lb
Material	Fabric, Foam, Plywood, MDF, Oak
Foam Certification	California TB-117:2013
Fabric Consumption	1.9yd
Leather Consumption	26.9sq ft

COLLECTION FABRICS

How to order
Item Code + Leg Code + Fabric Code + Fabric Colour Code
eg: FATLC11NAWHE0123

Item Code
FATLC11

Fabric Code	Tom Dixon Velvet - RL	Kvadrat Melange Nap - MN
	Tom Dixon Boucle - AP	Kvadrat Divina Melange 3 -DM
	Kvadrat Hero 2 - HE	Tom Dixon Leather - SY
	Romo Linara - LN	Sahco Elle - EL
	Hallingdal 65 - HA	Febrik Gentle 2 - GE

Fabric Colour Code
For colour codes see Upholstery Guide

Leg Colour Code
Natural - NAW, Black - BLW

Service Offer Collection

TAILOR MADE FABRIC AND LEATHER

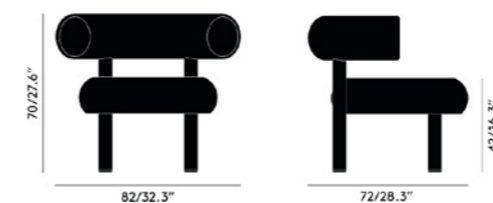
How to order
Please see Upholstery Guide

Tailor Made Fabric Code
FATLC11BLWTMF, FATLC11NAWTMF

Tailor Made Leather Code
FATLC01NAWTML, FATLC11NAWTML

Leg Colour Code
Natural - NAW, Black - BLW

Service Offer Tailor Made



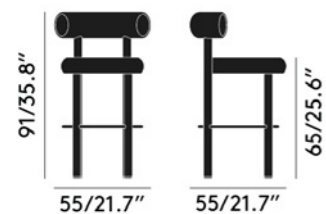
FAT COUNTER STOOL 26IN STEEL



Fat is designed to hug the body and allows for multiple sitting positions. Fat is made from moulded foam, wrapped in upholstery by experienced craftsmen, and is available with metal legs in high gloss black lacquer. The iconic Fat silhouette, a Tom Dixon best-seller, is now lighter and more streamlined. Ideal for home offices, workspaces, dining rooms and restaurants, catering to the hybrid lifestyle of work and play. Engineered for contract and residential use.

Year of Design	2024
Product Weight	28.4lb
Material	Fabric, Foam, Plywood, MDF, Steel
Foam Certification	California TB-117:2013

Fabric Consumption	1.3yd
Leather Consumption	12.9sq ft



COLLECTION FABRICS

How to order

Item Code + Leg Code + Fabric Code + Fabric Colour Code
eg: FATS12BLSHE0123

Item Code

FATS12

Fabric Code

Tom Dixon Velvet - RL	Kvadrat Melange Nap - MN
Tom Dixon Boucle - AP	Kvadrat Divina Melange 3 -DM
Kvadrat Hero 2 - HE	Tom Dixon Leather - SY
Romo Linara - LN	Sahco Elle - EL
Hallingdal 65 - HA	Febrik Gentle 2 - GE

Fabric Colour Code

For colour codes see Upholstery Guide

Leg Colour Code

Black - BLS

Service Offer Collection

TAILOR MADE FABRIC AND LEATHER

How to order

Please see Upholstery Guide

Tailor Made Fabric Code

FATS12BLSTMF

Tailor Made Leather Code

FATS12BLSTML

Leg Colour Code

Black - BLS

Service Offer Tailor Made

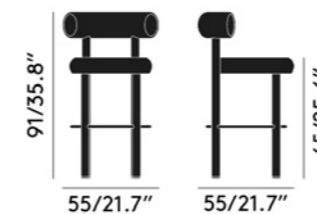
FAT STOOL 26IN WOOD



Fat is designed to hug the body and allow for multiple sitting positions. Fat is made from moulded foam, wrapped in upholstery by experienced craftsmen, and now available in brushed black ash and brushed natural oak legs for a soft and natural aesthetic. Fat Wood is manufactured in Europe, and has been re-engineered to be lighter for easier handling and movement.

Year of Design	2018
Product Weight	26.2lb
Material	Fabric, Foam, Plywood, MDF, Oak
Foam Certification	California TB-117:2013

Fabric Consumption	1.3yd
Leather Consumption	12.9sq ft



COLLECTION FABRICS

How to order

Item Code + Leg Code + Fabric Code + Fabric Colour Code
eg: FATS12NAWHE0123

Item Code

FATS12

Fabric Code

Tom Dixon Velvet - RL	Kvadrat Melange Nap - MN
Tom Dixon Boucle - AP	Kvadrat Divina Melange 3 -DM
Kvadrat Hero 2 - HE	Tom Dixon Leather - SY
Romo Linara - LN	Sahco Elle - EL
Hallingdal 65 - HA	Febrik Gentle 2 - GE

Fabric Colour Code

For colour codes see Upholstery Guide

Leg Colour Code

Natural - NAW, Black - BLW

Service Offer Collection

TAILOR MADE FABRIC AND LEATHER

How to order

Please see Upholstery Guide

Tailor Made Fabric Code

FATS12BLWTMF, FATS12NAWTMF

Tailor Made Leather Code

FATS12BLWTML, FATS12NAWTML

Leg Colour Code

Natural - NAW, Black - BLW

Service Offer Tailor Made

FAT BAR STOOL 30IN STEEL



Fat is designed to hug the body and allows for multiple sitting positions. Fat is made from moulded foam, wrapped in upholstery by experienced craftsmen, and is available with metal legs in high gloss black lacquer. The iconic Fat silhouette, a Tom Dixon best-seller, is now lighter and more streamlined. Ideal for home offices, workspaces, dining rooms and restaurants, catering to the hybrid lifestyle of work and play. Engineered for contract and residential use.

Year of Design 2024
Product Weight 29.1lb
Material Fabric, Foam, Plywood, MDF, Steel
Foam Certification California TB-117:2013

Fabric Consumption 1.3yd
Leather Consumption 12.9sq ft

COLLECTION FABRICS

How to order
 Item Code + Leg Code + Fabric Code + Fabric Colour Code
 eg: FATS11BLSHE0123

Item Code
 FATS11

Fabric Code	Tom Dixon Velvet - RL	Kvadrat Melange Nap - MN
	Tom Dixon Boucle - AP	Kvadrat Divina Melange 3 -DM
	Kvadrat Hero 2 - HE	Tom Dixon Leather - SY
	Romo Linara - LN	Sahco Elle - EL
	Hallingdal 65 - HA	Febrik Gentle 2 - GE

Fabric Colour Code
 For colour codes see Upholstery Guide

Leg Colour Code
 Black - BLS

Service Offer Collection

TAILOR MADE FABRIC AND LEATHER

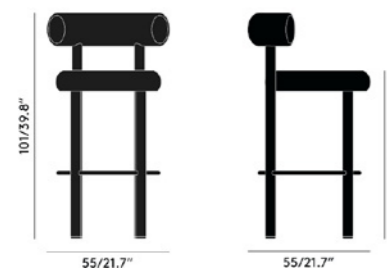
How to order
 Please see Upholstery Guide

Tailor Made Fabric Code
 FATS11BLSTMF

Tailor Made Leather Code
 FATS11BLSTML

Leg Colour Code
 Black - BLS

Service Offer Tailor Made



FAT STOOL 30IN WOOD



Fat is designed to hug the body and allow for multiple sitting positions. Fat is made from moulded foam, wrapped in upholstery by experienced craftsmen, and now available in brushed black ash and brushed natural oak legs for a soft and natural aesthetic. Fat Wood is manufactured in Europe, and has been re-engineered to be lighter for easier handling and movement.

Year of Design 2018
Product Weight 26.9lb
Material Fabric, Foam, Plywood, MDF, Oak
Foam Certification California TB-117:2013

Fabric Consumption 1.3yd
Leather Consumption 12.9sq ft

COLLECTION FABRICS

How to order
 Item Code + Leg Code + Fabric Code + Fabric Colour Code
 eg: FATS11NAWHE0123

Item Code
 FATS11

Fabric Code	Tom Dixon Velvet - RL	Kvadrat Melange Nap - MN
	Tom Dixon Boucle - AP	Kvadrat Divina Melange 3 -DM
	Kvadrat Hero 2 - HE	Tom Dixon Leather - SY
	Romo Linara - LN	Sahco Elle - EL
	Hallingdal 65 - HA	Febrik Gentle 2 - GE

Fabric Colour Code
 For colour codes see Upholstery Guide

Leg Colour Code
 Natural - NAW, Black - BLW

Service Offer Collection

TAILOR MADE FABRIC AND LEATHER

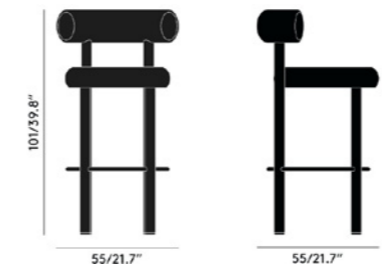
How to order
 Please see Upholstery Guide

Tailor Made Fabric Code
 FATS11BLWTMF, FATS11NAWTMF

Tailor Made Leather Code
 FATS11BLWTML, FATS11NAWTML

Leg Colour Code
 Natural - NAW, Black - BLW

Service Offer Tailor Made

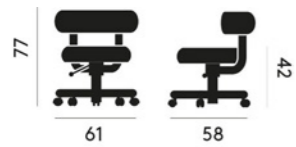


FAT WORK CHAIR STEEL



Fat Work was inspired by Tom taking home an office chair during Covid, which lasted only two days because he didn't like its aesthetic, and it didn't fit into his domestic interior environment. This dissatisfaction prompted him to design his own perfect home office chair, giving birth to Fat Work. Made in Europe, it is a true statement piece of supreme comfort. The first time Tom has put wheels on his furniture, Fat Work is height adjustable with a five-star base and engineered to support great posture.

Year of Design	2018
Product Weight	39.2lb
Material	Fabric, Foam, Plywood, MDF, Ash
Foam Certification	California TB-117:2013
Certification	BS EN 16139: 2013 Level 1; BS EN 1335-2: 2018
Fabric Consumption	1.3yd
Leather Consumption	16.1sq ft



COLLECTION FABRICS

How to order

Item Code + Leg Code + Fabric Code + Fabric Colour Code
eg: FATWK11BLHE0123

Item Code

FATWK11

Fabric Code

Tom Dixon Velvet - RL	Kvadrat Melange Nap - MN
Tom Dixon Boucle - AP	Kvadrat Divina Melange 3 -DM
Kvadrat Hero 2 - HE	Tom Dixon Leather - SY
Romo Linara - LN	Sahco Elle - EL
Hallingdal 65 - HA	Febrik Gentle 2 - GE

Fabric Colour Code

For colour codes see Upholstery Guide

Leg Colour Code

Black - BL

Service Offer Collection

TAILOR MADE FABRIC AND LEATHER

How to order

Please see Upholstery Guide

Tailor Made Fabric Code

FATWK11BLTMF

Tailor Made Leather Code

FATWK11BLTML

Leg Colour Code

Black - BL


Service Offer Tailor Made

FAT SOFA OTTOMAN



This year, Tom Dixon extends the best-selling Fat collection's design principles to sofas. Designed for utmost comfort, perfect for relaxing at home or in social spaces. The Fat sofas act as a central, inviting 'living island' in any environment, enhancing both aesthetics and functionality. The fully modular system allows for endless configurations, adapting to various spaces and needs, making it easy to create unique, personalised set-ups.

Year of Design	2024
Product Weight	55.1lb
Material	Fabric, Foam, Plywood, MDF, Steel
Foam Certification	California TB-117:2013
Certification	BS EN 16139: 2013 Level 1



COLLECTION FABRICS

How to order

Item Code + Leg Code + Fabric Code + Fabric Colour Code
eg: FATDC01BLHE0123

Item Code

FATSOT11

Fabric Code

Tom Dixon Velvet - RL	Kvadrat Melange Nap - MN
Tom Dixon Boucle - AP	Kvadrat Divina Melange 3 -DM
Kvadrat Hero 2 - HE	Tom Dixon Leather - SY
Romo Linara - LN	Sahco Elle - EL
Hallingdal 65 - HA	Febrik Gentle 2 - GE

Fabric Colour Code

For colour codes see Upholstery Guide

Leg Colour Code

Black - BLS

Service Offer Collection

TAILOR MADE FABRIC

How to order

Please see Upholstery Guide

Tailor Made Fabric Code

FATSOT11BLTMF

Leg Colour Code

Black - BLS

Service Offer Tailor Made

FAT SOFA MIDDLE MODULE



This year, Tom Dixon extends the best-selling Fat collection's design principles to sofas. Designed for utmost comfort, perfect for relaxing at home or in social spaces. The Fat sofas act as a central, inviting 'living island' in any environment, enhancing both aesthetics and functionality. The fully modular system allows for endless configurations, adapting to various spaces and needs, making it easy to create unique, personalised set-ups.

Year of Design	2024
Product Weight	70.5lb
Material	Fabric, Foam, Plywood, MDF, Steel
Foam Certification	California TB-117:2013
Certification	BS EN 16139: 2013 Level 1

COLLECTION FABRICS

How to order
Item Code + Leg Code + Fabric Code + Fabric Colour Code
eg: FATDC01BLHE0123

Item Code
FATSMI11

Fabric Code	Tom Dixon Velvet - RL	Kvadrat Melange Nap - MN
	Tom Dixon Boucle - AP	Kvadrat Divina Melange 3 -DM
	Kvadrat Hero 2 - HE	Romo Linara - LN
	Sahco Elle - EL	Hallingdal 65 - HA
	Febrik Gentle 2 - GE	

Fabric Colour Code
For colour codes see Upholstery Guide

Leg Colour Code
Black - BLS

Service Offer Collection

TAILOR MADE FABRIC

How to order
Please see Upholstery Guide

Tailor Made Fabric Code
FATSMI11BLSTMF

Leg Colour Code
Black - BLS

Service Offer Tailor Made



FAT SOFA RIGHT FACING ARM MODULE



This year, Tom Dixon extends the best-selling Fat collection's design principles to sofas. Designed for utmost comfort, perfect for relaxing at home or in social spaces. The Fat sofas act as a central, inviting 'living island' in any environment, enhancing both aesthetics and functionality. The fully modular system allows for endless configurations, adapting to various spaces and needs, making it easy to create unique, personalised set-ups.

Year of Design	2024
Product Weight	92.6lb
Material	Fabric, Foam, Plywood, MDF, Steel
Foam Certification	California TB-117:2013
Certification	BS EN 16139: 2013 Level 1

COLLECTION FABRICS

How to order
Item Code + Leg Code + Fabric Code + Fabric Colour Code
eg: FATDC01BLHE0123

Item Code
FATSRFA11

Fabric Code	Tom Dixon Velvet - RL	Kvadrat Melange Nap - MN
	Tom Dixon Boucle - AP	Kvadrat Divina Melange 3 -DM
	Kvadrat Hero 2 - HE	Romo Linara - LN
	Sahco Elle - EL	Hallingdal 65 - HA
	Febrik Gentle 2 - GE	

Fabric Colour Code
For colour codes see Upholstery Guide

Leg Colour Code
Black - BLS

Service Offer Collection

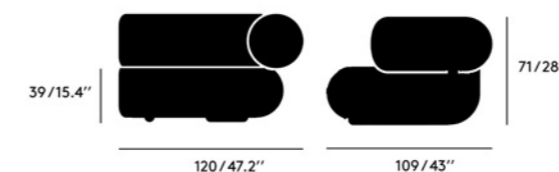
TAILOR MADE FABRIC

How to order
Please see Upholstery Guide

Tailor Made Fabric Code
FATSRFA11BLSTMF

Leg Colour Code
Black - BLS

Service Offer Tailor Made



FAT SOFA LEFT FACING ARM MODULE



This year, Tom Dixon extends the best-selling Fat collection's design principles to sofas. Designed for utmost comfort, perfect for relaxing at home or in social spaces. The Fat sofas act as a central, inviting 'living island' in any environment, enhancing both aesthetics and functionality. The fully modular system allows for endless configurations, adapting to various spaces and needs, making it easy to create unique, personalised set-ups.

Year of Design	2024
Product Weight	92.6lb
Material	Fabric, Foam, Plywood, MDF, Steel
Foam Certification	California TB-117:2013
Certification	BS EN 16139: 2013 Level 1

COLLECTION FABRICS

How to order
Item Code + Leg Code + Fabric Code + Fabric Colour Code
eg: FATDC01BLHE0123

Item Code
FATSLFA11

Fabric Code	Tom Dixon Velvet - RL	Kvadrat Melange Nap - MN
	Tom Dixon Boucle - AP	Kvadrat Divina Melange 3 -DM
	Kvadrat Hero 2 - HE	Romo Linara - LN
	Sahco Elle - EL	Hallingdal 65 - HA
	Febrik Gentle 2 - GE	

Fabric Colour Code
For colour codes see Upholstery Guide

Leg Colour Code
Black - BLS

Service Offer Collection

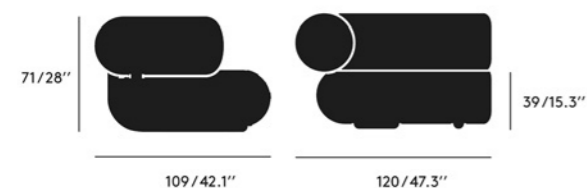
TAILOR MADE FABRIC

How to order
Please see Upholstery Guide

Tailor Made Fabric Code
FATSLFA11BLSTMF

Leg Colour Code
Black - BLS

Service Offer Tailor Made



FAT SOFA CORNER INSIDE SWEEPING



This year, Tom Dixon extends the best-selling Fat collection's design principles to sofas. Designed for utmost comfort, perfect for relaxing at home or in social spaces. The Fat sofas act as a central, inviting 'living island' in any environment, enhancing both aesthetics and functionality. The fully modular system allows for endless configurations, adapting to various spaces and needs, making it easy to create unique, personalised set-ups.

Year of Design	2024
Product Weight	97lb
Material	Fabric, Foam, Plywood, MDF, Steel
Foam Certification	California TB-117:2013
Certification	BS EN 16139: 2013 Level 1

COLLECTION FABRICS

How to order
Item Code + Leg Code + Fabric Code + Fabric Colour Code
eg: FATDC01BLHE0123

Item Code
FATSCIS11

Fabric Code	Tom Dixon Velvet - RL	Kvadrat Melange Nap - MN
	Tom Dixon Boucle - AP	Kvadrat Divina Melange 3 -DM
	Kvadrat Hero 2 - HE	Romo Linara - LN
	Sahco Elle - EL	Hallingdal 65 - HA
	Febrik Gentle 2 - GE	

Fabric Colour Code
For colour codes see Upholstery Guide

Leg Colour Code
Black - BLS

Service Offer Collection

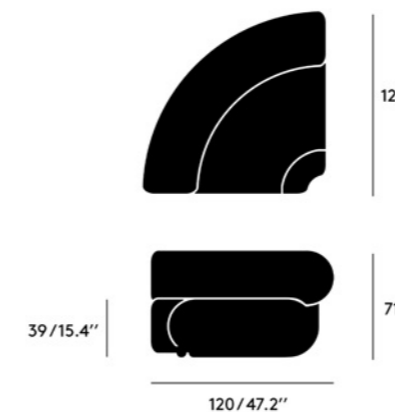
TAILOR MADE FABRIC

How to order
Please see Upholstery Guide

Tailor Made Fabric Code
FATSCIS11BLSTMF

Leg Colour Code
Black - BLS

Service Offer Tailor Made

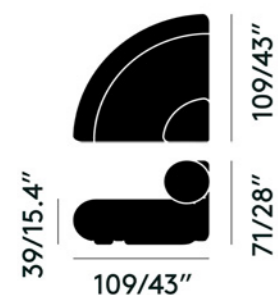


FAT SOFA CORNER OUTSIDE SWEEPING



This year, Tom Dixon extends the best-selling Fat collection's design principles to sofas. Designed for utmost comfort, perfect for relaxing at home or in social spaces. The Fat sofas act as a central, inviting 'living island' in any environment, enhancing both aesthetics and functionality. The fully modular system allows for endless configurations, adapting to various spaces and needs, making it easy to create unique, personalised set-ups.

Year of Design	2024
Product Weight	75lb
Material	Fabric, Foam, Plywood, MDF, Steel
Foam Certification	California TB-117:2013
Certification	BS EN 16139: 2013 Level 1



COLLECTION FABRICS

How to order

Item Code + Leg Code + Fabric Code + Fabric Colour Code
eg: FATDC01BLHE0123

Item Code

FATSCOS11

Fabric Code

Tom Dixon Velvet - RL	Kvadrat Melange Nap - MN
Tom Dixon Boucle - AP	Kvadrat Divina Melange 3 -DM
Kvadrat Hero 2 - HE	Sahco Elle - EL
Romo Linara - LN	Febrik Gentle 2 - GE
Hallingdal 65 - HA	

Fabric Colour Code

For colour codes see Upholstery Guide

Leg Colour Code

Black - BLS

Service Offer Collection

TAILOR MADE FABRIC

How to order

Please see Upholstery Guide

Tailor Made Fabric Code

FATSCOS11BLSTMF

Leg Colour Code

Black - BLS

Service Offer Tailor Made

PLUMP SOFA OTTOMAN



Plump is well-rounded and plush, with an implied squidginess that enhances comfort. It offers flexible configurations and is easy to move. The minimalistic design allows Plump to blend seamlessly with any interior style. The reference point for the design is the Chesterfield, a traditional English typology that has remained a British classic for centuries. Tom aimed to create something reminiscent of that in terms of proportions but with a distinct departure in appearance.

Year of Design	2024
Material	Fabric, Foam, Plywood, MDF, Steel
Foam Certification	California TB-117:2013
Certification	BS EN 16139: 2013 Level 1



COLLECTION FABRICS

How to order

Item Code + Leg Code + Fabric Code + Fabric Colour Code
eg: FATDC01BLHE0123

Item Code

PLOT11

Fabric Code

Tom Dixon Velvet - RL	Kvadrat Melange Nap - MN
Tom Dixon Boucle - AP	Kvadrat Divina Melange 3 -DM
Kvadrat Autumn - AU	Sahco Elle - EL
Kvadrat Hero 2 - HE	Febrik Gentle 2 - GE
Romo Linara - LN	
Hallingdal 65 - HA	

Fabric Colour Code

For colour codes see Upholstery Guide

Leg Colour Code

Black - BL

Service Offer Collection

TAILOR MADE FABRIC

How to order

Please see Upholstery Guide

Tailor Made Fabric Code

PLOT11BLTMF

Leg Colour Code

Black - BL

Service Offer Tailor Made

PLUMP SOFA MIDDLE MODULE



Plump is well-rounded and plush, with an implied squidginess that enhances comfort. It offers flexible configurations and is easy to move. The minimalistic design allows Plump to blend seamlessly with any interior style. The reference point for the design is the Chesterfield, a traditional English typology that has remained a British classic for centuries. Tom aimed to create something reminiscent of that in terms of proportions but with a distinct departure in appearance.

Year of Design	2024
Material	Fabric, Foam, Plywood, MDF, Steel, (Visible connecting hooks fitted on side)
Foam Certification	California TB-117:2013
Certification	BS EN 16139: 2013 Level 1



COLLECTION FABRICS

How to order
Item Code + Leg Code + Fabric Code + Fabric Colour Code
eg: FATDC01BLHE0123

Item Code
PLMI11

Fabric Code

Tom Dixon Velvet - RL	Kvadrat Melange Nap - MN
Tom Dixon Boucle - AP	Kvadrat Divina Melange 3 -DM
Kvadrat Autumn - AU	Sahco Elle - EL
Kvadrat Hero 2 - HE	Febrik Gentle 2 - GE
Romo Linara - LN	
Hallingdal 65 - HA	

Fabric Colour Code
For colour codes see Upholstery Guide

Leg Colour Code
Black - BL

Service Offer Collection

TAILOR MADE FABRIC

How to order
Please see Upholstery Guide

Tailor Made Fabric Code
PLMI11BLTMF

Leg Colour Code
Black - BL

Service Offer Tailor Made

PLUMP SOFA RIGHT FACING CHAISE LONGUE



Plump is well-rounded and plush, with an implied squidginess that enhances comfort. It offers flexible configurations and is easy to move. The minimalistic design allows Plump to blend seamlessly with any interior style. The reference point for the design is the Chesterfield, a traditional English typology that has remained a British classic for centuries. Tom aimed to create something reminiscent of that in terms of proportions but with a distinct departure in appearance.

Year of Design	2024
Product Weight	110.2lb
Material	Fabric, Foam, Plywood, MDF, Steel, (Visible connecting hooks fitted on side)
Foam Certification	California TB-117:2013
Certification	BS EN 16139: 2013 Level 1



COLLECTION FABRICS

How to order
Item Code + Leg Code + Fabric Code + Fabric Colour Code
eg: FATDC01BLHE0123

Item Code
PLRFC11

Fabric Code

Tom Dixon Velvet - RL	Kvadrat Melange Nap - MN
Tom Dixon Boucle - AP	Kvadrat Divina Melange 3 -DM
Kvadrat Autumn - AU	Sahco Elle - EL
Kvadrat Hero 2 - HE	Febrik Gentle 2 - GE
Romo Linara - LN	
Hallingdal 65 - HA	

Fabric Colour Code
For colour codes see Upholstery Guide

Leg Colour Code
Black - BL

Service Offer Collection

TAILOR MADE FABRIC

How to order
Please see Upholstery Guide

Tailor Made Fabric Code
PLRFC11BLTMF

Leg Colour Code
Black - BL

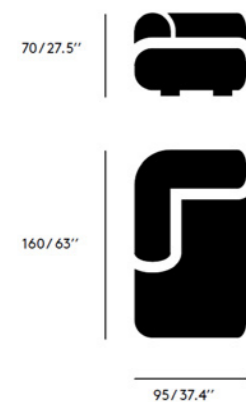
Service Offer Tailor Made

PLUMP SOFA LEFT FACING CHAISE LONGUE



Plump is well-rounded and plush, with an implied squidginess that enhances comfort. It offers flexible configurations and is easy to move. The minimalistic design allows Plump to blend seamlessly with any interior style. The reference point for the design is the Chesterfield, a traditional English typology that has remained a British classic for centuries. Tom aimed to create something reminiscent of that in terms of proportions but with a distinct departure in appearance.

Year of Design	2024
Product Weight	110.2lb
Material	Fabric, Foam, Plywood, MDF, Steel, (Visible connecting hooks fitted on side)
Foam Certification	California TB-117:2013
Certification	BS EN 16139: 2013 Level 1



COLLECTION FABRICS

How to order

Item Code + Leg Code + Fabric Code + Fabric Colour Code
eg: FATDC01BLHE0123

Item Code

PLLFC11

Fabric Code

Tom Dixon Velvet - RL	Kvadrat Melange Nap - MN
Tom Dixon Boucle - AP	Kvadrat Divina Melange 3 -DM
Kvadrat Autumn - AU	Sahco Elle - EL
Kvadrat Hero 2 - HE	Febrik Gentle 2 - GE
Romo Linara - LN	
Hallingdal 65 - HA	

Fabric Colour Code

For colour codes see Upholstery Guide

Leg Colour Code

Black - BL

Service Offer Collection

TAILOR MADE FABRIC

How to order

Please see Upholstery Guide

Tailor Made Fabric Code

PLLFC11BLTMF

Leg Colour Code

Black - BL

Service Offer Tailor Made

PLUMP SOFA CONNECTING CORNER MODULE



Plump is well-rounded and plush, with an implied squidginess that enhances comfort. It offers flexible configurations and is easy to move. The minimalistic design allows Plump to blend seamlessly with any interior style. The reference point for the design is the Chesterfield, a traditional English typology that has remained a British classic for centuries. Tom aimed to create something reminiscent of that in terms of proportions but with a distinct departure in appearance.

Year of Design	2024
Material	Fabric, Foam, Plywood, MDF, Steel, (Visible connecting hooks fitted on side)
Foam Certification	California TB-117:2013
Certification	BS EN 16139: 2013 Level 1



COLLECTION FABRICS

How to order

Item Code + Leg Code + Fabric Code + Fabric Colour Code
eg: FATDC01BLHE0123

Item Code

PLCC11

Fabric Code

Tom Dixon Velvet - RL	Kvadrat Melange Nap - MN
Tom Dixon Boucle - AP	Kvadrat Divina Melange 3 -DM
Kvadrat Autumn - AU	Sahco Elle - EL
Kvadrat Hero 2 - HE	Febrik Gentle 2 - GE
Romo Linara - LN	
Hallingdal 65 - HA	

Fabric Colour Code

For colour codes see Upholstery Guide

Leg Colour Code

Black - BL

Service Offer Collection

TAILOR MADE FABRIC

How to order

Please see Upholstery Guide

Tailor Made Fabric Code

PLCC11BLTMF

Leg Colour Code

Black - BL

Service Offer Tailor Made

PLUMP SOFA LEFT FACING ARM MODULE



Plump is well-rounded and plush, with an implied squidginess that enhances comfort. It offers flexible configurations and is easy to move. The minimalistic design allows Plump to blend seamlessly with any interior style. The reference point for the design is the Chesterfield, a traditional English typology that has remained a British classic for centuries. Tom aimed to create something reminiscent of that in terms of proportions but with a distinct departure in appearance.

Year of Design	2024
Material	Fabric, Foam, Plywood, MDF, Steel, (Visible connecting hooks fitted on side)
Foam Certification	California TB-117:2013
Certification	BS EN 16139: 2013 Level 1



COLLECTION FABRICS

How to order

Item Code + Leg Code + Fabric Code + Fabric Colour Code
eg: FATDC01BLHE0123

Item Code

PLLFA11

Fabric Code

Tom Dixon Velvet - RL	Kvadrat Melange Nap - MN
Tom Dixon Boucle - AP	Kvadrat Divina Melange 3 -DM
Kvadrat Autumn - AU	Sahco Elle - EL
Kvadrat Hero 2 - HE	Romo Linara - LN
Hallingdal 65 - HA	Febrik Gentle 2 - GE

Fabric Colour Code

For colour codes see Upholstery Guide

Leg Colour Code

Black - BL

Service Offer Collection

TAILOR MADE FABRIC

How to order

Please see Upholstery Guide

Tailor Made Fabric Code

PLLFA11BLTMF

Leg Colour Code

Black - BL

Service Offer Tailor Made

PLUMP SOFA RIGHT FACING ARM MODULE



Plump is well-rounded and plush, with an implied squidginess that enhances comfort. It offers flexible configurations and is easy to move. The minimalistic design allows Plump to blend seamlessly with any interior style. The reference point for the design is the Chesterfield, a traditional English typology that has remained a British classic for centuries. Tom aimed to create something reminiscent of that in terms of proportions but with a distinct departure in appearance.

Year of Design	2024
Material	Fabric, Foam, Plywood, MDF, Steel, (Visible connecting hooks fitted on side)
Foam Certification	California TB-117:2013
Certification	BS EN 16139: 2013 Level 1



COLLECTION FABRICS

How to order

Item Code + Leg Code + Fabric Code + Fabric Colour Code
eg: FATDC01BLHE0123

Item Code

PLRFA11

Fabric Code

Tom Dixon Velvet - RL	Kvadrat Melange Nap - MN
Tom Dixon Boucle - AP	Kvadrat Divina Melange 3 -DM
Kvadrat Autumn - AU	Sahco Elle - EL
Kvadrat Hero 2 - HE	Romo Linara - LN
Hallingdal 65 - HA	Febrik Gentle 2 - GE

Fabric Colour Code

For colour codes see Upholstery Guide

Leg Colour Code

Black - BL

Service Offer Collection

TAILOR MADE FABRIC

How to order

Please see Upholstery Guide

Tailor Made Fabric Code

PLRFA11BLTMF

Leg Colour Code

Black - BL

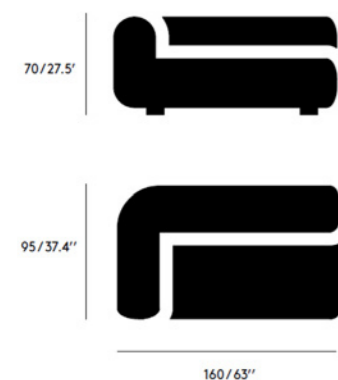
Service Offer Tailor Made

PLUMP SOFA WIDE LEFT FACING ARM MODULE



Plump is well-rounded and plush, with an implied squidginess that enhances comfort. It offers flexible configurations and is easy to move. The minimalistic design allows Plump to blend seamlessly with any interior style. The reference point for the design is the Chesterfield, a traditional English typology that has remained a British classic for centuries. Tom aimed to create something reminiscent of that in terms of proportions but with a distinct departure in appearance.

Year of Design	2024
Product Weight	97lb
Material	Fabric, Foam, Plywood, MDF, Steel, (Visible connecting hooks fitted on side)
Foam Certification	California TB-117:2013
Certification	BS EN 16139: 2013 Level 1



COLLECTION FABRICS

How to order

Item Code + Leg Code + Fabric Code + Fabric Colour Code
eg: FATDC01BLHE0123

Item Code

PLLFA12

Fabric Code

Tom Dixon Velvet - RL	Kvadrat Melange Nap - MN
Tom Dixon Boucle - AP	Kvadrat Divina Melange 3 -DM
Kvadrat Autumn - AU	Sahco Elle - EL
Kvadrat Hero 2 - HE	Romo Linara - LN
Hallingdal 65 - HA	Febrik Gentle 2 - GE

Fabric Colour Code

For colour codes see Upholstery Guide

Leg Colour Code

Black - BL

Service Offer Collection

TAILOR MADE FABRIC

How to order

Please see Upholstery Guide

Tailor Made Fabric Code

PLLFA12BLTMF

Leg Colour Code

Black - BL

Service Offer Tailor Made

PLUMP SOFA WIDE RIGHT FACING ARM MODULE



Plump is well-rounded and plush, with an implied squidginess that enhances comfort. It offers flexible configurations and is easy to move. The minimalistic design allows Plump to blend seamlessly with any interior style. The reference point for the design is the Chesterfield, a traditional English typology that has remained a British classic for centuries. Tom aimed to create something reminiscent of that in terms of proportions but with a distinct departure in appearance.

Year of Design	2024
Product Weight	97lb
Material	Fabric, Foam, Plywood, MDF, Steel, (Visible connecting hooks fitted on side)
Foam Certification	California TB-117:2013
Certification	BS EN 16139: 2013 Level 1



COLLECTION FABRICS

How to order

Item Code + Leg Code + Fabric Code + Fabric Colour Code
eg: FATDC01BLHE0123

Item Code

PLRFA12

Fabric Code

Tom Dixon Velvet - RL	Kvadrat Melange Nap - MN
Tom Dixon Boucle - AP	Kvadrat Divina Melange 3 - DM
Kvadrat Autumn - AU	Sahco Elle - EL
Kvadrat Hero 2 - HE	Romo Linara - LN
Hallingdal 65 - HA	Febrik Gentle 2 - GE

Fabric Colour Code

For colour codes see Upholstery Guide

Leg Colour Code

Black - BL

Service Offer Collection

TAILOR MADE FABRIC

How to order

Please see Upholstery Guide

Tailor Made Fabric Code

PLRFA12BLTMF

Leg Colour Code

Black - BL

Service Offer Tailor Made

PLUMP LOUNGE LEFT FACING BACKREST



Plump is well-rounded and plush, with an implied squidginess that enhances comfort. It offers flexible configurations and is easy to move. The minimalistic design allows Plump to blend seamlessly with any interior style. The reference point for the design is the Chesterfield, a traditional English typology that has remained a British classic for centuries. Tom aimed to create something reminiscent of that in terms of proportions but with a distinct departure in appearance.

Year of Design	2024
Material	Fabric, Foam, Plywood, MDF, Steel, (Visible connecting hooks fitted on side)
Foam Certification	California TB-117:2013
Certification	BS EN 16139: 2013 Level 1



COLLECTION FABRICS

How to order

Item Code + Leg Code + Fabric Code + Fabric Colour Code
eg: FATDC01BLHE0123

Item Code

PLLLFB11

Fabric Code

Tom Dixon Velvet - RL	Kvadrat Melange Nap - MN
Tom Dixon Boucle - AP	Kvadrat Divina Melange 3 -DM
Kvadrat Autumn - AU	Kvadrat Hero 2 - HE
Kvadrat Hero 2 - HE	Sahco Elle - EL
Romo Linara - LN	Febrik Gentle 2 - GE
Hallingdal 65 - HA	

Fabric Colour Code

For colour codes see Upholstery Guide

Leg Colour Code

Black - BL

Service Offer Collection

TAILOR MADE FABRIC

How to order

Please see Upholstery Guide

Tailor Made Fabric Code

PLLLFB01BLTMF

Leg Colour Code

Black - BL

Service Offer Tailor Made

PLUMP LOUNGE RIGHT FACING BACKREST



Plump is well-rounded and plush, with an implied squidginess that enhances comfort. It offers flexible configurations and is easy to move. The minimalistic design allows Plump to blend seamlessly with any interior style. The reference point for the design is the Chesterfield, a traditional English typology that has remained a British classic for centuries. Tom aimed to create something reminiscent of that in terms of proportions but with a distinct departure in appearance.

Year of Design	2024
Material	Fabric, Foam, Plywood, MDF, Steel, (Visible connecting hooks fitted on side)
Foam Certification	California TB-117:2013
Certification	BS EN 16139: 2013 Level 1



COLLECTION FABRICS

How to order

Item Code + Leg Code + Fabric Code + Fabric Colour Code
eg: FATDC01BLHE0123

Item Code

PLLRFB11

Fabric Code

Tom Dixon Velvet - RL	Kvadrat Melange Nap - MN
Tom Dixon Boucle - AP	Kvadrat Divina Melange 3 -DM
Kvadrat Autumn - AU	Kvadrat Hero 2 - HE
Kvadrat Hero 2 - HE	Sahco Elle - EL
Romo Linara - LN	Febrik Gentle 2 - GE
Hallingdal 65 - HA	

Fabric Colour Code

For colour codes see Upholstery Guide

Leg Colour Code

Black - BL

Service Offer Collection

TAILOR MADE FABRIC

How to order

Please see Upholstery Guide

Tailor Made Fabric Code

PLLRFB11BLTMF

Leg Colour Code

Black - BL

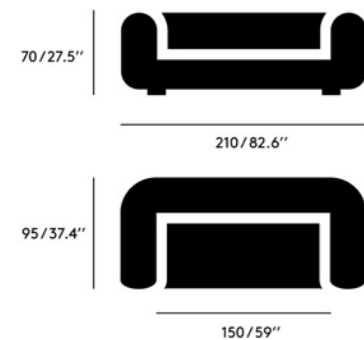
Service Offer Tailor Made

PLUMP 2.5 SEATER SOFA



Plump is well-rounded and plush, with an implied squidginess that enhances comfort. It offers flexible configurations and is easy to move. The minimalistic design allows Plump to blend seamlessly with any interior style. The reference point for the design is the Chesterfield, a traditional English typology that has remained a British classic for centuries. Tom aimed to create something reminiscent of that in terms of proportions but with a distinct departure in appearance.

Year of Design	2024
Product Weight	132.3lb
Material	Fabric, Foam, Plywood, MDF, Steel
Foam Certification	California TB-117:2013
Certification	BS EN 16139: 2013 Level 1



COLLECTION FABRICS

How to order

Item Code + Leg Code + Fabric Code + Fabric Colour Code
eg: FATDC01BLHE0123

Item Code

PLFS11

Fabric Code

Tom Dixon Velvet - RL	Kvadrat Melange Nap - MN
Tom Dixon Boucle - AP	Kvadrat Divina Melange 3 -DM
Kvadrat Autumn - AU	Sahco Elle - EL
Kvadrat Hero 2 - HE	Febrik Gentle 2 - GE
Romo Linara - LN	
Hallingdal 65 - HA	

Fabric Colour Code

For colour codes see Upholstery Guide

Leg Colour Code

Black - BL

Service Offer Collection

TAILOR MADE FABRIC

How to order

Please see Upholstery Guide

Tailor Made Fabric Code

PLFS11BLTMF

Leg Colour Code

Black - BL

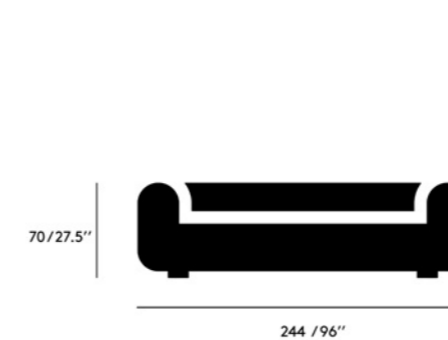
Service Offer Tailor Made

PLUMP 3 SEATER SOFA



Plump is well-rounded and plush, with an implied squidginess that enhances comfort. It offers flexible configurations and is easy to move. The minimalistic design allows Plump to blend seamlessly with any interior style. The reference point for the design is the Chesterfield, a traditional English typology that has remained a British classic for centuries. Tom aimed to create something reminiscent of that in terms of proportions but with a distinct departure in appearance.

Year of Design	2024
Product Weight	145.5lb
Material	Fabric, Foam, Plywood, MDF, Steel
Foam Certification	California TB-117:2013
Certification	BS EN 16139: 2013 Level 1



COLLECTION FABRICS

How to order

Item Code + Leg Code + Fabric Code + Fabric Colour Code
eg: FATDC01BLHE0123

Item Code

PLFS12

Fabric Code

Tom Dixon Velvet - RL	Kvadrat Melange Nap - MN
Tom Dixon Boucle - AP	Kvadrat Divina Melange 3 -DM
Kvadrat Autumn - AU	Sahco Elle - EL
Kvadrat Hero 2 - HE	Febrik Gentle 2 - GE
Romo Linara - LN	
Hallingdal 65 - HA	

Fabric Colour Code

For colour codes see Upholstery Guide

Leg Colour Code

Black - BL

Service Offer Collection

TAILOR MADE FABRIC

How to order

Please see Upholstery Guide

Tailor Made Fabric Code

PLFS12BLTMF

Leg Colour Code

Black - BL

Service Offer Tailor Made

WINGBACK MICRO CHAIR



Wingback is a nod to 17th century English wingback and balloon back archetypes, re-thought and updated for the 21st century. Its recognisable silhouette with expressive sweeping curves is formed through a hard sculptural foam shell, concealing a steel frame with a modelled plywood base. It is then covered with cut foam and given a pocket-sprung seat cushion for maximum comfort.

Year of Design	2007
Product Weight	63.9lb
Material	Fabric, Foam, Oak, Steel
Foam Certification	California TB-117:2013
Certification	BS EN 16139: 2013 Level 1
Fabric Consumption	3.1yd
Leather Consumption	59.2sq ft

COLLECTION FABRICS

How to order

Item Code + Fabric Code + Fabric Colour Code + Leg Colour Code
eg: WBC04HE0130BL

Item Code

WBC15

Fabric Code

Kvadrat Hero 2 - HE	Kvadrat Melange Nap - MN
Romo Linara - LN	Kvadrat Divina Melange 3 - DI
Hallingdal 65 - HA	Sahco Elle - EL
Romo Linara FR- LNFR	Febrik Gentle 2 - GE

Fabric Colour Code

For colour codes see Upholstery Guide

Leg Colour Code

Black - BL

Service Offer Collection

TAILOR MADE FABRIC AND LEATHER

How to order

Please see Upholstery Guide

Tailor Made Fabric Code

WBC15BLTMF

Tailor Made Leather Code

WBC15BLTML

Leg Colour Code

Black - BL

Service Offer Tailor Made



WINGBACK CHAIR



Wingback is a nod to 17th century English wingback and balloon-back archetypes, re-thought and updated for the 21st century. Its recognisable silhouette with expressive sweeping curves is formed through a hard sculptural foam shell concealing a steel frame with modelled plywood base. It is then covered with cut foam and given a pocket-sprung seat cushion for maximum comfort.

Year of Design	2007
Product Weight	75lb
Material	Fabric, Foam, Oak, Steel
Foam Certification	California TB-117:2013
Certification	BS EN 16139: 2013 Level 2
Fabric Consumption	4.6yd
Leather Consumption	107.6sq ft

COLLECTION FABRICS

How to order

Item Code + Fabric Code + Fabric Colour Code + Leg Colour Code
eg: WBC04HE0130BL

Item Code

WBC14

Fabric Code

Kvadrat Hero 2 - HE	Kvadrat Melange Nap - MN
Romo Linara - LN	Kvadrat Divina Melange 3 - DI
Hallingdal 65 - HA	Sahco Elle - EL
Romo Linara FR- LNFR	Febrik Gentle 2 - GE

Fabric Colour Code

For colour codes see Upholstery Guide

Leg Colour Code

Black - BL

Service Offer Collection

TAILOR MADE FABRIC AND LEATHER

How to order

Please see Upholstery Guide

Tailor Made Fabric Code

WBC14BLTMF

Tailor Made Leather Code

WBC14BLTML

Leg Colour Code

Black - BL

Service Offer Tailor Made



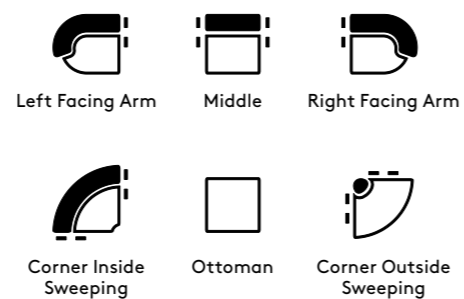


SOFAS CONFIGURATION

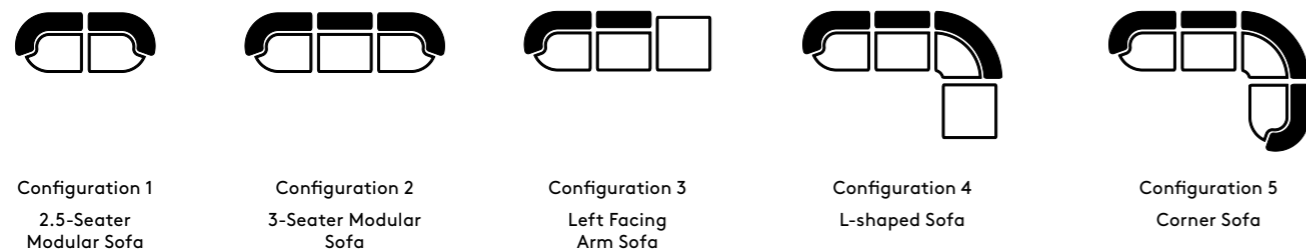
FAT SOFA

Extends the best-selling FAT collection's design principles to sofas. Designed for utmost comfort, perfect for relaxing at home or in social spaces.


Acts as a central, inviting 'living island' in any environment, enhancing both aesthetics and functionality. The fully modular system allows for endless configurations, adapting to various spaces and needs, making it easy to create unique, personalised setups.



BEST SELLING CONFIGURATIONS



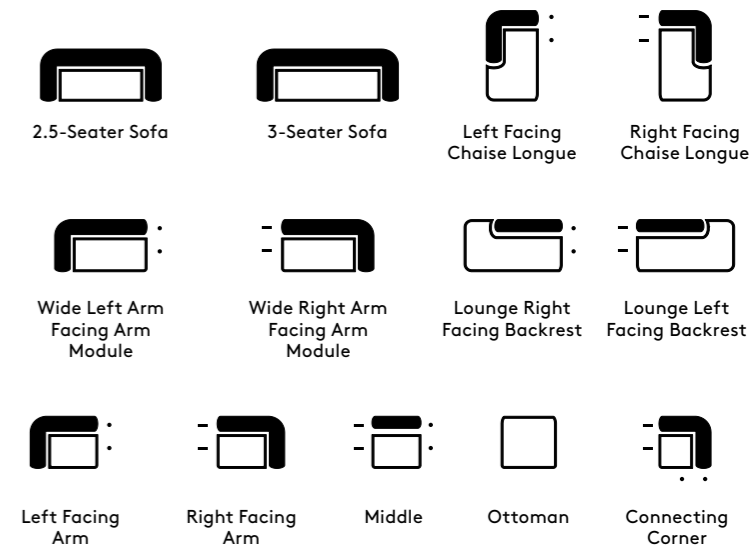
INFINITE POSSIBILITIES



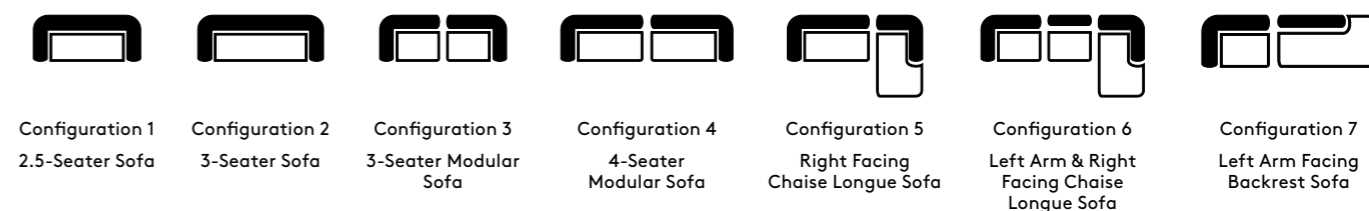
PLUMP SOFA

Tom says: *The reference point is the Chesterfield, a traditional English typology that has remained a British classic for centuries. We aimed to create something reminiscent of that in terms of proportions but with a distinct departure in appearance.*

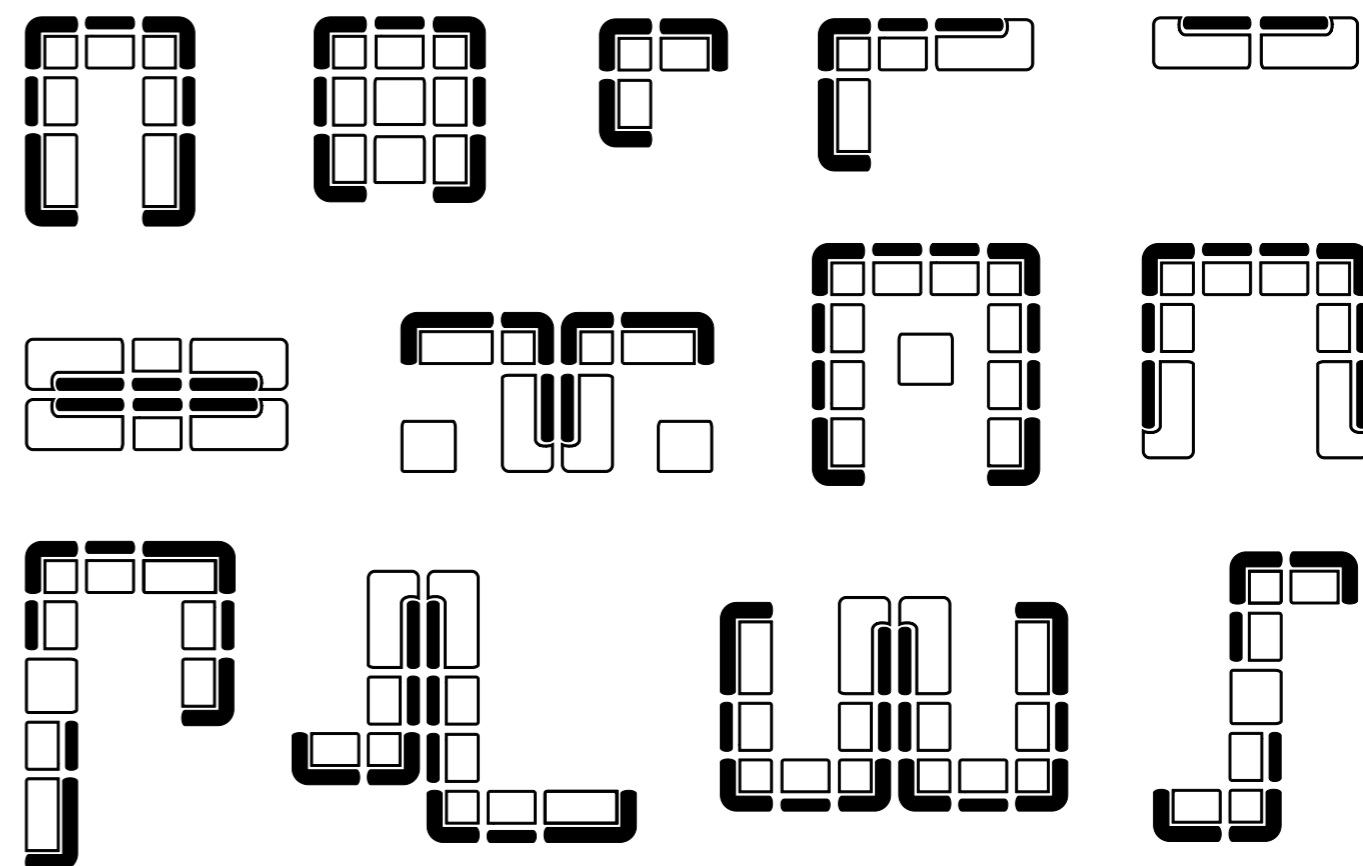
PLUMP is well-rounded and plush, with an implied squidginess that enhances comfort. It offers flexible configurations and is easy to move. The minimalistic design allows PLUMP to blend seamlessly with any interior style.



BEST SELLING CONFIGURATIONS




INFINITE POSSIBILITIES










FURNITURE ADDENDUM

SCREW AND FAN BASES WITH MARBLE TOPS

				
	Screw Café Base SCB03	Screw Side Base SCB04	Fan Natural Base FAB02NA	Fan Black Base FAB01BL
Marble Top 60cm Round White TOPT01W		•	•	•
Marble Top 90cm Round White TOPT04W		•	•	•
Pebble Marble Top 60cm Black TOPT02PE		•	•	•
Pebble Marble Top 90cm Black TOPT03PE		•	•	•

TUBE BASES WITH MARBLE TOPS

					
	Tube Base Black TUB03BL	Tube Base Brass TUB03BR	Tube Base High Black TUB04BL	Tube Base High Brass TUB04BR	Tube Base Wide Black TUB02BL
Marble Top 60cm Round White TOPT01W	•	•	•	•	
Marble Top 90cm Round White TOPT04W	•	•	•	•	
Marble Top 120cm Round White TOPT05W					•
Pebble Marble Top 60cm Black TOPT02PE	•	•	•	•	
Pebble Marble Top 90cm Black TOPT03PE	•	•	•	•	
Pebble Marble Top 120cm Black TOPT01PE					•

SLAB FINISHES GUIDE

Celebrating the natural beauty of oak or ash, the Slab collection is a robust piece constructed in angular forms of inviting simplicity. Each piece has generous proportions, solid materiality and is softened with a gently radiused edge. The Slab family is made from solid oak or ash, sourced from sustainably managed forests. The surface of the wood is deeply brushed to expose the grain, available in a natural finish, a black lacquer or fumed oak.

Due to the nature of wood, each piece is unique and grain variations can be seen within the surface of the same product. This is a natural property of wood and is to be expected.

Our Slab Tables, Chairs, Stool and Ottoman have a brushed surface and can appear slightly different when side to-side.

Our Slab Desks have a non-brushed surfaces to allow use as a writing desk, but can still have a slight texture and will vary from product to product.

All Slab products are finished with a matte lacquer to help protect the surface finish. Due to wear and tear or misuse, scratches or marks can occur in the black paint. Always protect wood surfaces from heat sources and sharp objects, and wipe up spills immediately. A black touch-up pen can be ordered from customerservices@tomdixon.net

TABLES, CHAIRS & STOOLS

NATURAL



Oak, wire brushed

BLACK




DESKS

NATURAL



Finger jointed oak, non-brushed

BLACK



FUMED



TOM DIXON VELVET (CATEGORY 1)



TOM DIXON VELVET

Introducing a new entry-price fabric band, whilst delivering a greater choice and a strong entry price to our upholstery families.

The assortment is a curated collection of 3 standard fabrics in a selection of 20 neutral and bright tones, to work across our upholstery ranges. Offering high performance and comfort, working across all our sales regions, from warm boucle's, rich velvets, cooling linens, and durable leathers.

Velvet, a band 1 fabric, is made from 100% polyester in a broad assortment of 13 colours across a neutral pallet to bright gemstone tones.

For more information visit [Royal Velvet](#)


Type	Upholstery
Composition	100% Polyester
Dyeing method	Piece Dyed
Width Approx.	138cm
Weight	600g/m2
Abrasion	100,000 Martindale
Light fastness	5
Fastness to rubbing	Dark Colours 3-4(Dry) / 3 (Wet) Light Colours 5 (Dry) / 5 (Wet)
Flame resistance	BS 5852 part 1 with treatment* EN 1021-1/2 with treatment* US Cal. Bull. 117-2013
Cleaning	Professional dry cleaning

We recommend to immediately place the cover back to the piece of furniture slightly damp after washing

Colour difference may occur

* To pass this test flame retardant treatment is necessary. We are looking into more environmentally friendly alternatives but for now, the external finisher may use a treatment containing halogen-based flame retardants.

TOM DIXON BOUCLE (CATEGORY 1)



AP 01

AP 12

AP 84

AP 90

AP 101

AP 162

TOM DIXON BOUCLE

This selection of boucle fabrics was chosen for its soft, voluminous and elegant characteristics. Boucle combines polyester and polyacrylic yarns, which have been twisted and spun to create a beautiful upholstery fabric. Made first by creating loose loops around a core yarn, bouclé yarns are a popular choice in furniture fabrics, as they are suitable for loose covers and easily upholstered on tight fitted models. The texture of boucle is formed by the varying size of loops, from large and loose curls to small and tight circlets.

For more information visit [Alpine Boucle](#)


Type	Upholstery
Composition	96% Polyester 4% Acrylic
Dyeing method	Yarn dyed
Width Approx.	118in
Weight	715/m ²
Abrasion	75,000 Martindale
Light fastness	5
Fastness to rubbing	Light Colours 5 (Dry) / 5 (Wet)
Flame resistance	BS 5852 part 1 with treatment* EN 1021-1/2 with treatment* US Cal. Bull. 117-2013

Colour difference may occur

* To pass this test flame retardant treatment is necessary. We are looking into more environmentally friendly alternatives but for now, the external finisher may use a treatment containing halogen-based flame retardants.

AUTUMN (CATEGORY 1)

SUITABLE FOR PLUMP SOFA RANGE ONLY



AU 0791

AU 0971

AUTUMN

Autumn is an upholstery textile woven from 100% recycled polyester. It comes in a nuanced colour palette designed by Teruhiro Yanagihara, inspired by the transient nature of the 'ageing season'.

The textile is constructed with a recycled polyester yarn made from used plastic bottles and woven in a layered double-beam weave. This composition gives Autumn a soft, natural hand and allows it to be continuously recycled with no degradation in quality.

A dark, unicoloured background is used across Autumn's colour palette, and offers a rich contrast to the melange top layer, which features yarns created from a mix of two fibre-dyed colours. The scale comprises a selection of neutrals including a white melange, papery beige notes and greys, and characterful reds, blues, and oranges, alongside a lively black shade.

Teruhiro Yanagihara: "I chose a soft gradation of colours to represent the richness of ageing. I felt that although the textile is made of 100% recycled polyester, it expresses the sensitivity and transience in nature and a sense of natural fibres."

Autumn is suitable for a wide range of commercial and residential applications.

For more information visit [Kvadrat Autumn](#)

Type	Upholstery
Composition	100% recycled polyester
Durability	50,000 Martindale
Pilling	4 (ISO 1-5)
Lightfastness	7 (ISO 1-8)
Fastness to Rubbing	4-5 (Dry) 4-5 (Wet)
Flame resistance	Önorm B1/Q2 with treatment* US Cal. Bull. 117-2013 EN 1021-1/2 AS/NZS 3837 class 1 IMO FTP Code 2010 Part 8 ASTM E84 Class A Adhered BS 7176 Low Hazard BS 5852 part 1 with treatment * ASTM E84 Class A Unadhered BS 5852 crib 5 with treatment * SN 198 898 5.2 with treatment*
Cleaning	Wash at max. 60°C/ 140°F, mild process Do not bleach Do not tumble dry Iron at medium temperature (max. 150°C) Professional dry cleaning
	Colour difference may occur

* To pass this test flame retardant treatment is necessary. We are looking into more environmentally friendly alternatives but for now, the external finisher may use a treatment containing halogen-based flame retardants.

ROMO (CATEGORY 2)



ROMO

LINARA

An exquisite cotton-linen blend, Linara has a beautiful, brushed finish with an exceptionally soft, peach-skin feel that adds a luxurious quality to this versatile plain. Highly acclaimed, Linara is a linen union that remains a go to plain offering style and versatility along with practicality and durability.

For more information visit [Romo Linara](#)

Type	Upholstery
Composition	63% cotton 37% Linen
Fabric Type	Plain / Textured Weave Cotton / Cotton blend Linen / Linen Blend
Abrasion	40,000 Martindale
Flame resistance	BS 5852 Crib 5 with treatment* BS 5852 part 1 with treatment* EN 1021-1/2 with treatment* US Cal. Bull. 117-2013
Environmental	Oeko-Tex 100 Certified Reach PFAS Free

Colour difference may occur

* To pass this test flame retardant treatment is necessary. We are looking into more environmentally friendly alternatives but for now, the external finisher may use a treatment containing halogen-based flame retardants.

HALLINGDAL 65 (CATEGORY 2)



HALLINGDAL 65

NANNA DITZEL

Kvadrat’s first textile Hallingdal has become the archetype of woollen textiles. The very durable upholstery fabric was originally designed in 1965 by Nanna Ditzel who is known as one of Denmark’s great designers. Hallingdal 65 is made of wool and viscose: the wool provides excellent durability and flexibility, whilst the viscose adds brilliance and depth to the colour. Both materials are dyed before they are spun, which highlights the rich texture of the fabric. The versatile palette includes neutral and strong, primary colours. Some colourways are unicoloured, others are constructed from 2 different unicoloured yarns, and the rest are created using unicoloured yarns in combination with melange yarns. Hallingdal has been continually produced by Kvadrat since the company was established and it remains one of the best selling textiles of the Kvadrat collection.

For more information visit [Kvadrat Hallingdal 65](#)

Type	Upholstery
Composition	70% new wool, 30% viscose
Yarn Type	Woolen
Binding	Plain
Width	Approx. 130 cm (Approx. 51")
Weight	795 g/m ² (25.64 oz/sq ft)
Repeat	None
Cleaning	Vacuum clean frequently, ideally every week. Remove stains as soon as they occur, with clean warm water or sparkling water. Extraction clean when necessary. Extraction cleaning might dissolve water-based glue. Pay attention to temperature and amount of cleaning fluid.
Abrasion	Approx. 100.000 Martindale rubs, EN ISO 12947
Pilling	Note 3-4, EN ISO 12945
Lightfastness	Note 5-7 ISO 105-B02
Fastness to Rubbing	Dry note 4-5 ISO 105-X12 Wet note 3-5 ISO 105-X12
Flame resistance	AS/NZS 1530.3 AS/NZS 3837 class 2 ASTM E84 Class A Adhered ASTM E84 Class B Unadhered BS 5852 Crib 5 BS 5852 part 1 EN 1021-1/2 * GB 50222 B1 with treatment (Chinese) IMO FTP Code 2010 Part 8 NF D 60 013 NFPA 260 ÖNORM B1/Q1 * SN 198 898 5.3 with treatment UNI 9175 1IM US Cal. Bull. 117-2013

Other fibers may occur in light colours
Colour difference may occur

* To pass this test flame retardant treatment is necessary. We are looking into more environmentally friendly alternatives but for now, the external finisher may use a treatment containing halogen-based flame retardants.

HERO 2 (CATEGORY 2)



HERO 2

PATRICIA URQUIOLA

Unicoloured Hero 2 is a full-bodied upholstery textile designed by Patricia Urquiola. A new iteration of Hero, it is characterised by its soft texture and exceptional colour richness, and comes in a sporty new palette comprising over 30 nuances.

Hero 2 exemplifies Kvadrat’s commitment to Conscious Design Principles. It is primarily woven from wool, a renewable resource, and is re-engineered to contain recycled nylon instead of virgin nylon. Consequently, it is suitable for recycling.

The expansive new palette for Hero 2 showcases Patricia Urquiola’s singular approach to colour design. It comprises a dynamic scale of subtle yet vibrant hues inspired by nature that explore tonal associations, including a series of non-traditional interpretations of red.

For more information visit [Kvadrat Hero 2](#)

Type	Upholstery
Composition	97% new wool, 3% recycled nylon
Yarn Type	Worsted
Binding	Plain
Width	Approx. 140 cm (Approx. 55")
Weight	580 g/m ² (18.71 oz/sq ft)
Repeat	None
Cleaning	Vacuum clean frequently, ideally every week. Remove stains as soon as they occur, with clean warm water or sparkling water. Extraction clean when necessary. Extraction cleaning might dissolve water-based glue. Pay attention to temperature and amount of cleaning fluid.
Abrasion	Approx. 60.000 Martindale rubs, EN ISO 12947
Pilling	Note 3-4, EN ISO 12945
Lightfastness	Note 6-7 ISO 105-B02
Fastness to Rubbing	Dry note 4-5 ISO 105-X12 Wet note 4-5 ISO 105-X12
Flame resistance	AS/NZS 3837 class 2 ASTM E84 Class A Unadhered ASTM E84 Class B Adhered BS 5852 crib 5 with treatment* BS 5852 ignition source 3 BS 5852 part 1 EN 1021-1/2 EN 13501 B-s2, d0 wrapped, with treatment* IMO FTP Code 2010 Part 8 NF D 60 013 SN 198 898 5.3 with treatment* UNI 9175 1IM US Cal. Bull. 117-2013

Colour difference may occur

*To pass this test flame retardant treatment is necessary. We are looking into more environmentally friendly alternatives but for now, the external finisher may use a treatment containing halogen-based flame retardants.

TOM DIXON LEATHER (CATEGORY 3)



SY 0513 Cognac



SY 0100 Black


TOM DIXON LEATHER

Slightly corrected semi-aniline leather is a lightly sanded leather that is supple and soft, with an elegant look. The leather may be lightly printed or retain its natural grain, which is slightly stronger than with full-grain semi-aniline leather. Sitting comfort remains high, as the ability of the leather to breathe is partially preserved. This type of leather is a good choice for both homes and the contract market. A warm, soft and inviting leather, with high durability and a flexible structure.

For more information visit [Camo Leather](#)

Composition	Leather
Average size	4.2 m ²
Thickness	0.9-1.1 mm
Raw materials	Semi Aniline, Full leather, from Australian, New Zealand or European raw materials. Tanning: Chrome
Fastness to rubbing	Dry, 500 rubs - ≥4 ISO 11640 Wet, 150 rubs - ≥4 ISO 11640 Sweat, 80 rubs - ≥4 ISO 11640
Lightfastness	5 ISO 105-B02
Tear strength	Tear strength ≥20 N
Flex resistance	Flex resistance 30,000
Flame resistance	BS 5852 part 1 EN1021-1/2 US Cal. Bull. 117-2013

DIVINA MELANGE 3 (CATEGORY 3)



*For Wingback Use Prefix DI

DIVINA MELANGE 3

FINN SKÖDT

Divina Melange 3 is a vibrant piece-dyed woollen upholstery textile reminiscent of felt. Cheerfully simple, it comes in a fresh, versatile palette by artist and designer Finn Sködt.

Compact, comfortable and extremely smooth, Divina Melange 3 expresses colours and the shape of furniture particularly well. It is constructed by weaving the yarn in a simple binding after which it is subjected to pressure and high temperatures. This milling process, which is often associated with fine tailoring, transforms the material from coarse to a soft and uniform, felt-like surface.

Produced by piece-dyeing a dark or light grey melange, the textile's colour palette perfectly reflects Finn Sködt's pure aesthetic. The new colour scale combines signature nuances, such as hot pink, forest green and Finn Sködt's favourite ultramarine, together with chalky notes and neutral shades. These are meticulously picked from the designer's extensive colour library of hand-painted samples, documenting the colours that he has used in his paintings for decades.

Unlike previous editions of Divina Melange, the new colourways go beyond pairs of light and dark versions of the same colour. Instead, they combine pairs of complimentary yet different tones to deliver a greater degree of diversity.

Divina Melange 3 is versatile and hard-wearing. Consequently, it is suitable for both public and private spaces alike.


For more information visit [Kvadrat Divina Melange 3](#)

Type	Upholstery
Composition	100% new wool
Yarn Type	Woolen yarn
Binding	Broken Twill
Width	Approx. 150 cm (Approx. 59")
Weight	840 g/m ² (27.09 oz/sq ft)
Repeat	None
Cleaning	Do not bleach. Tumble drying possible. Professional dry cleaning with tetrachloroethylene, normal process. Iron at medium temperature (max. 150°C). Do not wash
Abrasion	Approx. 45,000 Martindale rubs, EN ISO 12947
Pilling	Note 3, EN ISO 12945
Lightfastness	Note 6-7 ISO 105-B02
Fastness to Rubbing	Dry note 5 ISO 105-X12 Wet note 3-5 ISO 105-X12
Flame resistance	AS/NZS 1530.3 BS 5852 part 1 BS 5867 part 2 type B IMO FTP Code 2010 Part 8 NF D 60 013 NFPA 260 SN 198 898 5.3 with treatment * UNI 9175 11M US Cal. Bull. 117-2013 EN 1021-1/2 GB 50222 B1 with treatment (Chinese)* ÖNORM B1/Q1 ASTM E84 Class B Unadhered ASTM E84 Class A Adhered CAN ULC S109 with treatment * EN 13501 B-s2, d0 with treatment * BS 5852 crib 5 with treatment *

*To pass this test flame retardant treatment is necessary. We are looking into more environmentally friendly alternatives but for now, the external finisher may use a treatment containing halogen-based flame retardants.

Other fibers may occur in light colours
Colour difference may occur

MELANGE NAP (CATEGORY 3)



MELANGE NAP

AKIRA MINAGAWA

Melange Nap is a woollen upholstery textile characterised by exceptional depth of colour and surprising details. Designed by Akira Minagawa, it offers a distinctively unique melange expression.

Extremely soft yet durable, Melange Nap appears to be brushed. It is constructed with a unicoloured and a melange yarn, which creates a graphic pattern of tiny dots that play across its surface.

The volume of details that emerges from the surface of Melange Nap depends on the contrast between the yarns. Some of the darker colourways almost appear unicoloured whereas others have an intriguing multi-coloured look.

Akira Minagawa: 'Melange Nap transforms an interior into 'scenery' within its space. The colour compositions are inspired by six elements from the natural world: Forest, Sun, Ocean, Minerals, Earth, and Dune. Each expression of the textile harmonises with its surroundings in an individual way, while creating a sense of the peace that comes from nature.'

Suitable for public and private spaces, Melange Nap comes in a number of colours derived from upholstery textile Forest Nap, also designed by Akira Minagawa. Consequently, they combine particularly well.

For more information visit [Kvadrat Melange Nap](#)

Type	Upholstery
Composition	97% new wool, 3% nylon
Yarn Type	Worsted spun
Binding	Plain
Width	Approx. 140 cm (Approx. 55")
Weight	440 g/m ² (14.19 oz/sq ft)
Repeat	None
Cleaning	Vacuum clean frequently, ideally every week. Remove stains as soon as they occur, with clean warm water or sparkling water. Extraction clean when necessary. Extraction cleaning might dissolve water-based glue. Pay attention to temperature and amount of cleaning fluid.
Abrasion	Approx. 60.000 Martindale rubs, EN ISO 12947
Pilling	Note 3-4, EN ISO 12945
Lightfastness	Note 6-7 ISO 105-B02
Fastness to Rubbing	Dry note 4-5 ISO 105-X12 Wet note 4-5 ISO 105-X12
Flame resistance	AS/NZS 3837 class 2 ASTM E84 Class A Unadhered ASTM E84 Class B Adhered BS 5852 crib 5 with treatment* BS 5852 ignition source 3 BS 5852 part 1 EN 1021-1/2 EN 13501 B-s2, d0 wrapped, with treatment* IMO FTP Code 2010 Part 8 NF D 60 013 SN 198 898 5.3 with treatment UNI 9175 11M US Cal. Bull. 117-2013

*To pass this test flame retardant treatment is necessary. We are looking into more environmentally friendly alternatives but for now, the external finisher may use a treatment containing halogen-based flame retardants.

Colour difference may occur

ELLE (CATEGORY 4)



EL 0150 EL 0180 EL 0200 EL 0220 EL 0230 EL 0280

EL 0290 EL 0350 EL 0390 EL 0480 EL 0530 EL 0680

EL 0750 EL 0950

ELLE

SAHCO

A curled bouclé fabric, Elle drapes and curves around furniture like an elegant designer coat. The spun bouclé yarn created by blending wool, viscose and acrylic gives the surface a soft tactility. During the subsequent dyeing the yarns take the colour differently, creating captivating shifts within the same tones. This effect and a slight sheen from the acrylic blend bring life to the voluminous textured bouclé surface. Elegant neutrals range from oyster, coffee, pearl white, light ivory and caramel to cactus green, concrete grey, nutmeg, mud brown and ink. Taking cues from fashion, brighter contrast colours are sunset orange, rust, plum and aqua.


For more information visit [Kvadrat Elle](#)

Type	Upholstery
Composition	20% polyacrylic, 15% polyamide, 20% viscose, 20% wool, 25% cotton
Yarn Type	Staple / Filament
Binding	Jacquard
Width	Approx. 140 cm (Approx. 55")
Weight	900 g/m ² (29.03 oz/sq ft)
Repeat	None
Cleaning	Vacuum clean frequently, ideally every week. Remove stains as soon as they occur, with clean warm water or sparkling water. Extraction clean when necessary. Extraction cleaning might dissolve water based glue. Pay attention to temperature and amount of cleaning fluid.
Abrasion	Approx. 70.000 Martindale rubs, EN ISO 12947
Pilling	Note 4-5, EN ISO 12945
Lightfastness	Note 6-7 ISO 105-B02
Fastness to Rubbing	Dry note 4-5 ISO 105-X12 Wet note 4 ISO 105-X12
Flame resistance	BS 5852 Crib 5 with treatment * BS 5852 Part 1 EN 1021-1/2 US Cal. Bull. 117-2013

Colour difference may occur

* To pass this test flame retardant treatment is necessary. We are looking into more environmentally friendly alternatives but for now, the external finisher may use a treatment containing halogen-based flame retardants.

GENTLE 2 (CATEGORY 5)



GENTLE 2

FEBRIK

Gentle 2 is the only knitted stretch velvet upholstery textile on the market. Designed by Febrik, it comes in a refreshed colour scale and combines an inviting presence with a sumptuous, soft pile.

The textile is constructed by knitting loops through a base layer and subsequently shearing the surface. Thanks to a subtly striated surface which derives from the naturally irregular thicknesses of the woollen yarns, Gentle 2 features a rich surface with an elegant shine.

Gentle 2 has a particularly opulent feel as it is laminated onto a 2mm thick base foam. This ensures the textile stands out with a voluminous expression that sets it apart from traditional woven velvets.

The updated colour palette neatly compliments Gentle 2's soft, comfortable expression. It comprises light pastels and clear bright hues, such as lavender, cream, tangerine and electric blue.

Suitable for public and private spaces, Gentle 2 offers excellent stretchability due to its knitted construction. Consequently, it clings to curves in a particularly elegant way and is ideal for upholstering organic shapes, as well as any other form.

For more information visit [Kvadrat Gentle 2](#)

Type	Knitted upholstery
Composition	60% wool, 20% polyamide, 20% polyester, 2 mm foam
Yarn Type	Worsted
Binding	Knitted
Width	Approx. 167 cm (Approx. 65 ½")
Weight	970 g/m ² (31.29 oz/sq ft)
Repeat	None
Cleaning	Vacuuming and dry cleaning
Abrasion	Approx. 90.000 Martindale rubs EN ISO 12947
Pilling	Note 4-5 EN ISO 12945
Lightfastness	Note 6-7 ISO 105-B02
Fastness to Rubbing	Dry note 4-5 ISO 105-X12 Wet note 4-5 ISO 105-X12
Flame resistance	BS 5852 Crib 5 with treatment* BS 5852 Part 1 DIN 4102 B2 EN 1021-1/2 IMO FTP Code 2010:Part 8 US Cal. Bull. 117-2013

Other fibers may occur in light colours
Colour difference may occur

* To pass this test flame retardant treatment is necessary. We are looking into more environmentally friendly alternatives but for now, the external finisher may use a treatment containing halogen-based flame retardants.

TAILOR MADE FABRIC (TMF) AND LEATHER (TML)

In addition to our selection of fabrics, we have over 100 pre-approved Tailor Made Fabrics (TMF) and Leathers (TML) to choose from.

For all non-approved fabrics and leathers, a full chair will need to be produced to approve the fabric in advance of order placement and confirmation. This will be charged at full price, regardless of fabric suitability and will increase the Tailor Made lead time by at least 2 weeks. This is subject to a minimum order quantity.

Please contact customerservices@tomdixon.net for a full list of pre-approved fabrics and leathers and the Tailor Made ordering process.

Fabric/Leather Suitability

It is the responsibility of the Customer to ensure the selected material is suitable for the intended environment. Tom Dixon cannot take any responsibility for the performance of the material or any improper use. It is the responsibility of the Customer to ensure they follow the Care & Maintenance guidelines provided by the manufacturer. Seek further advice from the fabric supplier where required.

Guidelines for Domestic Use

The upholstery composite (lay up of fabric cover, any interliners and the filling assembly) must be inherently cigarette resistant without added chemical flame retardants. It is the responsibility of the Customer to advise if the TMF or TML material supplied is inherently cigarette resistant.

Guidelines for Contract Use

The upholstery composite (lay up of fabric cover, any interliners and the filling assembly) must be inherently cigarette resistant without added chemical flame retardants. It is the responsibility of the Customer to advise the specific non domestic usage requirements and to advise that the TMF or TML fabric supplied meets the requirements. Any other regional requirements will need to be agreed in advance of order placement. All test certificates must be sent to Tom Dixon for approval in advance of order placement and confirmation.

	FABRIC CONSUMPTION		LEATHER COMSUMPTION	
	Metres	Yards	Square Metres	Square Feet
Fat Stool 65	1	1.1	1.8	19.4
Fat Stool 75	1	1.1	1.8	19.4
Fat Dining Chair	1.2	1.3	2	21.5
Fat Lounge Chair	1.7	1.9	2.65	28.5
Fat Work	1.2	1.3	2	21.5
Wingback Ottoman	1	1.1	2.5	26.9
Wingback Micro	2.8	3.1	5.5	59.2
Wingback Lounge	4.2	4.6	10	107.6
Bird	3.6	3.9	7.31	78.7
S Chair	1.7	1.9	2.61	28.1

To comply with USA regulations on upholstery fire safety, Tom Dixon offers HR foam (High-Resilience without added fire-retardant chemicals). Fixed coverings (fabric & leather) must also comply with USA regulations.

If further clarification on our foams and fabric offer is required, please contact customer services.

The below matrix sets out the requirements in conjunction with our fabric collection.

FABRIC			HR FOAM
Fabric Category	Fabric Code	Fabric Collection	USA Residential and Contract
1	RL	Royal	•
1	AP	Alpine	•
1	AU	Autumn	•
2	LN	Linara	•
2	HE	Hero 2	•
2	HA	Hallingdal 65	•
3	DM	Divina Melange	•
3	MN	Melange Nap	•
3	SY	Sydney	•
4	EL	Elle Sahco	•
5	GE	Gentle 2	•



ACCESSORIES

BOBBLE CUSHION BLUE 45X45CM / 18X18IN



Material	84% Wool, 13% Cotton, 3% Nylon Pad: 100% Polyester
Colour/Finish	Blue
Item Dimensions	16x45x45cm/ 6.3x17.70x17.7in
Item Weight	1.04kg/2.30lb

Code	BOCUBL45
Carton Qty	5
Service Offer	NEW

BOBBLE CUSHION NATURAL 45X45CM / 18X18IN



Material	84% Wool, 13% Cotton, 3% Nylon Pad: 100% Polyester
Colour/Finish	Natural
Item Dimensions	16x45x45cm/ 6.3x17.70x17.7in
Item Weight	1.04kg/2.30lb

Code	BOCUNA45
Carton Qty	5
Service Offer	NEW

BOBBLE CUSHION OCHRE 45X45CM / 18X18IN



Material	84% Wool, 13% Cotton, 3% Nylon Pad: 100% Polyester
Colour/Finish	Ochre
Item Dimensions	16x45x45cm/ 6.3x17.70x17.7in
Item Weight	1.04kg/2.30lb

Code	BOCUOC45
Carton Qty	5
Service Offer	NEW


BOBBLE CUSHION ORANGE 45X45CM / 18X18IN



Material	84% Wool, 13% Cotton, 3% Nylon Pad: 100% Polyester
Colour/Finish	Orange
Item Dimensions	16x45x45cm/ 6.3x17.70x17.7in
Item Weight	1.04kg/2.30lb

Code	BOCUOR45
Carton Qty	5
Service Offer	NEW


DISC RUG 170X240CM / 67X94IN



Material	90% Wool, 10% Cotton
Colour/Finish	Black
Item Dimensions	1x170x240cm/ 0.4x66.90x94.5in
Item Weight	8.10kg/17.90lb

Code	DIBL170
Carton Qty	1
Service Offer	NEW

DISC RUG 200X300CM / 79X118IN



Material	90% Wool, 10% Cotton
Colour/Finish	Black
Item Dimensions	1x200x300cm/ 0.4x78.70x118.1in
Item Weight	12.30kg/27.10lb

Code	DIBL200
Carton Qty	1
Service Offer	NEW

EDGY RUG 170X240 CM / 67X94IN



Material	83% Wool, 9% Cotton, 7% Polyester, 1% Viscose
Colour/Finish	White
Item Dimensions	3x170x240cm/ 1.2x66.90x94.5in
Item Weight	15.50kg/34.20lb

Code	EDWH170
Carton Qty	1
Service Offer	NEW

EDGY RUG 200X300CM / 79X118IN



Material	83% Wool, 9% Cotton, 7% Polyester, 1% Viscose
Colour/Finish	White
Item Dimensions	3x200x300cm/ 1.2x78.70x118.1in
Item Weight	21.70kg/47.80lb

Code	EDWH200
Carton Qty	1
Service Offer	NEW

KNOTTY RUG WHITE 170X240CM / 67X94IN



Material	94% Jute, 3% Polyester, 2% Viscose, 1% Viscose
Colour/Finish	White
Item Dimensions	2x170x240cm/ 0.8x66.90x94.5in
Item Weight	13.20kg/29.10lb

Code	KNWH170
Carton Qty	1
Service Offer	NEW

KNOTTY RUG WHITE 200X300CM / 79X118IN



Material	94% Jute, 3% Polyester, 2% Viscose, 1% Viscose
Colour/Finish	White
Item Dimensions	2x200x300cm/ 0.8x78.70x118.1in
Item Weight	19.50kg/43.00lb

Code	KNWH200
Carton Qty	1
Service Offer	NEW

LINE RUG BLACK 170X240CM / 67X94IN



Material	57% Jute, 24% Cotton, 19% Polyester
Colour/Finish	Black
Item Dimensions	1x170x240cm/ 0.2x66.90x94.5in
Item Weight	7.50kg/16.50lb

Code	LIBL170
Carton Qty	1
Service Offer	NEW

LINE RUG BLACK 200X300CM / 79X118IN



Material	57% Jute, 24% Cotton, 19% Polyester
Colour/Finish	Black
Item Dimensions	1x200x300cm/ 0.2x78.70x118.10in
Item Weight	11.00kg/24.30lb

Code	LIBL200
Carton Qty	1
Service Offer	NEW

LINE RUG BLACK 70X250CM / 28X98IN



Material	57% Jute, 24% Cotton, 19% Polyester
Colour/Finish	Black
Item Dimensions	1x70x250cm/ 0.2x27.60x98.4in
Item Weight	3.20kg/7.10lb

Code	LIBL070
Carton Qty	1
Service Offer	NEW

TWEED RUG GREEN 170X240CM / 67X94IN



Material	100% Wool
Colour/Finish	Green
Item Dimensions	2x170x240cm/ 0.7x66.90x94.5in
Item Weight	8.50kg/18.70lb

Code	TWGR170
Carton Qty	1
Service Offer	NEW


TWEED RUG GREEN 200X300CM / 79X118IN



Material	100% Wool
Colour/Finish	Green
Item Dimensions	2x200x300cm/ 0.7x78.70x118.1in
Item Weight	12.40kg/27.30lb

Code	TWGR200
Carton Qty	1
Service Offer	NEW

WEAVE RUG BLUE 170X240CM / 67X94IN



Material	Front: 65% Jute, 35% Wool Back: 55% Cotton, 35% Polyester 6% Viscose, 4% Acrylic
Colour/Finish	Blue
Item Dimensions	2x170x240cm/ 0.8x66.90x94.5in
Item Weight	19.50kg/43.00lb

Code	WEBL170
Carton Qty	1
Service Offer	NEW


WEAVE RUG BLUE 200X300CM / 79X118IN



Material	Front: 65% Jute, 35% Wool Back: 55% Cotton, 35% Polyester 6% Viscose, 4% Acrylic
Colour/Finish	Blue
Item Dimensions	2x200x300cm/ 0.8x78.70x118.1in
Item Weight	25.50kg/56.20lb

Code	WEBL200
Carton Qty	1
Service Offer	Collection

WEAVE RUG ORANGE 170X240CM / 67X94IN



Material	Front: 65% Jute, 35% Wool Back: 55% Cotton, 35% Polyester 6% Viscose, 4% Acrylic
Colour/Finish	Orange
Item Dimensions	2x170x240cm/ 0.8x66.90x94.5in
Item Weight	19.50kg/43.00lb

Code	WEOR170
Carton Qty	1
Service Offer	Collection

WEAVE RUG ORANGE 200X300CM / 79X118IN



Material	Front: 65% Jute, 35% Wool Back: 55% Cotton, 35% Polyester 6% Viscose, 4% Acrylic
Colour/Finish	Orange
Item Dimensions	2x200x300cm/ 0.8x78.70x118.1in
Item Weight	25.50kg/56.20lb

Code	WEOR200
Carton Qty	1
Service Offer	Collection

WEDGE RUG 70X250CM / 28X98IN



Material	90% Wool, 10% Cotton
Colour/Finish	Black
Item Dimensions	1x70x250cm/ 0.4x27.60x98.4in
Item Weight	2.90kg/6.40lb

Code	WEBLK170
Carton Qty	1
Service Offer	Collection

ELEMENTS CANDLE MEDIUM AIR



Material	Natural and Paraffin Mix Wax, Glass
Colour/Finish	White
Item Dimensions	15x10.2x10cm/ 5.8x4.00x4.0in
Item Weight	1.16kg/2.60lb
Candle Weight	280gr/9.9oz
Candle Burn Time	Approximately 40 hrs

Code	ELEC01A
Carton Qty	6
Sold per carton	
Service Offer	Quick Ship

ELEMENTS CANDLE MEDIUM EARTH



Material	Natural and Paraffin Mix Wax, Glass
Colour/Finish	Smoke
Item Dimensions	15x10.2x10cm/ 5.8x4.00x4.0in
Item Weight	1.16kg/2.60lb
Candle Weight	280gr/9.9oz
Candle Burn Time	Approximately 40 hrs

Code	ELEC01E
Carton Qty	6
Sold per carton	
Service Offer	Quick Ship

ELEMENTS CANDLE MEDIUM WATER



Material	Natural and Paraffin Mix Wax, Glass
Colour/Finish	Blue
Item Dimensions	15x10.2x10cm/ 5.8x4.00x4.0in
Item Weight	1.16kg/2.60lb
Candle Weight	280gr/9.9oz
Candle Burn Time	Approximately 40 hrs

Code	ELEC01W
Carton Qty	6
Sold per carton	
Service Offer	Quick Ship

ELEMENTS CANDLE LARGE AIR



Material	Natural and Paraffin Mix Wax, Glass
Colour/Finish	White
Item Dimensions	23x16.4x16cm/ 9.1x6.50x6.5in
Item Weight	3.17kg/7.00lb
Candle Weight	1400gr/49.4oz
Candle Burn Time	Approximately 60-70 hrs

Code	ELEC02A
Carton Qty	2
Sold per carton	
Service Offer	Quick Ship

ELEMENTS CANDLE LARGE EARTH



Material	Natural and Paraffin Mix Wax, Glass
Colour/Finish	Smoke
Item Dimensions	23x16.4x16cm/ 9.1x6.50x6.5in
Item Weight	3.17kg/7.00lb
Candle Weight	1400gr/49.4oz
Candle Burn Time	Approximately 60-70 hrs

Code	ELEC02E
Carton Qty	2
Sold per carton	
Service Offer	Quick Ship

ELEMENTS CANDLE LARGE WATER



Material	Natural and Paraffin Mix Wax, Glass
Colour/Finish	Blue
Item Dimensions	23x16.4x16cm/ 9.1x6.50x6.5in
Item Weight	3.17kg/7.00lb
Candle Weight	1400gr/49.4oz
Candle Burn Time	Approximately 60-70 hrs

Code	ELEC02W
Carton Qty	2
Sold per carton	
Service Offer	Quick Ship

ELEMENTS DIFFUSER 0.2L AIR



Material	Charcoal, Glass
Colour/Finish	White
Item Dimensions	10x12x12cm/ 3.9x4.70x4.7in
Item Weight	0.58kg/1.30lb
Capacity	200ml/6.8oz
Diffusing Time	Approximately 8-12 weeks

Code	ELED04A
Carton Qty	6
Sold per carton	
Service Offer	Quick Ship

ELEMENTS DIFFUSER 0.2L EARTH



Material	Charcoal, Glass
Colour/Finish	Smoke
Item Dimensions	10x12x12cm/ 3.9x4.70x4.7in
Item Weight	0.58kg/1.30lb
Capacity	200ml/6.8oz
Diffusing Time	Approximately 8-12 weeks

Code	ELED04E
Carton Qty	6
Sold per carton	
Service Offer	Quick Ship

ELEMENTS DIFFUSER 0.2L WATER



Material	Charcoal, Glass
Colour/Finish	Blue
Item Dimensions	10x12x12cm/ 3.9x4.70x4.7in
Item Weight	0.58kg/1.30lb
Capacity	200ml/6.8oz
Diffusing Time	Approximately 8-12 weeks

Code	ELED04W
Carton Qty	6
Sold per carton	
Service Offer	Quick Ship

BREW MILL SMALL



Material	Stainless Steel
Colour/Finish	Silver Polished
Item Dimensions	25x8.2x8cm/ 9.8x3.20x3.2in
Item Weight	0.41kg/0.90lb
Capacity	37ml/1.3oz
Dishwasher Safe	No
Food Safe	Yes

Code	MIL01
Carton Qty	6
Sold per carton	
Service Offer	Quick Ship

BREW MILL TALL



Material	Stainless Steel
Colour/Finish	Silver Polished
Item Dimensions	33x7.2x7cm/ 13.0x2.80x2.8in
Item Weight	0.48kg/1.10lb
Capacity	50ml/1.7oz
Dishwasher Safe	No
Food Safe	Yes

Code	MIL02
Carton Qty	6
Sold per carton	
Service Offer	Quick Ship

BUMP CARAFE AND FILTER SET



Material Glass
Colour/Finish Black, Grey, Green
Item Dimensions 24x12.5x13cm/
 9.3x4.90x4.9in
Item Weight 0.64kg/1.40lb
Capacity 400ml/13.5oz
Dishwasher Safe Yes
Food Safe Yes

Code BPCA02
Carton Qty 2
Sold per carton
Service Offer Quick Ship

BUMP COFFEE CUPS X 2



Material Glass
Colour/Finish Grey
Item Dimensions 10x9.5x10cm/
 3.7x3.70x3.7in
Item Weight 0.16kg/0.30lb
Capacity 200ml/6.8oz
Dishwasher Safe Yes
Food Safe Yes

Code BPCC02
Carton Qty 4
Sold per carton
Service Offer Collection

BUMP ESPRESSO CUPS X 4



Material Glass
Colour/Finish Grey, Green
Item Dimensions 6x7x7cm/
 2.2x2.80x2.8in
Item Weight 0.08kg/0.20lb
Capacity 50ml/1.7oz
Dishwasher Safe Yes
Food Safe Yes

Code BPEC03
Carton Qty 4
Sold per carton
Service Offer Quick Ship

BUMP JUG GREEN



Material Glass
Colour/Finish Clear, Green
Item Dimensions 22x13x13cm/
 8.7x5.10x5.1in
Item Weight 0.33kg/0.70lb
Capacity 750ml/25.4oz
Dishwasher Safe Yes
Food Safe Yes

Code BPJ02
Carton Qty 4
Sold per carton
Service Offer Quick Ship

BUMP SHORT GLASSES GREEN X 2



Material Glass
Colour/Finish Green, Grey
Item Dimensions 9x8.4x8cm/
 3.5x3.30x3.3in
Item Weight 0.17kg/0.40lb
Capacity 270ml/9.1oz
Dishwasher Safe Yes
Food Safe Yes

Code BPSG02
Carton Qty 4
Sold per carton
Service Offer Quick Ship

BUMP TALL GLASSES GREEN X 2



Material Glass
Colour/Finish Grey, Green
Item Dimensions 14x8.4x8cm/
 5.5x3.30x3.3in
Item Weight 0.25kg/0.60lb
Capacity 350ml/11.8oz
Dishwasher Safe Yes
Food Safe Yes

Code BPTG02
Carton Qty 4
Sold per carton
Service Offer Quick Ship

BUMP TEA CUPS BLACK X 2



Material Glass
Colour/Finish Clear, Black
Item Dimensions 7x11.25x11cm/
 2.8x4.40x4.4in
Item Weight 0.20kg/0.40lb
Capacity 150ml/5.1oz
Dishwasher Safe Yes
Food Safe Yes

Code BPTC02
Carton Qty 4
Sold per carton
Service Offer Quick Ship

BUMP TEA POT GREEN



Material Glass
Colour/Finish Black, Grey, Green
Item Dimensions 14x23.9x16cm/
 5.5x9.40x6.3in
Item Weight 0.58kg/1.30lb
Capacity 1000ml/33.8oz
Dishwasher Safe Yes
Food Safe Yes

Code BPTP02
Carton Qty 2
Sold per carton
Service Offer Quick Ship

PUCK BALLOON GLASSES X 2



Material Glass
Colour/Finish Clear, Smoke
Item Dimensions 15x9.6x10cm/
 5.9x3.80x3.8in
Item Weight 0.25kg/0.60lb
Capacity 450ml/15.2oz
Dishwasher Safe Yes
Food Safe Yes

Code PUKBG01
Carton Qty 6
Sold per carton
Service Offer Quick Ship

PUCK COCKTAIL GLASSES X 2



Material Glass
Colour/Finish Clear, Smoke
Item Dimensions 10x10x10cm/
 3.9x3.90x3.9in
Item Weight 0.18kg/0.40lb
Capacity 260ml/8.8oz
Dishwasher Safe Yes
Food Safe Yes

Code PUKCG01
Carton Qty 6
Sold per carton
Service Offer Quick Ship

PUCK COUPE GLASSES X 2



Material Glass
Colour/Finish Clear, Smoke
Item Dimensions 12x11.3x11cm/
 4.8x4.40x4.4in
Item Weight 0.25kg/0.60lb
Capacity 175ml/5.9oz
Dishwasher Safe Yes
Food Safe Yes

Code PUKCO01
Carton Qty 6
Sold per carton
Service Offer Quick Ship

PUCK DECANTER



Material Glass
Colour/Finish Clear, Smoke
Item Dimensions 25x9x9cm/
 10.0x3.50x3.5in
Item Weight 1.00kg/2.20lb
Capacity 900ml/30.4oz
Dishwasher Safe Yes
Food Safe Yes

Code PUKDC01
Carton Qty 2
Sold per carton
Service Offer Quick Ship

PUCK FLUTE GLASSES X 2



Material Glass
Colour/Finish Clear, Smoke
Item Dimensions 17x6.5x7cm/
 6.8x2.60x2.6in
Item Weight 0.16kg/0.40lb
Capacity 125ml/4.2oz
Dishwasher Safe Yes
Food Safe Yes

Code PUKFL01
Carton Qty 6
Sold per carton
Service Offer Quick Ship

PUCK HIGHBALL GLASSES X 2



Material Glass
Colour/Finish Clear, Smoke
Item Dimensions 18x6.5x7cm/
 7.1x2.60x2.6in
Item Weight 0.16kg/0.40lb
Capacity 335ml/11.3oz
Dishwasher Safe Yes
Food Safe Yes

Code PUKHB01
Carton Qty 6
Sold per carton
Service Offer Quick Ship

PUCK NOSING GLASSES X 2



Material Glass
Colour/Finish Clear, Smoke
Item Dimensions 10x6.5x7cm/
 4.1x2.60x2.6in
Item Weight 0.20kg/0.40lb
Capacity 175ml/5.9oz
Dishwasher Safe Yes
Food Safe Yes

Code PUKWG01
Carton Qty 6
Sold per carton
Service Offer Quick Ship

PUCK SHOT GLASSES X 4



Material Glass
Colour/Finish Clear, Smoke
Item Dimensions 6x6.5x7cm/
 2.4x2.60x2.6in
Item Weight 0.10kg/0.20lb
Capacity 50ml/1.7oz
Dishwasher Safe Yes
Food Safe Yes

Code PUKSG01
Carton Qty 4
Sold per carton
Service Offer Quick Ship

PUCK WATER TUMBLERS X 2



Material	Glass
Colour/Finish	Clear, Smoke
Item Dimensions	11x8x8cm/ 4.3x3.10x3.1in
Item Weight	0.20kg/0.40lb
Capacity	330ml/11.2oz
Dishwasher Safe	Yes
Food Safe	Yes

Code	PUKWT01
Carton Qty	6
Sold per carton	
Service Offer	Quick Ship

STONE CHOPPING BOARD



Material	Marble, Stainless Steel
Colour/Finish	White, Silver Polished
Item Dimensions	2x27x42cm/ 0.6x10.60x16.5in
Item Weight	3.56kg/7.80lb
Dishwasher Safe	No
Food Safe	Yes

Code	STCB11W
Carton Qty	3
Sold per carton	
Service Offer	Quick Ship

STONE PESTLE AND MORTAR



Material	Marble
Colour/Finish	White Polished
Item Dimensions	11x20x20cm/ 4.3x7.90x7.9in
Item Weight	5.70kg/12.60lb
Dishwasher Safe	No
Food Safe	Yes

Code	STPM11W
Service Offer	Quick Ship

STONE SERVING BOARD



Material	Marble, Stainless Steel
Colour/Finish	White, Silver Polished
Item Dimensions	3x22x22cm/ 1.0x8.70x8.7in
Item Weight	1.90kg/4.20lb
Dishwasher Safe	No
Food Safe	Yes

Code	STSB11W
Carton Qty	4
Sold per carton	
Service Offer	Quick Ship

STONE SPICE GRINDER



Material	Marble
Colour/Finish	White Polished
Item Dimensions	8x12x12cm/ 3.1x4.70x4.7in
Item Weight	1.78kg/3.90lb
Dishwasher Safe	No
Food Safe	Yes

Code	STSG11W
Carton Qty	4
Sold per carton	
Service Offer	Quick Ship

TANK CHAMPAGNE GLASSES BLACK X 2



Material	Glass
Colour/Finish	Clear, Black
Item Dimensions	23x6x6cm/ 8.9x2.40x2.4in
Item Weight	0.30kg/0.70lb
Capacity	180ml/6.1oz
Dishwasher Safe	No
Food Safe	Yes

Code	TKC02B
Carton Qty	6
Sold per carton	
Service Offer	Quick Ship

TANK CHAMPAGNE GLASSES COPPER X 2



Material	Glass
Colour/Finish	Clear, Copper
Item Dimensions	23x6x6cm/ 8.9x2.40x2.4in
Item Weight	0.30kg/0.70lb
Capacity	180ml/6.1oz
Dishwasher Safe	No
Food Safe	Yes

Code	TKT03
Carton Qty	6
Sold per carton	
Service Offer	Quick Ship

TANK DECANTER BLACK



Material	Glass
Colour/Finish	Clear, Black
Item Dimensions	30x17x17cm/ 11.8x6.70x6.7in
Item Weight	1.20kg/2.60lb
Capacity	1000ml/33.8oz
Dishwasher Safe	No
Food Safe	Yes

Code	TKC01B
Carton Qty	2
Sold per carton	
Service Offer	Quick Ship

TANK DECANTER COPPER



Material	Glass
Colour/Finish	Clear, Copper
Item Dimensions	30x17x17cm/ 11.8x6.70x6.7in
Item Weight	1.20kg/2.60lb
Capacity	1000ml/33.8oz
Dishwasher Safe	No
Food Safe	Yes

Code	TKC01
Carton Qty	2
Sold per carton	
Service Offer	Quick Ship

TANK HIGH BALL GLASSES BLACK X 2



Material	Glass
Colour/Finish	Clear, Black
Item Dimensions	17x8x8cm/ 6.5x3.10x3.1in
Item Weight	0.35kg/0.80lb
Capacity	380ml/12.8oz
Dishwasher Safe	No
Food Safe	Yes

Code	TKHB02B
Carton Qty	6
Sold per carton	
Service Offer	Quick Ship

TANK HIGH BALL GLASSES COPPER X 2



Material	Glass
Colour/Finish	Clear, Copper
Item Dimensions	17x8x8cm/ 6.5x3.10x3.1in
Item Weight	0.35kg/0.80lb
Capacity	380ml/12.8oz
Dishwasher Safe	No
Food Safe	Yes

Code	TKHB02
Carton Qty	6
Sold per carton	
Service Offer	Quick Ship

TANK LOW BALL GLASSES BLACK X 2



Material	Glass
Colour/Finish	Clear, Black
Item Dimensions	11x8x8cm/ 4.3x3.10x3.1in
Item Weight	0.25kg/0.60lb
Capacity	240ml/8.1oz
Dishwasher Safe	No
Food Safe	Yes

Code	TKLB02B
Carton Qty	6
Sold per carton	
Service Offer	Quick Ship

TANK LOW BALL GLASSES COPPER X 2



Material	Glass
Colour/Finish	Clear, Copper
Item Dimensions	11x8x8cm/ 4.3x3.10x3.1in
Item Weight	0.25kg/0.60lb
Capacity	240ml/8.1oz
Dishwasher Safe	No
Food Safe	Yes

Code	TKLB02
Carton Qty	6
Sold per carton	
Service Offer	Quick Ship

TANK WHISKEY DECANTER BLACK



Material	Glass
Colour/Finish	Clear, Black
Item Dimensions	23x13x13cm/ 9.1x5.10x5.1in
Item Weight	0.90kg/2.00lb
Capacity	1000ml/33.8oz
Dishwasher Safe	No
Food Safe	Yes

Code	TKD02B
Carton Qty	2
Sold per carton	
Service Offer	Quick Ship

TANK WHISKEY DECANTER COPPER



Material	Glass
Colour/Finish	Clear, Copper
Item Dimensions	23x13x13cm/ 9.1x5.10x5.1in
Item Weight	0.90kg/2.00lb
Capacity	1000ml/33.8oz
Dishwasher Safe	No
Food Safe	Yes

Code	TKD02
Carton Qty	2
Sold per carton	
Service Offer	Quick Ship

TANK WHISKEY GLASSES BLACK X 2



Material	Glass
Colour/Finish	Clear, Black
Item Dimensions	8x8.5x9cm/ 3.2x3.30x3.3in
Item Weight	0.15kg/0.30lb
Capacity	300ml/10.1oz
Dishwasher Safe	No
Food Safe	Yes

Code	TKWG02B
Carton Qty	6
Sold per carton	
Service Offer	Quick Ship

TANK WHISKEY GLASSES COPPER X 2



Material	Glass
Colour/Finish	Clear, Copper
Item Dimensions	8x8.5x9cm/ 3.2x3.30x3.3in
Item Weight	0.15kg/0.30lb
Capacity	300ml/10.1oz
Dishwasher Safe	No
Food Safe	Yes

Code	TKT06
Carton Qty	6
Sold per carton	
Service Offer	Quick Ship

TANK WINE GLASSES BLACK X 2



Material	Glass
Colour/Finish	Clear, Black
Item Dimensions	19x9x9cm/ 7.3x3.50x3.5in
Item Weight	0.26kg/0.60lb
Capacity	420ml/14.2oz
Dishwasher Safe	No
Food Safe	Yes

Code	TKWI02B
Carton Qty	6
Sold per carton	
Service Offer	Quick Ship

TANK WINE GLASSES COPPER X 2



Material	Glass
Colour/Finish	Clear, Copper
Item Dimensions	19x9x9cm/ 7.3x3.50x3.5in
Item Weight	0.26kg/0.60lb
Capacity	420ml/14.2oz
Dishwasher Safe	No
Food Safe	Yes

Code	TKWI02
Carton Qty	6
Sold per carton	
Service Offer	Quick Ship

BASH VESSEL LARGE



Material	Brass
Colour/Finish	Gold Matte
Item Dimensions	13x34x41cm/ 4.9x13.40x16.1in
Item Weight	1.45kg/3.20lb
Food Safe	Dry food only

Code	BAV13B
Carton Qty	2
Sold per carton	
Service Offer	Quick Ship

BASH VESSEL SMALL



Material	Brass
Colour/Finish	Gold Matte
Item Dimensions	15x23x32cm/ 6.0x9.10x12.4in
Item Weight	0.87kg/1.90lb
Food Safe	Dry food only

Code	BAV12B
Carton Qty	4
Sold per carton	
Service Offer	Quick Ship

BASH VESSEL WIDE



Material	Brass
Colour/Finish	Gold Matte
Item Dimensions	41x38x23cm/ 16.1x15.00x9.1in
Item Weight	2.30kg/5.10lb
Food Safe	Dry food only

Code	BAV16B
Carton Qty	2
Sold per carton	
Service Offer	Quick Ship

BEAT VESSEL DROP



Material	Brass
Colour/Finish	Gold Brushed
Item Dimensions	93x55x55cm/ 36.7x21.70x21.7in
Item Weight	6.16kg/13.60lb

Code	BRV02B
Service Offer	Quick Ship

BEAT VESSEL TALL



Material Brass
Colour/Finish Gold Brushed
Item Dimensions 110x25.5x26cm/
 43.3x10.00x10.0in
Item Weight 7.14kg/15.70lb

Code BRV01B
Service Offer Quick Ship

BEAT VESSEL TOP



Material Brass
Colour/Finish Gold Brushed
Item Dimensions 78x45.5x46cm/
 30.5x17.90x17.9in
Item Weight 5.76kg/12.70lb

Code BRV03B
Service Offer Quick Ship

BONE BOWL EXTRA LARGE BRASS



Material Brass
Colour/Finish Gold Matte
Item Dimensions 22x60x60cm/
 8.7x23.60x23.6in
Item Weight 5.00kg/11.00lb
Food Safe Dry food only

Code BOB03B
Service Offer Quick Ship

BONE BOWL LARGE BRASS



Material Brass
Colour/Finish Gold Matte
Item Dimensions 12x39x39cm/
 4.7x15.40x15.4in
Item Weight 1.50kg/3.30lb
Food Safe Dry food only

Code BOB01B
Carton Qty 2
Sold per carton
Service Offer Quick Ship

BONE BOWL SMALL BRASS



Material Brass
Colour/Finish Gold Matte
Item Dimensions 6x22x22cm/
 2.4x8.70x8.7in
Item Weight 0.50kg/1.10lb
Food Safe Dry food only

Code BOB02B
Carton Qty 8
Sold per carton
Service Offer Quick Ship

BUMP VASE CONE BLACK



Material Glass
Colour/Finish Black, Grey
Item Dimensions 22x15x15cm/
 8.7x5.90x5.9in
Item Weight 0.45kg/1.00lb
Dishwasher Safe No

Code BPVCF02
Carton Qty 2
Sold per carton
Service Offer Quick Ship

BUMP VASE SHORT BLACK



Material Glass
Colour/Finish Black, Green
Item Dimensions 13x11x11cm/
 4.9x4.30x4.3in
Item Weight 0.24kg/0.50lb
Dishwasher Safe No

Code BPVS02
Carton Qty 4
Sold per carton
Service Offer Quick Ship

BUMP VASE TALL GREEN



Material Glass
Colour/Finish Green, Clear
Item Dimensions 27x13x13cm/
 10.6x5.10x5.1in
Item Weight 0.59kg/1.30lb
Dishwasher Safe No

Code BPVT02
Carton Qty 2
Sold per carton
Service Offer Quick Ship

CLOUD BOWL LARGE



Material Aluminum
Colour/Finish Silver Polished
Item Dimensions 19x45.5x44cm/
 7.5x17.90x17.1in
Item Weight 1.22kg/2.70lb
Capacity 10800ml/365.2oz

Code CLOBO01
Carton Qty 2
Sold per carton
Service Offer Quick Ship

CLOUD VESSEL SHORT



Material Aluminum
Colour/Finish Silver Polished
Item Dimensions 24x23x21cm/
 9.4x9.10x8.3in
Item Weight 0.96kg/2.10lb
Capacity 7800ml/263.7oz

Code CLOV01
Carton Qty 4
Sold per carton
Service Offer Quick Ship

CLOUD VESSEL TALL



Material Aluminum
Colour/Finish Silver Polished
Item Dimensions 44x21.5x22cm/
 17.1x8.50x8.5in
Item Weight 1.50kg/3.30lb
Capacity 11750ml/397.3oz

Code CLOV02
Carton Qty 2
Sold per carton
Service Offer Quick Ship

PRESS BOWL LARGE



Material Glass
Colour/Finish Clear
Item Dimensions 8x40.5x30cm/
 3.3x15.90x11.6in
Item Weight 5.00kg/11.00lb
Dishwasher Safe No
Food Safe Yes

Code PRB03
Carton Qty 2
Sold per carton
Service Offer Quick Ship

PRESS BOWL SMALL



Material Glass
Colour/Finish Clear
Item Dimensions 8x18x18cm/
 3.3x7.10x7.1in
Item Weight 2.10kg/4.60lb
Dishwasher Safe No
Food Safe Yes

Code PRB01
Carton Qty 4
Sold per carton
Service Offer Quick Ship

PRESS TEALIGHT VERTICAL



Material Glass
Colour/Finish Clear
Item Dimensions 7x9.5x10cm/
 2.8x3.70x3.7in
Item Weight 0.70kg/1.50lb
Dishwasher Safe No

Code PRT01
Carton Qty 6
Sold per carton
Service Offer Quick Ship

PRESS VASE LARGE



Material Glass
Colour/Finish Clear
Item Dimensions 31x17.5x18cm/
 12.2x6.90x6.9in
Item Weight 5.40kg/11.90lb
Dishwasher Safe No

Code PRVA03
Carton Qty 2
Sold per carton
Service Offer Quick Ship

PRESS VASE MEDIUM



Material Glass
Colour/Finish Clear
Item Dimensions 22x11x11cm/
 8.5x4.30x4.3in
Item Weight 2.50kg/5.50lb
Dishwasher Safe No

Code PRVA02
Carton Qty 2
Sold per carton
Service Offer Quick Ship

PRESS VASE STEM



Material Glass
Colour/Finish Clear
Item Dimensions 18x8.5x9cm/
 6.9x3.30x3.3in
Item Weight 1.14kg/2.50lb
Dishwasher Safe No

Code PRVA01
Carton Qty 4
Sold per carton
Service Offer Quick Ship

SPIN CANDELABRA



Material Cast Iron
Colour/Finish Black Matte
Item Dimensions 55x105x105cm/
 21.7x41.30x41.3in
Item Weight 8.00kg/17.60lb

Code SPT02
Service Offer Quick Ship

SPIN CANDELABRA MINI



Material Cast Iron
Colour/Finish Black Matte
Item Dimensions 38x12x39cm/
 15.0x4.70x15.2in
Item Weight 3.69kg/8.10lb

Code SPT03
Carton Qty 2
Sold per carton
Service Offer Quick Ship

STONE BOOKENDS WHITE X 2



Material Marble
Colour/Finish White Polished
Item Dimensions 10x10x14cm/
 3.9x3.90x5.5in
Item Weight 2.30kg/5.10lb

Code STBE11W
Carton Qty 2
Sold per carton
Service Offer Quick Ship

STONE STACKING CANDLEHOLDER GREEN



Material Marble
Colour/Finish Forest Green Polished
Item Dimensions 36x13x13cm/
 14.3x5.10x5.1in
Item Weight 5.20kg/11.50lb

Code ROCH03GR
Service Offer Quick Ship

STONE STACKING CANDLEHOLDER WHITE



Material Marble
Colour/Finish White Polished
Item Dimensions 36x13x13cm/
 14.2x5.10x5.1in
Item Weight 5.20kg/11.50lb

Code STCH11W
Service Offer Quick Ship

SWIRL VASE SMALL



Material Marble Powder
Colour/Finish Multi Polished
Item Dimensions 26x12.9x13cm/
 10.2x5.10x5.1in
Item Weight 3.70kg/8.20lb

Code SWVA03
Carton Qty 2
Sold per carton
Service Offer Collection

SWIRL VASE STEM



Material Marble Powder
Colour/Finish Multi Polished
Item Dimensions 23x9.1x9cm/
 9.1x3.60x3.5in
Item Weight 1.60kg/3.50lb

Code SWVA02
Carton Qty 4
Sold per carton
Service Offer Collection

TANK VASE LARGE COPPER



Material Glass
Colour/Finish Clear, Copper
Item Dimensions 36x30x30cm/
 14.2x11.80x11.8in
Item Weight 3.00kg/6.60lb
Dishwasher Safe No

Code TKVL02
Carton Qty 2
Sold per carton
Service Offer Quick Ship

TANK VASE MEDIUM COPPER



Material Glass
Colour/Finish Clear, Copper
Item Dimensions 19x14x14cm/
 7.5x5.50x5.5in
Item Weight 1.30kg/2.90lb
Dishwasher Safe No

Code TKSP01
Carton Qty 4
Sold per carton
Service Offer Quick Ship

TANK VASE STEM COPPER



Material Glass
Colour/Finish Clear, Copper
Item Dimensions 29x11x11cm/
 11.4x4.30x4.3in
Item Weight 1.10kg/2.40lb
Dishwasher Safe No

Code TKST01
Carton Qty 4
Sold per carton
Service Offer Quick Ship



APPENDIX



TERMS AND CONDITIONS

Design Research Limited t/a Tom Dixon (the Company) agrees to sell its goods on the following terms:

<p>1 PRICING TERMS</p> <p>1.1 This price list is valid from 6 September 2024 and supersedes all previous lists.</p> <p>1.2 Prices are provided for indicative purposes only, and are based on economic conditions and the best knowledge of the Company at the time of publication. The Company reserves the right to change list prices at any time and on any product without prior notification.</p> <p>2 WARRANTIES</p> <p>2.1 This Contract constitutes the entire agreement between the Company and its customers (the Customer) for the sale of Goods. The Customer acknowledges that it has not relied on any statement, promise, representation, assurance or warranty made or given by or on behalf of the Company which is not set out in the Contract.</p> <p>2.2 Any samples, drawings, descriptive matter, or advertising produced by the Company and any descriptions or illustrations contained in the Company's catalogues or brochures are produced for the sole purpose of giving an approximate idea of the Goods described or depicted in them. They shall not form part of the Contract or have any contractual force.</p> <p>2.3 The Customer shall be responsible for inspecting Goods upon delivery and it is a condition of the Contract that any shortage or defect in Goods at delivery is notified to the Company in writing together with photographic proof within 5 Working Days from the receipt of Goods.</p> <p>2.4 A three-year limited warranty against manufacturing defects is offered on all furniture and lighting Goods (materials and construction). A one-year limited warranty against manufacturing defects is offered on all other Goods. Normal wear on fabrics and finish, as well as indirect damage to persons or articles is not covered by this warranty. Where a defect has been notified, the Customer will, if so requested by the Company, return the Goods to the Company at the Customer's expense. If the Company subsequently confirms that the returned Goods contain defects attributable to the Company, the reasonable costs of re-delivery incurred by the Customer will be refunded.</p> <p>2.5 The warranties given above will not apply to defects that are due to fair wear and tear, accidental damage or failure by the Customer or any third party to adhere to the Company's instructions or written recommendations.</p> <p>2.6 Any modifications made to the product by the Customer will void the warranty.</p>	<p>3 INSTALLATION</p> <p>3.1 All the company's lights are for indoor use only unless otherwise specified. They should be installed by a qualified electrician. Installation must be carried out in accordance and compliance with current building regulations.</p> <p>3.2 Because of the variety of different ceiling types and construction the Company cannot advise on fixings. The Customer should check the type of ceiling construction they have and use appropriate fixings that are suitable for the weight of the light being installed.</p> <p>3.3 Please note replacement bulbs should be in accordance with recommendations in the product instructions.</p> <p>4 PRICING</p> <p>4.1 Prices charged will be the current list price on the day on which the purchase order is placed unless otherwise stated in writing by the Company. The Company reserves the right to change list prices at any time and on any Goods without prior notification.</p> <p>4.2 Quotations provided by the Company shall be valid for 30 days only. Any purchase orders placed before a change to the price list is published must be collected or delivered in full within 15 days of the order failing which the order will be cancelled.</p> <p>4.3 Unless otherwise stated in the Contract, prices are quoted exclusive of value added tax and sales tax, carriage and freight which will be payable in addition. The Company accepts no responsibility or liability for any taxes, duties, delivery fees or other fees which the Customer may be required to pay in relation to the Goods, and the Customer shall be solely responsible for paying any such required fees or taxes.</p> <p>5 ORDERING</p> <p>5.1 All Customer orders, other than for made-to-order items, are to be placed via the Tom Dixon Trade Portal (www.tomdixontrade.net).</p> <p>5.2 Where requested, certificates of origin can be provided at the Customer's expense, for a fee of £100, \$120, \$120 (USA & Asia) whichever is applicable.</p> <p>5.3 All orders placed with the Company are picked and dispatched on an individual basis. Unless otherwise agreed between the parties, the Company shall not facilitate the consolidation of customer orders.</p> <p>5.4 Orders will only be considered placed once a formal receipt of confirmation of order has been provided by the Company (Order Confirmation). Order Confirmation is final and binding. Any subsequent change or cancellation is subject to the Company's consent.</p> <p>6 SHIPPING AND HANDLING CHARGES</p> <p>Shipping fees are based on the order value as outlined in Table 1A and Table 1B.</p>
--	--

TERMS AND CONDITIONS

TABLE 1A				
Region	Details	Currency	Minimum Order Size	Shipping/handling fee if below MOS
UK	Deliveries within the UK	Pound Sterling	£1,150	£95
Europe	Deliveries within the European Union	Euro	€1,350	€135
*Shipping fee charges apply from 6 September 2024				
TABLE 1B				
USA	Zone States	Shipping Charge		
Parcel/Ground	Under \$150.00	\$15.00		
Shipping Charge	\$150.00 - \$1,000.00	\$35.00		
	Over \$1,000.00	\$95.00		
Freight Shipping	Under \$2,000.00	\$200.00		
	\$2,000 - \$5,000.00	10% of Retail Value		
	\$5,000 - \$10,000.00	8% of Retail Value		
	Over \$10,000.00	5% of Retail Value, max \$2,000.00		
White Glove	Additional \$100.00 + Freight Fee			
*Shipping fee charges apply from 6 September 2024				
<p>7 DELIVERIES</p> <p>7.1 The Company shall make all reasonable efforts to deliver all Goods within the period stated in the Confirmation of Order, however such periods are stated for indicative purposes only. The Company shall not bear any liability for any delay in delivery, and time shall not be considered of the essence in this regard.</p> <p>7.2 For stocked Goods, the Company aims to deliver within 7 Working Days within the UK, and within 21 Calendar Days across the EU and 10 working days across the United States.</p> <p>7.3 All items are stocked Goods, unless otherwise indicated. For non-stocked Goods, specific lead times may be specified next to the product in this price list and the Tom Dixon Trade Portal.</p> <p>7.4 The Company only delivers to commercial addresses. Each account holder may register up to three commercial addresses with the Company. For shipments to any other commercial addresses, where applicable (Drop Ship) or orders below the MOS, an additional Drop Ship administration fee will be charged by the Company. This fee shall be £100 in the UK and \$120 in the EU.</p> <p>8 EX-WORKS ("EXW") AND CUSTOMER'S OWN ACCOUNT ("COA") SHIPPING, HANDLING AND ADMINISTRATIVE CHARGES</p> <p>8.1 All Customers outside the EU, and the United States must collect orders on EXW terms, as defined by the Incoterms® rules in force from time to time.</p> <p>8.2 All export documentation (including commercial invoices and delivery notes) will be supplied by the Company. All carrier correspondence and collections shall be arranged exclusively by the Customer, at the Customer's risk and expense.</p>	<p>8.3 For orders below the EXW MOS, an EXW handling fee will be charged as set out in Table 2.</p> <p>8.4 All EXW collections must take place within a defined pick-up period, or incur a daily handling fee, as outlined in Table 2.</p> <p>8.5 EXW Orders not picked up within 10 Working Days from the collection date notified to the Customer from the UK or United States warehouses will be subject to a daily storage fee commencing on the 11th Working Day from the collection date as set out in Table 2. Orders not picked up within 20 days from the initial collection date will be restocked and a restocking fee charged as set out in Table 2.</p> <p>8.6 The Company shall bear no responsibility or liability for any loss or damage incurred during transit by EXW carriers. Orders must be checked by the Customer upon collection.</p> <p>8.7 For orders below the Customer's Own Account (COA) minimum order size, a COA handling fee will be charged as set out in Table 2.</p> <p>8.8 Any shortages or damages must be reported by the Customer to the Company within 5 Working Days of delivery and accompanied with photographic evidence.</p>			

TERMS AND CONDITIONS

TABLE 2						
Region	Currency	EXW Minimum Order Size	Handling fee	Pick up period (business days)	Daily storage fee per pallet per day	Restocking fee
Ex-works UK warehouse	Pound Sterling	£1,400	£100	10	£20	25%
Ex-works UK warehouse	Euro	\$2,000	\$100	10	\$25	25%
Ex-works US warehouse	US Dollar	\$2,000	-	10	\$25	25%
COA US warehouse	US Dollar	\$1,500	-	-	-	25%

1 PAYMENT TERMS

1.1 30 Day Terms: If there is sufficient available credit on a Customer's account, Orders will be dispatched as soon as practicable and, unless agreed otherwise in writing, all invoices issued by the Company shall fall due 30 days from date of invoice.

1.2 Proforma Terms: Full payment of proforma invoices must be received by the Company in the form of cleared funds within five Working Days of receipt of the proforma invoice. Goods will be dispatched only upon receipt of payment in full from the Customer. The Company reserves the right to unreserve stock if a proforma invoice remains unpaid after 15 Working Days of receipt of the invoice.

1.3 It is the sole responsibility of the Customer to verify the specification of made-to-order Goods as outlined in the Order Confirmation provided to the Customer.

1.4 If a made-to-order item meets the specification agreed to in advance on the Order Confirmation, such Goods may not be returned or exchanged under any circumstances.

1.5 Invoices that are not disputed within 20 days of invoice date are conclusively deemed accurate.

1.6 Customer shall pay the undisputed portion of the fees promptly and provide written details specifying the basis of any dispute, to the reasonable satisfaction of the Company.

1.7 For non-stock (made-to-order) items, a non-refundable 50% deposit shall be payable at point of Order, and a signed copy of the Order is required, prior to the commencement of manufacture, unless otherwise agreed.

2 PROPERTY AND RISK

2.1 Save where otherwise agreed or specified in this Contract, the risk of loss or damage to the Goods passes to the Customer upon delivery.

2.2 Any Goods delivered to the Customer remain the property of the Company until payment in full of all amounts due to it from the Customer have been received by the Company.

2.3 Subject to clause 10.4, where Goods have been provided on credit terms, the Customer may resell or use them in the ordinary course of its business (but not otherwise) before the Company receives payment for the Goods. However, if the Customer resells the Goods before it has paid the Company for them in full:

- (a) it does so as principal and not as the Company's agent; and
- (b) title to the Goods shall pass from the Company to the Customer immediately before the time at

which resale by the Customer occurs.

2.4 If, before the Customer has paid the Company for any Goods, an event of default occurs as listed in clause 15, then:

- (a) the Customer's right to resell the Goods as set out in clause 10.3 ceases immediately; and
- (b) the Company may at any time:
 - (i) require the Customer to deliver up all Goods in its possession which have not been resold; and
 - (ii) if the Customer fails to do so promptly, enter any premises of the Customer or of any third party where such Goods are stored in order to recover them.

2.5 If ten Working Days after the day on which the Company notified the Customer that the Goods were ready for delivery the Customer has not accepted delivery of them, the Company may resell or otherwise dispose of part or all of the Goods and, after deducting reasonable storage and selling costs, account to the Customer for any excess over the price of the Goods and/or charge the Customer for any shortfall below the price of the Goods, at the Company's election in its sole discretion.

3 RETURNS

3.1 The return of all Goods needs to be preauthorised by the Company.

3.2 All returns will be at the Customer's expense unless the Goods are faulty.

3.3 No returns will be accepted after 28 days from the invoice date.

3.4 Made-to-order items may not be returned unless they are faulty or not as described.

3.5 All returned Goods that are not faulty should be in their original unopened packaging and fit for resale. The Company will not refund Goods whose packaging is opened and/or which are not fit for resale in the Company's opinion.

4 SPARE PARTS

The Company may, in its sole discretion, hold a selection of spare parts for discontinued products for a limited period from the date of issued product discontinuation, but shall have no obligation to do so.

5 UNEXPECTED EVENTS

If the Company is prevented from carrying out its obligations to the Customer by a cause beyond its reasonable control, including fire, flood, storm, failures of sub-contractors or transport, industrial action, epidemic or pandemic, or acts of God,

TERMS AND CONDITIONS

including without limitation any COVID-19 related disruption, the Company shall not be liable for any failure or delay.

6 TERRITORY AND INTERNET SALES

6.1 A Customer who wishes to market and sell the Goods digitally or online may only do so where they hold stock of the Goods to be sold, or they display the Goods in a physical, bricks and mortar showroom or retail space which is accessible to the public during normal working hours.

6.2 The use of the Company's trademarks and other intellectual property in marketing, digitally or otherwise, including Online Advertisements (as defined in 14.3 below), is strictly prohibited without the Company's express permission in writing, and in all cases must adhere to the Company's Online Brand Guidelines as published on the Tom Dixon Trade Portal from time to time.

6.3 The Customer shall refrain from making active sales of the Goods to purchasers situated in a country (the Restricted Territory) outside the country to which the Goods are supplied (the Territory) provided the Restricted Territory is outside the European Economic Area. If the Restricted Territory is within the European Economic Area, this restriction shall apply in those Restricted Territories within the European Economic Area which the Company has reserved to itself and/or one of its distributors, in its sole discretion. For these purposes, active sales shall be understood to mean actively approaching or soliciting purchasers, including, but not limited to, the following actions:

- (a) visits;
- (b) direct mail, including the sending of unsolicited emails;
- (c) advertising in media, on the internet or other promotions, where such advertising or promotion is specifically targeted at purchasers outside the Territory;
- (d) online advertisements addressed to purchasers outside of the Territory and other efforts to be found specifically by users outside the Territory, including the use of territory-based banners on third party websites and paying a search engine or online advertisement provider to have advertisements or higher search rankings displayed specifically to users outside the Territory (Online Advertisements); and
- (e) advertising or promotional material in any form, or translations of the Customer's website into a language other than an official language of any country forming part of the Territory, that the Customer would not reasonably carry out but for the likelihood that it will reach purchasers outside the Territory.

6.4 Permitted active marketing and sales in Restricted Territories must be in the local language and currency.

6.5 The Customer shall refrain from making active sales of the Goods to online purchasers via third party websites which carry their own name and logo, including unions and market in places, such as Amazon, eBay and Alibaba.

7 GUARANTEES AND LIABILITY

7.1 The Company will have no liability to the Customer or any third party if the Customer does not comply in all respects with the Company's instructions in relation to the product.

7.2 If the Customer immediately notifies the Company, as soon as it becomes aware of any defect in the Goods which appears within one year of delivery, the Company will, at its option and in its sole discretion, either repair or replace any Goods found to be defective due to faulty manufacture or materials supplied by the Company.

7.3 Where a defect has been notified, the Customer will, if so requested by the Company, return the Goods to the Company at the Customer's expense. If the Company subsequently confirms that the returned

Goods contain defects attributable to the Company, the reasonable costs of re-delivery incurred by the Customer will be refunded

7.4 All terms, conditions and warranties implied by law, trade use or otherwise (including but not limited to any warranties as to quality or fitness for purpose) are excluded to the extent permitted by law. The Customer, by entering the Contract, acknowledges that the only warranties are those given expressly by the Company in this Contract.

7.5 Under no circumstances will the Company have any liability to the Customer for any loss or damage (whether direct, indirect or consequential and whether in contract or in tort) except as expressly stated in this Contract. This shall not relieve the Company from its legal liability for death or personal injury which is due to the negligence of the Company

8 DEFAULT

8.1 If the Customer:

- (a) commits a breach of contract, or
- (b) fails to make a payment on the due date; or
- (c) becomes insolvent or has a receiver appointed,

the Company shall be entitled either to suspend the supply of Goods or, at its option and in its sole discretion, to cancel this Contract and repossess any Goods for which payment has not been received in full.

8.2 The Company shall also have the rights set out above if it reasonably considers that any of the events mentioned (a), (b) or (c) above are likely to occur.

9 SEVERANCE

9.1 If any provision or part-provision of this Contract is or becomes invalid, illegal or unenforceable, it shall be deemed modified to the minimum extent necessary to make it valid, legal and enforceable.

9.2 If such modification is not possible, the relevant provision or part-provision shall be deemed deleted. Any modification to or deletion of a provision or part-provision under this clause shall not affect the validity and enforceability of the rest of this Contract.

10 DIVISIBILITY CLAUSE

10.1 This Contract is divisible. Each delivery made hereunder shall be deemed to arise from a separate contract and may be invoiced separately. Any invoice for a delivery shall be payable in full in accordance with terms of payment provided for herein, without reference to and notwithstanding any defect of default in delivery of any other instalment. All Goods offered by the Company are supplied expressly upon these terms with no additions or modifications

11 GENERAL

11.1 In this Contract, a Working Day shall mean a day other than a Saturday, Sunday or public holiday, on which clearing banks are open for non-automated commercial business in the City of London.

11.2 The Company has the right to sub-contract its obligations.

11.3 This Contract shall be governed by the laws of England and Wales and the laws of the United States of America depending on where the transaction has been made.

11.4 Any dispute between the parties shall be finally determined by the courts of England and Wales and the parties agree to submit to the jurisdiction of those courts or by the United States Judicial System based on location of transaction.

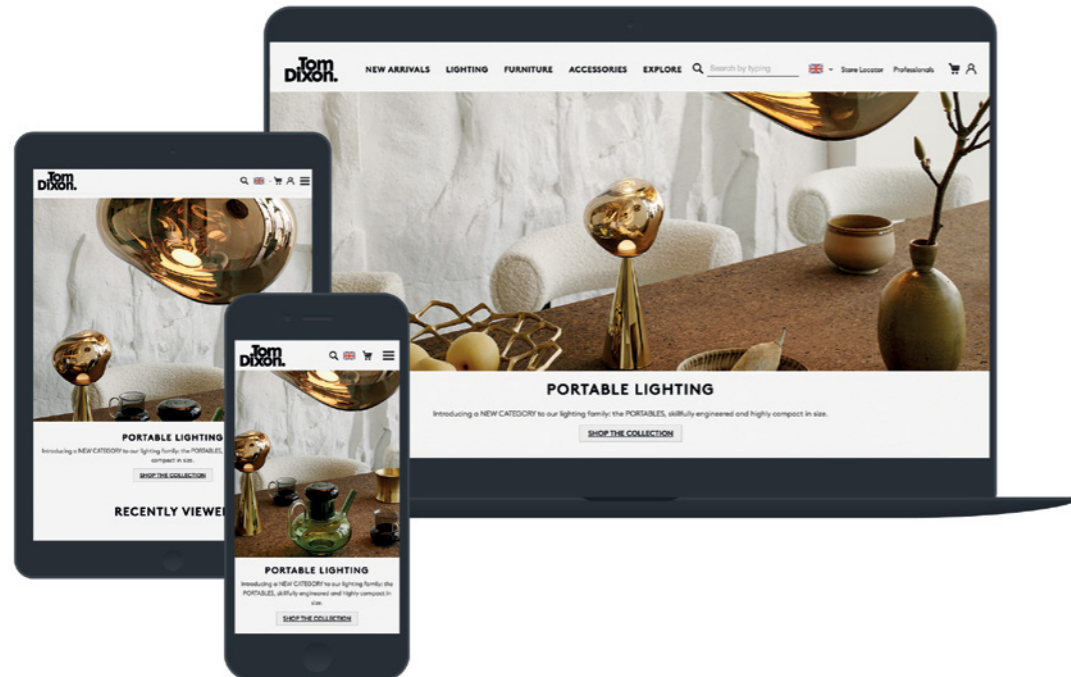
11.5 The price list is subject to printer's error. The Company disclaims any liability for typographical errors and omissions in this price list.

TOMDIXON.NET

The Tom Dixon website is the fastest, easiest way to see our full collection and all professional product information you need, including silhouettes, CAD files and BIM files. The website also has a host of tools and features. See our upholstered furniture in different coloured fabrics. Choose from our collection of pre-configured pendant systems. You can also be inspired and see our products in-situ by browsing our library of extraordinary spaces. The company account area provides all members with access to B2B features like quoting, quick ship order, and more.

TOMDIXON.PRESSCLOUD.COM

Our new Tom Dixon portal is an online platform from which trade and press can access our sales and marketing collateral. From lookbooks, price lists and catalogues to latest press releases and brand assets, the portal offers a wealth of information and thousands of products and spaces images.



FOLLOW US

Discover extraordinary Tom Dixon campaigns, events, competitions, and collaborations through our social channels.

CONTACT US

United Kingdom, Europe, Middle East & Africa Sales Office

Telephone: 0330 3630 036

Email: sales@tomdixon.net

Americas Sales Office

Telephone: +1 886 446 3140

Email: sales-us@tomdixon.net

Asia Pacific Sales Office

Telephone: 0330 3630 036

Email: apac@tomdixon.net

The Tom Dixon range is clearly structured into three service offers; Quick Ship, Collection and Tailor Made. Please inquire about stock availability for new products.

QUICK SHIP

Furniture, Lighting & Accessories

- Best sellers
- Always available in our warehouse
- Immediate delivery

COLLECTION

Furniture, Lighting & Accessories

- Made-to-stock
- Upholstery Furniture

Made-to-order

11 fabric and leather options in curated colours, typically delivered in 10 weeks

TAILOR MADE

Furniture

- Upholstery Furniture
 - Made-to-order
 - Larger choice on fabrics and finishes
- Estimated delivery lead time: four months
- Contract projects

NEW

Furniture, Lighting & Accessories

- Please enquire for stock availability

CARE AND MAINTENANCE

GENERAL INFORMATION

These maintenance tips are purely recommendations and cannot guarantee 100% stain removal. Please consider the properties of the high quality natural material and ensure that appropriate care is taken to maintain the long lasting beauty of your product. For further details please contact your Sales Representative.

LIGHTING

Metallised Polycarbonate

Metallised polycarbonate products are only guaranteed against non-aggressive atmospheric conditions and therefore must only be stored and installed in temperature controlled environments to preserve the quality of the product. Clean with a soft dry cloth only. Do not use polishing agents, water or abrasive materials. Always switch off the electricity supply before cleaning.

We adhere to specific European Directives (such as “The Restriction of Hazardous Substances Directive”(RoHS) 2002/95/EC) and certain safety standards required by the international marketplace (British and European IEC standard, UL rating).

LED Care

When cleaning/servicing LED products, avoid touching LED chips and other exposed electrical components with bare hands. Direct contact can lead to increased wear and a shorter product lifespan.

Dimmability

Lighting stating the term dimmable, means it has compatibility tested and verified to work with a variety of common, mains voltage, off the shelf, LED (Trailing edge) and/or non-LED (Leading edge) dimmer switches.

Correct installation with other dimming and building management systems such as Dali, KNX, 1-10V, 0-10V will require separate advice from the specific systems expert.

FURNITURE & UPHOLSTERY

General Care Advice

Avoid exposing products to excessive heat e.g. by placing in front of a radiator, as this can cause cracking. A minimum 30cm clearance from heat source is advised.

FURNITURE

Marble

Marble is an exceptionally porous natural material and greater care must be taken with it. Avoid wine, oil based products and foods, vegetable and fruit dyes or acids coming into direct contact with the surface. Please be aware that Marble will have some natural occurring variations in colour and veins and fissures which will display the natural inherent behaviours of the material and are not covered by our returns policy. As a natural product, no two pieces will be exactly alike.

UPHOLSTERY

Please the manufacturers' websites:

www.kvadrat.dk

www.romo.com

www.ca-mo.com

For own label fabrics please visit:

www.tomdixon.net

Boucle

Boucle is formed from varying sized loops to give the fabric it's impressive texture. The fabric is sensitive to damage from sharp tools, belts, jewellery and pets. Loops or loose threads can appear and can be pushed back in with a blunt object. Make sure never to pull or cut the thread.

Please professional dry clean only, using a mild process suitable for the specific fabric composition.

Velvet

Velvet will acquire its unique appearance after some time due to usage and the natural humidity of the surroundings. Pressure marks, rolling stripes and smaller irregularities, which are inherent for the product, will disappear in a ventilated and relatively humid environment. Pressure marks/creases/dents are difficult to avoid, even if the textile is handled

carefully & correctly. This is a typical property of velours/velvets and it is not considered a defect nor a sign of low quality. Velours/velvets are generally more sensitive to incorrect handling than flat-woven textiles.

Wool

Daily care and immediate stain removal will ensure that your wool upholstery will keep looking good for many years to come. It is normally sufficient to regularly vacuum and air furniture upholstered in wool fabric. However, it is a good idea to clean the wool fabric occasionally. Use an approved wool shampoo and follow the instructions carefully. Take care never to saturate the wool fabric. Never use undiluted cleaning agents, bleaching agents, ammonia or soap intended for hard surfaces.

ACCESSORIES

FOOD SAFE

Where appropriate accessories products are food safe tested to BS and EN standards, therefore generally suitable for worldwide use barring some country specific deviations. For all our items that are used with food, rinse with warm soapy water before use.

Metal

Where suitable we leave the metals un-lacquered allowing the material to develop a unique and rich patina through the natural process of oxidation, which we believe enhances the beauty of the product. The rate at which a patina develops will vary according to how it is handled and the environmental factors such as humidity in the atmosphere. For all our items that are used with food, do not let the brass or copper form verdigris, which is formed when brass or copper undergoes long-term natural oxidation or is exposed to acidic conditions over time. Verdigris is bright green in colour, and must be completely cleaned off before the item is used.

- Hand wash with warm soapy water. Do not use in a dishwasher or microwave.
- After use, rinse in warm water. Do not leave submerged in water.
- Never use abrasive cleaners or brushes that damage the surface.
- Dry with a soft cloth, inside and out.

Brass

Brass, similar to silver, will oxidise naturally in air over time. Humid conditions and moisture will accelerate the process of oxidation. We believe the patina and ageing process adds beauty and richness to the product. Brass is a soft, malleable alloy metal and should always be treated with care. As the product is used, it will display marks such as scratches, tarnishing and dents; this is normal and to be expected. Salts and oils from skin may also mark the metal surface. The product has been polished and treated with a wax coat to protect from marks and moisture during the transit and installation process. This treatment will offer some protection against fingerprints and certain liquid spills in the first few weeks of use. Any spills or marks should be immediately cleaned, as per the instructions supplied with the product. The wax coat will disappear over time, allowing the brass to patina naturally with use, as is the intention. Please contact Customer Services for more information on how to care for your Mass product.

Copper

Copper will develop a natural patina as it oxidises, we believe that this enhances the beauty of the product as it is the nature of the material. If you do not want your product to have a patina finish, you may wish to use a metal polish. However, please be aware that this will alter the original finish of the product.

Stone and Marble

As a natural material, each piece will be unique and may have a small degree of colour variation and pitting. Grey is the most common variation for white marble but there may also be yellow, brown and green tones. Green marble varies from light to dark tones, with brown, black and various other coloured streaks visible. Black marble commonly has grey and white tones within it. All our marble items are handmade and variations will occur from piece to piece. Commercially available stone cleaners or baking soda may be used to remove stains from the marble. If using stone cleaner, follow the manufacturer's instructions carefully.

All stone has a degree of porosity therefore strong colours will stain such as beetroot, turmeric and red wine etc. High acidity fruits such as lemon and lime should not be left for any length of time on any stone surface as the acid will eat into the surface of the marble and may leave an indentation.

CARE AND MAINTENANCE

Hand-wash in warm soapy water.

Never use abrasive cleaners or brushes as this will damage the surface.

Do not leave submerged in water for extended periods of time.

Glass

Many of our glass products are mouth blown into our specifically designed moulds, and finished by hand.







- Wipe with a soft, damp cloth.
- Do not use abrasive cleaners, as these will damage the surface.

SCENTED CANDLES AND DIFFUSERS

Your candle will burn clean and evenly down to the bottom of the vessel if you take the following steps:

- After extinguishing the flame, if necessary, centre the wick in the liquid wax.
- To enjoy best diffusion and burning, you need to burn the candle for a maximum of 2 or 3 hours at a time, or until the whole top of the candle turns to liquid. It is essential to cut the wick short (1/4 inch) before relighting the candle to avoid unnecessary smoke.
- Do not place the candle in a wind draught or directly on a glass, wooden or marble surface. Never leave a burning candle unattended.
- Never move or tip a burning candle. Always burn on a flat and stable surface. Keep out of reach of children and pets.
- The scented candle vessels are designed to be used after the candle has finished burning. To remove any remaining wax, simply submerge the vessels in hot, soapy water and apply a soft sponge or brush lightly to clean.
- Candles should be stored at room temperature
- Transported where possible in a controlled temperature
- Must be transported the right way up
- The Scented Diffusers will remain fragrant for approximately 12 weeks depending on location and temperature.

TEXTILES

Do Not Wash	Do Not Bleach	Do Not Tumble Dry	Do Not Iron	Dry Clean Only	Do Not Dry Clean
					

GENERAL

Small variations in colour and size are likely in hand made textiles. The dyes used in some natural materials may transfer to lighter colours; avoid contact with light surfaces or fabrics.

We recommend our textiles to be spot or professionally cleaned, please refer to the instructions on the product label for further information.

RUGS

GENERAL CARE

- We recommend the use of an anti-slip rug pad for protection and comfort.
- For rugs with a pile, some initial shedding will occur but will subside with regular vacuuming on a low power setting. In order not to pull up the pile of the rug avoid high suction cleaners.
- Loose threads can be removed by cutting, do not pull.
- Avoid exposure to moisture. Spills should be removed immediately; blot with a clean, undyed cloth, do not scrub.
- Avoid direct and continuous exposure to sunlight to reduce sun discolouration. We recommend rotating covered areas regularly so that wear is even across the entire surface.

JUTE CARE

Jute is a natural material with inherent shade and textural variances. To avoid mould and mildew, keep it dry and do not clean with water. If a jute textile gets wet, remove it from the source of moisture immediately and place in a well-ventilated area to dry.

SUSTAINABILITY

Tom Dixon is working to create a better future for people and planet. Sustainability to us means our entire approach to our business and to the earth. Our spaces, the materials we use, how we move products around the globe, and the craftspeople we work with all determine our commitment to responsible business and minimising impact.

THE EARTH

We have set environmental and social policies in line with the UN sustainable developments goals (SDGs), a global framework to achieve a better and more sustainable future for all. There are 17 goals addressing global challenges such as poverty, climate change, peace and justice.

LONGEVITY

Our dedication to delivering products that stand the test of time means longevity is woven into our foundations. The products in our range today are intended to be enjoyed by generations to come.

CRAFTSMANSHIP

It is important to us that we celebrate the local traditions of the communities where our products are manufactured. We want our community to enjoy the beauty of craft, engineering and storytelling which underpins all our products – it's why we do what we do.

DESIGN

Sustainability is a key part of all design briefs for new products, to make sure they are not only engineered to be robust and suitable for every-day use, but also to transcend trends and stand as the antithesis of throw-away culture.

MATERIAL

We evaluate the source and impact of the materials used to make our products and packaging and we seek opportunities to operate circularity before our products reach the consumer. We are continuously working to reduce and eliminate harmful substances in the products we sell.

PACKAGING

Since 2019 we have been upgrading and removing unnecessary packaging from all our product and have transitioned from coated packaging to a kraft packaging solution which is 100% recyclable. We are continuously working to remove excess plastic from our packaging.

SUPPLY CHAIN

Tom Dixon has long-lasting partnerships with suppliers who align with our brand values. We have clear policies laid out in our supplier manual, demanding the highest level of integrity and transparency from all our suppliers. Social and ethical responsibility throughout our entire supply chain is important to us. As a SEDEX member, we commit to ensuring our key suppliers are SEDEX or equivalent audited and compliant.

Transportation is a key challenge to reducing the carbon footprint in a product business, but we continuously seek ways to reduce carbon emissions and seek greener alternatives to fuel our global business.

SERVICABLE

We design our products to be serviceable with replaceable parts and are working on upgrading products to incorporate serviceability across the range.

CERTIFICATION

It's important to us that our products meet industry recognised environmental standards. Initiatives we are working towards on selected products include:

FSC (trademark licence pending)
VOC (low-emitting materials qualification for BREEAM, WELL and LEED)
Environmental Product Declarations

ENQUIRIES

UK, EUROPE, MIDDLE EAST & AFRICA

sales@tomdixon.net

T: 0330 3630 036

AMERICAS

sales-us@tomdixon.net

T: +1 886 446 3140

ASIA PACIFIC

apac@tomdixon.net

T: 0330 3630 036

TOM DIXON SHOPS

[Tomdixon.net/storelocator](https://tomdixon.net/storelocator)

PRESS ENQUIRIES

press@tomdixon.net

PHOTOGRAPHY

Pete Navey

Lewis Graham

tomdixon.net

[@tomdixonstudio](https://tomdixonstudio)



tomdixon.net