Artemide®

ARCHITECTURAL

A

THE HUMAN AND RESPONSIBLE LIGHT

Indoor

Outdoor

38 A.24
124 A.39
728 A.39 INTEGRALIS
618 ALE.01
178 Alphabet of light
628 Dreispitz
638 Eggboard
452 Everything
658 Flexia
250 Funivia
202 Gople system
470 Helgoland
492 Hoy spot
278 Hoy
302 Katà Métron
666 La Linea
514 Luceri
684 Mouette
690 Nur 1618 acoustic
742 Nur 1618 acoustic INTEGRALIS
526 Parabola
332 Series Y
530 Sharp
744 Sharp Refractive INTEGRALIS
672 Silent Field 2.0
340 Somnium
362 Sylt
696 Tagora
750 Tagora INTEGRALIS
392 Turn Around
554 Vector
754 Vector INTEGRALIS

760 Alphabet of light outdoor
914 Antarktikòs
918 Calumet
844 Cefiso
850 Chilone
856 Ciclope
922 Coherence
764 Cuneo
768 Dreispitz outdoor
926 Effetto
932 Ego downlight
950 Ego walk/drive over
966 Ego spot
772 Funivia outdoor
782 Gople outdoor
788 Granito LED
860 Knop
970 LineaLed drive over
934 LineaLed wallwasher
978 Minispot
792 Molla
866 Needoo
794 Niki
798 Nottola
878 Nuda
802 "O"
882 Oblique
886 Piroscafo
810 Reeds
816 Se|eS
890 Slicing
980 Spike
898 Tetragono
820 Tolomeo outdoor
828 Tolomeo XXL
832 Unterlinden outdoor
838 Vea in/out
902 Walking

4 ↪ 5

Indoor

systems 36

projectors
and downlight 450

general lighting 616

INTEGRALIS 716

Outdoor

general lighting 758

path lighting 842

technical
and scenographic lighting 912

Technical

984

INDOOR

CEILING


38
A.24

666
La Linea

114
A.39

362
Sylt

114
A.39 Stand alone


696
Tagora

178
Alphabet of light

392
Turn Around

628
Dreispitz

586
Vector

638
Eggboard

470
Helgoland

278
Hoy

492
Hoy spot

CEILING RECESSED - SEMI RECESSED


38
A.24

696
Tagora

114
A.39

392
Turn Around

452
Everything

554
Vector

492
Hoy spot

596
Vector channel


470
Helgoland

666
La Linea

514
Luceri


526
Parabola

530
Sharp

3-PHASE TRACK

278
Hoy spot

298
Hoy refractive


554
Vector

SUSPENSION

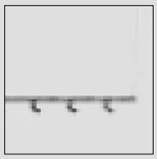
38
A.24

278
Hoy

114
A.39

328
Katà Métron

618
ALE.01

666
La Linea

178
Alphabet of light

684
Mouette

628
Dreispitz

690
Nur 1618 acoustic

638
Eggboard

352
Series Y

658
Flexia

712
Silent Field 2.0

250
Funivia

696
Tagora


202
Gople system


392
Turn Around

WALL


38
A.24

110
A.24 wall

178
Alphabet of light

628
Dreispitz

648
Eggboard baffle

658
Flexia

250
Funivia


386
Sylt stand alone

588
Vector wall

FLOOR

636
Dreispitz floor


440
Turn Around floor

838
Vea in/out

OUTDOOR

SUSPENSION

760
Alphabet of light

820
Tolomeo paralume


768
Dreispitz

832
Unterlinden

772
Funivia

782
Gople


798
Nottola


802
"O"

816
Se|eS


890
Slicing

820
Tolomeo lampione

WALL - CEILING

914
Antarktikòs

978
Minispot

902
Walking


918
Calumet

792
Molla

844
Cefiso

794
Niki


850
Chilone

802
"O"

856
Ciclope

882
Oblique

764
Cuneo

890
Slicing

926
Effetto


898
Tetragono

966
Ego spot


832
Unterlinden

860
Knop

WALL RECESSED

856
Ciclope

878
Nuda

LINEAR PROFILE

974
LineaLed wallwasher


980
Spike

TYPOLOGICAL INDEX

CEILING RECESSED



932
Ego downlight



946
Ego glass downlight

GROUND RECESSED



950
Ego drive/walk over

962
Ego glass walk over

970
LineaLed drive over

FLOOR - BOLLARD

914
Antarktikòs

978
Minispot

898
Tetragono

844
Cefiso

866
Needoo

820
Tolomeo lampione

850
Chilone

878
Nuda

820
Tolomeo paralume

856
Ciclope

802
"O"

828
Tolomeo XXL

764
Cuneo

882
Oblique



832
Unterlinden



966
Ego Spot

886
Piroscafo

838
Vea in/out

782
Gople



810
Reeds

902
Walking



788
Granito



816
Se|eS

860
Knop



890
Slicing

POLE



848
Cefiso pole

850
Chilone

860
Knop

866
Needoo

902
Walking

The Human and Responsible Light

The relationship between humans, light and environment has always been central to Artemide's vision. Over the years, this principle has aimed not only at the wellbeing of the individual and the perception of spaces, but also it has confronted the environmental sustainability and it has focused on understanding the attention to nature and to all living beings.

Light is the source of life. It feeds human kind, space, and the whole planet. It marks the rhythms of our lives. It is an element that can sustain and improve environmental, perceptive and social quality.

ADV Campaign, 1998

Artemide Dialogues

Artemide Dialogues outline the perspective of light to design the future in the present. For more than 60 years Artemide has been dedicated to the design of light.

Carrying on the heritage of Ernesto Gismondi, Artemide merges creativity and measure, knowledge and know-how collaborating with the main italian and international architects and designers. Artemide has always been listening to the world.

Artemide designs and produces light through a synthesis of humanistic vision, scientific research and manufacturing that are all measured with environmental and social sustainability.

Artemide creates icons of design distributing value by restoring not only function but also emotion and beauty.

Heritage - Tradition - Project culture

Energy Téchne
Sustainability Perception
Parametrics **Architects**
Health **Measure**Technology
Competence **Human** Interaction
Interactivity **Environment**
Science Experience
Photonics **Knowledge** Material
Creativity **Manufacturing**
Values Humanism
Communication

Research - Innovation - Vision

Light is a circular energy that gives back multiple values



"Laudato Si' Garden, The Living Chapel", Rosolina, Italy, Project by Mario Cucinella Architects, Ph. Federico Villa

Enlightened Sustainability

Artemide, the company of "The Human & Responsible Light", declares its perspective to the future guided by values, innovative vision and research that are the basis of sustainable projects.

Artemide is certified **ISO 9001, ISO 14001** and **ISO 45001**. Since 2018 all company actions are measured through the **Sustainability Report**, following the **Global Reporting Initiative** guidelines.

In 2019 Artemide has joined the **United Nation Global Compact** and is committed to following 9 of the 17 **SDGs _ Sustainable Development Goals** – annually reporting the concrete results of their application.

Artemide has a circular approach for a better quality of our future. Long lasting innovative and beautiful products are witnesses of Artemide responsible design.

The attention to the environment has particularly focused on improving the efficiency of production processes, limiting waste and developing new technologies in order to reduce direct and indirect emissions and promote a corporate culture of respect for the environment.

Artemide is working on a wide **EPD (Environmental Product Declaration)** project to certify bestseller products and outline guidelines for an even more responsible design.

Artemide plants use only energy from certified renewable sources.

The choice to involve local suppliers limits transport distances and allows the creation of a solid network of shared competence. Our products generate sustainability in the lighted space with a positive energy balance.

Products with high efficiency reduce energy consumption in the use phase and light intelligences optimize installation time and add values thanks to a parametric interaction.

Artemide products are perfect solutions to realize **sustainable buildings** following the major international green buildings certifications like **Bream, Leed** and **WELL**.

La Linea 25 "Tree", BIG - Bjarke Ingels Group



Knowledge and manufacturing

The Artemide collections are a unique blend of values and competences: the company's approach to human and responsible light is combined with design and material savoir faire to create a mix of next-generation technology and ancient wisdoms – a perfect expression of sustainable design.

Every Artemide product is completely developed in our Pregnana Milanese headquarter and made in Europe, to guarantee the best results of quality and conformity to international standards.

Certified laboratories support research and every stage of the product development, from the preliminary study until the final release.

The culture of the project, the true value of Italian design, is the unique coincidence of scientific, technical and humanistic heritage knowledge.

Innovation, born from an interdisciplinary culture, is nourished by research and scientific thought, that is the ability to see things differently than before.



Bespoke products

Private villa, Catania, Italy, Ph. Federico Villa

The world of project is our world. Project is our strong skill and we are always eager to work with new partners that can give us the opportunity to create special products. We can develop custom product solutions, both starting from existing versions and by designing and producing bespoke items. We have a dedicated custom department working together with the Research, Development and Innovation staff, to create new and different solutions and support them with services and intelligences.

Larusmiani showroom, Milan

Stadtcasino, Basel

Hotel Waldorf Astoria, Cancún

MAD museum, Paris

Museo del 900, Milan

Passagenviertel, Hamburg

Via Gesù, Milan

Patents of invention

Designing innovation means to offer a better alternative to what we already have, creating an interactive and responsive design that connects technology and science with humanistic contemporary culture.

Design means project, not simply shape or style.

Artemide opens up important research issues connected with photonics and new technologies to outline a future vision, a new way to interpret and experience light. The time for technological transfer - from research to implementation - is gradually shrinking.
All our patents of inventions are immediately applied to the catalogue's products.

Somnium, Carlotta de Bevilacqua

Innovation adds up
values to the present
in order to shape the future
we want to inhabit

Light has two identities

Light is quanta

Light is energy.
Light supports communication, information and interaction transmitting data. Light can interact with natural and ambiental phenomena according to measured parameters.

Photonics is the science of the new millennium and it's remodeling the world as we know it. New technologies are developing at a tremendous speed, revolutionizing the design limits of light.

Light is wavelenght

Light is wavelength.
It is an invisible physical phenomenon that makes the world visible. Good light can follow and sustain the rhythmic flow of the lives, behavior and emotions of individuals by introducing them to a broader dimension for a new perceptive experience.

Light feeds humans physiological and psychological wellbeing in its continuous relation between humanity and the environment, light is a material for the construction of space, delimiting territoriality and influencing our state of mind. Light transforms spaces in places and dynamic scenarios of relations.

Light activates a new environmental quality stimulating the natural process of plants growth and photosynthesis. Light can also sanitize spaces and bring people back together experiencing them thanks to INTEGRALIS® patented technology.

Broken Nature “La Nazione delle Piante”, Triennale di Milano, Ph. Federico Villa

INTEGRALIS®

Light makes the world visible and supports the perception of spaces, it interacts with life, with physical and psychological wellbeing, it liaises with the environment through intelligence, it can transmit data and information.

INTEGRALIS® is a light capable of acting against pathogenic microorganisms by lighting the setting. Selected frequencies of visible light inhibit the development and growth of bacteria, fungi and moulds.

INTEGRALIS® is perfectly integrated in the products of the Artemide collections, it is an open and versatile platform that combines sanitising efficacy with light performance and the beauty of design.

INTEGRALIS® also integrates into the environments of everyday life by interpreting the rhythm and needs of humankind.

In conformity with regulations, INTEGRALIS® acts in full respect of personal safety and without damaging the finishing materials normally present in settings, thanks to the intelligence it incorporates.

Discovery Space INTEGRALIS, Ernesto Gismondi, Ph. Giovanni Gastel



We design interactivity to generate interactions

People are different, and so is their approach with light.
That's why we offer different solutions to manage this relationship: from the physical analogic interaction to the digital one made of sensors and apps, ours is a very simple principle. Everyone must be free to determine his/her approach with light.
We are constantly developing new generations of products that express a parametric human-centered vision, in order to achieve a dynamic and positive experience.

ARTEMIDE APP

GEO LI-FI

Artemide APP

Artemide designs products and services to allow a more advanced and flexible use thereof.
The Artemide App is a user-friendly and intuitive interface that can be used as a daily tool for private use and as well as a project variable for workplace and retail, public and urban spaces. Human being is the centre of the project, the orchestra director of his light concerto.
All Artemide products can be Artemide App compatible.

- Managing up to 500 lighting fixtures, single or in groups
- Connecting with Bluetooth Low Energy
- Distance: bluetooth Android 25-30 m, Apple 15 m
- Cloud backup
- Secured personal access
- Multi-user: 1 administrator, more guests
- Multidevices control for the same network
- For tablet and smartphone
- Bluetooth interface for DALI products - 40 addresses
- 10 Static scenarios
- 15 Dynamic scenarios
- Scheduling
- News channel

Configurators

Artemide provides advanced tools to support both end customers and, above all, lighting professionals in selecting the most suitable lighting solutions. To facilitate the intuitive and precise design of the most complex systems, Artemide offers innovative configurators available on its website. These tools simplify the composition process, allowing every detail to be defined with accuracy.

After setting the dimensions and layout of the installation space, the configurator allows users to design and build their own system through an interactive interface. With a simple drag & drop, various modules can be positioned and automatically connected. Within each specific product family, the configurator guides users in defining all technical aspects, taking into account mechanical constraints, such as layout and weight, and electronic specifications, including power supply and dimming systems, sizes and installation methods.

Once the project is completed, the tool generates a range of professional resources for the execution phase: 2D/3D files, a detailed datasheet and a complete list of product codes, making the ordering process easier and supporting the installation phase.

With Artemide configurators, lighting design becomes more accessible, faster and more precise, providing valuable support at every stage of the process.

Funivia, Carlotta de Bevilacqua, Ph. Pierpaolo Ferrari

Configurators available
on **artemide.com/en/configurator**

A.24
Alphabet of light
Funivia
Hoy
Somnium
Turn Around

A.

Indoor

Systems

A.24 38
A.39 114
Alphabet of light 178
Funivia 250
Gople system 202
Hoy 278
Katà Métron 302
Series Y 332
Somnium 340
Sylt 362
Turn Around 392

A.24

Carlotta de Bevilacqua
2017

ARTEMIDE
APP

For further information on A.24
visit artemide.com

PATENT OF INVENTION: OPTICS

Giuntini Headquarters, Peccioli (PI),Italy, Project by AND studio architects, Ph. Piero Savorelli

A.24 system & stand alone

LINEAR MAGNETIC TRACK
1176 - 2352 mm

LINEAR DIFFUSED
1176 - 2352 mm



LINEAR SHARPING
1176 - 2352 mm

90° ANGLE MAGNETIC
301 x 301 mm



90° ANGLE DIFFUSED
301 x 301 mm

90° ANGLE SHARPING
301 x 301 mm

X JOINT MAGNETIC
603 x 603 mm

X JOINT DIFFUSED
603 x 603 mm



X JOINT SHARPING
603 x 603 mm

T JOINT MAGNETIC
603 x 315 mm

T JOINT DIFFUSED
603 x 315 mm

T JOINT SHARPING
603 x 315 mm

CIRCULAR SHARPING

Ø 1122 mm
Ø 1500 mm

CIRCULAR DIFFUSED

Ø 1122 mm
Ø 1500 mm

CIRCULAR DIFFUSED

RADIUS 561 mm (60° - 90°)
RADIUS 750 mm (45° - 90°)

CIRCULAR SHARPING

RADIUS 561 mm (60° - 90°)
RADIUS 750 mm (45° - 90°)

CIRCULAR MAGNETIC

RADIUS 561 mm (60° - 90°)
RADIUS 750 mm (45° - 90°)

A.24 / Vector colors

White

01

Black

04

Brushed bronze

20

Brushed copper

18

Brushed silver

15

14W / 29W
MacAdam 2SDCM
CRI = 90
CCT = 2700K / 3000K / 4000K

6,5W
*7W
MacAdam 3SDCM
CRI = 90
CCT = 2700K / 3000K / 4000K

SP 14°	*FL 21°	*WF 28°
329 lm	335 lm	292 lm

9W
MacAdam 3SDCM
*MacAdam 2SDCM
CRI = 90
CCT = 2700K / 3000K / 4000K

SP 14°	*FL 21°	WF 28°
541 lm	584 lm	529 lm



A.24 magnetic

19W
MacAdam 3SDCM
CRI = 90
CCT = 2700K / 3000K / 4000K

SP 15°
1771 lm

FL 22°
1811 lm

WF 31°
1878 lm

16W
MacAdam 3SDCM
CRI = 90
CCT = 2700K / 3000K / 4000K

SP 22°
637 lm

→

WF 31°
1098 lm

Vector 55

Vector 55 zoom

A.24 magnetic is Artemide SELV

a unique feature developed for a real safe DALI interface.



No track's rotation when the spotlights are tilted in the same direction. Suspension cable without stiff stems.

The junction arm is integrated with the spotlight body.

The center of balance is perfectly aligned with the track.

D.art® is a technology developed by Artemide that overcomes the safety limits of the DALI signal in devices where the same signal is accessible to the touch.

The DALI signal is transformed to a “SELV” voltage ensuring the total safety of the appliance.

A.24 has been designed in compliance with international certifications.

A.24
space fittings



RECESSED
TRIMLESS

CEILING

Each module (magnetic track, diffused, sharping) is pre-configurated and it is provided with:

01. the specific optical engine (magnetic, diffused, sharping);
02. the mechanical and electrical connections to combine for a continuous run;
03. each suspension module is equipped with a suspension cable;
04. each ceiling module is equipped with 1 ceiling bracket for 1176 mm length or with 2 ceiling brackets for 2352 mm length.

A.24 Configurator is available on artemide.com/en/configurator

SUSPENSION

SUSPENSION WITH INDIRECT EMISSION

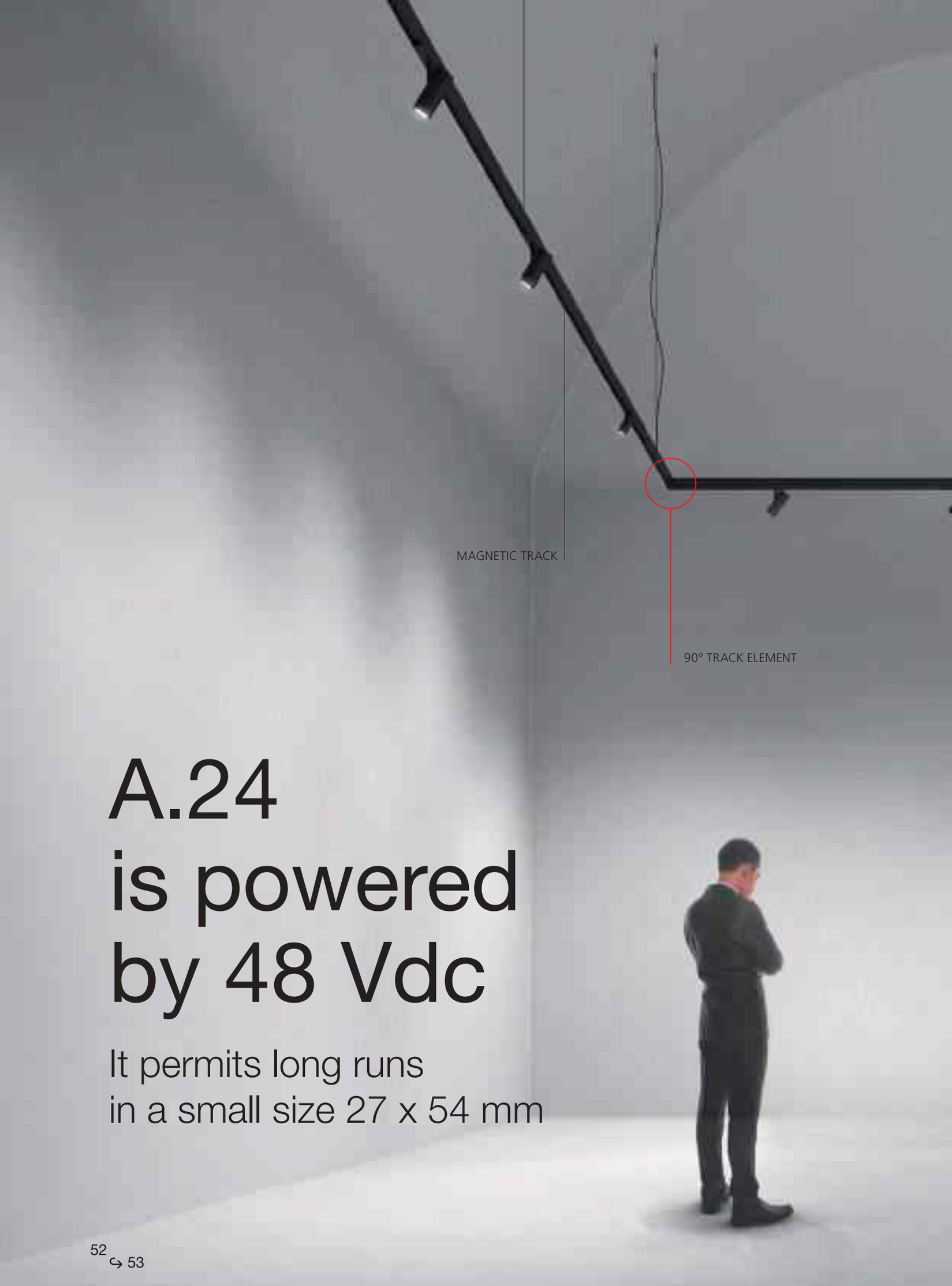

A.24 is powered by 48 Vdc

It permits long runs
in a small size 27 x 54 mm

A.24 is fully addressable

Each module and spot can be managed separately by Artemide App or by DALI control

A.24
power supply kit

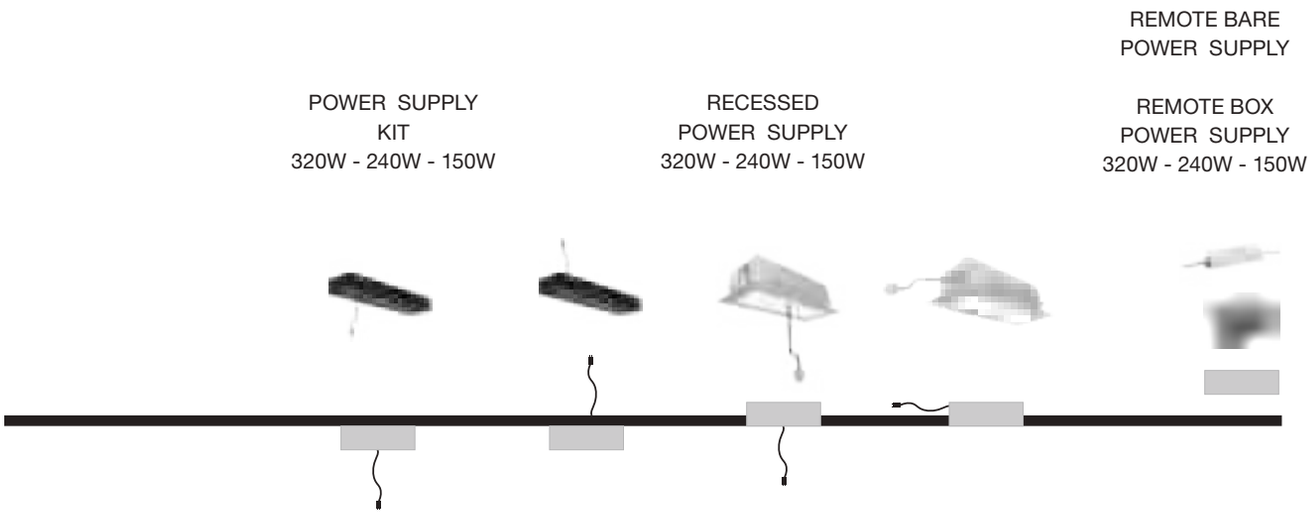

	A	B	C	D	
SUSPENSION 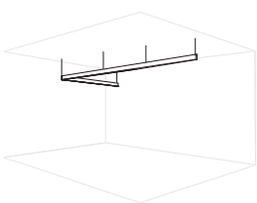	●		●		●
SMD 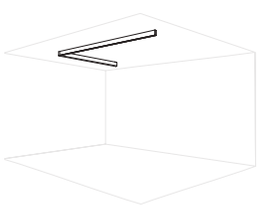		●		●	●
RECESSED 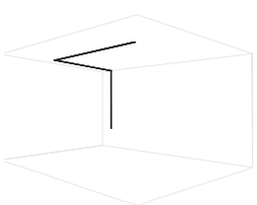		●		●	●

A

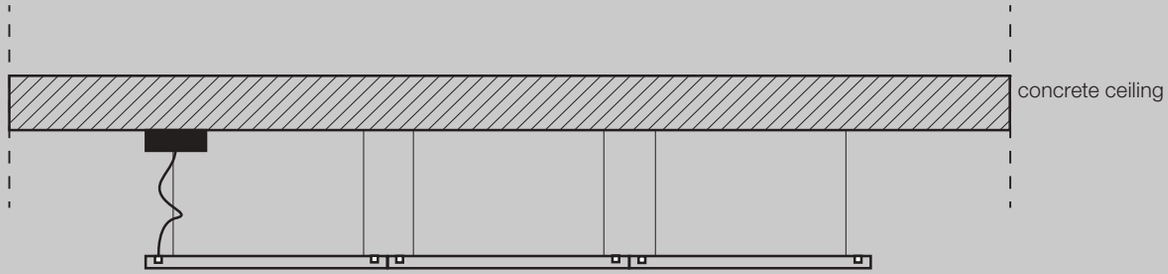
concrete ceiling

C

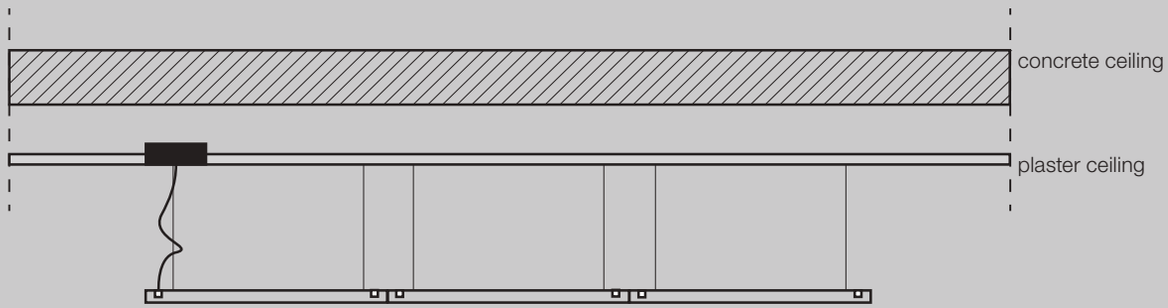
concrete ceiling
plaster ceiling

D

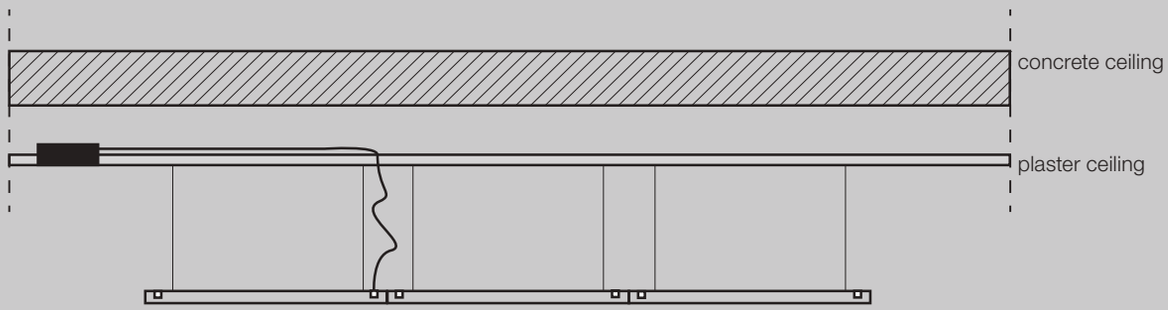
concrete ceiling
plaster ceiling

B

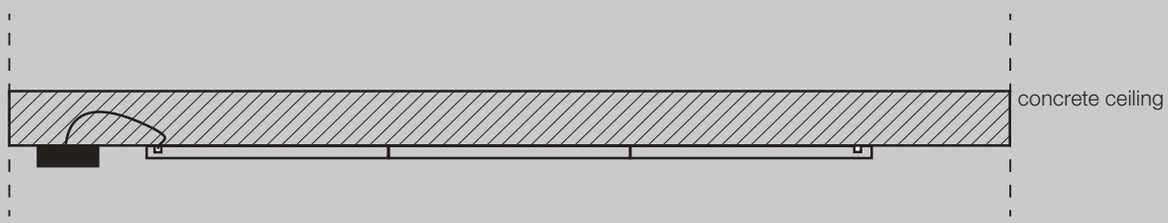
concrete ceiling

D

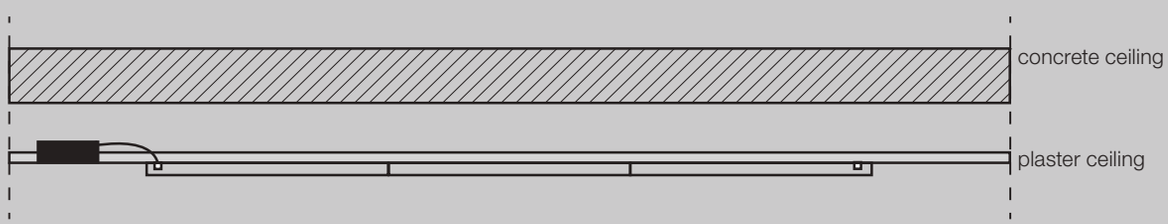
concrete ceiling
plaster ceiling

D

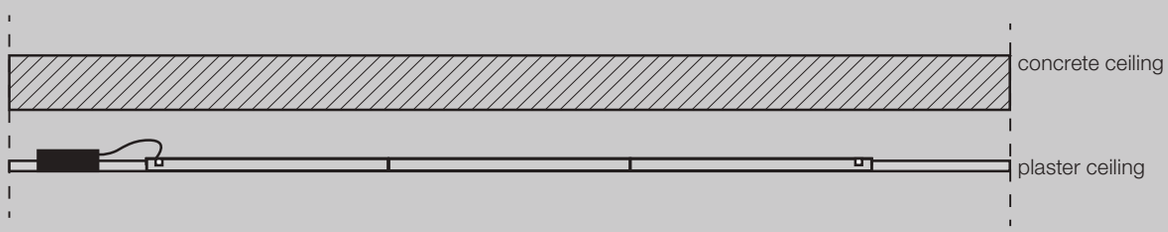
concrete ceiling
plaster ceiling

The Malheim Experience

Geneva International Motorshow - Bugatti, Switzerland, Project by Braunwagner GmbH, RGB GmbH, Ph. Andreas Keller

A.24 system

Showroom Arpa Industriale, Bra (Cuneo), Italy, Project and Ph. by Lem Agenzia Architettura (Arch. Mosconi)

A.24 RECESSED MAGNETIC TRACK

White **01** Black **04**

IP20

LINEAR MODULES

Length	Code
1176 mm	**AQ150.** 01/04
2352 mm	**AQ151.** 01/04



Length x 56 mm

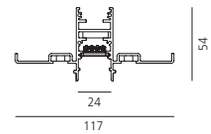

90° ANGLES

	Code
90° on same plane track angle modules 301 x 301 mm	**AQ155.** 01/04
90° on perpendicular planes track angle modules 276 x 276 mm	**AQ156.** 01/04

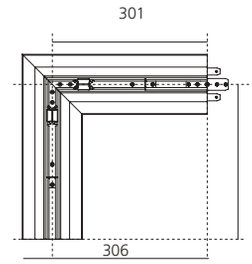



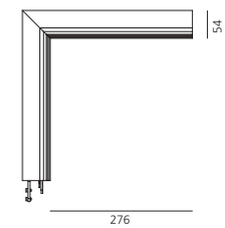

X&T JOINTS

	Dimensions	Code
X Joint	603 x 603 mm	**AQ138.** 01/04
T Joint	603 x 315 mm	**AQ100.** 01/04

CURVED MODULES

(not magnetic)

Radius	Alpha	Code
561 mm	60°	**AQ500.** 01/04
	90°	**AQ510.** 01/04
750 mm	45°	**AQ520.** 01/04
	90°	**AQ530.** 01/04

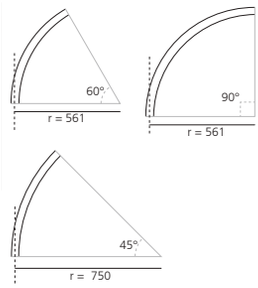

Formwork (aluminum)

Radius	Alpha	Code
561 mm	60°	**AQ59000**
	90°	**AQ59100**
750 mm	45°	**AQ59200**
	90°	**AQ59300**
End caps (2pcs)		**AQ29400**

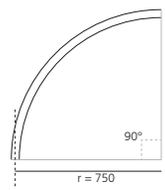

Each linear, angle and curved element is provided with mechanical and electrical joints and installation accessories.
End caps have to be ordered separately.
The APP driver can not be controlled by DALI dimming system and viceversa.

The white power kit is supplied with a white cable, while the black power kit is supplied with a black cable.

Accessories		Code
	Insulating spacer (1 pcs) use between modules powered by different power supplies	**AQ152.** 01/04
	End caps (2 pcs) used for linear modules, 90° angles and X&T joints	**AQ153.** 01/04
	End caps (2 pcs) used for curved modules	**AQ250.** 01/04
	Transition joint use between different typology modules (track-diffusing-sharping)	**AQ290.** 01/04

Power supply Accessory	Code
4pcs to feed connectors (for powering multiple sections with a single power kit)	**AQ90500**
Power cable, 2 x 0,75 + 2 x 0,35 mm², white, 10 m (to realize customized power cables)	**AQ90600**
Power cable, 2 x 0,75 + 2 x 0,35 mm², white, 50 m (to realize customized power cables)	**AQ90700**
Power cable, 2 x 0,75 + 2 x 0,35 mm², black, 10 m (to realize customized power cables)	**AQ90800**
Power cable, 2 x 0,75 + 2 x 0,35 mm², black, 50 m (to realize customized power cables)	**AQ90900**

Power supply	Undimmable Code	Dimmable DALI Code	Artemide APP Code
320W Recessed power supply kit (cable length 2,2 m) for suspension modules 230VAC-48VDC - **IP**20 ⏚ 396 x 195 x h 112 mm	**AQ158.** 01/04	**AQ157.** 01/04	**AQ157.** 01/04 **APP**
320W Recessed power supply kit (cable length 2,2 m) for recessed/ceiling modules 230VAC-48VDC **IP**20 ⏚ 396 x 195 x h 112 mm	**AQ15901**	**AQ16901**	**AQ16901APP**
240W Recessed power supply kit (cable length 2,2 m) for recessed modules 230VAC-48VDC **IP**20 ⏚ 396 x 195 x h 112 mm	**AQ17801**	**AQ16801**	**AQ16801APP**
240W Power supply kit (cable length 2,2 m) for recessed modules 230VAC-48VDC - **IP**20 ⏚ 400 x 110 x h 49 mm	**AQ173.** 01/04	**AQ172.** 01/04	**AQ172.** 01/04 **APP**
150W Power supply kit (cable length 2,2 m) for recessed modules 230VAC-48VDC - **IP**20 ⏚ 400 x 110 x h 49 mm	**AQ179.** 01/04	**AQ177.** 01/04	**AQ177.** 01/04 **APP**
240W Bare power supply + plug (1 feed connector) **ON-OFF** 230VAC-48VDC - **IP**20 ⏚ 244 x 68 x h 38 mm (for dimmable version to be combined with "DALI-Selv interface")	**AQ18000**		
150W Bare power supply + plug (1 feed connector) **ON-OFF** 230VAC-48VDC - **IP**20 ⏚ 244 x 68 x h 38 mm (for dimmable version to be combined with "DALI-Selv interface")	**AQ18100**		
DALI to DALI-Selv Interface 103 x 67 x h 21 mm		**DV1061**	
320W Remote box power supply kit (2 feed connectors) 230VAC-48VDC - **IP**20 ⏚ 313 x 243 x h 57,5 mm		**AQ16800**	**AQ16800APP**
240W Remote box power supply kit (2 feed connectors) 230VAC-48VDC - **IP**20 ⏚ 313 x 243 x h 57,5 mm		**AQ16000**	**AQ16000APP**

A.24 SUSPENSION MAGNETIC TRACK

White	Black	Brushed Silver	Brushed Copper	Brushed Bronze
01	04	15	18	20
Fast delivery		Delivery time on demand		

* Driver uses 1 DALI address

IP20

LINEAR MODULES

Length	Code
1176 mm	**AQ400.** 01/04 15/18/20
2352 mm	**AQ401.** 01/04 15/18/20



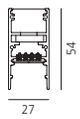

Direct + indirect emission modules

Length	W	CRI	Flux	CCT	Code
1176 mm*	14W	90	1693 lm	2700K	**AQ406.** 01/04 15/18/20
			1796 lm	3000K	**AQ402.** 01/04 15/18/20
				4000K	**AQ403.** 01/04 15/18/20
2352 mm*	29W	90	3386 lm	2700K	**AQ407.** 01/04 15/18/20
			3591 lm	3000K	**AQ404.** 01/04 15/18/20
				4000K	**AQ405.** 01/04 15/18/20



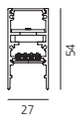

90° ANGLES

	Code
90° suspended track corner (on same plane) 301 x 301 mm	**AQ492.** 01/04 15/18/20



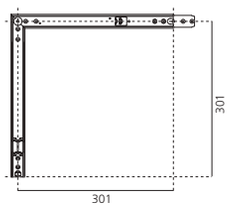

X&T JOINTS

	Dimensions	Code
X Joint	603 x 603 mm	**AQ139.** 01/04 15/18/20
T Joint	603 x 315 mm	**AQ101.** 01/04 15/18/20





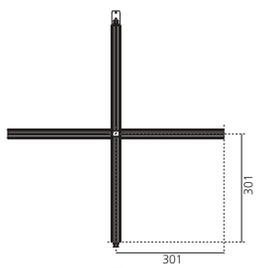

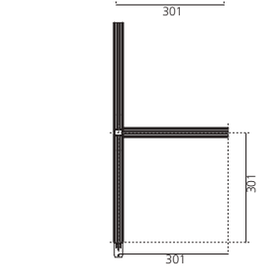

CURVED MODULES

(not magnetic)

Radius	Alpha	Code
561 mm	60°	**AQ700.** 01/04 15/18/20
	90°	**AQ710.** 01/04 15/18/20
750 mm	45°	**AQ720.** 01/04 15/18/20
	90°	**AQ730.** 01/04 15/18/20

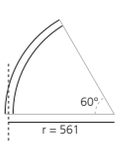

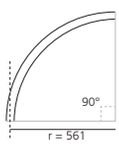

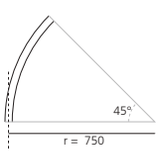

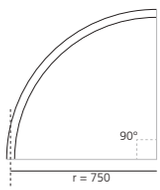

Each linear, angle and curved modules are provided with mechanical and electrical joints, and installation accessories.
1 suspension cable is also included.
End caps have to be ordered separately.
The APP driver can not be controlled by DALI dimming system and viceversa.

The white power kit is supplied with a white cable, while the black power kit is supplied with a black cable.

Accessories	Code
Insulating spacer (1 pcs) between modules powered by different power supplies	**AQ491.** 01/04 15/18/20
End cap (2 pcs) including 2 suspension cables 200 h mm	**AQ490.** 01/04 15/18/20
Transition joint between different typology modules (track-diffusing-sharping)	**AQ494.** 01/04 15/18/20
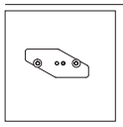 Auxiliary suspension cable (1 pcs) to be used for S-configuration	**AQ49500**

Power supply Accessory	Code
4pcs to feed connectors (for powering multiple sections with a single power kit)	**AQ90500**
Power cable, 2 x 0,75 + 2 x 0,35 mm², white, 10 m (to realize customized power cables)	**AQ90600**
Power cable, 2 x 0,75 + 2 x 0,35 mm², white, 50 m (to realize customized power cables)	**AQ90700**
Power cable, 2 x 0,75 + 2 x 0,35 mm², black, 10 m (to realize customized power cables)	**AQ90800**
Power cable, 2 x 0,75 + 2 x 0,35 mm², black, 50 m (to realize customized power cables)	**AQ90900**

Power supply	Undimmable Code	Dimmable DALI Code	Artemide APP Code
320W Recessed power supply kit (cable length 2,2 m) for suspension modules 230VAC-48VDC - **IP**20 ⏚ 396 x 195 x h 112 mm	**AQ158.** 01/04	**AQ157.** 01/04	**AQ157.** 01/04 **APP**
320W Recessed power supply kit (cable length 2,2 m) for recessed/ceiling modules 230VAC-48VDC - **IP**20 ⏚ 396 x 195 x h 112 mm	**AQ15901**	**AQ16901**	**AQ16901APP**
240W Recessed power supply kit (cable length 2,2 m) for recessed modules 230VAC-48VDC **IP**20 ⏚ 396 x 195 x h 112 mm	**AQ17801**	**AQ16801**	**AQ16801APP**
240W Power supply kit (cable length 2,2 m) for recessed modules 230VAC-48VDC - **IP**20 ⏚ 400 x 110 x 49 h mm	**AQ173.** 01/04	**AQ172.** 01/04	**AQ172.** 01/04 **APP**
150W Power supply kit (cable length 2,2 m) for recessed modules 230VAC-48VDC - **IP**20 ⏚ 400 x 110 x h 49 mm	**AQ179.** 01/04	**AQ177.** 01/04	**AQ177.** 01/04 **APP**
240W Bare power supply + plug (1 feed connector) **ON-OFF** 230VAC-48VDC - **IP**20 ⏚ 244 x 68 x h 38 mm (for dimmable version to be combined with "DALI-Selv interface")	**AQ18000**		
150W Bare power supply + plug (1 feed connector) **ON-OFF** 230VAC-48VDC - **IP**20 ⏚ 244 x 68 x h 38 mm (for dimmable version to be combined with "DALI-Selv interface")	**AQ18100**		
DALI to DALI-Selv Interface 103 x 67 x h 21 mm		**DV1061**	
320W Remote box power supply kit (2 feed connectors) 230VAC-48VDC - **IP**20 ⏚ 313 x 243 x h 57,5 mm		**AQ16800**	**AQ16800APP**
240W Remote box power supply kit (2 feed connectors) 230VAC-48VDC - **IP**20 ⏚ 313 x 243 x h 57,5 mm		**AQ16000**	**AQ16000APP**

Private Residence, Lübeck, Germany, Project by Raumideen, Ph. Juliander Enßle

Progetto CMR Offices, Milan, Italy, Ph. Andrea Martiradonna

A.24 CEILING MAGNETIC TRACK

White 01, Black 04 — Fast delivery

Brushed Silver 15, Brushed Copper 18, Brushed Bronze 20 — Delivery time on demand

IP20

LINEAR MODULES

Length	Code
1176 mm	**AQ300.** 01/04 15/18/20
2352 mm	**AQ301.** 01/04 15/18/20



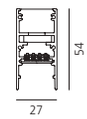

90° ANGLES

	Code
90° on same plane track angle modules 301 x 301 mm	**AQ392.** 01/04 15/18/20
90° on perpendicular planes track angle modules 330 x 330 mm	**AQ393.** 01/04 15/18/20

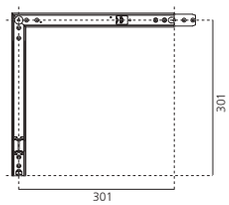



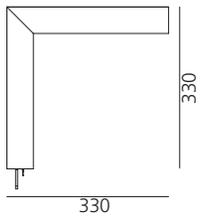

X&T JOINTS

	Dimensions	Code
X Joint	603 x 603 mm	**AQ140.** 01/04 15/18/20
T Joint	603 x 315 mm	**AQ102.** 01/04 15/18/20



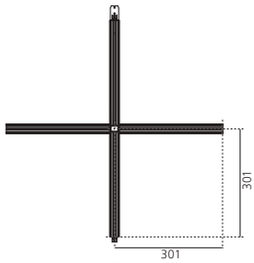



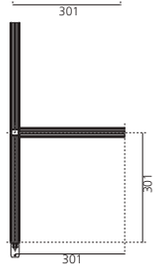

CURVED MODULES

(not magnetic)

Radius	Alpha	Code
561 mm	60°	**AQ600.** 01/04 15/18/20
	90°	**AQ610.** 01/04 15/18/20
750 mm	45°	**AQ620.** 01/04 15/18/20
	90°	**AQ630.** 01/04 15/18/20

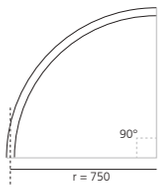

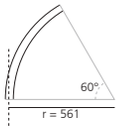

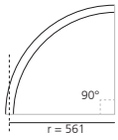

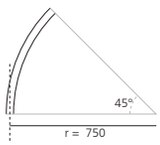

Each linear, angle and curved modules are provided with mechanical and electrical joints, and installation accessories.
Bracket for fixing to ceiling is included: 1 for 1176 mm lenght or 2 for 2352 mm lenght.
End caps have to be ordered separately.

The APP driver can not be controlled by DALI dimming system and viceversa.
The white power kit is supplied with a white cable, while the black power kit is supplied with a black cable.

Accessories	Code
Insulating spacer (1 pcs) use between modules powered by different power supplies	**AQ391.** 01/04 15/18/20
End caps (2 pcs)	**AQ390.** 01/04 15/18/20
Cap for cable passage (1 pcs)	**AQ395.** 01/04 15/18/20
Transition joint use between different typology modules (track-diffusing-sharping)	**AQ394.** 01/04 15/18/20

Power supply Accessory	Code
4pcs to feed connectors (for powering multiple sections with a single power kit)	**AQ90500**
Power cable, 2 x 0,75 + 2 x 0,35 mm², white, 10 m (to realize customized power cables)	**AQ90600**
Power cable, 2 x 0,75 + 2 x 0,35 mm², white, 50 m (to realize customized power cables)	**AQ90700**
Power cable, 2 x 0,75 + 2 x 0,35 mm², black, 10 m (to realize customized power cables)	**AQ90800**
Power cable, 2 x 0,75 + 2 x 0,35 mm², black, 50 m (to realize customized power cables)	**AQ90900**

Power supply	Undimmable Code	Dimmable DALI Code	Artemide APP Code
320W Recessed power supply kit (cable length 2,2 m) for suspension modules 230VAC-48VDC - **IP**20 ⏚ 396 x 195 x h 112 mm	**AQ158.** 01/04	**AQ157.** 01/04	**AQ157.** 01/04 **APP**
320W Recessed power supply kit (cable length 2,2 m) for recessed/ceiling modules 230VAC-48VDC - **IP**20 ⏚ 396 x 195 x h 112 mm	**AQ15901**	**AQ16901**	**AQ16901APP**
240W Recessed power supply kit (cable length 2,2 m) for recessed modules 230VAC-48VDC - **IP**20 ⏚ 396 x 195 x h 112 mm	**AQ17801**	**AQ16801**	**AQ16801APP**
240W Power supply kit (cable length 2,2 m) for recessed modules 230VAC-48VDC - **IP**20 ⏚ 400 x 110 x h 49 mm	**AQ173.** 01/04	**AQ172.** 01/04	**AQ172.** 01/04 **APP**
150W Power supply kit (cable length 2,2 m) for recessed modules 230VAC-48VDC - **IP**20 ⏚ 400 x 110 x h 49 mm	**AQ179.** 01/04	**AQ177.** 01/04	**AQ177.** 01/04 **APP**
240W Bare power supply + plug (1 feed connector) **ON-OFF** 230VAC-48VDC - **IP**20 ⏚ 244 x 68 x h 38 mm (for dimmable version to be combined with "DALI-Selv interface")	**AQ18000**		
150W Bare power supply + plug (1 feed connector) **ON-OFF** 230VAC-48VDC - **IP**20 ⏚ 244 x 68 x h 38 mm (for dimmable version to be combined with "DALI-Selv interface")	**AQ18100**		
DALI to DALI-Selv Interface 103 x 67 x h 21 mm		**DV1061**	
320W Remote box power supply kit (2 feed connectors) 230VAC-48VDC - **IP**20 ⏚ 313 x 243 x h 57,5 mm		**AQ16800**	**AQ16800APP**
240W Remote box power supply kit (2 feed connectors) 230VAC-48VDC - **IP**20 ⏚ 313 x 243 x h 57,5 mm		**AQ16000**	**AQ16000APP**

VECTOR MAGNETIC TRACK

White 01 | Black 04 — Fast delivery

Brushed Silver 15 | Brushed Copper 18 | Brushed Bronze 20 — Delivery time on demand

SP | FL | WF

Delivery time on demand
2700K - 4000K

* MacAdam 2SDCM
MacAdam 3SDCM
CRI = 90

IP20
90° 360°

VECTOR 30 MAGNETIC

W	Beam	Flux	CCT	Dimmable DALI Code
6,5W	SP 12°	329 lm	2700K	**AP811.** 01/04 15/18/20
			3000K	**AP801.** 01/04 15/18/20
			4000K	**AP851.** 01/04 15/18/20
7W	FL 17°	335 lm	2700K	**AP812.** 01/04 15/18/20
			3000K	**AP802.** 01/04 15/18/20
			4000K	**AP852.** 01/04 15/18/20
	WF 30°	292 lm	2700K	**AP813.** 01/04 15/18/20
			3000K	**AP803.** 01/04 15/18/20
			4000K	**AP853.** 01/04 15/18/20

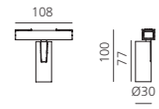

Life L70 (18k) > 109000h

VECTOR 40 MAGNETIC

W	Beam	Flux	CCT	Dimmable DALI Code
9W	SP 14°	544 lm	2700K	**AP011.** 01/04 15/18/20
		541 lm	3000K	**AP001.** 01/04 15/18/20
		541 lm	4000K	**AP051.** 01/04 15/18/20
	*FL 21°	543 lm	2700K	**AP012.** 01/04 15/18/20
		584 lm	3000K	**AP002.** 01/04 15/18/20
		626 lm	4000K	**AP052.** 01/04 15/18/20
	*WF 28°	491 lm	2700K	**AP013.** 01/04 15/18/20
		529 lm	3000K	**AP003.** 01/04 15/18/20
		566 lm	4000K	**AP053.** 01/04 15/18/20

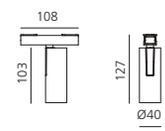

Life L70 24k) > 145000h

ADAPTER COLOR	■	■	■	■	■
ARM COLOR	□	■	■	■	■
HEAT-SINK COLOR	■	■	■	■	■
BODY COLOR	□	■	■	■	■
ANTIGLARE COLOR	■	■	■	■	■
ACCESSORIES COLOR (visible ones)	■	■	■	■	■

VECTOR MAGNETIC TRACK

White 01 | Black 04 — Fast delivery

Brushed Silver 15 | Brushed Copper 18 | Brushed Bronze 20 — Delivery time on demand

SP | FL | WF

Delivery time on demand
2700K - 4000K

MacAdam 3SDCM
CRI = 90

IP20
90° 360°

VECTOR 55 MAGNETIC

W	Beam	Flux	CCT	Dimmable DALI Code
19W	SP 15°	1677 lm	2700K	**AP111.** 01/04 15/18/20
		1771 lm	3000K	**AP101.** 01/04 15/18/20
		1915 lm	4000K	**AP151.** 01/04 15/18/20
	FL 22°	1715 lm	2700K	**AP112.** 01/04 15/18/20
		1811 lm	3000K	**AP102.** 01/04 15/18/20
		1959 lm	4000K	**AP152.** 01/04 15/18/20
	WF 31°	1779 lm	2700K	**AP113.** 01/04 15/18/20
		1878 lm	3000K	**AP103.** 01/04 15/18/20
		2032 lm	4000K	**AP153.** 01/04 15/18/20

Life L70 (9K) > 50000h

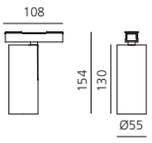

VECTOR 55 ZOOM MAGNETIC

W	Beam	Flux	CCT	Dimmable DALI Code
16W	FL 22°-WF 31°	603 - 1039 lm	2700K	**AP114.** 01/04 15/18/20
		637 - 1098 lm	3000K	**AP104.** 01/04 15/18/20
		688 - 1187 lm	4000K	**AP154.** 01/04 15/18/20

Life L70 (9K) > 50000h

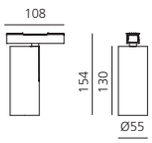

Vector 55 is also WHITE INTEGRALIS (see pag. 754)

Accessoires	Color	Vector 40 Code	Vector 55 Code
 Accessories holder	●	**AP90100**	**AP91100**
Lens for elliptical emission		**AP90200**	**AP91200**
Soft filter		**AP90300**	**AP91300***
Anti-dazzle louver	●	**AP90400**	**AP91400**
Adjustable dowsers	●		**AP91500**

* For thermical reason, it cannot be used with brused silver finishing (15)

VECTOR PENDANT SECURELOCK

White 01, Black 04 — Fast delivery

Brushed Silver 15, Brushed Copper 18, Brushed Bronze 20 — Delivery time on demand

SP, FL, WF

Delivery time on demand
2700K - 4000K

* MacAdam 2SDCM
MacAdam 3SDCM
CRI = 90

IP20

VECTOR 30 PENDANT SECURELOCK

W	Beam	Flux	CCT	Dimmable DALI Code
6,5W	SP 12°	329 lm	2700K	**AP411.** 01/04 15/18/20
			3000K	**AP401.** 01/04 15/18/20
			4000K	**AP451.** 01/04 15/18/20
7W	FL 16°	335 lm	2700K	**AP412.** 01/04 15/18/20
			3000K	**AP402.** 01/04 15/18/20
			4000K	**AP452.** 01/04 15/18/20
	WF 30°	292 lm	2700K	**AP413.** 01/04 15/18/20
			3000K	**AP403.** 01/04 15/18/20
			4000K	**AP453.** 01/04 15/18/20



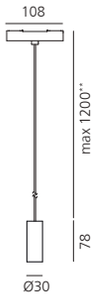

Life L70 (6K) 36000h

VECTOR 40 PENDANT SECURELOCK

W	Beam	Flux	CCT	Dimmable DALI Code
9W	SP 14°	544 lm	2700K	**AP211.** 01/04 15/18/20
		541 lm	3000K	**AP201.** 01/04 15/18/20
		541 lm	4000K	**AP251.** 01/04 15/18/20
	*FL 21°	543 lm	2700K	**AP212.** 01/04 15/18/20
		584 lm	3000K	**AP202.** 01/04 15/18/20
		626 lm	4000K	**AP252.** 01/04 15/18/20
	*WF 28°	491 lm	2700K	**AP213.** 01/04 15/18/20
		529 lm	3000K	**AP203.** 01/04 15/18/20
		566 lm	4000K	**AP253.** 01/04 15/18/20



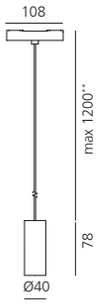

Life L70 (9K) 50000h

VECTOR PENDANT SECURELOCK

White	Black	Brushed Silver	Brushed Copper	Brushed Bronze	SP	FL	WF	Delivery time on demand 2700K - 4000K	MacAdam 3SDCM CRI = 90	IP20
01	04	15	18	20						
Fast delivery		Delivery time on demand								

VECTOR 55 PENDANT SECURELOCK

W	Beam	Flux	CCT	Dimmable DALI Code
19 W	SP 15°	1677 lm	2700K	**AP311.** 01/04 15/18/20
		1771 lm	3000K	**AP301.** 01/04 15/18/20
		1915 lm	4000K	**AP351.** 01/04 15/18/20
	FL 22°	1715 lm	2700K	**AP312.** 01/04 15/18/20
		1811 lm	3000K	**AP302.** 01/04 15/18/20
		1959 lm	4000K	**AP352.** 01/04 15/18/20
	WF 31°	1779 lm	2700K	**AP313.** 01/04 15/18/20
		1878 lm	3000K	**AP303.** 01/04 15/18/20
		2032 lm	4000K	**AP353.** 01/04 15/18/20



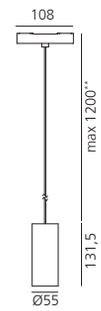

Life L70 (9K) 50000h

Vector 55 pendant is also WHITE INTEGRALIS (see pag. 754)



** No cuttable wire. Clips included to adjust the length.

TURN AROUND WALL WASHER

Titanium

MacAdam 3SDCM
Life L70 (6K) 50000h
CRI = 90

IP20

Length	W	Flux	CCT	Code
600 mm	11W	888 lm	3000K	**WW02122**
		950 lm	4000K	**WW03122**
1200 mm	22W	1776 lm	3000K	**WW06222**
		1900 lm	4000K	**WW07222**

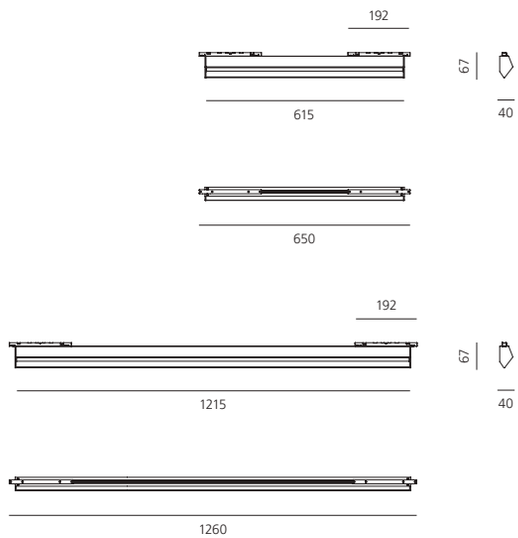

A.24 RECESSED DIFFUSED EMISSION

White

01

* Driver uses 1 DALI address
** Driver uses 2 DALI addresses

MacAdam 3SDCM
Life L70 (17K) 102000h
CRI = 90

IP20

Formwork (aluminum)

Length	Radius	Alpha	Code
Linear 1176 mm			**AQ29100**
Linear 2352 mm			**AQ29200**
90° angle on the same plane			**AQ29300**
90° angle on perpendicular			**AQ29500**
X joint			**AQ00020**
T joint			**AQ00010**
Curved	561 mm	60°	**AQ59000**
		90°	**AQ59100**
	750 mm	45°	**AQ59200**
		90°	**AQ59300**
End caps (2pcs)			**AQ29400**

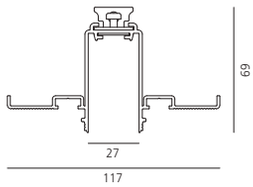

Length x 56 mm

LINEAR MODULES

Length	W	Flux[1]	CCT	Code
1176 mm*	29W	3222 lm	2700K	**AQ27001**
		3418 lm	3000K	**AQ20001**
		3418 lm	4000K	**AQ20101**
2352 mm**	58W	6445 lm	2700K	**AQ27101**
		6836 lm	3000K	**AQ20201**
		6836 lm	4000K	**AQ20301**



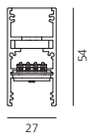

90° ANGLES

	W	Flux[1]	CCT	Code
90° on same plane angle direct emission modules 301 x 301 mm*	14W	1611 lm	2700K	**AQ27201**
		1709 lm	3000K	**AQ20401**
		1709 lm	4000K	**AQ20501**
90° on perpendicular plane angle direct emission modules 330 x 330 mm*	14W	1611 lm	2700K	**AQ27301**
		1709 lm	3000K	**AQ20701**
		1709 lm	4000K	**AQ20801**



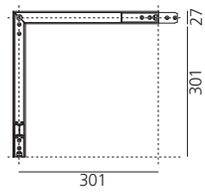



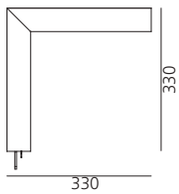

X&T JOINTS

	W	Flux[1]	CCT	Code
X Joint	29W	3002 lm	2700K	**AQ14701**
		3184 lm	3000K	**AQ14801**
		3184 lm	4000K	**AQ14901**
T Joint	22W	2286 lm	2700K	**AQ11601**
		2424 lm	3000K	**AQ11701**
		2424 lm	4000K	**AQ11801**

CURVED MODULES

Curved direct emission modules

Radius	Alpha	W	Flux[1]	CCT	Code
561 mm*	60°	14W	1421 lm	2700K	**AQ50701**
			1507 lm	3000K	**AQ50101**
			1507 lm	4000K	**AQ50201**
	90°	22W	2132 lm	2700K	**AQ51701**
			2261 lm	3000K	**AQ51101**
			2261 lm	4000K	**AQ51201**
750 mm*	45°	14W	1421 lm	2700K	**AQ52701**
			1507 lm	3000K	**AQ52101**
			1507 lm	4000K	**AQ52201**
	90°	29W	2842 lm	2700K	**AQ53701**
			3015 lm	3000K	**AQ53101**
			3015 lm	4000K	**AQ53201**

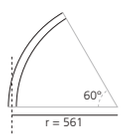

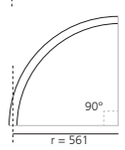

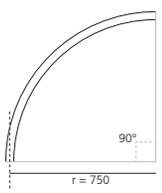

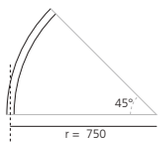

[1] Direct luminous flux: measured using white body.
With black body -17% output flux.

Each formwork module is provided with a mechanical joint to connect two recessed coplanar formwork modules.
Each module, angle and curved modules are provided with mechanical and electrical joints and installation accessories.
End caps have to be ordered separately.

Opal diffusing screen has to be ordered separately.
The APP driver can not be controlled by DALI dimming system and viceversa.
The white power kit is supplied with a white cable, while the black power kit is supplied with a black cable.

Accessories	Code
Insulating spacer (1 pcs) between modules powered by different power supplies	**AQ20601**
End caps (2 pcs)	**AQ25001**
Transition joint use between different typology modules (track-diffusing-sharping)	**AQ29001**
Opal diffusing screen	
10 m	**AQ16200**
25 m	**AQ16300**
50 m	**AQ16400**
1176 mm	**AQ16500**
2352 mm	**AQ16600**
3528 mm	**AQ16700**
Flexible opal diffusing screen	
5 m	**AQ90300**
10 m	**AQ90000**
25 m	**AQ90100**
50 m	**AQ90200**

Power supply Accessory	Code
4pcs to feed connectors (for powering multiple sections with a single power kit)	**AQ90500**
Power cable, 2 x 0,75 + 2 x 0,35 mm², white, 10 m (to realize customized power cables)	**AQ90600**
Power cable, 2 x 0,75 + 2 x 0,35 mm², white, 50 m (to realize customized power cables)	**AQ90700**
Power cable, 2 x 0.75 + 2 x 0.35 mm², black, 10 m (to realize customized power cables)	**AQ90800**
Power cable, 2 x 0,75 + 2 x 0,35 mm², black, 50 m (to realize customized power cables)	**AQ90900**

Power supply	Undimmable Code	Dimmable DALI Code	Artemide APP Code
320W Recessed power supply kit (cable length 2,2 m) for suspension modules 230VAC-48VDC - **IP**20 ⏚ 396 x 195 x h 112 mm	**AQ158.** 01/04	**AQ157.** 01/04	**AQ157.** 01/04 **APP**
320W Recessed power supply kit (cable length 2,2 m) for recessed/ceiling modules 230VAC-48VDC - **IP**20 ⏚ 396 x 195 x h 112 mm	**AQ15901**	**AQ16901**	**AQ16901APP**
240W Recessed power supply kit (cable length 2,2 m) for recessed modules 230VAC-48VDC - **IP**20 ⏚ 396 x 195 x h 112 mm	**AQ17801**	**AQ16801**	**AQ16801APP**
240W Power supply kit (cable length 2,2 m) for recessed modules 230VAC-48VDC - **IP**20 ⏚ 400 x 110 x h 49 mm	**AQ173.** 01/04	**AQ172.** 01/04	**AQ172.** 01/04 **APP**
150W Power supply kit (cable length 2,2 m) for recessed modules 230VAC-48VDC - **IP**20 ⏚ 400 x 110 x h 49 mm	**AQ179.** 01/04	**AQ177.** 01/04	**AQ177.** 01/04 **APP**
240W Bare power supply + plug (1 feed connector) **ON-OFF** 230VAC-48VDC - **IP**20 ⏚ 244 x 68 x h 38 mm (for dimmable version to be combined with "DALI-Selv interface")	**AQ18000**		
150W Bare power supply + plug (1 feed connector) **ON-OFF** 230VAC-48VDC - **IP**20 ⏚ 244 x 68 x h 38 mm (for dimmable version to be combined with "DALI-Selv interface")	**AQ18100**		
DALI to DALI-Selv Interface 103 x 67 x h 21 mm		**DV1061**	
320W Remote box power supply kit (2 feed connectors) 230VAC-48VDC - **IP**20 ⏚ 313 x 243 x h 57,5 mm		**AQ16800**	**AQ16800APP**
240W Remote box power supply kit (2 feed connectors) 230VAC-48VDC - **IP**20 ⏚ 313 x 243 x h 57,5 mm		**AQ16000**	**AQ16000APP**

A.24 SUSPENSION DIFFUSED EMISSION

White	Black	Brushed Silver	Brushed Copper	Brushed Bronze
01	04	15	18	20
Fast delivery		Delivery time on demand		

* Driver uses 1 DALI address
** Driver uses 2 DALI addresses
*** Driver uses 3 DALI addresses

MacAdam 3SDCM
Life L70 (17K) 102000h
CRI = 90

IP20

LINEAR MODULES

Direct emission modules

Length	W	Flux[1]	CCT	Code
1176 mm*	29W	3222 lm	2700K	**AQ416.** 01/04 15/18/20
		3418 lm	3000K	**AQ410.** 01/04 15/18/20
		3418 lm	4000K	**AQ411.** 01/04 15/18/20
2352 mm**	58W	6445 lm	2700K	**AQ417.** 01/04 15/18/20
		6836 lm	3000K	**AQ412.** 01/04 15/18/20
		6836 lm	4000K	**AQ413.** 01/04 15/18/20



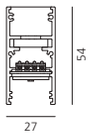

Direct + indirect emission modules

Length	W	Flux[1]	CCT	Code
1176 mm**	29W direct 14W indirect	3222 lm direct 1694 lm indirect	2700K	**AQ464.** 01/04 15/18/20
		3418 lm direct 1796 lm indirect	3000K	**AQ460.** 01/04 15/18/20
		3418 lm direct 1796 lm indirect	4000K	**AQ461.** 01/04 15/18/20
2352 mm***	58W direct 29W indirect	6445 lm direct 3386 lm indirect	2700K	**AQ465.** 01/04 15/18/20
		6836 lm direct 3591 lm indirect	3000K	**AQ462.** 01/04 15/18/20
		6836 lm direct 3591 lm indirect	4000K	**AQ463.** 01/04 15/18/20



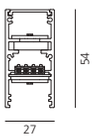

90° ANGLES

	W	Flux[1]	CCT	Code
90° on same plane angle modules 301 x 301 mm*	14W	1611 lm	2700K	**AQ418.** 01/04 15/18/20
		1709 lm	3000K	**AQ414.** 01/04 15/18/20
		1709 lm	4000K	**AQ415.** 01/04 15/18/20



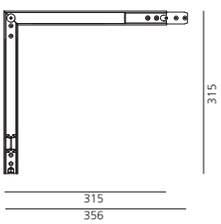

X&T JOINTS

	W	Flux[1]	CCT	Code
X Joint	29W	3002 lm	2700K	**AQ144.** 01/04 15/18/20
		3184 lm	3000K	**AQ145.** 01/04 15/18/20
		3184 lm	4000K	**AQ146.** 01/04 15/18/20
T Joint	22W	2286 lm	2700K	**AQ113.** 01/04 15/18/20
		2424 lm	3000K	**AQ114.** 01/04 15/18/20
		2424 lm	4000K	**AQ115.** 01/04 15/18/20





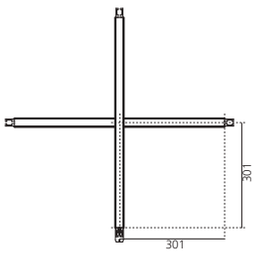

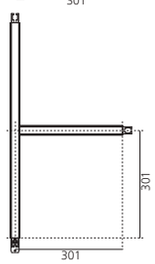

[1] Direct luminous flux: measured using white body.
With black body -17% output flux.

Each module, angle and curved modules are provided with mechanical and electrical joints and installation accessories.
1 suspension cable is also included.
End caps have to be ordered separately.
Opal diffusing screen has to be ordered separately.

The APP driver can not be controlled by DALI dimming system and viceversa.

CURVED MODULES

Radius	Alpha	W	Flux[1]	CCT	Code
561 mm*	60°	14W	1421 lm	2700K	**AQ707.** 01/04 15/18/20
			1507 lm	3000K	**AQ701.** 01/04 15/18/20
			1507 lm	4000K	**AQ702.** 01/04 15/18/20
	90°	22W	2132 lm	2700K	**AQ717.** 01/04 15/18/20
			2261 lm	3000K	**AQ711.** 01/04 15/18/20
			2261 lm	4000K	**AQ712.** 01/04 15/18/20
750 mm*	45°	14W	1421 lm	2700K	**AQ727.** 01/04 15/18/20
			1507 lm	3000K	**AQ721.** 01/04 15/18/20
			1507 lm	4000K	**AQ722.** 01/04 15/18/20
	90°	29W	2842 lm	2700K	**AQ737.** 01/04 15/18/20
			3015 lm	3000K	**AQ731.** 01/04 15/18/20
			3015 lm	4000K	**AQ732.** 01/04 15/18/20

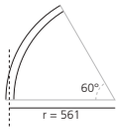

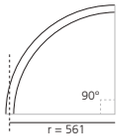

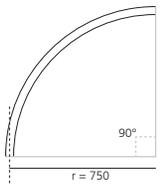

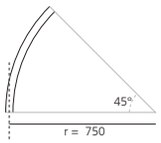

[1] Direct luminous flux: measured using white body.
With black body -17% output flux.

A.24 SUSPENSION DIFFUSED EMISSION
OPAL AND FLEXIBLE OPAL DIFFUSER SCREEN COMPARISON

LINEAR MODULES

	Emission	White body + diffuser cod. AQ16...	White body + flexible diffuser cod. AQ90...	Black body + diffuser cod. AQ16...	Black body + flexible diffuser cod. AQ90...
1176 mm					
2700K	Direct	3222 lm	2842 lm	2680 lm	2232 lm
	Direct + indirect	4916 lm	4535 lm	4066 lm	3617 lm
3000K	Direct	3418 lm	3015 lm	2843 lm	2367 lm
	Direct + indirect	5214 lm	4810 lm	4312 lm	3837 lm
4000K	Direct	3418 lm	3015 lm	2843 lm	2367 lm
	Direct + indirect	5214 lm	4811 lm	4313 lm	3837 lm
2352 mm					
2700K	Direct	6445 lm	5685 lm	5361 lm	4464 lm
	Direct + indirect	9831 lm	9071 lm	8132 lm	7235 lm
3000K	Direct	6836 lm	6029 lm	5685 lm	4734 lm
	Direct + indirect	10427 lm	9621 lm	8624 lm	7673 lm
4000K	Direct	6836 lm	6029 lm	5685 lm	4734 lm
	Direct + indirect	10427 lm	9621 lm	8624 lm	7673 lm

ANGULAR MODULES

	Emission	White body + diffuser cod. AQ16...	White body + flexible diffuser cod. AQ90...	Black body + diffuser cod. AQ16...	Black body + flexible diffuser cod. AQ90...
90° Angle					
2700K	Direct	1611 lm	1421 lm	1340 lm	1116 lm
3000K	Direct	1709 lm	1507 lm	1421 lm	1184 lm
4000K	Direct	1709 lm	1507 lm	1421 lm	1184 lm

FLEXIBLE OPAL DIFFUSER SCREEN

CURVED MODULES 561 mm

	Emission	White body + flexible diffuser cod. AQ90...	Black body + flexible diffuser cod. AQ90...
60°			
2700K	Direct	1421 lm	1116 lm
3000K	Direct	1507 lm	1184 lm
4000K	Direct	1507 lm	1184 lm
90°			
2700K	Direct	2132 lm	1674 lm
3000K	Direct	2261 lm	1775 lm
4000K	Direct	2261 lm	1775 lm

CURVED MODULES 750 mm

	Emission	White body + flexible diffuser cod. AQ90...	Black body + flexible diffuser cod. AQ90...
45°			
2700K	Direct	1421 lm	1116 lm
3000K	Direct	1507 lm	1184 lm
4000K	Direct	1507 lm	1184 lm
90°			
2700K	Direct	2842 lm	2232 lm
3000K	Direct	3015 lm	2367 lm
4000K	Direct	3015 lm	2367 lm

Flux for silver body is the same of white body.
Flux for copper and bronze body is the same of black body.

White	Black	Brushed Silver	Brushed Copper	Brushed Bronze
01	04	15	18	20
Fast delivery		Delivery time on demand		

* Driver uses 1 DALI address
** Driver uses 2 DALI addresses
*** Driver uses 3 DALI addresses

IP20

Accessories

	Code
Insulating spacer (1 pcs) between modules powered by different power supplies	**AQ452.** 01/04 15/18/20
End caps (2 pcs) including 2 suspension cables 200 mm h	**AQ451.** 01/04 15/18/20
Transition joint use between different typology modules (track-diffusing-sharping)	**AQ494.** 01/04 15/18/20
Opal diffusing screen	
10 m	**AQ16200**
25 m	**AQ16300**
50 m	**AQ16400**
1176 mm	**AQ16500**
2352 mm	**AQ16600**
3528 mm	**AQ16700**
Flexible opal diffusing screen	
5 m	**AQ90300**
10 m	**AQ90000**
25 m	**AQ90100**
50 m	**AQ90200**
Auxiliary suspension cable (1 pcs) to be used for S-configuration	**AQ49500**

Power supply Accessory

	Code
4pcs to feed connectors (for powering multiple sections with a single power kit)	**AQ90500**
Power cable, 2 x 0,75 + 2 x 0,35 mm², white, 10 m (to realize customized power cables)	**AQ90600**
Power cable, 2 x 0,75 + 2 x 0,35 mm², white, 50 m (to realize customized power cables)	**AQ90700**
Power cable, 2 x 0,75 + 2 x 0,35 mm², black, 10 m (to realize customized power cables)	**AQ90800**
Power cable, 2 x 0,75 + 2 x 0,35 mm², black, 50 m (to realize customized power cables)	**AQ90900**

Each module, angle and curved modules are provided with mechanical and electrical joints and installation accessories.
1 suspension cable is also included.
End caps have to be ordered separately.
Opal diffusing screen has to be ordered separately.

The APP driver can not be controlled by DALI dimming system and viceversa.
The white power kit is supplied with a white cable, while the black power kit is supplied with a black cable.

Power supply	Undimmable Code	Dimmable DALI Code	Artemide APP Code
320W Recessed power supply kit (cable length 2,2 m) for suspension modules 230VAC-48VDC - **IP**20 ⏚ 396 x 195 x h 112 mm	**AQ158.** 01/04	**AQ157.** 01/04	**AQ157.** 01/04 **APP**
320W Recessed power supply kit (cable length 2,2 m) for recessed/ceiling modules 230VAC-48VDC **IP**20 ⏚ 396 x 195 x h 112 mm	**AQ15901**	**AQ16901**	**AQ16901APP**
240W Recessed power supply kit (cable length 2,2 m) for recessed modules 230VAC-48VDC - **IP**20 ⏚ 396 x 195 x h 112 mm	**AQ17801**	**AQ16801**	**AQ16801APP**
240W Power supply kit (cable length 2,2 m) for recessed modules 230VAC-48VDC - **IP**20 ⏚ 400 x 110 x h 49 mm	**AQ173.** 01/04	**AQ172.** 01/04	**AQ172.** 01/04 **APP**
150W Power supply kit (cable length 2,2 m) for recessed modules 230VAC-48VDC - **IP**20 ⏚ 400 x 110 x h 49 mm	**AQ179.** 01/04	**AQ177.** 01/04	**AQ177.** 01/04 **APP**
240W Bare power supply + plug (1 feed connector) ON-OFF 230VAC-48VDC - **IP**20 ⏚ 244 x 68 x h 38 mm (for dimmable version to be combined with "DALI-Selv interface")	**AQ18000**		
150W Bare power supply + plug (1 feed connector) ON-OFF 230VAC-48VDC - **IP**20 ⏚ 244 x 68 x h 38 mm (for dimmable version to be combined with "DALI-Selv interface")	**AQ18100**		
DALI to DALI-Selv Interface 103 x 67 x h 21 mm		**DV1061**	
320W Remote box power supply kit (2 feed connectors) 230VAC-48VDC - **IP**20 ⏚ 313 x 243 x h 57,5 mm		**AQ16800**	**AQ16800APP**
240W Remote box power supply kit (2 feed connectors) 230VAC-48VDC - **IP**20 ⏚ 313 x 243 x h 57,5 mm		**AQ16000**	**AQ16000APP**

A.24 CEILING / WALL DIFFUSED EMISSION

White	Black	Brushed Silver	Brushed Copper	Brushed Bronze
01	04	15	18	20

Fast delivery — Delivery time on demand

* Driver uses 1 DALI address
** Driver uses 2 DALI addresses

MacAdam 3SDCM
Life L70 (9K) > 55000h
CRI = 90

IP20

LINEAR MODULES

Length	W	Flux[1]	CCT	Code
1176 mm*	29W	3222 lm	2700K	**AQ370.** 01/04 15/18/20
		3418 lm	3000K	**AQ310.** 01/04 15/18/20
		3418 lm	4000K	**AQ311.** 01/04 15/18/20
2352 mm**	58W	6445 lm	2700K	**AQ371.** 01/04 15/18/20
		6836 lm	3000K	**AQ312.** 01/04 15/18/20
		6836 lm	4000K	**AQ313.** 01/04 15/18/20



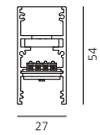

90° ANGLES

	W	Flux[1]	CCT	Code
90° on same plane angle modules 301 x 301 mm*	14W	1611 lm	2700K	**AQ372.** 01/04 15/18/20
		1709 lm	3000K	**AQ314.** 01/04 15/18/20
		1709 lm	4000K	**AQ315.** 01/04 15/18/20



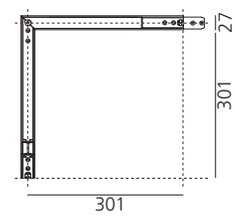

	W	Flux[1]	CCT	Code
90° on perpendicular planes angle modules 330 x 330 mm*	14W	1611 lm	2700K	**AQ373.** 01/04 15/18/20
		1709 lm	3000K	**AQ316.** 01/04 15/18/20
		1709 lm	4000K	**AQ317.** 01/04 15/18/20



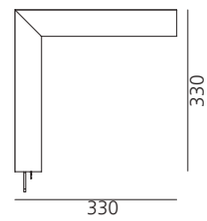

X&T JOINTS

	W	Flux[1]	CCT	Code
X Joint	29W	3002 lm	2700K	**AQ147.** 01/04 15/18/20
		3184 lm	3000K	**AQ148.** 01/04 15/18/20
		3184 lm	4000K	**AQ149.** 01/04 15/18/20
T Joint	22W	2286 lm	2700K	**AQ116.** 01/04 15/18/20
		2424 lm	3000K	**AQ117.** 01/04 15/18/20
		2424 lm	4000K	**AQ118.** 01/04 15/18/20



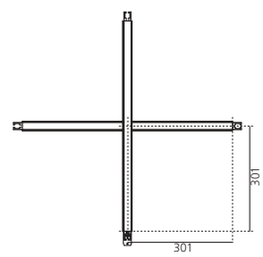



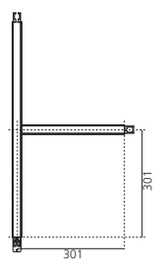

[1] Direct luminous flux: measured using white body.
With black body -17% output flux.

Each linear, angle and curved modules are provided with mechanical and electrical joints, and installation accessories.
Bracket for fixing to ceiling is included: 1 for 1176 mm lenght, 2 for 2352 mm lenght.
End caps have to be ordered separately.

Opal diffusing screen has to be ordered separately.
The APP driver can not be controlled by DALI dimming system and viceversa.

CURVED MODULES

Radius	Alpha	W	Flux[1]	CCT	Code
561 mm*	60°	14W	1421 lm	2700K	**AQ607.** 01/04 15/18/20
			1507 lm	3000K	**AQ601.** 01/04 15/18/20
			1507 lm	4000K	**AQ602.** 01/04 15/18/20
	90°	22W	2132 lm	2700K	**AQ617.** 01/04 15/18/20
			2261 lm	3000K	**AQ611.** 01/04 15/18/20
			2261 lm	4000K	**AQ612.** 01/04 15/18/20
750 mm*	45°	14W	1421 lm	2700K	**AQ627.** 01/04 15/18/20
			1507 lm	3000K	**AQ621.** 01/04 15/18/20
			1507 lm	4000K	**AQ622.** 01/04 15/18/20
	90°	29W	2842 lm	2700K	**AQ637.** 01/04 15/18/20
			3015 lm	3000K	**AQ631.** 01/04 15/18/20
			3015 lm	4000K	**AQ632.** 01/04 15/18/20

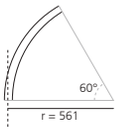

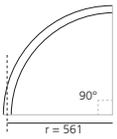

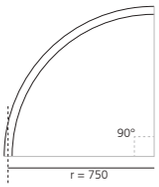

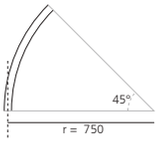

[1] Direct luminous flux: measured using white body.
With black body -17% output flux.

White	Black	Brushed Silver	Brushed Copper	Brushed Bronze
01	04	15	18	20
Fast delivery		Delivery time on demand		

Accessories

		Code
	Insulating spacer (1 pc) between modules powered by different power supplies	**AQ351.** 01/04 15/18/20
	End cap (2 pcs)	**AQ350.** 01/04 15/18/20
	Cap for cable passage (1 pcs)	**AQ353.** 01/04 15/18/20
	Transition cap track - diffusing track - sharping diffusing - sharping	**AQ394.** 01/04 15/18/20
	Opal diffusing screen	
	10 m	**AQ16200**
	25 m	**AQ16300**
	50 m	**AQ16400**
	1176 mm	**AQ16500**
	2352 mm	**AQ16600**
	3528 mm	**AQ16700**
	Flexible opal diffusing screen	
	5 m	**AQ90300**
	10 m	**AQ90000**
	25 m	**AQ90100**
	50 m	**AQ90200**

Power supply Accessory

	Code
4pcs to feed connectors (for powering multiple sections with a single power kit)	**AQ90500**
Power cable, 2 x 0,75 + 2 x 0,35 mm², white, 10 m (to realize customized power cables)	**AQ90600**
Power cable, 2 x 0,75 + 2 x 0,35 mm², white, 50 m (to realize customized power cables)	**AQ90700**
Power cable, 2 x 0,75 + 2 x 0,35 mm², black, 10 m (to realize customized power cables)	**AQ90800**
Power cable, 2 x 0,75 + 2 x 0,35 mm², black, 50 m (to realize customized power cables)	**AQ90900**

Each linear, angle and curved modules are provided with mechanical and electrical joints, and installation accessories.
Bracket for fixing to ceiling is included: 1 for 1176 mm lenght, 2 for 2352 mm lenght.
End caps have to be ordered separately.

Opal diffusing screen has to be ordered separately.
The APP driver can not be controlled by DALI dimming system and viceversa.
The white power kit is supplied with a white cable, while the black power kit is supplied with a black cable.

Power supply	Undimmable Code	Dimmable DALI Code	Artemide APP Code
320W Recessed power supply kit (cable length 2,2 m) for suspension modules 230VAC-48VDC - IP20 ⏚ 396 x 195 x h 112 mm	**AQ158.** 01/04	**AQ157.** 01/04	**AQ157.** 01/04 **APP**
320W Recessed power supply kit (cable length 2,2 m) for recessed/ceiling modules 230VAC-48VDC - IP20 ⏚ 396 x 195 x h 112 mm	**AQ15901**	**AQ16901**	**AQ16901APP**
240W Recessed power supply kit (cable length 2,2 m) for recessed modules 230VAC-48VDC - IP20 ⏚ 396 x 195 x h 112 mm	**AQ17801**	**AQ16801**	**AQ16801APP**
240W Power supply kit (cable length 2,2 m) for recessed modules 230VAC-48VDC - IP20 ⏚ 400 x 110 x h 49 mm	**AQ173.** 01/04	**AQ172.** 01/04	**AQ172.** 01/04 **APP**
150W Power supply kit (cable length 2,2 m) for recessed modules 230VAC-48VDC - IP20 ⏚ 400 x 110 x h 49 mm	**AQ179.** 01/04	**AQ177.** 01/04	**AQ177.** 01/04 **APP**
240W Bare power supply + plug (1 feed connector) ON-OFF 230VAC-48VDC - IP20 ⏚ 244 x 68 x h 38 mm (for dimmable version to be combined with "DALI-Selv interface")	**AQ18000**		
150W Bare power supply + plug (1 feed connector) ON-OFF 230VAC-48VDC - IP20 ⏚ 244 x 68 x h 38 mm (for dimmable version to be combined with "DALI-Selv interface")	**AQ18100**		
DALI to DALI-Selv Interface 103 x 67 x h 21 mm		**DV1061**	
320W Remote box power supply kit (2 feed connectors) 230VAC-48VDC - IP20 ⏚ 313 x 243 x h 57,5 mm		**AQ16800**	**AQ16800APP**
240W Remote box power supply kit (2 feed connectors) 230VAC-48VDC - IP20 ⏚ 313 x 243 x h 57,5 mm		**AQ16000**	**AQ16000APP**

A.24 sharping structure



A.24 Configurator is available
on artemide.com/en/configurator

Friultex, Azzano Decimo, Italy, Project by Dado Concept SNC, Ph. Massimo Crivellari

A.24 RECESSED SHARPING EMISSION

White 01 | Black 04

F | XF

* Driver uses 1 DALI address
** Driver uses 2 DALI addresses

MacAdam 2SDCM
Life L90 (20K) 118000h
CRI = 90

IP20

Formwork (aluminum)			
Length	Radius	Alpha	Code
Linear 1176 mm			**AQ29100**
Linear 2352 mm			**AQ29200**
90° angle on the same plane			**AQ29300**
X joint			**AQ00020**
T joint			**AQ00010**
Curved	561 mm	60°	**AQ59000**
		90°	**AQ59100**
	750 mm	45°	**AQ59200**
		90°	**AQ59300**
End caps (2pcs)			**AQ29400**

Length x 56 mm

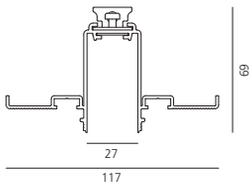

LINEAR MODULES

Length	W	Beam	Flux	CCT	Code
1176 mm*	22W	F 24°	1617 lm	2700K	**AQ214.** 01/04
			1628 lm	3000K	**AQ210.** 01/04
			1742 lm	4000K	**AQ211.** 01/04
		XF 62°	1718 lm	2700K	**AQ234.** 01/04
			1731 lm	3000K	**AQ230.** 01/04
			1852 lm	4000K	**AQ231.** 01/04
2352 mm**	45W	F 24°	3233 lm	2700K	**AQ215.** 01/04
			3256 lm	3000K	**AQ212.** 01/04
			3485 lm	4000K	**AQ213.** 01/04
		XF62°	3437 lm	2700K	**AQ235.** 01/04
			3461 lm	3000K	**AQ232.** 01/04
			3704 lm	4000K	**AQ233.** 01/04



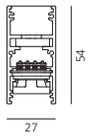

90° ANGLES

joining (not lit)	Code
90° recessed corner (on same plane) 301 x 301 mm	**AQ240.** 01/04



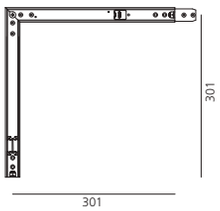

X&T JOINTS

	W	Beam	Flux	CCT	Code
X Joint	11W	F 26°	808 lm	2700K	**AQ008.** 01/04
			808 lm	3000K	**AQ009.** 01/04
			866 lm	4000K	**AQ010.** 01/04
		XF 64°	859 lm	2700K	**AQ011.** 01/04
			859 lm	3000K	**AQ012.** 01/04
			921 lm	4000K	**AQ013.** 01/04
T Joint	11W	F 26°	808 lm	2700K	**AQ132.** 01/04
			808 lm	3000K	**AQ133.** 01/04
			866 lm	4000K	**AQ134.** 01/04
		XF 64°	859 lm	2700K	**AQ135.** 01/04
			859 lm	3000K	**AQ136.** 01/04
			921 lm	4000K	**AQ137.** 01/04



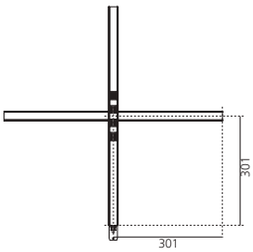

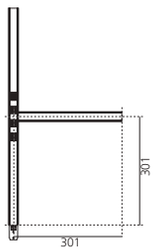

Each formwork module is provided with a mechanical joint to connect two recessed coplanar formwork modules.
Each module, angle and curved modules are provided with mechanical and electrical joints and installation accessories.
End caps have to be ordered separately.

Sharping kit (louvers and covers) has to be ordered separately.
The APP driver can not be controlled by DALI dimming system and viceversa.

CURVED MODULES

Radius	Alpha	W	Beam	Flux	CCT	Code
561 mm*	60°	11W	F 24°	808 lm	2700K	**AQ508.** 01/04
				814 lm	3000K	**AQ503.** 01/04
				873 lm	4000K	**AQ505.** 01/04
			XF 62°	859 lm	2700K	**AQ509.** 01/04
				865 lm	3000K	**AQ504.** 01/04
				928 lm	4000K	**AQ506.** 01/04
	90°	11W	F 24°	808 lm	2700K	**AQ518.** 01/04
				814 lm	3000K	**AQ513.** 01/04
				873 lm	4000K	**AQ515.** 01/04
			XF 62°	859 lm	2700K	**AQ519.** 01/04
				865 lm	3000K	**AQ514.** 01/04
				928 lm	4000K	**AQ516.** 01/04
750 mm*	45°	11W	F 24°	808 lm	2700K	**AQ528.** 01/04
				814 lm	3000K	**AQ523.** 01/04
				873 lm	4000K	**AQ525.** 01/04
			XF 62°	859 lm	2700K	**AQ529.** 01/04
				865 lm	3000K	**AQ524.** 01/04
				928 lm	4000K	**AQ526.** 01/04
	90°	22W	F 24°	1616 lm	2700K	**AQ538.** 01/04
				1628 lm	3000K	**AQ533.** 01/04
				1742 lm	4000K	**AQ535.** 01/04
			XF 62°	1718 lm	2700K	**AQ539.** 01/04
				1731 lm	3000K	**AQ534.** 01/04
				1855 lm	4000K	**AQ536.** 01/04

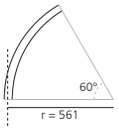

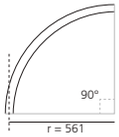

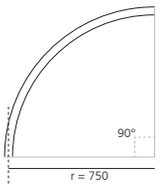

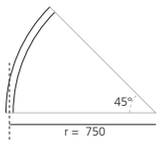

A.24 RECESSED SHARPING EMISSION

White	Black
01	**04**

Accessories

	Code
Insulating spacer (1 pc) between modules powered by different power supplies	**AQ206.** 01/04
End caps (2 pcs)	**AQ250.** 01/04
Transition joint use between different typology modules (track-diffusing-sharping)	**AQ290.** 01/04

	Code
Louver for linear modules Sharping kit L = 1176 mm (2 louvers - 1 intermediate cover - 2 end covers)	**AQ260.** 01/04
Sharping kit L = 2352 mm (4 louvers - 3 intermediate cover - 2 end covers)	**AQ261.** 01/04
90° angle cover (2 pcs)	**AQ262.** 01/04
X joint (1 louver + 4 cover)	**AQ015.** 01/04
T joint (1 louver + 3 cover)	**AQ014.** 01/04
Louver for curved modules R = 561 mm / R = 750 mm R = 561 mm 60° order 1 pc 90° order 1 pc R = 750 mm 45° order 1 pc 90° order 2 pcs	**AQ911.** 01/04
Flexible cover 2 m	**AQ921.** 01/04
Flexible cover 10 m	**AQ920.** 01/04

Each formwork module is provided with a mechanical joint to connect two recessed coplanar formwork modules.
Each module, angle and curved modules are provided with mechanical and electrical joints and installation accessories.
End caps have to be ordered separately.

Sharping kit (louvers and covers) has to be ordered separately.
The APP driver can not be controlled by DALI dimming system and viceversa.
The white power kit is supplied with a white cable, while the black power kit is supplied with a black cable.

Power supply accessory	
	Code
4pcs to feed connectors (for powering multiple sections with a single power kit)	**AQ90500**
Power cable, 2 x 0,75 + 2 x 0,35 mm², white, 10 m (to realize customized power cables)	**AQ90600**
Power cable, 2 x 0,75 + 2 x 0,35 mm², white, 50 m (to realize customized power cables)	**AQ90700**
Power cable, 2 x 0,75 + 2 x 0,35 mm², black, 10 m (to realize customized power cables)	**AQ90800**
Power cable, 2 x 0,75 + 2 x 0,35 mm², black, 50 m (to realize customized power cables)	**AQ90900**

Power supply	**Undimmable**	**Dimmable DALI**	**Artemide APP**
	Code	Code	Code
320W Recessed power supply kit (cable length 2,2 m) for suspension modules 230VAC-48VDC - **IP**20 ⏚ 396 x 195 x h 112 mm	**AQ158.** 01/04	**AQ157.** 01/04	**AQ157.** 01/04 **APP**
320W Recessed power supply kit (cable length 2,2 m) for recessed/ceiling modules 230VAC-48VDC - **IP**20 ⏚ 396 x 195 x h 112 mm	**AQ15901**	**AQ16901**	**AQ16901APP**
240W Recessed power supply kit (cable length 2,2 m) for recessed modules 230VAC-48VDC - **IP**20 ⏚ 396 x 195 x h 112 mm	**AQ17801**	**AQ16801**	**AQ16801APP**
240W Power supply kit (cable length 2,2 m) for recessed modules 230VAC-48VDC - **IP**20 ⏚ 400 x 110 x h 49 mm	**AQ173.** 01/04	**AQ172.** 01/04	**AQ172.** 01/04 **APP**
150W Power supply kit (cable length 2,2 m) for recessed modules 230VAC-48VDC - **IP**20 ⏚ 400 x 110 x h 49 mm	**AQ179.** 01/04	**AQ177.** 01/04	**AQ177.** 01/04 **APP**
240W Bare power supply + plug (1 feed connector) **ON-OFF** 230VAC-48VDC - **IP**20 ⏚ 244 x 68 x h 38 mm (for dimmable version to be combined with "DALI-Selv interface")	**AQ18000**		
150W Bare power supply + plug (1 feed connector) **ON-OFF** 230VAC-48VDC - **IP**20 ⏚ 244 x 68 x h 38 mm (for dimmable version to be combined with "DALI-Selv interface")	**AQ18100**		
DALI to DALI-Selv Interface 103 x 67 x h 21 mm		**DV1061**	
320W Remote box power supply kit (2 feed connectors) 230VAC-48VDC - **IP**20 ⏚ 313 x 243 x h 57,5 mm		**AQ16800**	**AQ16800APP**
240W Remote box power supply kit (2 feed connectors) 230VAC-48VDC - **IP**20 ⏚ 313 x 243 x h 57,5 mm		**AQ16000**	**AQ16000APP**

A.24 SUSPENSION SHARPING EMISSION

White 01 · Black 04 — Fast delivery

Brushed Silver 15 · Brushed Copper 18 · Brushed Bronze 20 — Delivery time on demand

F · XF

* Driver uses 1 DALI address
** Driver uses 2 DALI addresses
*** Driver uses 3 DALI addresses

MacAdam 2SDCM
Life L90 (20K) 118000h
CRI = 90

IP20

LINEAR MODULES

Direct emission modules

Length	W	Beam	Flux	CCT	Code
1176 mm*	22W	F 24°	1617 lm	2700K	**AQ424.** 01/04 15/18/20
			1628 lm	3000K	**AQ420.** 01/04 15/18/20
			1742 lm	4000K	**AQ421.** 01/04 15/18/20
		XF 62°	1694 lm	2700K	**AQ444.** 01/04 15/18/20
			1731 lm	3000K	**AQ440.** 01/04 15/18/20
			1852 lm	4000K	**AQ441.** 01/04 15/18/20
2352 mm**	45W	F 24°	3233 lm	2700K	**AQ425.** 01/04 15/18/20
			3256 lm	3000K	**AQ422.** 01/04 15/18/20
			3485 lm	4000K	**AQ423.** 01/04 15/18/20
		XF 62°	3437 lm	2700K	**AQ445.** 01/04 15/18/20
			3461 lm	3000K	**AQ442.** 01/04 15/18/20
			3704 lm	4000K	**AQ443.** 01/04 15/18/20



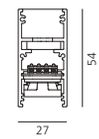

Direct + indirect emission modules

Length	W	Beam	Flux	CCT	Code
1176 mm**	22W direct 14W indirect	F 24°	1617 lm direct 1693 lm indirect	2700K	**AQ482.** 01/04 15/18/20
			1628 lm direct 1796 lm indirect	3000K	**AQ470.** 01/04 15/18/20
			1742 lm direct 1796 lm indirect	4000K	**AQ471.** 01/04 15/18/20
		XF 62°	1718 lm direct 1693 lm indirect	2700K	**AQ486.** 01/04 15/18/20
			1731 lm direct 1796 lm indirect	3000K	**AQ478.** 01/04 15/18/20
			1852 lm direct 1796 lm indirect	4000K	**AQ479.** 01/04 15/18/20
2352 mm***	45W direct 29W indirect	F 24°	3056 lm direct 3233 lm indirect	2700K	**AQ483.** 01/04 15/18/20
			3233 lm direct 3586 lm indirect	3000K	**AQ472.** 01/04 15/18/20
			3485 lm direct 3591 lm indirect	4000K	**AQ473.** 01/04 15/18/20
		XF 62°	3437 lm direct 3386 lm indirect	2700K	**AQ487.** 01/04 15/18/20
			3461 lm direct 3591 lm indirect	3000K	**AQ480.** 01/04 15/18/20
			3704 lm direct 3591 lm indirect	4000K	**AQ481.** 01/04 15/18/20



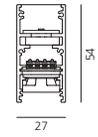

90° ANGLES

joining (not lit)

	Code
90° suspension corner (on same plane) 301 x 301 mm	**AQ450.** 01/04 15/18/20



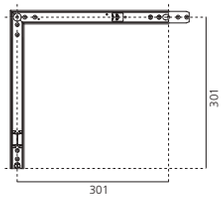

Each linear, angle and curved modules are provided with mechanical and electrical joints, and installation accessories.
1 suspension cable is also included.
End caps have to be ordered separately.
Sharping kit (louvers and covers) has to be ordered separately.

X&T JOINTS

	W	Beam	Flux	CCT	Code
X Joint	11W	F 26°	808 lm	2700K	**AQ002.** 01/04 15/18/20
			808 lm	3000K	**AQ003.** 01/04 15/18/20
			866 lm	4000K	**AQ004.** 01/04 15/18/20
		XF 64°	859 lm	2700K	**AQ005.** 01/04 15/18/20
			859 lm	3000K	**AQ006.** 01/04 15/18/20
			921 lm	4000K	**AQ007.** 01/04 15/18/20
T Joint	11W	F 26°	808 lm	2700K	**AQ126.** 01/04 15/18/20
			808 lm	3000K	**AQ127.** 01/04 15/18/20
			866 lm	4000K	**AQ128.** 01/04 15/18/20
		XF 64°	859 lm	2700K	**AQ129.** 01/04 15/18/20
			859 lm	3000K	**AQ130.** 01/04 15/18/20
			921 lm	4000K	**AQ131.** 01/04 15/18/20



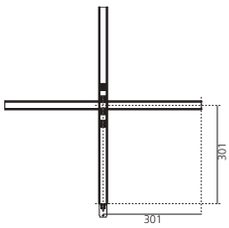



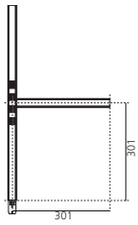

White 01 | Black 04 — Fast delivery

Brushed Silver 15 | Brushed Copper 18 | Brushed Bronze 20 — Delivery time on demand

F | XF

* Driver uses 1 DALI address
** Driver uses 2 DALI addresses
*** Driver uses 3 DALI addresses

MacAdam 2SDCM
Life L90 (20K) 118000h
CRI = 90

IP20

CURVED MODULES

Curved direct emission modules

Radius	Alpha	W	Beam	Flux	CCT	Code
561 mm*	60°	11W	F 24°	808 lm	2700K	**AQ708.** 01/04 15/18/20
				814 lm	3000K	**AQ703.** 01/04 15/18/20
				873 lm	4000K	**AQ705.** 01/04 15/18/20
			XF 62°	859 lm	2700K	**AQ709.** 01/04 15/18/20
				865 lm	3000K	**AQ704.** 01/04 15/18/20
				928 lm	4000K	**AQ706.** 01/04 15/18/20
	90°	11W	F 24°	808 lm	2700K	**AQ718.** 01/04 15/18/20
				814 lm	3000K	**AQ713.** 01/04 15/18/20
				873 lm	4000K	**AQ715.** 01/04 15/18/20
			XF 62°	859 lm	2700K	**AQ719.** 01/04 15/18/20
				865 lm	3000K	**AQ714.** 01/04 15/18/20
				928 lm	4000K	**AQ716.** 01/04 15/18/20
750 mm*	45°	11W	F 24°	808 lm	2700K	**AQ728.** 01/04 15/18/20
				814 lm	3000K	**AQ723.** 01/04 15/18/20
				873 lm	4000K	**AQ725.** 01/04 15/18/20
			XF 62°	859 lm	2700K	**AQ729.** 01/04 15/18/20
				865 lm	3000K	**AQ724.** 01/04 15/18/20
				928 lm	4000K	**AQ726.** 01/04 15/18/20
	90°	22W	F 24°	1617 lm	2700K	**AQ738.** 01/04 15/18/20
				1628 lm	3000K	**AQ733.** 01/04 15/18/20
				1745 lm	4000K	**AQ735.** 01/04 15/18/20
			XF 62°	1718 lm	2700K	**AQ739.** 01/04 15/18/20
				1731 lm	3000K	**AQ734.** 01/04 15/18/20
				1855 lm	4000K	**AQ736.** 01/04 15/18/20

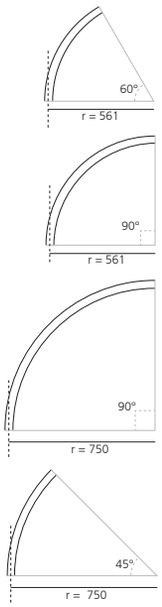

Power supply Accessory

	Code
4pcs to to feed connectors (for powering multiple sections with a single power kit)	**AQ90500**
Power cable, 2 x 0,75 + 2 x 0,35 mm², white, 10 m (to realize customized power cables)	**AQ90600**
Power cable, 2 x 0,75 + 2 x 0,35 mm², white, 50 m (to realize customized power cables)	**AQ90700**
Power cable, 2 x 0,75 + 2 x 0,35 mm², black, 10 m (to realize customized power cables)	**AQ90800**
Power cable, 2 x 0,75 + 2 x 0,35 mm², black, 50 m (to realize customized power cables)	**AQ90900**

Each linear, angle and curved modules are provided with mechanical and electrical joints, and installation accessories.
1 suspension cable is also included.
End caps have to be ordered separately.
Sharping kit (louvers and covers) has to be ordered separately.

The APP driver can not be controlled by DALI dimming system and viceversa.
The white power kit is supplied with a white cable, while the black power kit is supplied with a black cable.

Accessories

	Code
Insulating spacer (1 pcs) between modules powered by different power supplies	**AQ453.** 01/04 15/18/20
End caps (2 pcs) including 2 suspension cables 200H	**AQ451.** 01/04 15/18/20
Transition cap track - diffusing track - sharping diffusing - sharping	**AQ494.** 01/04 15/18/20
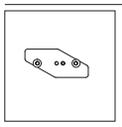 Auxiliary suspension cable (1 pcs) to be used for S-configuration	**AQ49500**

	Code
Louver for linear modules Sharping kit L = 1176 mm (2 louvers - 1 intermediate cover - 2 end covers)	**AQ260.** 01/04
Sharping kit L = 2352 mm (4 louvers - 3 intermediate cover - 2 end covers)	**AQ261.** 01/04
X joint (1 louver + 4 cover)	**AQ015.** 01/04
T joint (1 louver + 3 cover)	**AQ014.** 01/04
90° angle cover (2 pcs)	**AQ262.** 01/04
Louver for curved modules R = 561mm / R = 750 mm R = 561 mm 60° order 1 pc 90° order 1 pc R = 750 mm 45° order 1 pc 90° order 2 pcs	**AQ911.** 01/04
Flexible cover 2 m	**AQ921.** 01/04
Flexible cover 10 m	**AQ920.** 01/04

Power supply	Undimmable Code	Dimmable DALI Code	Artemide APP Code
320W Recessed power supply kit (cable length 2,2 m) for suspension modules 230VAC-48VDC - IP20 ⏚ 396 x 195 x h 112 mm	**AQ158.** 01/04	**AQ157.** 01/04	**AQ157.** 01/04 **APP**
320W Recessed power supply kit (cable length 2,2 m) for recessed/ceiling modules 230VAC-48VDC - IP20 ⏚ 396 x 195 x h 112 mm	**AQ15901**	**AQ16901**	**AQ16901APP**
240W Recessed power supply kit (cable length 2,2 m) for recessed modules 230VAC-48VDC - IP20 ⏚ 396 x 195 x h 112 mm	**AQ17801**	**AQ16801**	**AQ16801APP**
240W Power supply kit (cable length 2,2 m) for recessed modules 230VAC-48VDC - IP20 ⏚ 400 x 110 x h 49 mm	**AQ173.** 01/04	**AQ172.** 01/04	**AQ172.** 01/04 **APP**
150W Power supply kit (cable length 2,2 m) for recessed modules 230VAC-48VDC - IP20 ⏚ 400 x 110 x h 49 mm	**AQ179.** 01/04	**AQ177.** 01/04	**AQ177.** 01/04 **APP**
240W Bare power supply + plug (1 feed connector) ON-OFF 230VAC-48VDC - IP20 ⏚ 244 x 68 x h 38 mm (for dimmable version to be combined with "DALI-Selv interface")	**AQ18000**		
150W Bare power supply + plug (1 feed connector) ON-OFF 230VAC-48VDC - IP20 ⏚ 244 x 68 x h 38 mm (for dimmable version to be combined with "DALI-Selv interface")	**AQ18100**		
DALI to DALI-Selv Interface 103 x 67 x h 21 mm		**DV1061**	
320W Remote box power supply kit (2 feed connectors) 230VAC-48VDC - IP20 ⏚ 313 x 243 x h 57,5 mm		**AQ16800**	**AQ16800APP**
240W Remote box power supply kit (2 feed connectors) 230VAC-48VDC - IP20 ⏚ 313 x 243 x h 57,5 mm		**AQ16000**	**AQ16000APP**

A.24 CEILING SHARPING EMISSION

White 01 | Black 04 — Fast delivery

Brushed Silver 15 | Brushed Copper 18 | Brushed Bronze 20 — Delivery time on demand

F | XF

* Driver uses 1 DALI address
** Driver uses 2 DALI addresses

MacAdam 2SDCM
Life L90 (20K) 118000h
CRI = 90

IP20

LINEAR MODULES

Length	W	CRI	Beam	Flux	CCT	Code
1176 mm*	22W	90	F 24°	1617 lm	2700K	**AQ324.** 01/04 15/18/20
				1628 lm	3000K	**AQ320.** 01/04 15/18/20
				1742 lm	4000K	**AQ321.** 01/04 15/18/20
			XF 62°	1718 lm	2700K	**AQ344.** 01/04 15/18/20
				1731 lm	3000K	**AQ340.** 01/04 15/18/20
				1852 lm	4000K	**AQ341.** 01/04 15/18/20
2352 mm**	45W	90	F 24°	3233 lm	2700K	**AQ325.** 01/04 15/18/20
				3256 lm	3000K	**AQ322.** 01/04 15/18/20
				3485 lm	4000K	**AQ323.** 01/04 15/18/20
			XF 62°	3437 lm	2700K	**AQ345.** 01/04 15/18/20
				3461 lm	3000K	**AQ342.** 01/04 15/18/20
				3704 lm	4000K	**AQ343.** 01/04 15/18/20



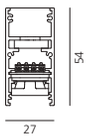

90° ANGLES

Joining (not lit)	Code
90° ceiling corner (on same plane) 301 x 301 mm	**AQ360.** 01/04 15/18/20

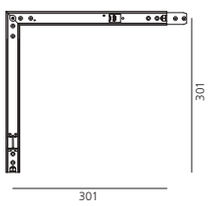

X&T JOINTS

	W	Beam	Flux	CCT	Code
X Joint	11 W	F 26°	808 lm	2700K	**AQ008.** 01/04 15/18/20
			808 lm	3000K	**AQ009.** 01/04 15/18/20
			866 lm	4000K	**AQ010.** 01/04 15/18/20
		XF 64°	859 lm	2700K	**AQ011.** 01/04 15/18/20
			859 lm	3000K	**AQ012.** 01/04 15/18/20
			921 lm	4000K	**AQ013.** 01/04 15/18/20
T Joint	11 W	F 26°	808 lm	2700K	**AQ132.** 01/04 15/18/20
			808 lm	3000K	**AQ133.** 01/04 15/18/20
			866 lm	4000K	**AQ134.** 01/04 15/18/20
		XF64°	859 lm	2700K	**AQ135.** 01/04 15/18/20
			859 lm	3000K	**AQ136.** 01/04 15/18/20
			921 lm	4000K	**AQ137.** 01/04 15/18/20



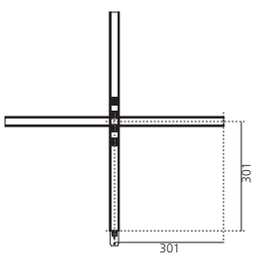



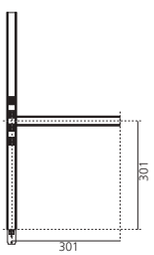

A.24 CEILING SHARPING EMISSION

Each linear, angle and curved modules are provided with mechanical and electrical joints, and installation accessories.
Bracket for fixing to ceiling is included: 1 for 1176 mm lenght - 2 for 2352 mm lenght.
End caps have to be ordered separately.

Sharping kit (louvers and covers) has to be ordered separately.

CURVED MODULES

Radius	Alpha	W	CRI	Beam	Flux	CCT	Code
561 mm*	60°	11W	90	F 24°	808 lm	2700K	**AQ608.** 01/04 15/18/20
					814 lm	3000K	**AQ603.** 01/04 15/18/20
					873 lm	4000K	**AQ605.** 01/04 15/18/20
				XF 62°	859 lm	2700K	**AQ609.** 01/04 15/18/20
					865 lm	3000K	**AQ604.** 01/04 15/18/20
					928 lm	4000K	**AQ606.** 01/04 15/18/20
	90°	11W	90	F 24°	808 lm	2700K	**AQ618.** 01/04 15/18/20
					814 lm	3000K	**AQ613.** 01/04 15/18/20
					873 lm	4000K	**AQ615.** 01/04 15/18/20
				XF 62°	859 lm	2700K	**AQ619.** 01/04 15/18/20
					865 lm	3000K	**AQ614.** 01/04 15/18/20
					928 lm	4000K	**AQ616.** 01/04 15/18/20
750 mm*	45°	11W	90	F 24°	808 lm	2700K	**AQ628.** 01/04 15/18/20
					814 lm	3000K	**AQ623.** 01/04 15/18/20
					873 lm	4000K	**AQ625.** 01/04 15/18/20
				XF 62°	859 lm	2700K	**AQ629.** 01/04 15/18/20
					865 lm	3000K	**AQ624.** 01/04 15/18/20
					928 lm	4000K	**AQ626.** 01/04 15/18/20
	90°	22W	90	F 24°	1617 lm	2700K	**AQ638.** 01/04 15/18/20
					1628 lm	3000K	**AQ633.** 01/04 15/18/20
					1745 lm	4000K	**AQ635.** 01/04 15/18/20
				XF 62°	1718 lm	2700K	**AQ639.** 01/04 15/18/20
					1731 lm	3000K	**AQ634.** 01/04 15/18/20
					1855 lm	4000K	**AQ636.** 01/04 15/18/20

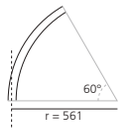

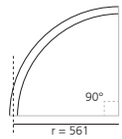

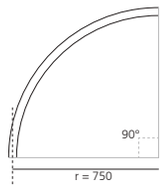

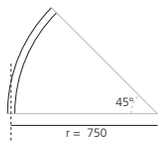

White	Black	Brushed Silver	Brushed Copper	Brushed Bronze
01	04	15	18	20
Fast delivery		Delivery time on demand		

Accessories

	Code
 Insulating spacer (1 pcs) between modules powered by differents power supply	**AQ352.** 01/04 15/18/20
End caps (2 pcs)	**AQ350.** 01/04 15/18/20
Cap for cable passage (1 pcs)	**AQ353.** 01/04 15/18/20
Transition cap track - diffusing track - sharping diffusing - sharping	**AQ394.** 01/04 15/18/20

	Code
Louver for linear modules Sharping kit L = 1176 mm (2 louvers - 1 intermediate cover - 2 end covers)	**AQ260.** 01/04
Sharping kit L = 2352 mm (4 louvers - 3 intermediate cover - 2 end covers)	**AQ261.** 01/04
X joint (1 louver + 4 cover)	**AQ015.** 01/04
T joint (1 louver + 3 cover)	**AQ014.** 01/04
90° angle cover (2 pcs)	**AQ262.** 01/04
Louver for curved modules R=561 mm/R=750 mm R = 561mm 60° order 1 pc 90° order 1 pc R = 750mm 45° order 1 pc 90° order 2 pcs	**AQ911.** 01/04
Flexible cover 2 m	**AQ921.** 01/04
Flexible cover 10 m	**AQ920.** 01/04

Power supply accessory

	Code
4pcs feed connectors (for powering multiple sections with a single power kit)	**AQ90500**
Power cable, 2 x 0,75 + 2 x 0,35 mm², white, 10 m (to realize customized power cables)	**AQ90600**
Power cable, 2 x 0,75 + 2 x 0,35 mm², white, 50 m (to realize customized power cables)	**AQ90700**
Power cable, 2 x 0,75 + 2 x 0,35 mm², black, 10 m (to realize customized power cables)	**AQ90800**
Power cable, 2 x 0,75 + 2 x 0,35 mm², black, 50 m (to realize customized power cables)	**AQ90900**

A.24 CEILING SHARPING EMISSION

Each linear, angle and curved modules are provided with mechanical and electrical joints, and installation accessories. Bracket for fixing to ceiling is included: 1 for 1176 mm lenght, 2 for 2352 mm lenght.
End caps have to be ordered separately.

Sharping kit (louvers and covers) has to be ordered separately. The APP driver can not be controlled by DALI dimming system and viceversa.
The white power kit is supplied with a white cable, while the black power kit is supplied with a black cable.

Power supply	Undimmable Code	Dimmable DALI Code	Artemide APP Code
320W Recessed power supply kit (cable length 2,2 m) for suspension modules 230VAC-48VDC - **IP**20 ⏚ 396 x 195 x h 112 mm	**AQ158.** 01/04	**AQ157.** 01/04	**AQ157.** 01/04 **APP**
320W Recessed power supply kit (cable length 2,2 m) for recessed/ceiling modules 230VAC-48VDC - **IP**20 ⏚ 396 x 195 x h 112 mm	**AQ15901**	**AQ16901**	**AQ16901APP**
240W Recessed power supply kit (cable length 2,2 m) for recessed modules 230VAC-48VDC **IP**20 ⏚ 396 x 195 x h 112 mm	**AQ17801**	**AQ16801**	**AQ16801APP**
240W Power supply kit (cable length 2,2 m) for recessed modules 230VAC-48VDC - **IP**20 ⏚ 400 x 110 x h 49 mm	**AQ173.** 01/04	**AQ172.** 01/04	**AQ172.** 01/04 **APP**
150W Power supply kit (cable length 2,2 m) for recessed modules 230VAC-48VDC - **IP**20 ⏚ 400 x 110 x h 49 mm	**AQ179.** 01/04	**AQ177.** 01/04	**AQ177.** 01/04 **APP**
240W Bare power supply + plug (1 feed connector) **ON-OFF** 230VAC-48VDC - **IP**20 ⏚ 244 x 68 x h 38 mm (for dimmable version to be combined with "DALI-Selv interface")	**AQ18000**		
150W Bare power supply + plug (1 feed connector) **ON-OFF** 230VAC-48VDC - **IP**20 ⏚ 244 x 68 x h 38 mm (for dimmable version to be combined with "DALI-Selv interface")	**AQ18100**		
DALI to DALI-Selv Interface 103 x 67 x h 21 mm		**DV1061**	
320W Remote box power supply kit (2 feed connectors) 230VAC-48VDC - **IP**20 ⏚ 313 x 243 x h 57,5 mm		**AQ16800**	**AQ16800APP**
240W Remote box power supply kit (2 feed connectors) 230VAC-48VDC - **IP**20 ⏚ 313 x 243 x h 57,5 mm		**AQ16000**	**AQ16000APP**

Giuntini Headquarters, Peccioli (PI),Italy, Project by and studio architects, Ph. Piero Savorelli

A.24 circular stand alone

KPMG Headquarters, Rome, Italy, Project by Progetto CMR, Ph. Andrea Martiradonna

A.24 CIRCULAR STAND ALONE - DIFFUSED EMISSION

White	Black	Brushed Silver	Brushed Copper	Brushed Bronze
01	04	15	18	20
Fast delivery		Delivery time on demand		

220/240Vac 50/60Hz electronic ballast included

Driver uses 1 DALI address

MacAdam 2SDCM
Lifetime L70 (9K) 50000h
*MacAdam 3SDCM
Lifetime L70 (17K) 102000h
3000K - 4000K CRI = 90
2700K CRI = 80

IP20

RECESSED

Ø	W	Flux	CCT	Code	Artemide APP Code
1122 mm	95W	8082 lm	2700K	**AQ54401**	**AQ54401APP**
	88W	9044 lm	3000K*	**AQ54001**	**AQ54001APP**
	88W	9044 lm	4000K	**AQ54101**	**AQ54101APP**
1500 mm	132W	10776 lm	2700K	**AQ55401**	**AQ55401APP**
	118W	12058 lm	3000K*	**AQ55001**	**AQ55001APP**
	118W	12058 lm	4000K	**AQ55101**	**AQ55101APP**

Formwork (aluminum) included

SUSPENSION

Ø	W	Flux	CCT	Code	Artemide APP Code
1122 mm	95W	8082 lm	2700K	**AQ744.** 01/04 15/18/20	**AQ744.** 01/04 **APP** 15/18/20 **APP**
	88W	9044 lm	3000K*	**AQ740.** 01/04 15/18/20	**AQ740.** 01/04 **APP** 15/18/20 **APP**
	88W	9044 lm	4000K	**AQ741.** 01/04 15/18/20	**AQ741.** 01/04 **APP** 15/18/20 **APP**
1500 mm	132W	10776 lm	2700K	**AQ754.** 01/04 15/18/20	**AQ754.** 01/04 **APP** 15/18/20 **APP**
	118W	12058 lm	3000K*	**AQ750.** 01/04 15/18/20	**AQ750.** 01/04 **APP** 15/18/20 **APP**
	118W	12058 lm	4000K	**AQ751.** 01/04 15/18/20	**AQ751.** 01/04 **APP** 15/18/20 **APP**

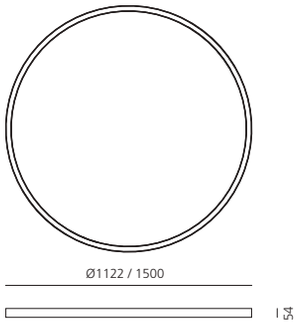

Cable length for suspension version
For Dali L = 2100 mm
For APP L = 1750 mm

Power supply kit color specifications
DALI version: White body + white ceiling rose + white cable. Silver/copper/bronze/black body + black ceiling rose + black cable.
APP version: White body + white ceiling rose + transparent cable. Silver/copper/bronze/black body + black ceiling rose + transparent cable.

CEILING

Ø	W	Flux	CCT	Dimmable DALI Code	Artemide APP Code
1122 mm	95W	8082 lm	2700K	**AQ644.** 01/04 15/18/20	**AQ644.** 01/04 **APP** 15/18/20 **APP**
	88W	9044 lm	3000K*	**AQ640.** 01/04 15/18/20	**AQ640.** 01/04 **APP** 15/18/20 **APP**
	88W	9044 lm	4000K	**AQ641.** 01/04 15/18/20	**AQ641.** 01/04 **APP** 15/18/20 **APP**
1550 mm	132W	10776 lm	2700K	**AQ654.** 01/04 15/18/20	**AQ654.** 01/04 **APP** 15/18/20 **APP**
	118W	12058 lm	3000K*	**AQ650.** 01/04 15/18/20	**AQ650.** 01/04 **APP** 15/18/20 **APP**
	118W	12058 lm	4000K	**AQ651.** 01/04 15/18/20	**AQ651.** 01/04 **APP** 15/18/20 **APP**

Accessories	Code
Trimless frame to be used for recessing the power kit	
For suspension stand alone Ø 1122 and Ø 1500	**AQ94000**
For ceiling stand alone Ø 1122 and Ø 1500	**AQ94200**

[1] Direct luminous flux: measured using white body.
With black body -17% output flux.

A.24 CIRCULAR STAND ALONE - DIFFUSED EMISSION
FLEXIBLE OPAL DIFFUSER SCREEN

	Emission	White body + flexible diffuser cod. AQ90...	Black body + flexible diffuser cod. AQ90...
Ø 1122 mm			
2700K	Direct	8082 lm	6375 lm
3000K	Direct	9044 lm	7101 lm
4000K	Direct	9044 lm	7101 lm
Ø 1500 mm			
2700K	Direct	10776 lm	8499 lm
3000K	Direct	12058 lm	9468 lm
4000K	Direct	12058 lm	9468 lm

Flux for Silver body is the same of White body.
Flux for Copper and Bronze body is the same of Black body.

Molteni Showroom, Aversa, Italy

A.24 CIRCULAR STAND ALONE - SHARPING EMISSION

White	Black	Brushed Silver	Brushed Copper	Brushed Bronze
01	04	15	18	20
Fast delivery		Delivery time on demand		

220/240Vac 50/60Hz electronic ballast included

Sharping kit has to be ordered separately

* Driver uses 1 DALI address
** Driver uses 2 DALI addresses

MacAdam 2SDCM
Lifetime L90 (20K) 118000h
CRI = 90

IP20

RECESSED

Direct emission					Dimmable DALI	Artemide APP
Ø	W	Beam	Flux	CCT	Code	Code
1122 mm*	42W	F 24°	3056 lm	2700K	**AQ545.** 01/04	**AQ545.** 01/04 **APP**
			3256 lm	3000K	**AQ542.** 01/04	**AQ542.** 01/04 **APP**
			3485 lm	4000K	**AQ543.** 01/04	**AQ543.** 01/04 **APP**
1500 mm**	83W	F 24°	6112 lm	2700K	**AQ555.** 01/04	**AQ555.** 01/04 **APP**
			6512 lm	3000K	**AQ552.** 01/04	**AQ552.** 01/04 **APP**
			6969 lm	4000K	**AQ553.** 01/04	**AQ553.** 01/04 **APP**



Formwork (aluminum) included

SUSPENSION

Direct emission					Dimmable DALI	Artemide APP
Ø	W	Beam	Flux	CCT	Code	Code
1122 mm*	42W	F 24°	3056 lm	2700K	**AQ745.** 01/04 15/18/20	**AQ745.** 01/04 **APP** 15/18/20 **APP**
			3256 lm	3000K	**AQ742.** 01/04 15/18/20	**AQ742.** 01/04 **APP** 15/18/20 **APP**
			3485 lm	4000K	**AQ743.** 01/04 15/18/20	**AQ743.** 01/04 **APP** 15/18/20 **APP**
1500 mm**	83W	F 24°	6112 lm	2700K	**AQ755.** 01/04 15/18/20	**AQ755.** 01/04 **APP** 15/18/20 **APP**
			6512 lm	3000K	**AQ752.** 01/04 15/18/20	**AQ752.** 01/04 **APP** 15/18/20 **APP**
			6969 lm	4000K	**AQ753.** 01/04 15/18/20	**AQ753.** 01/04 **APP** 15/18/20 **APP**

Cable length for suspension version
for Dali L = 2100 mm
for APP L = 1750 mm

Power supply kit color specifications
DALI version: White body + white ceiling rose + white cable. Silver/copper/bronze/black body + black ceiling rose + black cable.
APP version: White body + white ceiling rose + transparent cable. Silver/copper/bronze/black body + black ceiling rose + transparent cable.

CEILING

Direct emission					Dimmable DALI	Artemide APP
Ø	W	Beam	Flux	CCT	Code	Code
1122 mm*	42W	F 24°	3056 lm	2700K	**AQ645.** 01/04 15/18/20	**AQ645.** 01/04 **APP** 15/18/20 **APP**
			3256 lm	3000K	**AQ642.** 01/04 15/18/20	**AQ642.** 01/04 **APP** 15/18/20 **APP**
			3485 lm	4000K	**AQ643.** 01/04 15/18/20	**AQ643.** 01/04 **APP** 15/18/20 **APP**
1500 mm**	83W	F 24°	6112 lm	2700K	**AQ655.** 01/04 15/18/20	**AQ655.** 01/04 **APP** 15/18/20 **APP**
			6512 lm	3000K	**AQ652.** 01/04 15/18/20	**AQ652.** 01/04 **APP** 15/18/20 **APP**
			6969 lm	4000K	**AQ653.** 01/04 15/18/20	**AQ653.** 01/04 **APP** 15/18/20 **APP**

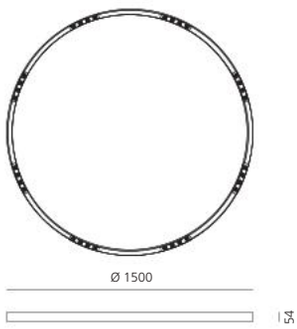

Sharping accessories	Code
Sharping kit R = 561 mm (4 louvers - 4 covers)	**AQ930.** 01/04
Sharping kit R = 750 mm (8 louvers - 8 covers)	**AQ931.** 01/04

Accessories	Code
Trimless frame to be used for recessing the power kit	
For suspension stand alone Ø 1122 and Ø 1500	**AQ94000**
For ceiling stand alone Ø 1122 and Ø 1500	**AQ94200**

Friultex, Azzano Decimo, Italy, Project by Dado Concept SNC, Ph. Massimo Crivellari

A.24
wall

A.24 WALL

White	Black	Brushed Silver	Brushed Copper	Brushed Bronze
01	04	15	18	20
Fast delivery		Delivery time on demand		

220/240Vac 50/60Hz electronic ballast included

MacAdam 3SDCM
Life L70 (17K) 102000h

IP20

A.24 WALL 300

Direct + indirect emission

Length	W	CRI	Flux	CCT	Code
300 mm	23W	90	1919 lm	2700K	**BK010.** 01/04 15/18/20
			2036 lm	3000K	**BK020.** 01/04 15/18/20

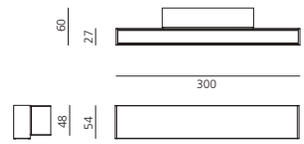

A.24 WALL 600

Direct + indirect emission

Length	W	CRI	Flux	CCT	Code
600 mm	30W	90	2601 lm	2700K	**BK110.** 01/04 15/18/20
			2759 lm	3000K	**BK120.** 01/04 15/18/20



A.24 WALL 900

Direct + indirect emission

Length	W	CRI	Flux	CCT	Code
900 mm	45W	90	3901 lm	2700K	**BK210.** 01/04 15/18/20
			4139lm	3000K	**BK220.** 01/04 15/18/20







For further information on A.39
visit artemide.com

ARTEMIDE
APP

Romo Fabrics, Nottinghamshire, UK, Ph. Atomic Interiors & Shot in the dark

A.39

Carlotta de Bevilacqua
2017

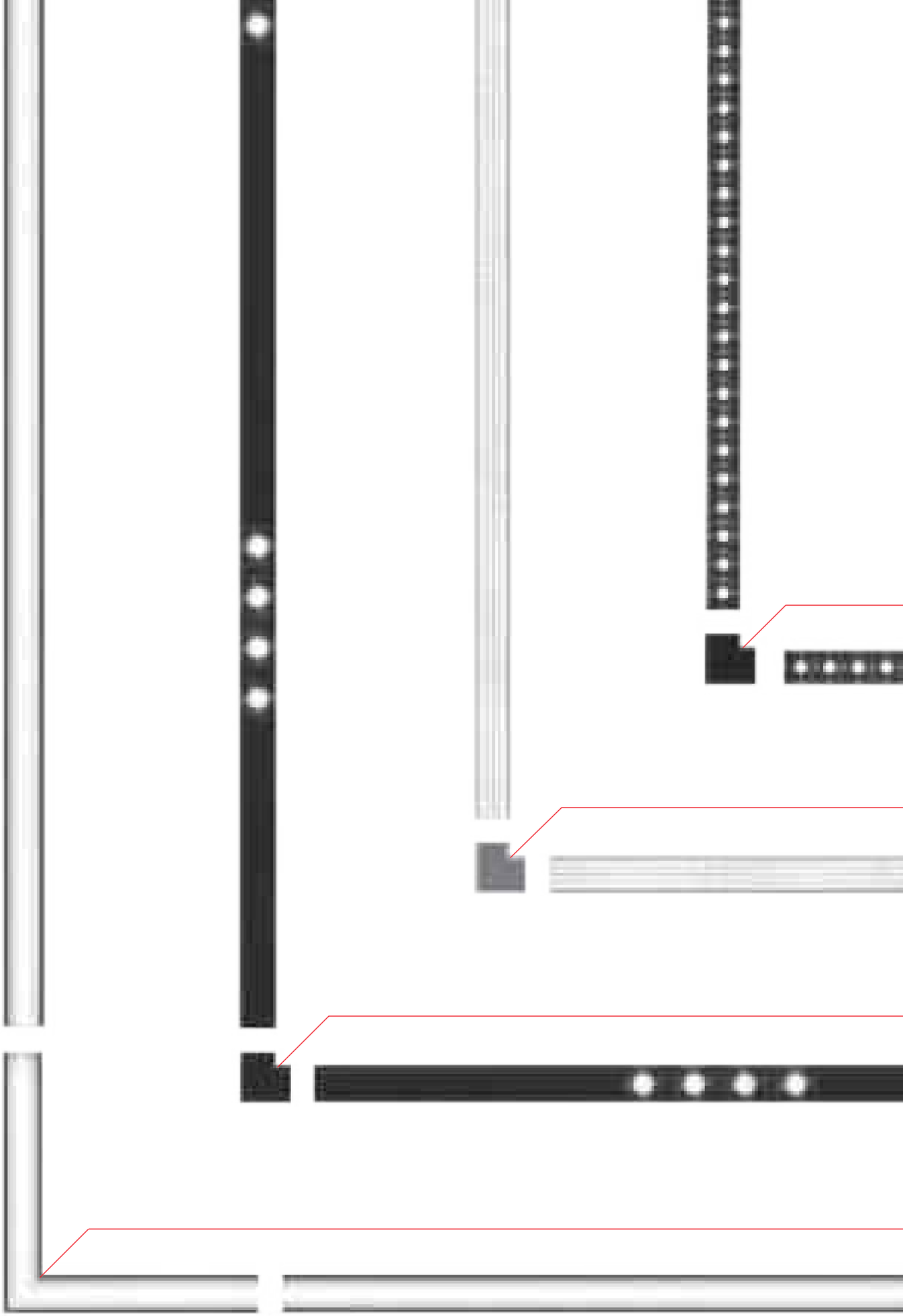

A.39 system light technology

90° ANGLE
75 x 75 mm

MICROREFRACTIVE EMISSION
1184 / 1480 / 2368 / 2960 mm
ceiling, suspension direct and indirect

90° ANGLE
75 x 75 mm

REFRACTIVE EMISSION
1184 / 1480 / 2368 / 2960 mm
ceiling, suspension direct and indirect

90° ANGLE
75 x 75 mm

CONTROLLED EMISSION
1184 / 1480 / 1776 / 2368 / 2960 mm
ceiling, suspension direct and indirect

90° ANGLE
75 x 75 mm

SHARPING EMISSION
1184 / 2368 mm
recessed trim and trimless, ceiling, suspension direct and indirect

90° ANGLE
303 x 303 mm

DIFFUSED EMISSION
1184 / 1480 / 1776 / 2368 / 2960 mm
recessed trim and trimless, ceiling, suspension direct and indirect

A.39
space fittings

RECESSED
TRIM

RECESSED
TRIMLESS

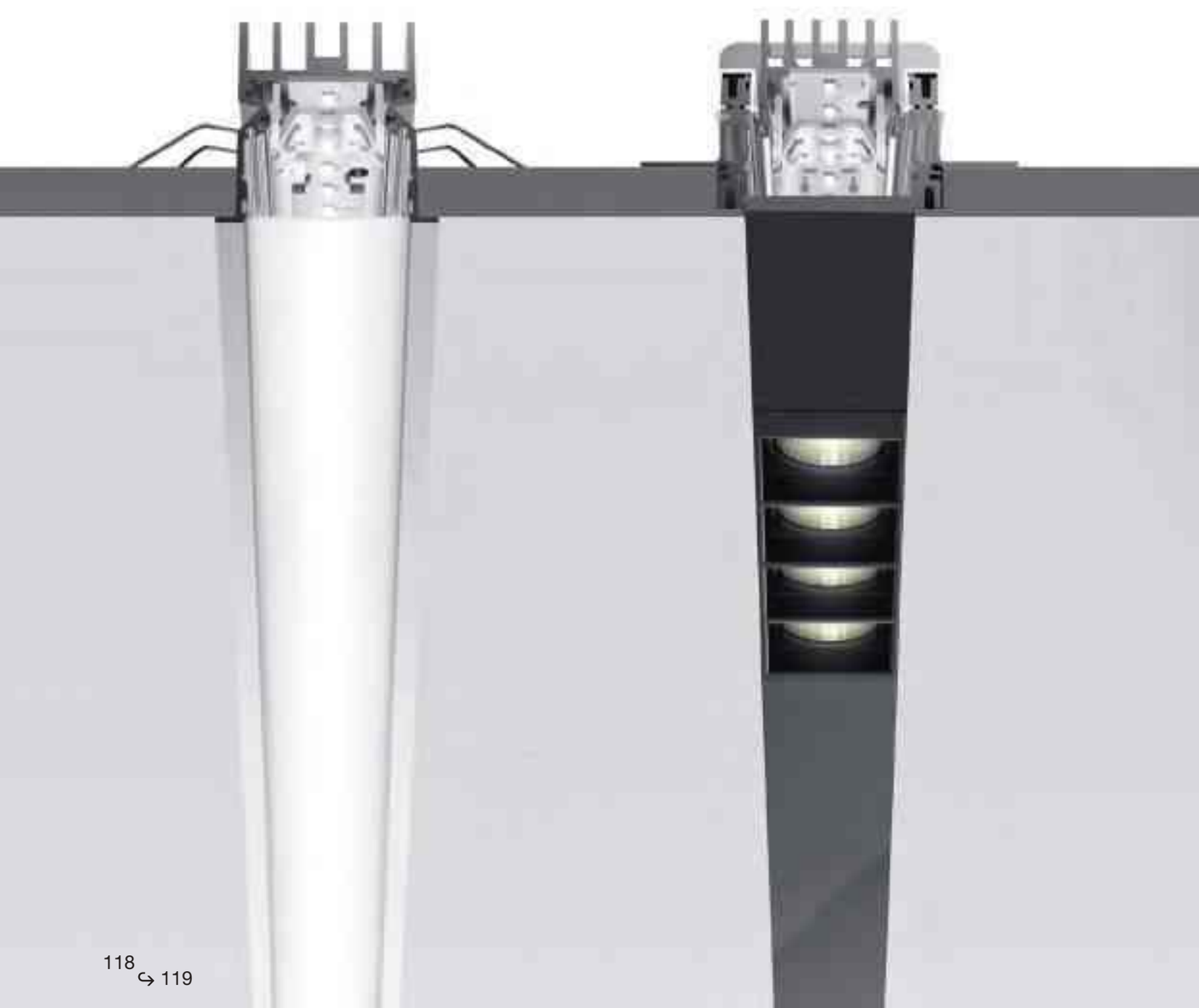

CEILING

SUSPENSION

SUSPENSION
WITH
INDIRECT EMISSION

A.39 system colors & technology

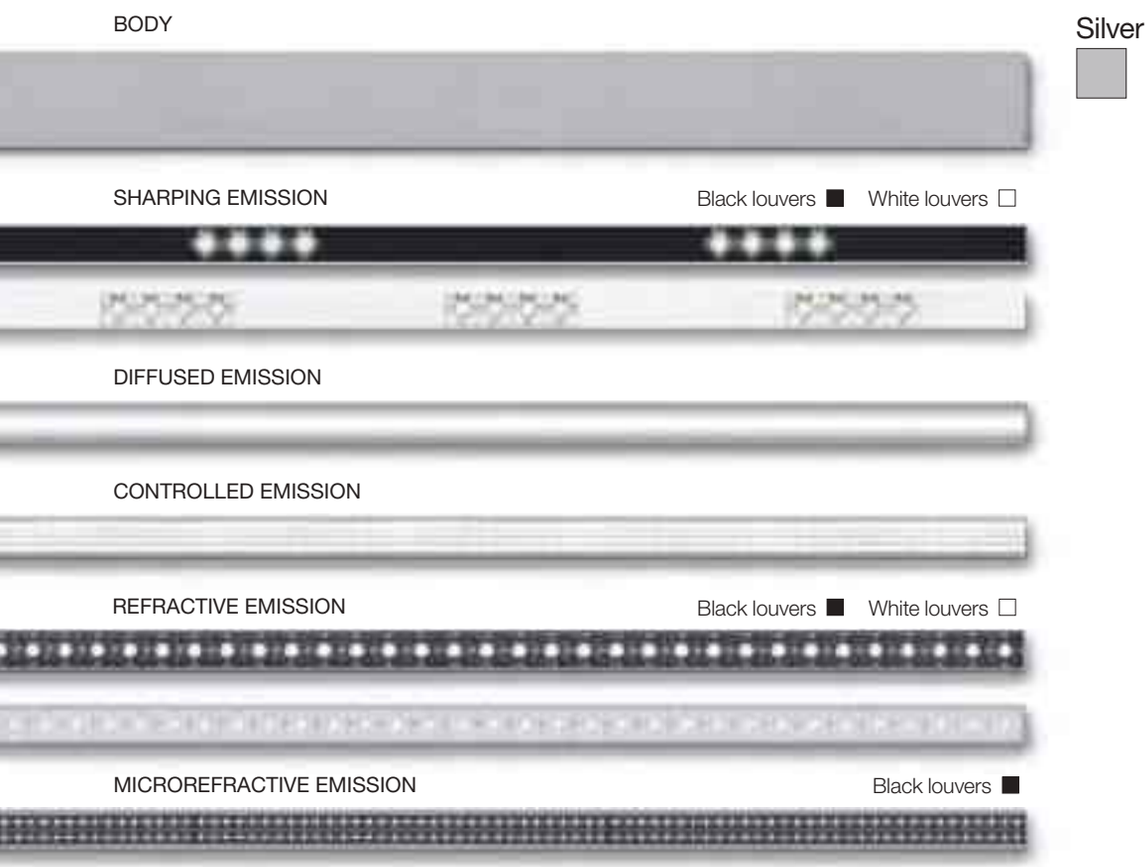

White


BODY
Black louvers ■ White louvers □
SHARPING EMISSION
DIFFUSED EMISSION
CONTROLLED EMISSION
Black louvers ■ White louvers □
REFRACTIVE EMISSION
Black louvers ■ White louvers □
MICROREFRACTIVE EMISSION

Black

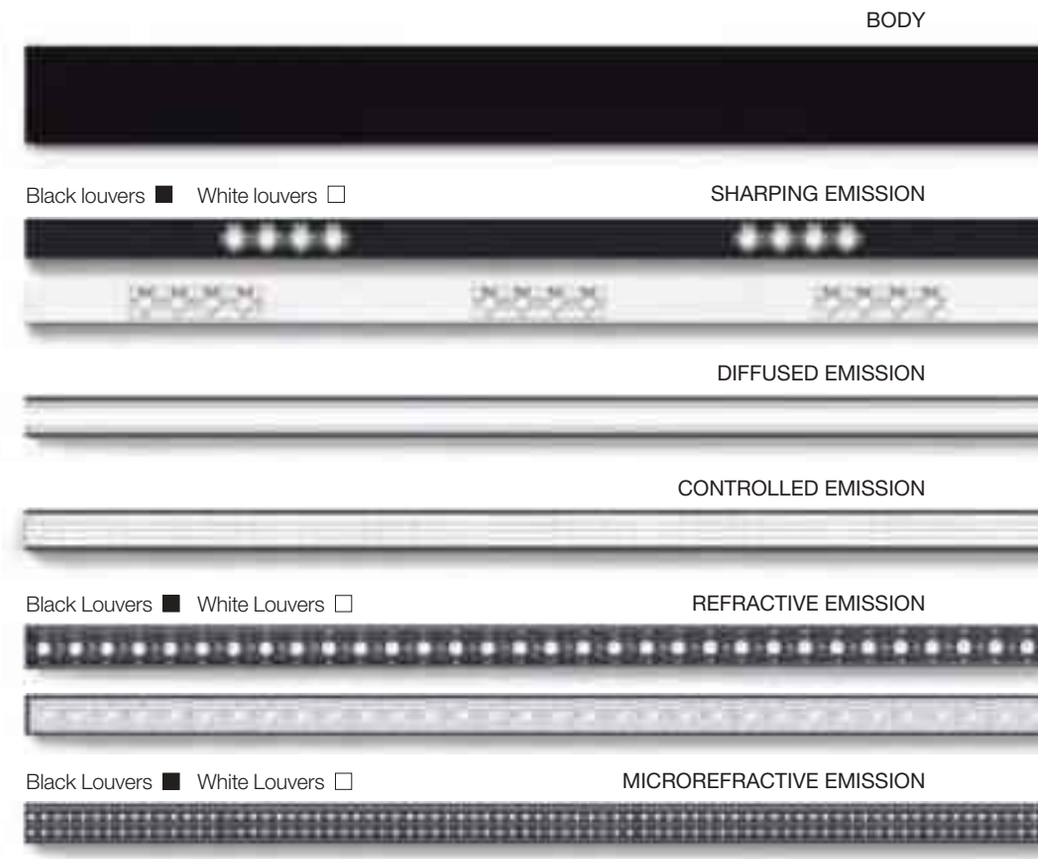
BODY
Black louvers ■ White louvers □
SHARPING EMISSION
DIFFUSED EMISSION
CONTROLLED EMISSION
Black Louvers ■ White Louvers □
REFRACTIVE EMISSION
Black Louvers ■ White Louvers □
MICROREFRACTIVE EMISSION

KPMG office, Rome, Italy, Project by CMR Project, Ph. Andrea Mantradonna

Buntweberei, Eislingen, Germany, Ph. Linus Lintner

A.39 diffused

“All in one” construction.

A seamless and uniform brightness with no visible junctions thanks to a continuous roll diffuser.

Continuous roll diffuser up to 50 m.

Comfortable light emission.

A.39 Diffused is also WHITE and PURE INTEGRALIS (see pag. 728)

Progetto CMR Offices, Milan, Italy. Ph. Andrea Martiradonna

TRIMLESS



A.39 diffused recessed components

TRIM

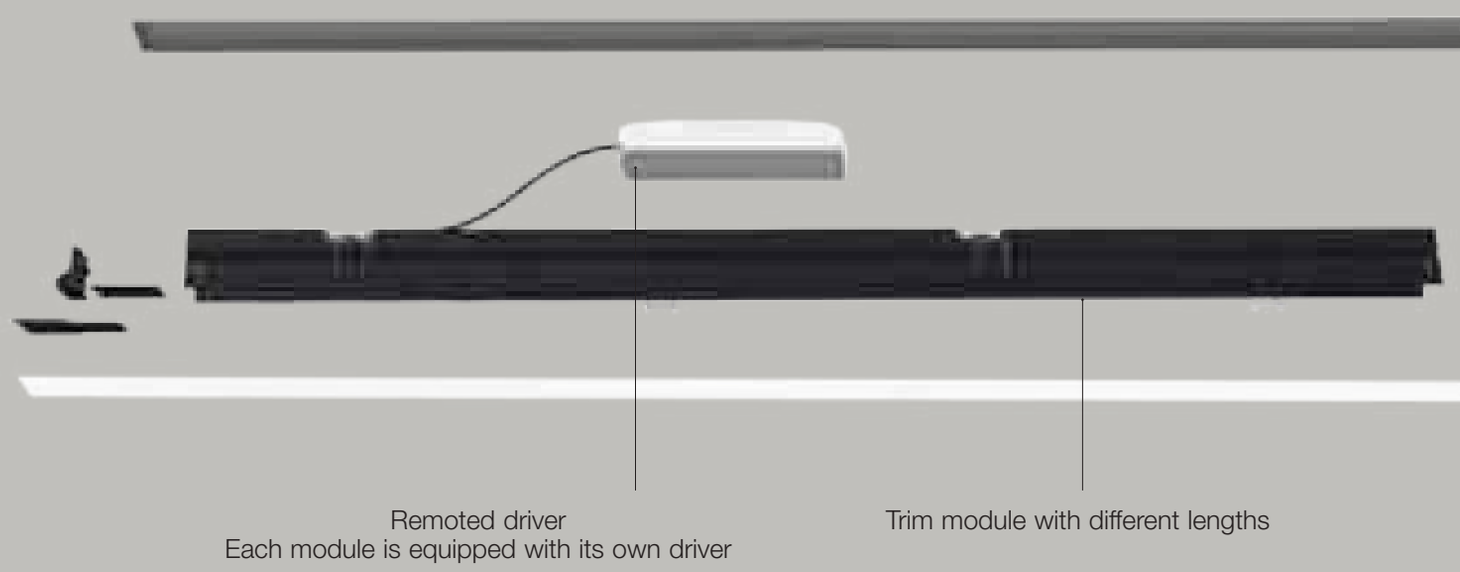


Opaline diffuser available in several preconfigurated lengths
(1184 / 2368 / 2960 mm) or in roll (10 / 25 / 50 m)
Kit end cap
metal cover

Opaline diffuser available in several preconfigurated lengths
(1184 / 2368 / 2960 mm) or in roll (10 / 25 / 50 m)
Kit end cap
for 500 / 1500 / 3500 mm

CEILING



A.39 diffused ceiling, suspension components

SUSPENSION

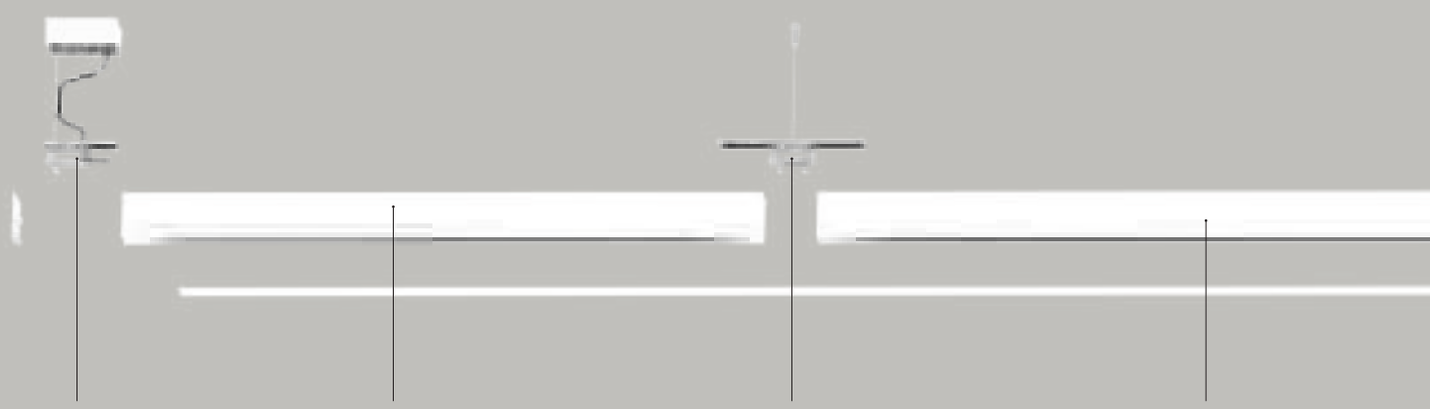


Opaline diffuser available in several preconfigurated lengths
(1184 / 2368 / 2960 mm) or in roll (10 / 25 / 50 m)
End cap

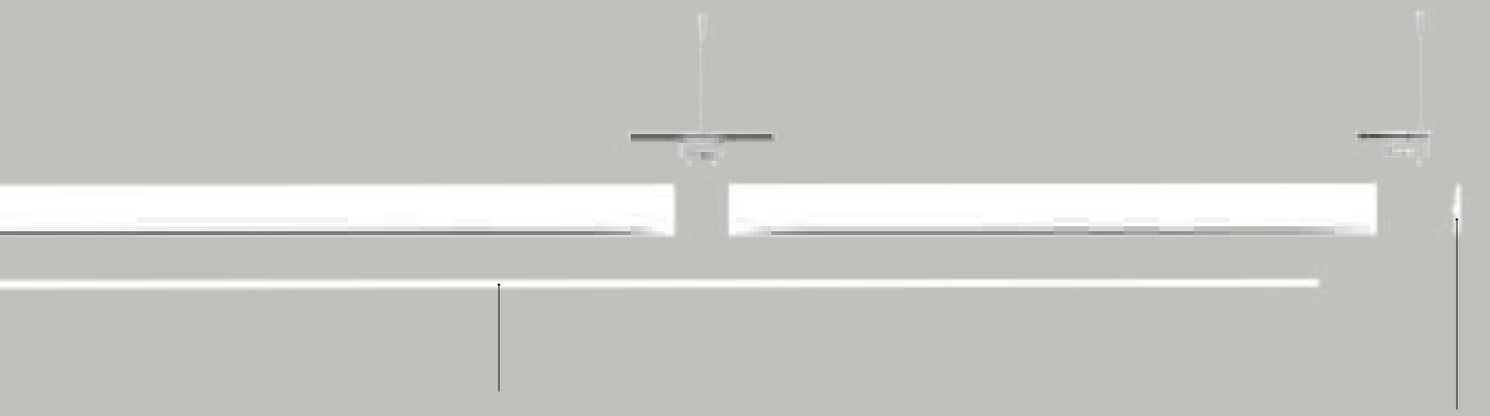
Opaline diffuser available in several preconfigurated lengths
(1184 / 2368 / 2960 mm) or in roll (10 / 25 / 50 m)
End cap

A.39 diffused system modules

		1184 mm	1482 mm	1776 mm	2368 mm	2960 mm	2960 - 5000 mm	5000 - 15000 mm	15000 - 35000 mm	50000 mm
END CAP KIT TRIM	5000 mm	○	—	—	—	—	○			
	15000 mm							○ — ○		
	50000 mm								○ — ○	
DIFFUSER	1184 mm	○ — ○								
	2368 mm		○ —	—	○					
	2960 mm					○ — ○				
ROLL DIFFUSER	10 m						○ —	—	—	○
	25 m						○ —	—	—	○
	50 m						○ —	—	—	○
FORMWORK TRIMLESS	1480 mm	○ —	—	○						
	4736 mm			○ —	—	—	—	—	—	○
END CAP KIT TRIMLESS	50000 mm	○ —	—	—	—	—	—	—	○	
	SPECIAL									○ — ○

TRIM - TRIMLESS

Metal cover, with the same color of the body, magnetically fixed at the end of the lighting fixture

This cap covers the empty space cut in the ceiling necessary for the thermal adjustment of the body and the diffuser

Light losses free

Thermal expansion of the diffuser below the metal cap

CEILING



Metal cover to prevent light losses depending on total modules length

Available in 10 / 20 / 40 mm

Roll diffuser

A.39 DIFFUSED EMISSION - RECESSED TRIMLESS

Opal diffuser supplied separately APP interface supplied separately.
The APP driver can not be controlled by DALI dimming system and viceversa.

MacAdam 3SDCM
Life L70 (17k) 102000h
CRI = 90
* Driver uses 1 DALI address

IP20

Formwork (aluminum)	Length	Code
Trimless module frame kit	1488 mm	**AT04000**
	2368 mm	**AT04200**
	4736 mm	**AT04100**
Trimless module frame cap (2 pcs)		**AT09300**
End cap (2 pcs)		**AT09301**
90° trimless frame kit L = 303 x 303 mm		**AT30400**

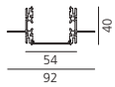



Element Trimless				**Undimmable**	**Dimmable DALI***
Length	W	Flux	CCT	Code	Code
1184 mm	33W	2086 lm	3000K	**AT00100**	**AT00000**
			4000K	**AT00300**	**AT00200**
1482 mm	41W	2607 lm	3000K	**AT00500**	**AT00400**
			4000K	**AT00700**	**AT00600**
1776 mm	49W	3129 lm	3000K	**AT02100**	**AT02000**
			4000K	**AT02300**	**AT02200**
2368 mm	63W	4172 lm	3000K	**AT01100**	**AT01000**
			4000K	**AT01300**	**AT01200**
2960 mm	81W	5215 lm	3000K	**AT01500**	**AT01400**
			4000K	**AT01700**	**AT01600**



Angle elements				**Undimmable**	**Dimmable DALI***
	W	Flux	CCT	Code	Code
90° trimless recessed corner (on same plane) 303 x 303 mm	17W	1043 lm	3000K	**AT30500**	**AT30600**
			4000K	**AT30700**	**AT30800**

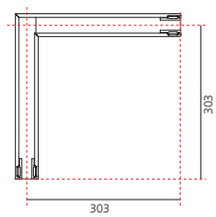

Opal diffuser in polycarbonate (recessed)	
Length	**Code**
1184 mm	**AT10100**
2368 mm	**AT10200**
2960 mm	**AT10300**
10000 mm roll	**AT10000**
25000 mm roll	**AT10800**
50000 mm roll	**AT10900**

APP Interface	**APP**
	Code
BLL interface for APP with antenna Up to 40 addresses	**DV1054APP**

A.39 DIFFUSED EMISSION - RECESSED TRIM

White	Black	Silver
01	04	05

Opal diffuser supplied separately APP interface supplied separately.
The APP driver can not be controlled by DALI dimming system and viceversa.

MacAdam 3SDCM
Life L70 (17k) 102000h
CRI = 90
* Driver uses 1 DALI address

IP20

Trim				Undimmable	Dimmable DALI*
Length	W	Flux[1]	CCT	Code	Code
1184 mm	21W	2353 lm	3000K	**AT051.** 01/04/05	**AT050.** 01/04/05
			4000K	**AT053.** 01/04/05	**AT052.** 01/04/05
1482 mm	25W	2914 lm	3000K	**AT055.** 01/04/05	**AT054.** 01/04/05
			4000K	**AT057.** 01/04/05	**AT056.** 01/04/05
1776 mm	32W	3584 lm	3000K	**AT065.** 01/04/05	**AT064.** 01/04/05
			4000K	**AT068.** 01/04/05	**AT066.** 01/04/05
2368 mm	40W	4706 lm	3000K	**AT061.** 01/04/05	**AT060.** 01/04/05
			4000K	**AT063.** 01/04/05	**AT062.** 01/04/05
2960 mm	49W	5828 lm	3000K	**AT070.** 01/04/05	**AT069.** 01/04/05
			4000K	**AT072.** 01/04/05	**AT071.** 01/04/05



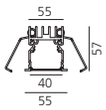

Angle elements				Undimmable	Dimmable DALI*
	W	Flux[1]	CCT	Code	Code
90° trim recessed corner (on same plane) 303 x 303mm	10W	1122 lm	3000K	**AT300.** 01/04/05	**AT302.** 01/04/05
			4000K	**AT301.** 01/04/05	**AT303.** 01/04/05

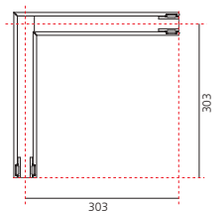

Components	Code
Trim module end cap kit (2 pcs) up to 5 m	**AT090.** 01/04/05
up to 15 m	**AT091.** 01/04/05
up to 35 m	**AT092.** 01/04/05

Opal diffuser in polycarbonate (recessed)	
Length	Code
1184 mm	**AT10100**
2368 mm	**AT10200**
2960 mm	**AT10300**
10000 mm rouleau	**AT10000**
25000 mm rouleau	**AT10800**
50000 mm rouleau	**AT10900**

APP Interface	APP
	Code
BLL interface for APP with antenna Up to 40 addresses	**DV1054APP**

[1] Direct luminous flux: measured using white louvres.
With black louvres -10% output flux.

A.39 DIFFUSED EMISSION - CEILING

White	Black	Silver
01	04	05

Opal diffuser supplied separately
APP interface supplied separately.
The APP driver can not be controlled by DALI dimming system and viceversa

MacAdam 3SDCM
Life L70 (17k) 102000h
CRI = 90
* Driver uses 1 DALI address

IP20



Ceiling direct emission

Length	W	Flux[1]	CCT	Undimmable Code	Dimmable DALI* Code
1184 mm	20W	2374 lm	3000K	**AT131.** 01/04/05	**AT130.** 01/04/05
			4000K	**AT133.** 01/04/05	**AT132.** 01/04/05
1482 mm	25W	2968 lm	3000K	**AT141.** 01/04/05	**AT140.** 01/04/05
			4000K	**AT143.** 01/04/05	**AT142.** 01/04/05
2368 mm	40W	4749 lm	3000K	**AT151.** 01/04/05	**AT150.** 01/04/05
			4000K	**AT153.** 01/04/05	**AT152.** 01/04/05
2960 mm	49W	5936 lm	3000K	**AT181.** 01/04/05	**AT180.** 01/04/05
			4000K	**AT183.** 01/04/05	**AT182.** 01/04/05

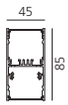

Angle elements

	W	Flux[1]	CCT	Dimmable DALI* Code
90° corner direct emission (on same plane) 303 x 303 mm	10W	1122 lm	3000K	**AT350.** 01/04/05
			4000K	**AT351.** 01/04/05

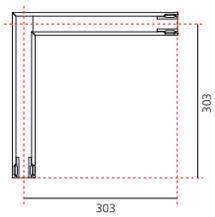

Accessories for ceiling version

	Code
End cap kit (2 pcs)	**AT094.** 01/04/05
Ceiling bracket and mechanical joint	**AT09501**
End ceiling bracket (2 pcs)	**AT09502**

Opal diffuser in polycarbonate

Length	Code
1184 mm	**AT09505**
2368 mm	**AT09506**
2960 mm	**AT09507**
10000 mm roll	**AT10000**
25000 mm roll	**AT10800**
50000 mm roll	**AT10900**

APP Interface

	APP Code
BLL interface for APP with antenna Up to 40 addresses	**DV1054APP**

[1] Direct luminous flux: measured using white louvres.
With black louvres -10% output flux.

A.39 DIFFUSED EMISSION - SUSPENSION

White	Black	Silver
01	04	05

Opal diffuser supplied separately
APP interface supplied separately.
The APP driver can not be controlled by DALI dimming system and viceversa

MacAdam 3SDCM
Life L70 (17k) 102000h
CRI = 90
* Driver uses 1 DALI address
**Drivers use 2 DALI addresses

IP20

Suspension, ceiling direct emission

Length	W	Flux[1]	CCT	Undimmable Code	Dimmable DALI* Code
1184 mm	20W	2374 lm	3000K	**AT131.** 01/04/05	**AT130.** 01/04/05
			4000K	**AT133.** 01/04/05	**AT132.** 01/04/05
1482 mm	25W	2968 lm	3000K	**AT141.** 01/04/05	**AT140.** 01/04/05
			4000K	**AT143.** 01/04/05	**AT142.** 01/04/05
2368 mm	40W	4749 lm	3000K	**AT151.** 01/04/05	**AT150.** 01/04/05
			4000K	**AT153.** 01/04/05	**AT152.** 01/04/05
2960 mm	49W	5936 lm	3000K	**AT181.** 01/04/05	**AT180.** 01/04/05
			4000K	**AT183.** 01/04/05	**AT182.** 01/04/05



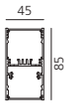

Suspension direct + indirect emission

Length	W	Flux[1]	CCT	Undimmable Code	Dimmable DALI Code
1184 mm	20W direct 14W indirect	2374 lm direct 2163 lm indirect	3000K	**AT191.** 01/04/05	***AT190.**01/04/05
			4000K	**AT193.** 01/04/05	***AT192.**01/04/05
1482 mm	25W direct 20W indirect	2968 lm direct 2884 lm indirect	3000K	**AT221.** 01/04/05	***AT220.**01/04/05
			4000K	**AT223.** 01/04/05	***AT222.**01/04/05
2368 mm	40W direct 30W indirect	4749 lm direct 4326 lm indirect	3000K	**AT231.** 01/04/05	****AT230.**01/04/05
			4000K	**AT233.** 01/04/05	****AT232.**01/04/05
2960 mm	49W direct 39W indirect	5936 lm direct 5768 lm indirect	3000K	**AT241.** 01/04/05	****AT240.**01/04/05
			4000K	**AT243.** 01/04/05	****AT242.**01/04/05



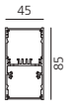

Angle elements

	W	Flux[1]	CCT	Dimmable DALI* Code
90° corner direct emission (on same plane) 303 x 303mm	10W	1122 lm	3000K	**AT350.** 01/04/05
			4000K	**AT351.** 01/04/05

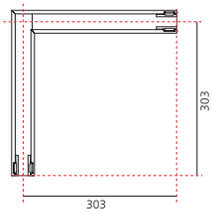

Accessories for suspension version

	Code
Undimmable Feeding kit including 2 suspension cables h 2000 mm (3 poles)	**AT10400**
Dimmable or APP Feeding kit including 2 suspension cables h 2000 mm (5 poles)	**AT10500** **AT10500APP**
Mechanical joint including 1 suspension cable	**AT09500**
End cap kit 2x	**AT094.** 01/04/05

Opal diffuser in polycarbonate (suspension, ceiling)

Length	Code
1184 mm	**AT09505**
2368 mm	**AT09506**
2960 mm	**AT09507**
10000 mm roll	**AT10000**
25000 mm roll	**AT10800**
50000 mm roll	**AT10900**

[1] Direct luminous flux: measured using white louvres.
With black louvres -10% output flux.

Médiathèque Intercommunale André Chamson, Aigues-Mortes, France, Ph. Atelier d'Architecture Emmanuel Nebout

Troisi cinema, Rome, Italy, Ph. Claudia Tombini and Flavia Rossi

A.39 sharping

PATENT OF INVENTION: OPTICS

A.39 sharping technology

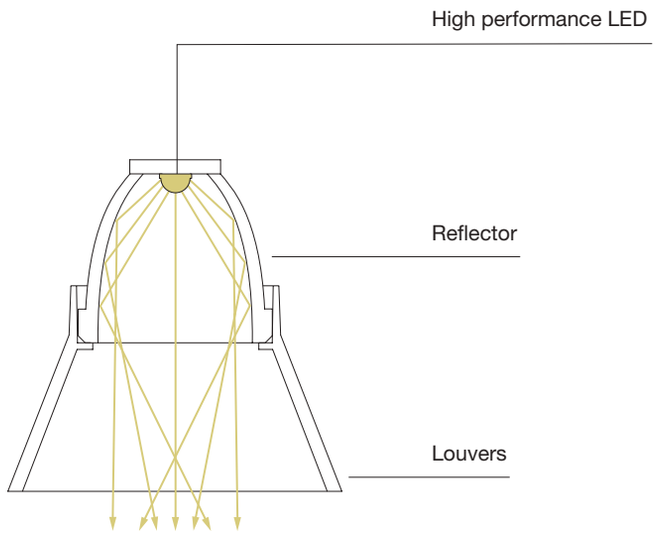

Luminance <3000 cd/m² @ 65°

REFLECTOR TECHNOLOGY
collects 100%
of the LED luminous flux

Efficiency
more than 75%

Glare control
UGR < 16

The reflector is designed to perfecty control the LED emitted light with different beam angle in a minimal dimension.

The small section of the reflector are studied to eliminate non-uniformities and blemishes in reflected light. Each ray of light is reflected only one time by the section of the reflector and doesn't intercept the antiglare under the primary optics.

There is therefore no reduction in performance due to double reflections nor induced glare from this effect. This also ensure a very high quality and uniformity of the emission without shadow or coloured spot.

TRIMLESS



A.39 sharping recessed components

TRIM


Kit louvers
(1184 mm 2x4 / 3x4, 2368 mm 4x4 / 6x4)
End cap
metal cover

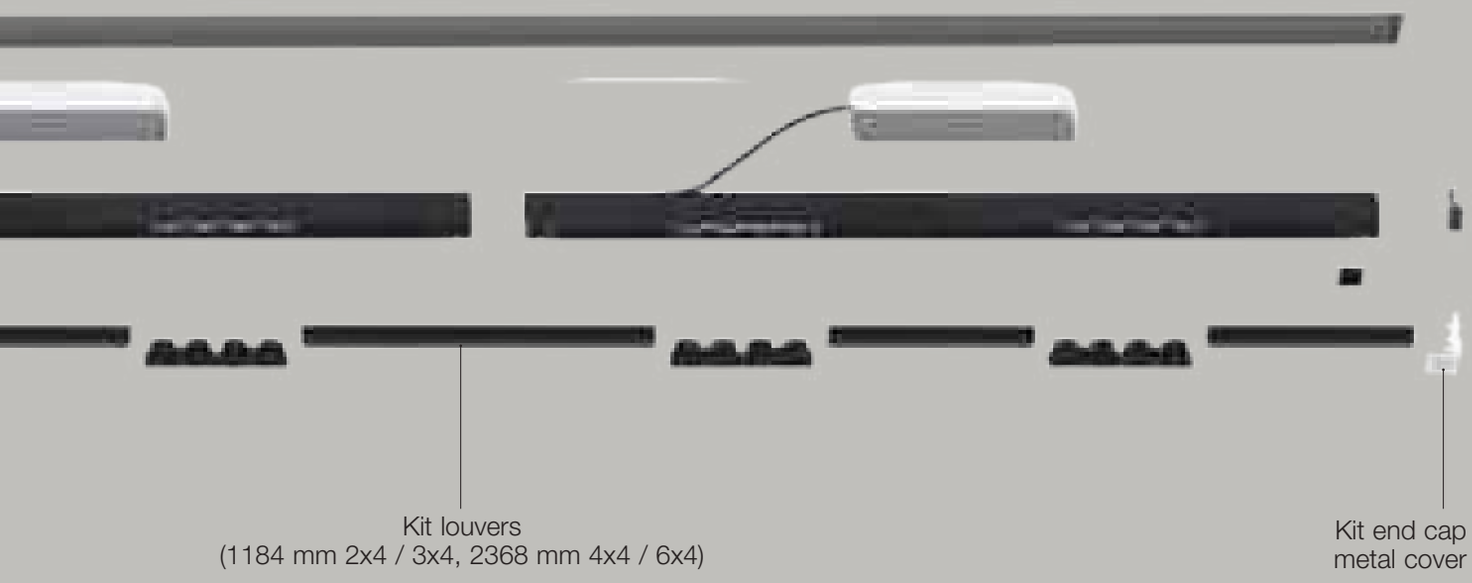
Kit louvers
(1184 mm 2x4 / 3x4, 2368 mm 4x4 / 6x4)
Kit end cap
metal cover

CEILING

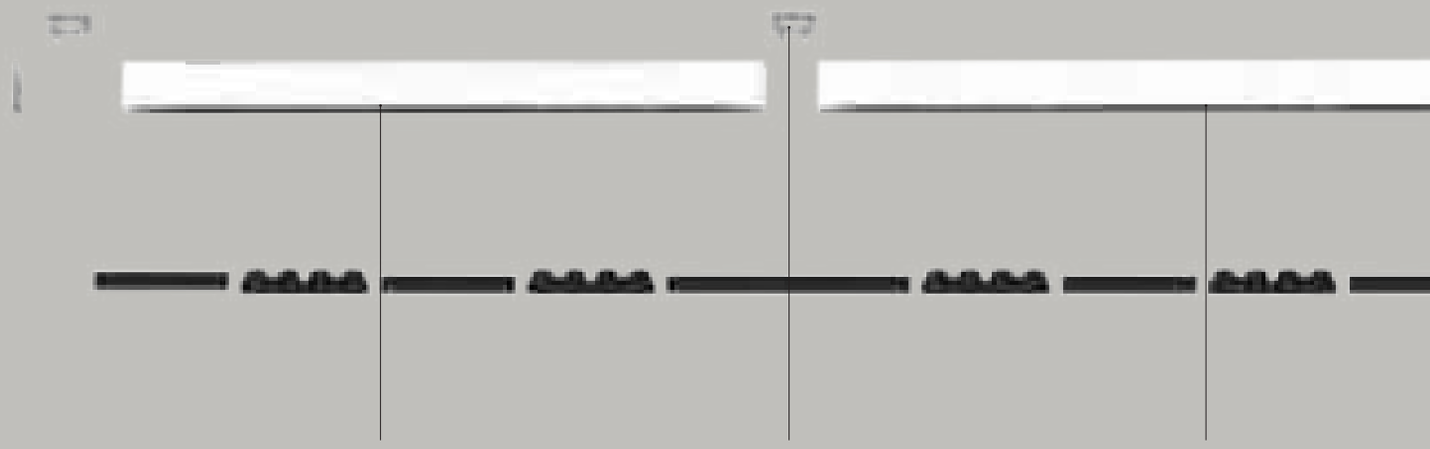

Lighting fixture with different lengths

Bracket to be attached to the ceiling

Integrated driver

A.39 sharping ceiling, suspension components

SUSPENSION

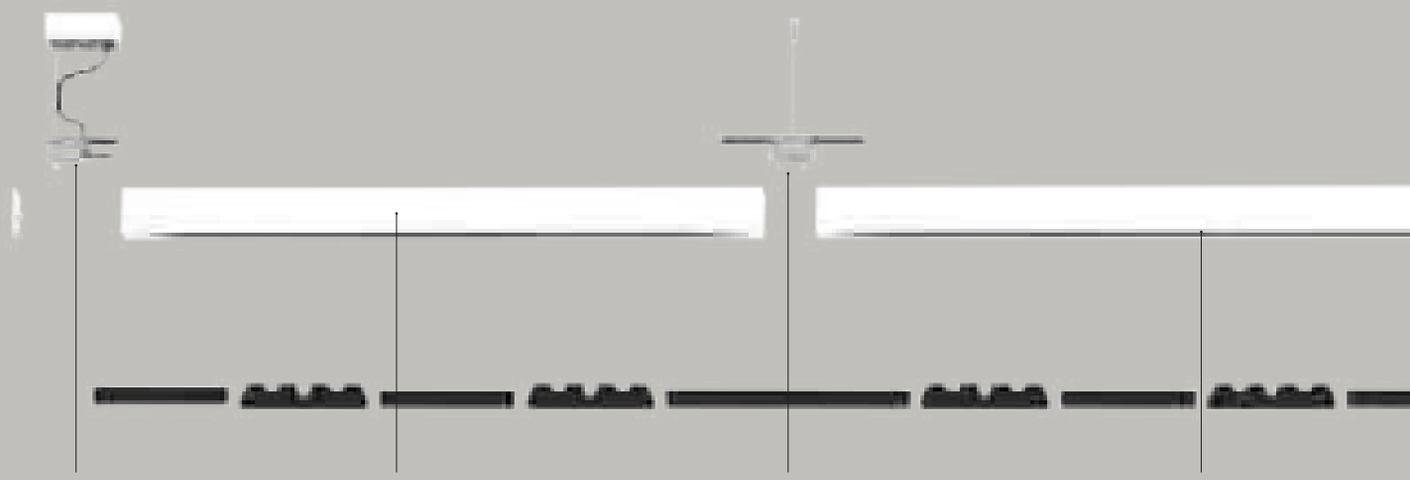

Canopy

Lighting fixture with different lengths

Mechanical joint including 1 suspension cable

Integrated driver

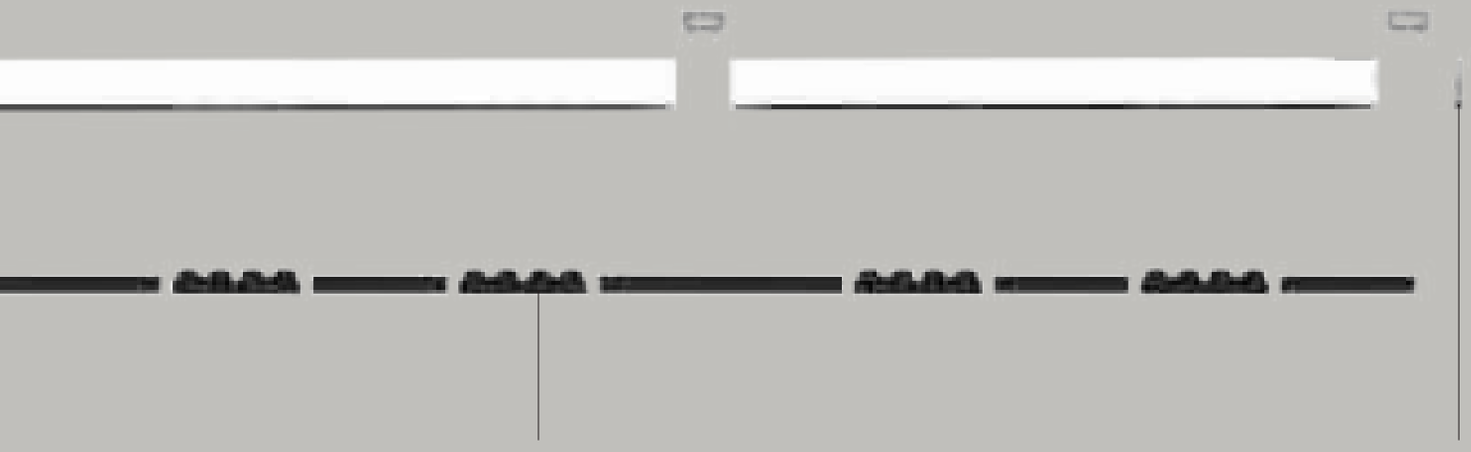

Opaline diffuser available in several preconfigurated lengths
(1184 / 2368 / 2960 mm) or in roll (10 / 25 / 50 m)

End cap

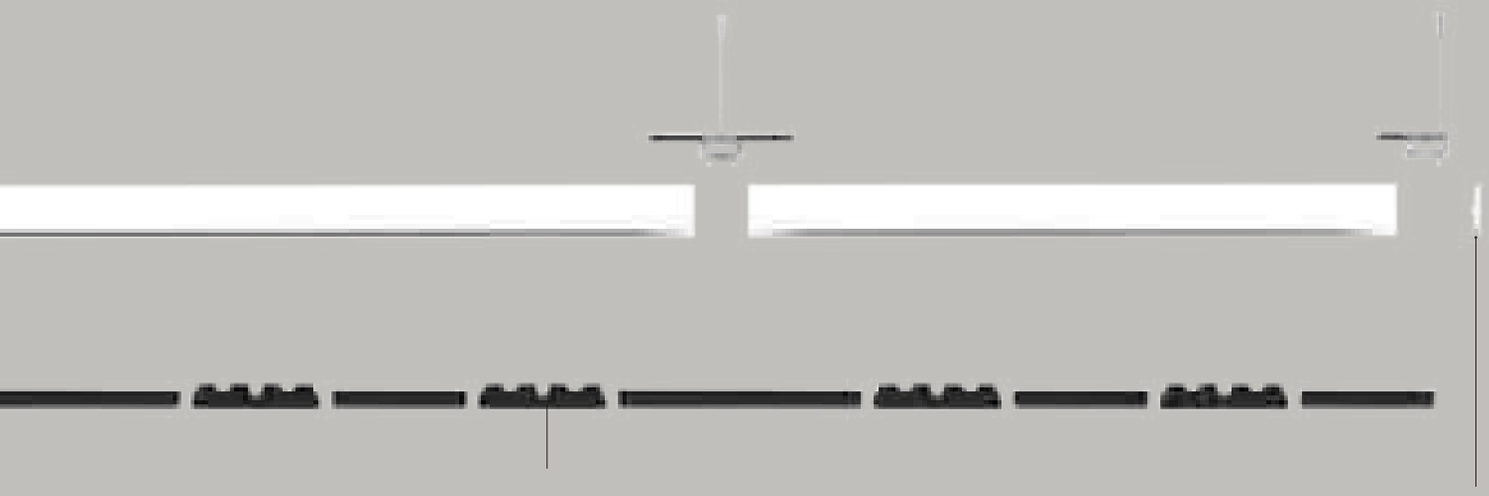

Kit louvers
(1184 mm 2x4 / 3x4, 2368 mm 4x4 / 6x4)

End cap

A.39 SHARPING EMISSION - RECESSED TRIMLESS

White	Black	SP	FL	XF
01	04			

Louvers supplied separately.
Driver 900mA SELV supplied separately.
APP interface supplied separately.
The APP driver can not be controlled by DALI dimming system and viceversa.

MacAdam 2SDCM
L90 (20k) 118000h
CRI > 90
* Driver uses 1 DALI address

IP20

Formwork (aluminum)

	Code
Trimless recessed frame Length 1184 mm	**BH30400**
Length 2368 mm	**BH30500**
Trimless frame end cap (2 pcs)	**BH30700**
90° trimless formwork kit L = 57 x 57 mm	**BH31101**



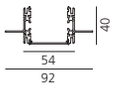

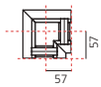

Trimless

Length	Optic	W	Beam	Flux	CCT	Code
1184 mm	2x4 optics	27W	SP 20°	1648 lm	3000K	**BH24001**
				1764 lm	4000K	**BH24101**
			FL 36°	1542 lm	3000K	**BH24201**
				1651 lm	4000K	**BH24301**
			XF 52°	1597 lm	3000K	**BH24401**
				1709 lm	4000K	**BH24501**
	3x4 optics	38W	SP 20°	2473 lm	3000K	**BH25001**
				2646 lm	4000K	**BH25101**
			FL 36°	2314 lm	3000K	**BH25201**
				2476 lm	4000K	**BH25301**
			XF 52°	2396 lm	3000K	**BH25401**
				2564 lm	4000K	**BH25501**
2368 mm	4x4 optics	54W	SP 20°	3297 lm	3000K	**BH26001**
				3528 lm	4000K	**BH26101**
			FL 36°	3085 lm	3000K	**BH26201**
				3301 lm	4000K	**BH26301**
			XF 52°	3195 lm	3000K	**BH26401**
				3419 lm	4000K	**BH26501**
	6x4 optics	70W	SP 20°	4945 lm	3000K	**BH27001**
				5292 lm	4000K	**BH27101**
			FL 36°	4627 lm	3000K	**BH27201**
				4952 lm	4000K	**BH27301**
			XF 52°	4792 lm	3000K	**BH27401**
				5128 lm	4000K	**BH27501**

Covers (not lit)

90° corner covers
L = 57 x 57 mm

Code
BH440. 01/04

Louvers

Length	Optic	Code
1184 mm	2x4 optics	**AE400.** 01/04
	3x4 optics	**AE410.** 01/04
2368 mm	4x4 optics	**AE420.** 01/04
	6x4 optics	**AE430.** 01/04

Optional accessories

Sharping wall grazer lens Kit (4pcs)
26°x70° elliptical lenses kit. It has to be used on top of S 20° reflectors to get an elliptical beam (greater axis along the module length). It contains 4 lenses.

Code
AF06000

Driver

Optic units	W	Vac	Undimmable Code	DALI* Code	APP Code
1184 mm (2x4)	25 W 900mA	220-240	**DV1022**	**DV1026**	**DV1053APP**
1184 mm (3x4)	45 W 900mA	220-240	**DV1023**	**DV1027**	**DV1053APP**
2368 mm (4x4)	60 W 900mA	220-240	**DV1024**	**DV1028**	**DV1053APP**
2368 mm (6x4) - order 2 pcs	45 W 900mA	220-240	**DV1023**	**DV1029**	**DV1053APP (2x)**

[1] Direct luminous flux: measured using white louvres.
With black louvres -10% output flux.

↪ 147

A.39 SHARPING EMISSION - RECESSED TRIM

White	Black	Silver	SP	FL	XF
01	04	05			

Louvers supplied separately.
Driver 900mA SELV supplied separately.
APP interface supplied separately.
The APP driver can not be controlled by DALI dimming system and viceversa.

MacAdam 2SDCM
Life L90 (20k) 118000h
CRI > 90
* Driver uses 1 DALI address

IP20

Trim

Length	Optic	W	Beam	Flux	CCT	Code
1184 mm	2x4 optics	27W	SP 20°	1648 lm	3000K	**BH200.** 01/04/05
				1764 lm	4000K	**BH201.** 01/04/05
			FL 36°	1542 lm	3000K	**BH202.** 01/04/05
				1651 lm	4000K	**BH203.** 01/04/05
			XF 52°	1597 lm	3000K	**BH204.** 01/04/05
				1709 lm	4000K	**BH205.** 01/04/05
	3x4 optics	38W	SP 20°	2473 lm	3000K	**BH210.** 01/04/05
				2646 lm	4000K	**BH211.** 01/04/05
			FL 36°	2314 lm	3000K	**BH212.** 01/04/05
				2476 lm	4000K	**BH213.** 01/04/05
			XF 52°	2396 lm	3000K	**BH214.** 01/04/05
				2564 lm	4000K	**BH215.** 01/04/05
2368 mm	4x4 optics	54W	SP 20°	3297 lm	3000K	**BH220.** 01/04/05
				3528 lm	4000K	**BH221.** 01/04/05
			FL 36°	3085 lm	3000K	**BH222.** 01/04/05
				3301 lm	4000K	**BH223.** 01/04/05
			XF 52°	3195 lm	3000K	**BH224.** 01/04/05
				3419 lm	4000K	**BH225.** 01/04/05
	6x4 optics	70W	SP 20°	4945 lm	3000K	**BH230.** 01/04/05
				5292 lm	4000K	**BH231.** 01/04/05
			FL 36°	4627 lm	3000K	**BH232.** 01/04/05
				4952 lm	4000K	**BH233.** 01/04/05
			XF 52°	4792 lm	3000K	**BH234.** 01/04/05
				5128 lm	4000K	**BH235.** 01/04/05



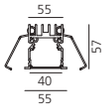

Angle elements (not lit)

90° trim recessed corner
(on same plane)
L = 57 x 57 mm

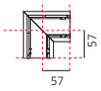

Code
BH310. 01/04

Covers (not lit)

90° corner covers
L = 57 x 57 mm

Code
BH440. 01/04

Components

	Code
Trim module end cap kit (2 pcs) up to 5 m	**AT090.** 01/04/05
up to 15 m	**AT091.** 01/04/05
up to 35 m	**AT092.** 01/04/05

Louvers

Length	Optic	Code
1184 mm	2x4 optics	**AE400.** 01/04
	3x4 optics	**AE410.** 01/04
2368 mm	4x4 optics	**AE420.** 01/04
	6x4 optics	**AE430.** 01/04

Optional accessories

Sharping wall grazer lens Kit (4pcs)
26°x70° elliptical lenses kit. It has to be used on top of S 20° reflectors to get an elliptical beam (greater axis along the module length). It contains 4 lenses.

Code
AF06000

Driver

Optic units	W	Vac	Undimmable Code	DALI* Code	APP Code
1184 mm (2x4)	25 W 900mA	220-240	**DV1022**	**DV1026**	**DV1053APP**
1184 mm (3x4)	45 W 900mA	220-240	**DV1023**	**DV1027**	**DV1053APP**
2368 mm (4x4)	60 W 900mA	220-240	**DV1024**	**DV1028**	**DV1053APP**
2368 mm (6x4) - order 2 pcs	45 W 900mA	220-240	**DV1023**	**DV1029**	**DV1053APP (2x)**

[1] Direct luminous flux: measured using white louvres.
With black louvres -10% output flux.

A.39 SHARPING EMISSION - CEILING

White	Black	Silver	SP	FL	XF
01	04	05			

Louvers supplied separately.
APP interface supplied separately.
APP interface supplied separately.
The APP driver can not be controlled by DALI dimming system and viceversa.

MacAdam 2SDCM
Life L90 (20k) 118000h
CRI > 90
* Driver uses 1 DALI address
** Driver uses 2 DALI addresses

IP20

Direct emission

Length	Optic	W	Beam	Flux[1]	CCT	Undimmable Code	Dimmable DALI* Code
1184 mm	2x4 optics	27W	SP 20°	1648 lm	3000K	**BH040.** 01/04/05	**BH042.** 01/04/05
				1764 lm	4000K	**BH041.** 01/04/05	**BH043.** 01/04/05
			FL 36°	1542 lm	3000K	**BH044.** 01/04/05	**BH046.** 01/04/05
				1651 lm	4000K	**BH045.** 01/04/05	**BH047.** 01/04/05
			XF 52°	1597 lm	3000K	**BH048.** 01/04/05	**BH050.** 01/04/05
				1709 lm	4000K	**BH049.** 01/04/05	**BH051.** 01/04/05
	3x4 optics	38W	S 20°	2473 lm	3000K	**BH000.** 01/04/05	**BH002.** 01/04/05
				2646 lm	4000K	**BH001.** 01/04/05	**BH003.** 01/04/05
			F 36°	2314 lm	3000K	**BH004.** 01/04/05	**BH006.** 01/04/05
				2476 lm	4000K	**BH005.** 01/04/05	**BH007.** 01/04/05
			XF 52°	2396 lm	3000K	**BH008.** 01/04/05	**BH010.** 01/04/05
				2564 lm	4000K	**BH009.** 01/04/05	**BH011.** 01/04/05
2368 mm	4x4 optics	54W	SP 20°	3297 lm	3000K	**BH060.** 01/04/05	**BH062.** 01/04/05
				3528 lm	4000K	**BH061.** 01/04/05	**BH063.** 01/04/05
			FL 36°	3085 lm	3000K	**BH064.** 01/04/05	**BH066.** 01/04/05
				3301 lm	4000K	**BH065.** 01/04/05	**BH067.** 01/04/05
			XF 52°	3195 lm	3000K	**BH068.** 01/04/05	**BH070.** 01/04/05
				3419 lm	4000K	**BH069.** 01/04/05	**BH071.** 01/04/05
							Dimmable DALI**
	6x4 optics	75W ND 70W DALI	SP 20°	4945 lm	3000K	**BH020.** 01/04/05	**BH022.** 01/04/05
				5292 lm	4000K	**BH021.** 01/04/05	**BH023.** 01/04/05
			FL 36°	4627 lm	3000K	**BH024.** 01/04/05	**BH026.** 01/04/05
				4952 lm	4000K	**BH025.** 01/04/05	**BH027.** 01/04/05
			XF 52°	4792 lm	3000K	**BH028.** 01/04/05	**BH030.** 01/04/05
				5128 lm	4000K	**BH029.** 01/04/05	**BH031.** 01/04/05



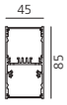

Angle elements (not lit)

90° suspension/ceiling corner
(on same plane)
L = 57 x 57 mm

Code
BH350. 01/04/05

Covers (not lit)

90° corner covers
L = 57 x 57 mm

Code
BH440. 01/04

Louvers

Length	Optic	Code
1184 mm	2x4 optics	**AE400.** 01/04
	3x4 optics	**AE410.** 01/04
2368 mm	4x4 optics	**AE420.** 01/04
	6x4 optics	**AE430.** 01/04

Accessories for ceiling version

	Code
End caps (2 pcs)	**BH164.** 01/04/05
Ceiling bracket and mechanical joint	**AT09501**
End ceiling bracket (2 pcs)	**AT09502**

Optional accessories

Sharping wall grazer lens Kit (4pcs)
26°x70° elliptical lenses kit. It has to be used on top of S 20° reflectors to get an elliptical beam (greater axis along the module length). It contains 4 lenses.

Code
AF06000

APP Interface

BLL interface for APP with antenna
Up to 40 addresses

APP
Code
DV1054APP

[1] Direct luminous flux: measured using white louvres.
With black louvres -10% output flux.

A.39 SHARPING EMISSION - SUSPENSION

White	Black	Silver	SP	FL	XF
01	04	05			

Louvers supplied separately.

APP interface supplied separately.
The APP driver can not be controlled by DALI dimming system and viceversa.

MacAdam 2SDCM
Life L90 (20k) 118000h
CRI > 90
* Driver uses 1 DALI address

IP20

Direct emission

Length	Optic	W	Beam	Flux[1]	CCT	Undimmable Code	Dimmable DALI* Code
1184 mm*	2x4 optics	27W	SP 20°	1648 lm	3000K	**BH040.** 01/04/05	**BH042.** 01/04/05
				1764 lm	4000K	**BH041.** 01/04/05	**BH043.** 01/04/05
			FL 36°	1542 lm	3000K	**BH044.** 01/04/05	**BH046.** 01/04/05
				1651 lm	4000K	**BH045.** 01/04/05	**BH047.** 01/04/05
			XF 52°	1597 lm	3000K	**BH048.** 01/04/05	**BH050.** 01/04/05
				1709 lm	4000K	**BH049.** 01/04/05	**BH051.** 01/04/05
	3x4 optics	38W	SP 20°	2473 lm	3000K	**BH000.** 01/04/05	**BH002.** 01/04/05
				2646 lm	4000K	**BH001.** 01/04/05	**BH003.** 01/04/05
			FL 36°	2314 lm	3000K	**BH004.** 01/04/05	**BH006.** 01/04/05
				2476 lm	4000K	**BH005.** 01/04/05	**BH007.** 01/04/05
			XF 52°	2396 lm	3000K	**BH008.** 01/04/05	**BH010.** 01/04/05
				2564 lm	4000K	**BH009.** 01/04/05	**BH011.** 01/04/05
2368 mm	4x4 optics	54W	SP 20°	3297 lm	3000K	**BH060.** 01/04/05	**BH062.** 01/04/05
				3528 lm	4000K	**BH061.** 01/04/05	**BH063.** 01/04/05
			FL 36°	3085 lm	3000K	**BH064.** 01/04/05	**BH066.** 01/04/05
				3301 lm	4000K	**BH065.** 01/04/05	**BH067.** 01/04/05
			XF 52°	3195 lm	3000K	**BH068.** 01/04/05	**BH070.** 01/04/05
				3419 lm	4000K	**BH069.** 01/04/05	**BH071.** 01/04/05
	6x4 optics	70W DALI	SP 20°	4945 lm	3000K	**BH020.** 01/04/05	**BH022.** 01/04/05
		75W Undimmable		5292 lm	4000K	**BH021.** 01/04/05	**BH023.** 01/04/05
			FL 36°	4627 lm	3000K	**BH024.** 01/04/05	**BH026.** 01/04/05
				4952 lm	4000K	**BH025.** 01/04/05	**BH027.** 01/04/05
			XF 52°	4792 lm	3000K	**BH028.** 01/04/05	**BH030.** 01/04/05
				5128 lm	4000K	**BH029.** 01/04/05	**BH031.** 01/04/05



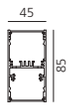

Angle elements (not lit)

	Code
90° suspension/ceiling corner (on same plane) L = 57 x 57 mm	**BH350.** 01/04/05

Covers (not lit)

	Code
90° corner covers L = 57 x 57 mm	**BH440.** 01/04

Louvers

Length	Optic	Code
1184 mm	2x4 optics	**AE400.** 01/04
	3x4 optics	**AE410.** 01/04
2368 mm	4x4 optics	**AE420.** 01/04
	6x4 optics	**AE430.** 01/04

Optional accessories

	Code
Sharping wall grazer lens Kit (4pcs) 26°x70° elliptical lenses kit. It has to be used on top of S 20° reflectors to get an elliptical beam (greater axis along the module length). It contains 4 lenses.	**AF06000**

Accessories for suspension version

	Code
Mechanical joint including 1 suspension cable	**AT09500**
End caps kit (2 pcs)	**BH164.** 01/04/05
Undimmable Feeding kit including 2 suspension cables (3 poles) h 2000 mm	**AT10400**
Dimmable or APP Feeding kit including 2 suspension cables (5 poles) h 2000 mm	**AT10500** **AT10500APP**

[1] Direct luminous flux: measured using white louvres.
With black louvres -10% output flux.

↪ 151

A.39 SHARPING EMISSION - SUSPENSION

White	Black	Silver	SP	FL	XF
01	04	05			

Louvers supplied separately.

APP interface supplied separately.
The APP driver can not be controlled by DALI dimming system and viceversa.

MacAdam 2SDCM
L90 (20k) 118000h
CRI > 90
** Driver uses 2 DALI addresses

IP20

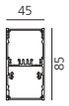

Direct and Indirect emission

Length	Optic	W	Beam	Flux[1]	CCT	Undimmable Code	Dimmable DALI** Code
1184 mm	2x4 optics	27W direct 26W indirect	SP 20°	1648 lm direct 3075 lm indirect	3000K	**BH120.** 01/04/05	**BH122.** 01/04/05
				1764 lm direct 3075 lm indirect	4000K	**BH121.** 01/04/05	**BH123.** 01/04/05
			FL 36°	1542 lm direct 3075 lm indirect	3000K	**BH124.** 01/04/05	**BH126.** 01/04/05
				1650 lm direct 3075 lm indirect	4000K	**BH125.** 01/04/05	**BH127.** 01/04/05
			XF 52°	1597 lm direct 3075 lm indirect	3000K	**BH128.** 01/04/05	**BH130.** 01/04/05
				1709 lm direct 3075 lm indirect	4000K	**BH129.** 01/04/05	**BH131.** 01/04/05
	3x4 optics	38W direct 26W indirect	SP 20°	2473 lm direct 3075 lm indirect	3000K	**BH080.** 01/04/05	**BH082.** 01/04/05
				2646 lm direct 3075 lm indirect	4000K	**BH081.** 01/04/05	**BH083.** 01/04/05
			FL 36°	2314 lm direct 3075 lm indirect	3000K	**BH084.** 01/04/05	**BH086.** 01/04/05
				2476 lm direct 3075 lm indirect	4000K	**BH085.** 01/04/05	**BH087.** 01/04/05
			XF 52°	2396 lm direct 3075 lm indirect	3000K	**BH088.** 01/04/05	**BH090.** 01/04/05
				2564 lm direct 3075 lm indirect	4000K	**BH089.** 01/04/05	**BH091.** 01/04/05
2368 mm	4x4 optics	54W direct 50W indirect	SP 20°	3297 lm direct 6150 lm indirect	3000K	**BH140.** 01/04/05	**BH142.** 01/04/05
				3528 lm direct 6150 lm indirect	4000K	**BH141.** 01/04/05	**BH143.** 01/04/05
			FL 36°	3085 lm direct 6150 lm indirect	3000K	**BH144.** 01/04/05	**BH146.** 01/04/05
				3301 lm direct 6150 lm indirect	4000K	**BH145.** 01/04/05	**BH147.** 01/04/05
			XF 52°	3195 lm direct 6150 lm indirect	3000K	**BH148.** 01/04/05	**BH150.** 01/04/05
				3419 lm direct 6150 lm indirect	4000K	**BH149.** 01/04/05	**BH151.** 01/04/05
	6x4 optics	70W direct DALI 75W direct Undimmable 50W indirect	SP 20°	4945 lm direct 6150 lm indirect	3000K	**BH100.** 01/04/05	**BH102.** 01/04/05
				5292 lm direct 6150 lm indirect	4000K	**BH101.** 01/04/05	**BH103.** 01/04/05
			FL 36°	4627 lm direct 6150 lm indirect	3000K	**BH104.** 01/04/05	**BH106.** 01/04/05
				4952 lm direct 6150 lm indirect	4000K	**BH105.** 01/04/05	**BH107.** 01/04/05
			XF 52°	4792 lm direct 6150 lm indirect	3000K	**BH108.** 01/04/05	**BH110.** 01/04/05
				5128 lm direct 6150 lm indirect	4000K	**BH109.** 01/04/05	**BH111.** 01/04/05

Angle elements (not lit)

	Code
90° suspension corner (on same plane) L = 57 x 57 mm	**BH350.** 01/04/05

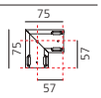

Covers (not lit)

	Code
90° corner covers L = 57 x 57 mm	**BH440.** 01/04

Louvers

Length	Optic	Code
1184 mm	2x4 optics	**AE400.** 01/04
	3x4 optics	**AE410.** 01/04
2368 mm	4x4 optics	**AE420.** 01/04
	6x4 optics	**AE430.** 01/04

Accessories for suspension version

	Code
Mechanical joint including 1 suspension cable	**AT09500**
End caps kit 2x	**BH164.** 01/04/05
Undimmable Feeding kit including 2 suspension cables (3 poles) h 2000 mm	**AT10400**
Dimmable or APP Feeding kit including 2 suspension cables (5 poles) h 2000 mm	**AT10500** **AT10500APP**

Optional accessories



	Code
Sharping wall grazer lens Kit (4pcs) 26°x70° elliptical lenses kit. It has to be used on top of S 20° reflectors to get an elliptical beam (greater axis along the module length). It contains 4 lenses.	**AF06000**

[1] Direct luminous flux: measured using white louvres.
With black louvres -10% output flux.

A.39 controlled emission

PATENT OF INVENTION: OPTICS

A.39 Controlled emission is also WHITE and PURE INTEGRALIS (see pag. 728)

Controlled emission LED optic System UGR index control and 65° luminance (EN 12464)

Patent-pending proprietary optic system made by a thin black square-meshed grid and by a system of square plano-convex lenses of appropriate beam angle. The internal part of the grid is white painted and has a high reflection coefficient, so that the light incident on the grid is retrieved within the body.

A net ‘cut off’ at the required angle is obtained through this system.

The convex profile of the lens is designed with images optic techniques, so that the emission is limited within the 65° required by standard EN 12464.

UGR<19

Angle luminance equals to 65° and beyond: <3,000 cd/m^2.

Operating diagram of the optical device used:

The grid positioned over the lenses allows only the rays falling into the required output angular limits to be incident to the lenses.

The rays beyond these limits are recovered and redirected inside the light box (if the ray is incident to the white surface) or cancelled (if the ray is incident to the black edge).

Functioning scheme

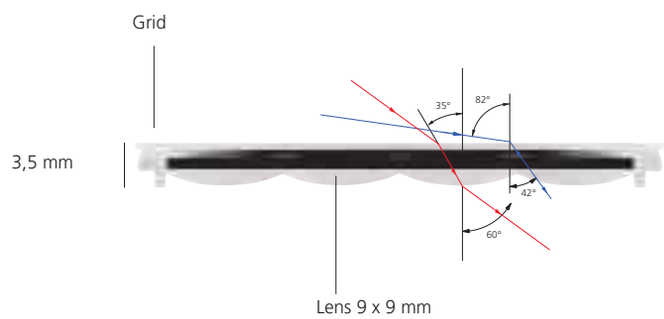

light ON



light OFF

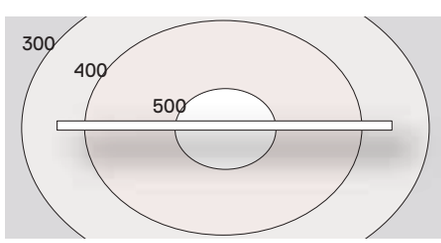

A.39 Controlled emission
1184 mm - direct emission
Installation h 2400 mm - Desk h 750 mm
Isolines (lx) on a desk 1600 x 800 mm

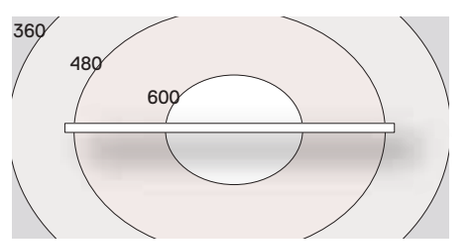

A.39 Controlled emission
1184 mm - direct + indirect emission
Installation h 2400 mm - Desk h 750 mm
Isolines (lx) on a desk 1600 x 800 mm

CEILING

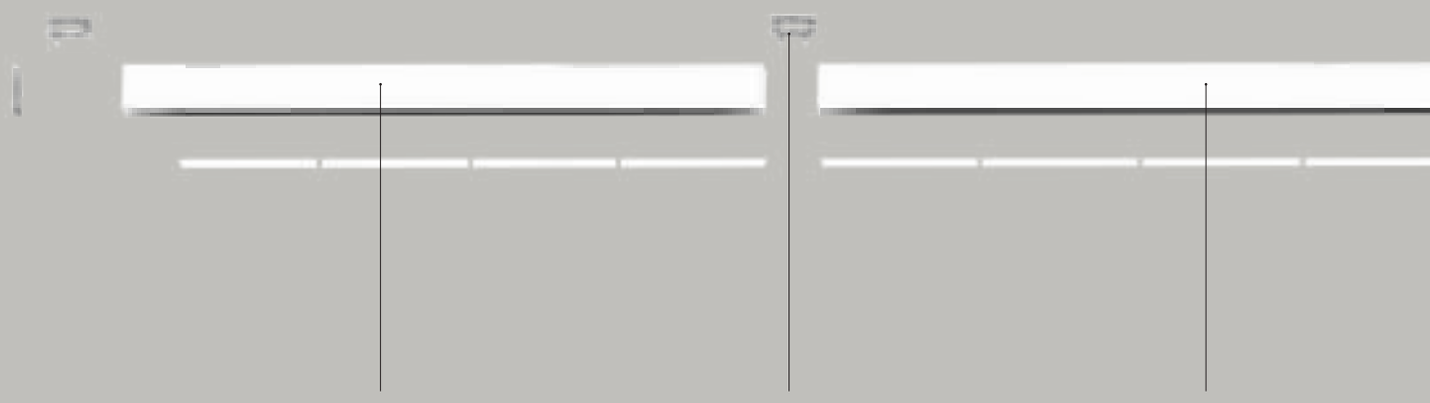

Lighting fixture with different lengths

Bracket to fix to the ceiling

Integrated driver

A.39 controlled emission ceiling, suspension components

SUSPENSION

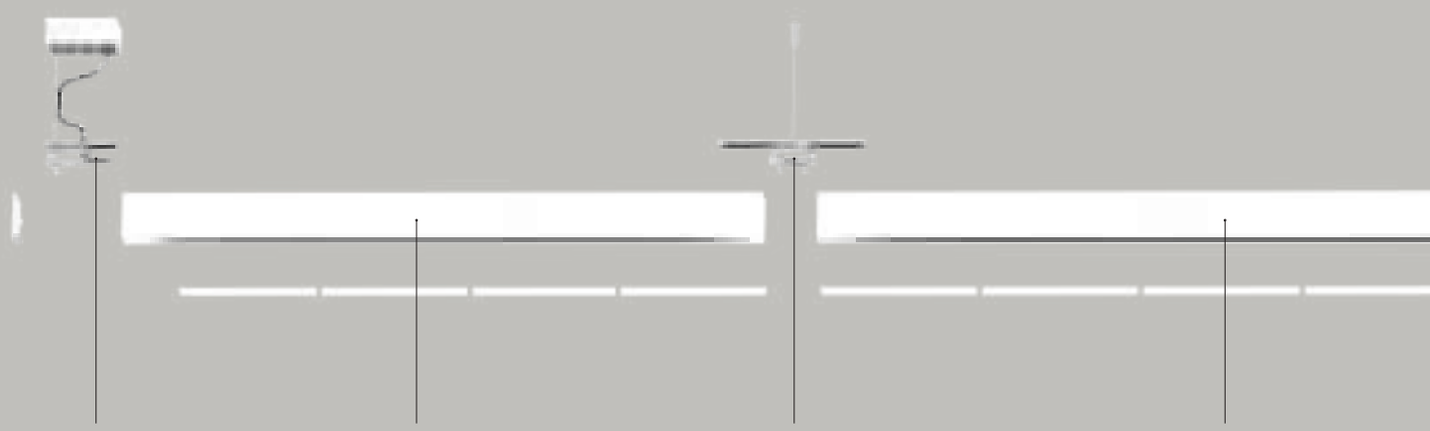

Canopy

Lighting fixture with different lengths

Mechanical joint including 1 suspension cable

Integrated driver

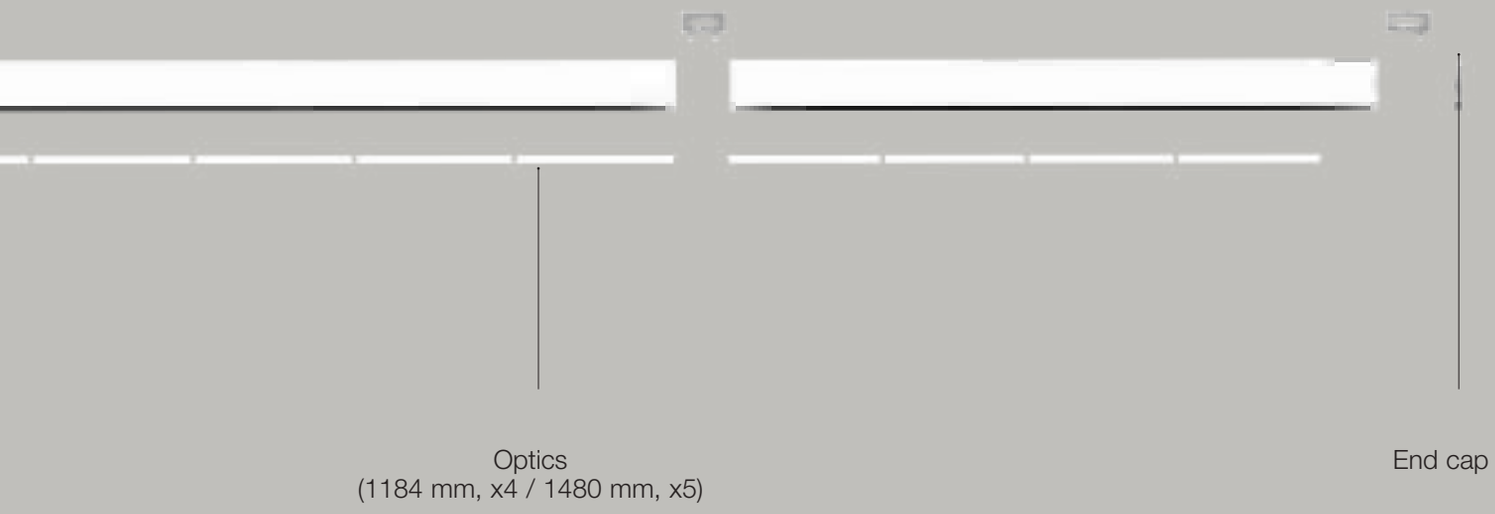
Optics
(1184 mm, x4 / 1480 mm, x5)
End cap

n

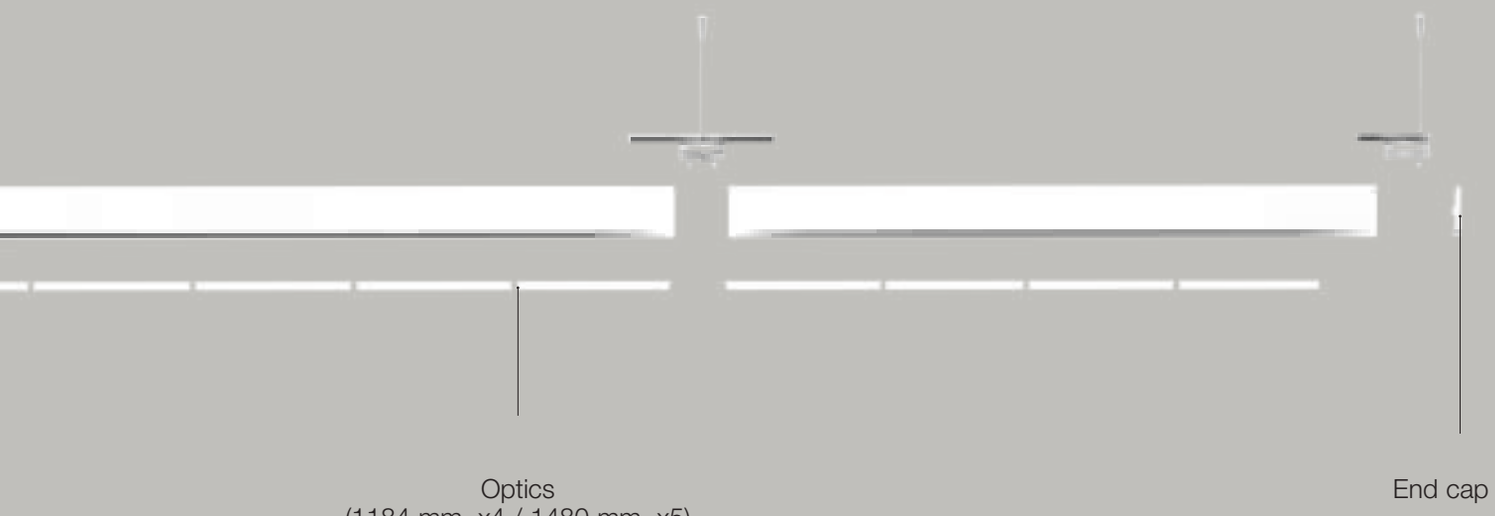
Optics
(1184 mm, x4 / 1480 mm, x5)
End cap

AMCO Office, Milan, Italy, Project by CMR Project, Ph. Andrea Martiradonna

A.39 CONTROLLED EMISSION - SUSPENSION, CEILING

White	Black	Silver
01	04	05

Screens supplied separately.

APP interface supplied separately.
The APP driver can not be controlled by DALI dimming system and viceversa.

MacAdam 3SDCM
Life L70 (17k) 102000h
CRI = 90
* Driver uses 1 DALI address
** Driver uses 2 DALI addresses

IP20

Suspension, ceiling direct emission				Undimmable	Dimmable DALI*
Length	W	Flux[1]	CCT	Code	Code
1184 mm	34W	2088 lm	3000K	**AT135.** 01/04/05	**AT134.** 01/04/05
			4000K	**AT137.** 01/04/05	**AT136.** 01/04/05
1482 mm	42W	2610 lm	3000K	**AT145.** 01/04/05	**AT144.** 01/04/05
			4000K	**AT147.** 01/04/05	**AT146.** 01/04/05
2368 mm	66W	4176 lm	3000K	**AT155.** 01/04/05	**AT154.** 01/04/05
			4000K	**AT157.** 01/04/05	**AT156.** 01/04/05
2960 mm	82W	5220 lm	3000K	**AT185.** 01/04/05	**AT184.** 01/04/05
			4000K	**AT187.** 01/04/05	**AT186.** 01/04/05



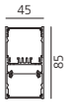

Suspension direct + indirect emission				Undimmable	Dimmable DALI
Length	W	Flux[1]	CCT	Code	Code
1184 mm	34W direct 23W indirect	2088 lm direct 3126 lm indirect	3000K	**AT195.** 01/04/05	***AT194.**01/04/05
			4000K	**AT197.** 01/04/05	***AT196.**01/04/05
1482 mm	42W direct 31W indirect	2610 lm direct 4167 lm indirect	3000K	**AT225.** 01/04/05	***AT224.**01/04/05
			4000K	**AT227.** 01/04/05	***AT226.**01/04/05
2368 mm	66W direct 50W indirect	4176 lm direct 6251 lm indirect	3000K	**AT235.** 01/04/05	****AT234.**01/04/05
			4000K	**AT237.** 01/04/05	****AT236.**01/04/05
2960 mm	82W direct 67W indirect	5220 lm direct 8335 lm indirect	3000K	**AT245.** 01/04/05	****AT244.**01/04/05
			4000K	**AT247.** 01/04/05	****AT246.**01/04/05



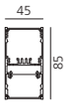

Optic		
Length	Code	
1184 mm (4 pcs)	**M186700**	
1480 mm (5 pcs)	**AT09900**	

Length	Screen quantity to order
1184 mm	**1** M186700
1482 mm	**1** AT09900
2368 mm	**2** M186700
2960 mm	**2** AT09900

Angle elements (not lit)		
		Code
90° suspension corner (on same plane) L = 57 x 57 mm	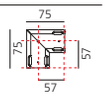	**AT310.** 01/04/05

Accessories for suspension version		Accessories for ceiling version	
	Code		Code
Undimmable Feeding kit including 2 suspension cables h 2000 mm (3 poles)	**AT10400**	End cap kit (2 pcs)	**AT098.** 01/04/05
Dimmable or APP Feeding kit including 2 suspension cables h 2000 mm (5 poles)	**AT10500** **AT10500APP**	Ceiling bracket and mechanical joint	**AT09501**
Mechanical joint including 1 suspension cable	**AT09500**	End ceiling bracket (2 pcs)	**AT09502**
End cap kit 2x	**AT098.** 01/04/05	BLL interface for APP with antenna Up to 40 addresses	**DV1054APP**

[1] Direct luminous flux: measured using white louvres.
With black louvres -10% output flux.

IBM Studios, Milan, Italy, Project by COIMA IMAGE, Milan, Ph. Francesca Iovene

A.39 Refractive emission

REFRACTIVE TECHNOLOGY
High power & performance

Extreme Efficiency
more than 90%

High Efficacy
up to 154 lm/W

Extreme glare control
UGR<16

CRI = 90

Good uniformity

A.39 Refractive emission is also WHITE INTEGRALIS (see pag. 734)

PATENT OF INVENTION: OPTICS



A.39 Sharp refractive emission - black louvres
1184 mm - direct only
Installation h 3200 mm - Desk h 750 mm
Isolines (lx) on a desk 1600 x 800 mm



A.39 Sharp refractive emission - white louvres
1184 mm - direct only
Installation h 3200 mm - Desk h 750 mm
Isolines (lx) on a desk 1600 x 800 mm

A.39 Microrefractive emission

MICROREFRACTIVE TECHNOLOGY
High performance

Extreme Efficiency
more than 90%

Extreme Efficacy
up to 164 lm/W

High Glare Control
UGR<19

CRI = 90

High uniformity
no multi-shadows

PATENT OF INVENTION: OPTICS

A.39 Sharp microrefractive emission
black louvres
1184 mm - direct only
Installation h 2400 mm - Desk h 750 mm
Isolines (lx) on a desk 1600 x 800 mm

A.39 Sharp microrefractive emission
white louvres
1184 mm - direct only
Installation h 2400 mm - Desk h 750 mm
Isolines (lx) on a desk 1600 x 800 mm

CEILING

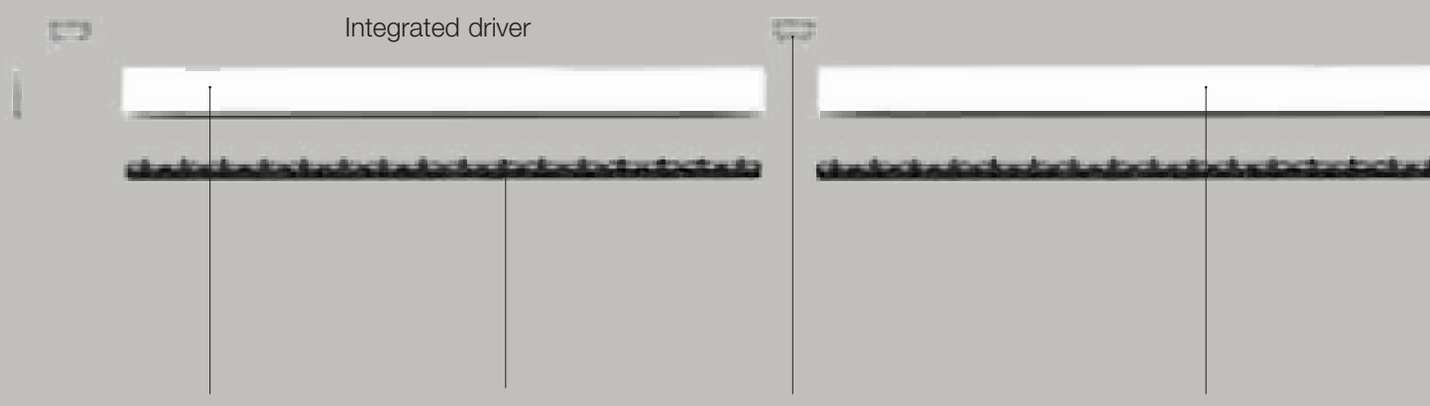

A.39 refractive emission ceiling, suspension

SUSPENSION

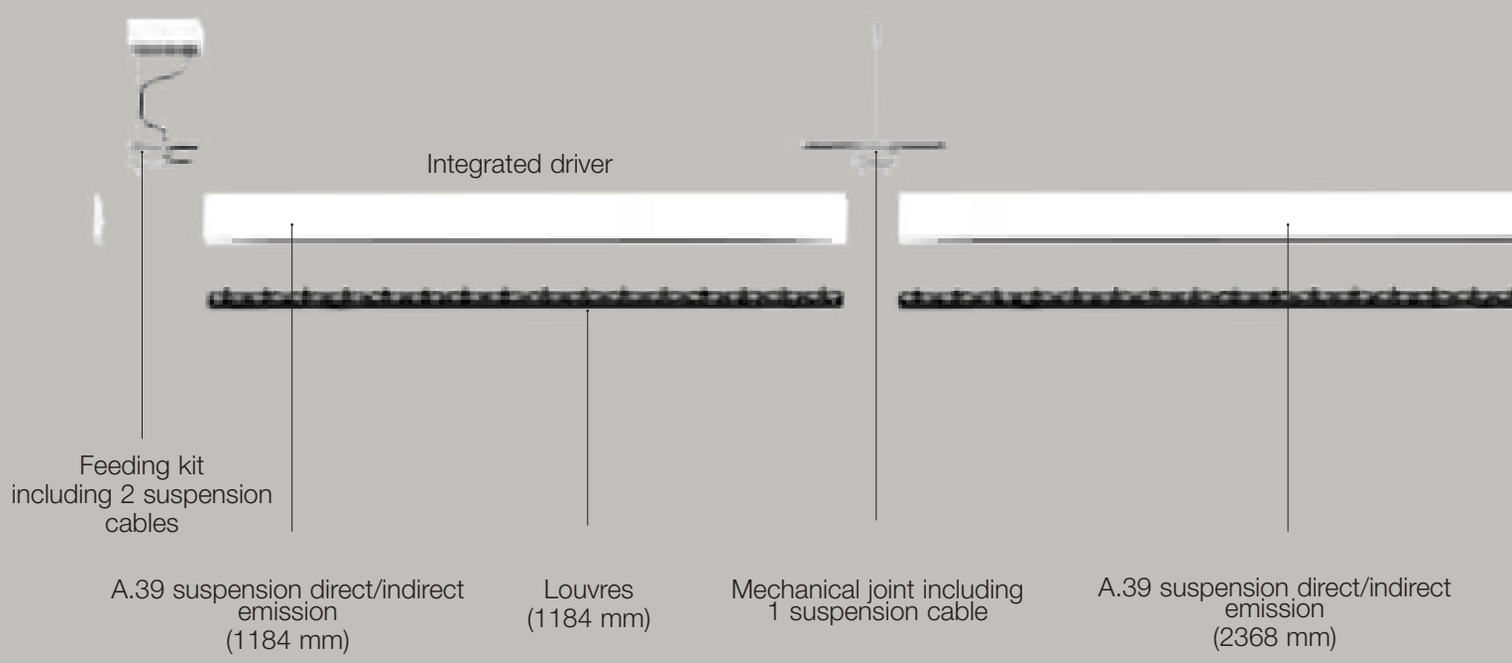

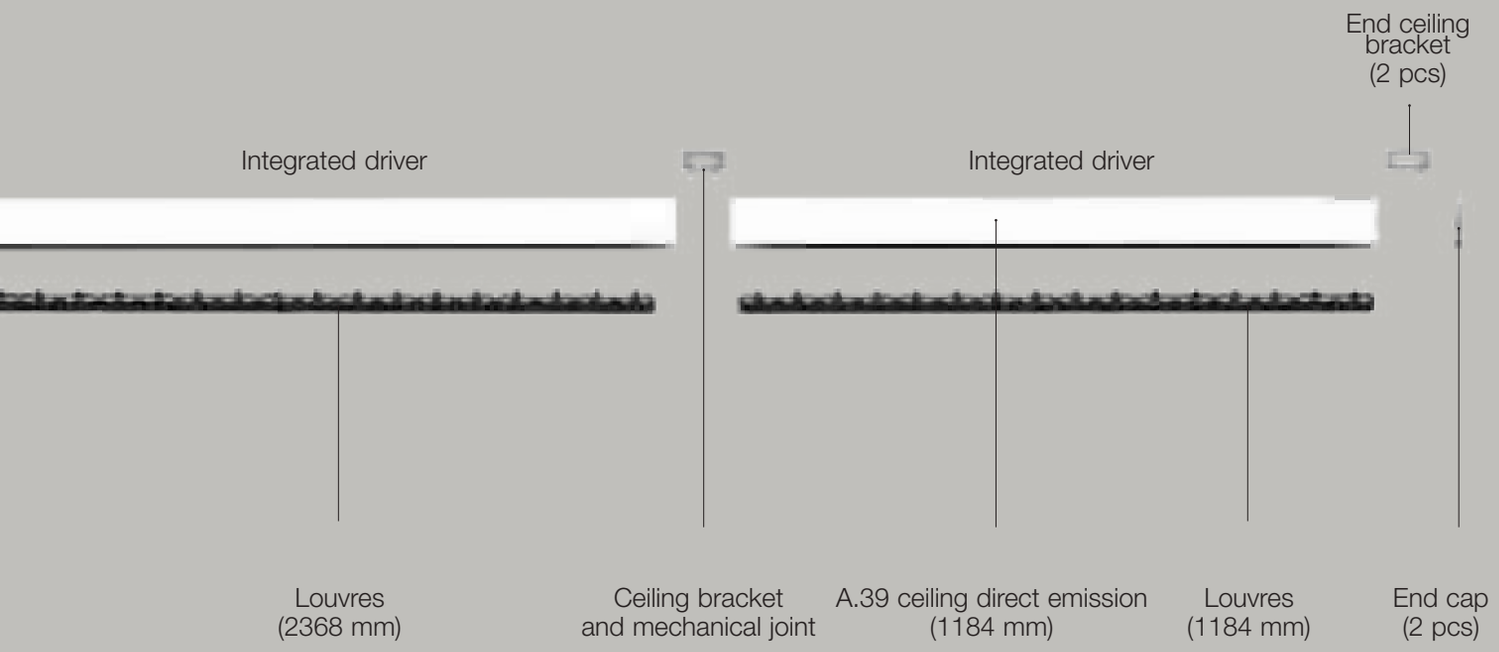
End ceiling bracket (2 pcs)
Integrated driver
Integrated driver
Louvres (2368 mm)
Ceiling bracket and mechanical joint
A.39 ceiling direct emission (1184 mm)
Louvres (1184 mm)
End cap (2 pcs)

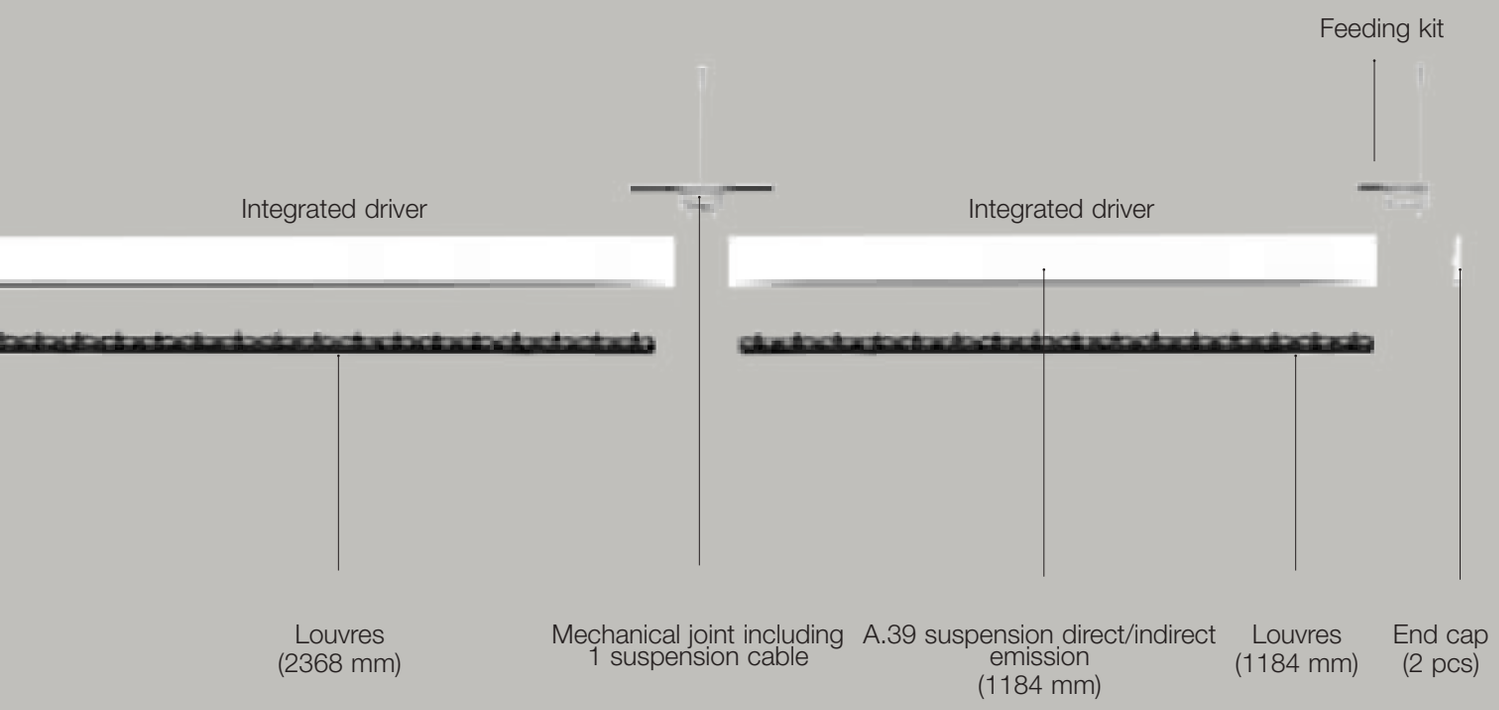
Feeding kit
Integrated driver
Integrated driver
Louvres (2368 mm)
Mechanical joint including 1 suspension cable
A.39 suspension direct/indirect emission (1184 mm)
Louvres (1184 mm)
End cap (2 pcs)

Associazione Italiana Sommelier, Milan, Italy, Ph. Omar Sartot

A.39 REFRACTIVE EMISSION

White	Black	Silver	WF
01	04	05	

Louvres supplied separately.

Optional Artemide App interface supplied separately.
The App driver can not be controlled by DALI dimming system and viceversa.

MacAdam 3SDCM
Life L70 (8K) 50000h
CRI = 90

IP20

* Driver uses 1 DALI address
** Driver uses 2 DALI addresses
***Driver uses 3 DALI addresses

Suspension, ceiling direct emission

Length	W	Beam	Flux[1]	CCT	Undimmable Code	Dimmable DALI Code
1184 mm	35W	WF	5044 lm	3000K	**BZ010.** 01/04/05	**BZ022.** 01/04/05 *
			5311 lm	4000K	**BZ011.** 01/04/05	**BZ023.** 01/04/05 *
1482 mm	43W	WF	6305 lm	3000K	**BZ013.** 01/04/05	**BZ025.** 01/04/05 *
			6638 lm	4000K	**BZ014.** 01/04/05	**BZ026.** 01/04/05 *
2368 mm	70W	WF	10088 lm	3000K	**BZ016.** 01/04/05	**BZ028.** 01/04/05 **
			10621 lm	4000K	**BZ017.** 01/04/05	**BZ029.** 01/04/05 **
2960 mm	86W	WF	12610 lm	3000K	**BZ019.** 01/04/05	**BZ031.** 01/04/05 **
			13276 lm	4000K	**BZ020.** 01/04/05	**BZ032.** 01/04/05 **



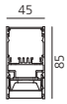

Suspension direct + indirect emission

Length	W	Beam	Flux[1]	CCT	Undimmable Code	Dimmable DALI Code
1184 mm	35W direct 23W indirect	WF	5044 lm direct 3075 lm indirect	3000K	**BZ034.** 01/04/05	**BZ046.** 01/04/05 **
			5311 lm direct 3075 lm indirect	4000K	**BZ035.** 01/04/05	**BZ047.** 01/04/05 **
1482 mm	43W direct 31W indirect	WF	6305 lm direct 4100 lm indirect	3000K	**BZ037.** 01/04/05	**BZ049.** 01/04/05 **
			6638 lm direct 4100 lm indirect	4000K	**BZ038.** 01/04/05	**BZ050.** 01/04/05 **
2368 mm	70W direct 50W indirect	WF	10088 lm direct 6150 lm indirect	3000K	**BZ040.** 01/04/05	**BZ052.** 01/04/05 ***
			10621 lm direct 6150 lm indirect	4000K	**BZ041.** 01/04/05	**BZ053.** 01/04/05 ***
2960 mm	86W direct 67W indirect	WF	12610 lm direct 8200 lm indirect	3000K	**BZ043.** 01/04/05	**BZ055.** 01/04/05 ***
			13276 lm direct 8200 lm indirect	4000K	**BZ044.** 01/04/05	**BZ056.** 01/04/05 ***



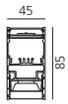

Louvres

Length	Code
1184 mm (x8)	**BZ059.** 01/04
1482 mm (x10)	**BZ060.** 01/04
2368 mm (x16)	**BZ061.** 01/04
2960 mm (x20)	**BZ062.** 01/04

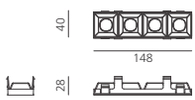

Angle element (not lit)

90° suspension/ceiling corner
(on same plane)
L = 57 x 57 mm

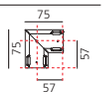

Code
BH350. 01/04/05

Corner cover (not lit)

90° corner covers
L = 57 x 57 mm

Code
BZ070. 01/04

Accessories for suspension version

	Code
Undimmable Feeding kit including 2 suspension cables h 2000 mm (3 poles)	**AT10400**
Dimmable or APP Feeding kit including 2 suspension cables h 2000 mm (5 poles)	**AT10500** **AT10500APP** (Up to 40 addresses)
Mechanical joint including 1 suspension cable	**AT09500**
End cap kit (2 pcs)	**BZ058.** 01/04/05

Accessories for ceiling version

	Code
End cap kit (2 pcs)	**BZ058.** 01/04/05
Ceiling bracket and mechanical joint	**AT09501**
End ceiling bracket (2 pcs)	**AT09502**
BLL - DALI interface for Artemide App (with antenna, can be used to control with Artemide App up to 40 DALI drivers)	**DV1054APP**

[1] Direct luminous flux: measured using white louvres.
With black louvres -10% output flux.

CEILING

A.39 microrefractive emission ceiling, suspension

SUSPENSION

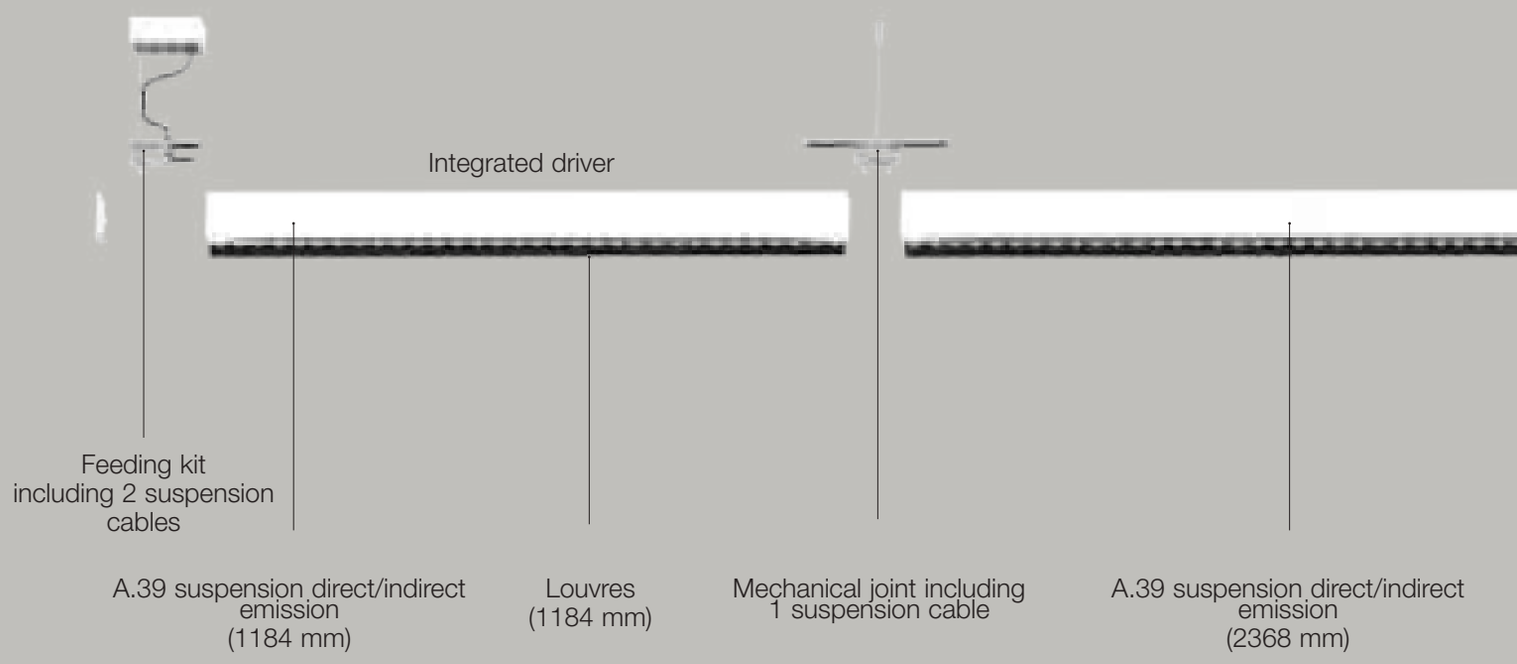

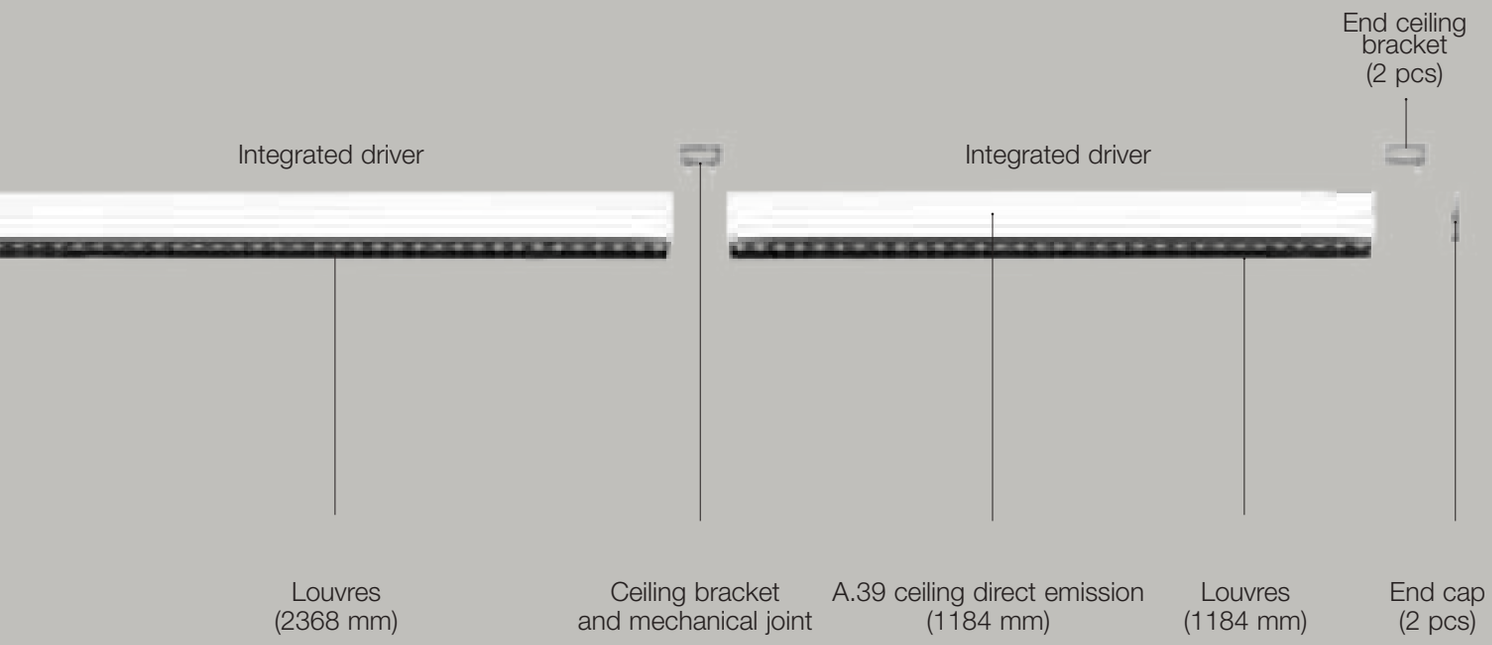
End ceiling bracket (2 pcs)
Integrated driver
Integrated driver
Louvres (2368 mm)
Ceiling bracket and mechanical joint
A.39 ceiling direct emission (1184 mm)
Louvres (1184 mm)
End cap (2 pcs)

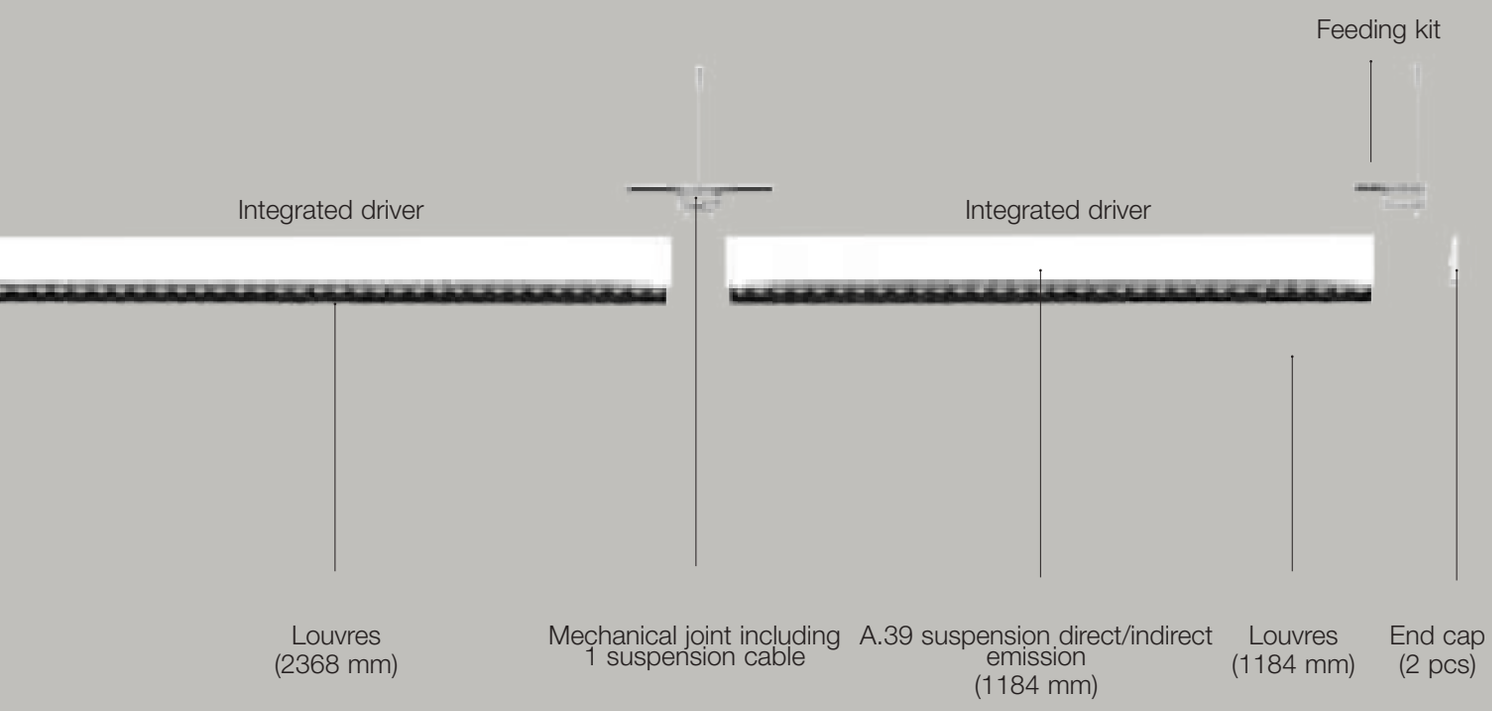
Feeding kit
Integrated driver
Integrated driver
Louvres (2368 mm)
Mechanical joint including 1 suspension cable
A.39 suspension direct/indirect emission (1184 mm)
Louvres (1184 mm)
End cap (2 pcs)

A.39 MICROREFRACTIVE EMISSION

White + White Louvre	Black + Black Louvre	Silver + Black Louvre	White + Black Louvre	XF
01	**04**	**05**	**41**	**64°**

Louvres included.

Optional Artemide App interface supplied separately.
The App interface can not be controlled by DALI dimming system and viceversa.

MacAdam 3SDCM
Life L70 (12k) 102000h
CRI = 90

IP20

* Driver uses 1 DALI address
** Driver ses 2 DALI addresses

Suspension / Ceiling direct emission				**Dimmable DALI**
Length	W	Flux[1]	CCT	Code
1184 mm	19W	3154 lm	3000K	**CM1001.** 01/04/05/41 *
			4000K	**CM1011.** 01/04/05/41 *
1482 mm	24W	3943 lm	3000K	**CM2001.** 01/04/05/41 *
			4000K	**CM2011.** 01/04/05/41 *
2368 mm	38W	6309 lm	3000K	**CM4001.** 01/04/05/41 *
			4000K	**CM4011.** 01/04/05/41 *
2960 mm	47W	7886 lm	3000K	**CM5001.** 01/04/05/41 *
			4000K	**CM5011.** 01/04/05/41 *

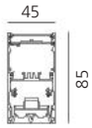

Suspension direct + indirect emission				**Dimmable DALI**
Length	W	Flux[1]	CCT	Code
1184 mm	19W direct 17W indirect	3154 lm direct 2110 lm indirect	3000K	**CM1101.** 01/04/05/41 **
			4000K	**CM1111.** 01/04/05/41 **
1482 mm	24W direct 20W indirect	3943 lm direct 2814 lm indirect	3000K	**CM2101.** 01/04/05/41 **
			4000K	**CM2111.** 01/04/05/41 **
2368 mm	38W direct 30W indirect	6309 lm direct 4221 lm indirect	3000K	**CM4101.** 01/04/05/41 **
			4000K	**CM4111.** 01/04/05/41 **
2960 mm	47W direct 39W indirect	7886 lm direct 5627 lm indirect	3000K	**CM5101.** 01/04/05/41 **
			4000K	**CM5111.** 01/04/05/41 **

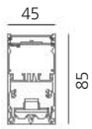

Angle element (not lit)		Code
90° suspension/ceiling corner (on same plane) L = 57 x 57 mm	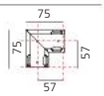	**AT310.** 01/04/05

Accessories for suspension version	Code
Undimmable Feeding kit including 2 suspension cables h 2000 mm (3 poles)	**AT10400**
Dimmable or APP Feeding kit including 2 suspension cables h 2000 mm (5 poles)	**AT10500** **AT10500APP** (Up to 40 addresses)
Mechanical joint including 1 suspension cable	**AT09500**
End cap kit (2 pcs)	**CM9900.** 01/04/05

Accessories for ceiling version	Code
End cap kit (2 pcs)	**CM9900.** 01/04/05
Ceiling bracket and mechanical joint	**AT09501**
End ceiling bracket (2 pcs)	**AT09502**
BLL - DALI interface for Artemide App (with antenna, can be used to control with Artemide App up to 40 DALI drivers)	**DV1054APP**

[1] Direct luminous flux: measured using white louvres.
With black louvres -10% output flux.

A.39 Refractive stand alone



A.39 REFRACTIVE EMISSION - SQUARE

White	Black	Silver	WF	Louvres supplied separately.	MacAdam 3SDCM Life L70 (8k) 50000h CRI = 90	IP20
01	04	05		Recessed version only lay-in on false ceiling visible structure.		

Square 600x600 recessed

W	Beam	Flux[1]	CCT	Undimmable Code	Dimmable DALI Code
28W	WF	3783 lm	3000K	**CD0000.** 01/04	**CD0001.** 01/04
		3983 lm	4000K	**CD0010.** 01/04	**CD0011.** 01/04



Frame for recessed version

	Code
Recessed frame for installation on plasterboard false ceiling	**M160600**

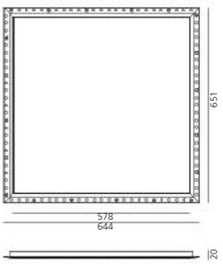

Square 600x600 ceiling

W	Beam	Flux[1]	CCT	Undimmable Code	Dimmable DALI Code
28W	WF	3783 lm	3000K	**CD1000.** 01/04	**CD1001.** 01/04
		3983 lm	4000K	**CD1010.** 01/04	**CD1011.** 01/04



A.39 refractive square is also WHITE and PURE INTEGRALIS (see pag. 736/738)

Louvres

	Code
A.39 Refractive emission Square 600x600 (x6)	**BZ063.** 01/04

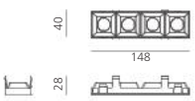

[1] Direct luminous flux: measured using white louvres.
With black louvres -10% output flux.

A.39 REFRACTIVE EMISSION - RECTANGULAR

White **01** | Black **04** | Silver **05**

WF

Louvres supplied separately.

Recessed version only lay-in
on false ceiling visible structure.

MacAdam 3SDCM
Life L70 (8k) 50000h
CRI = 90

IP20

Rectangular 1200x300 recessed				**Undimmable**	**Dimmable DALI**
W	Beam	Flux[1]	CCT	Code	Code
35W	WF	5044lm	3000K	**CD0100.** 01/04	**CD0101.** 01/04
		5311 lm	4000K	**CD0110.** 01/04	**CD0111.** 01/04

Frame for recessed version	
	Code
Recessed frame for installation on plasterboard false ceiling	**CD910000**



Rectangular 1200x300 ceiling				**Undimmable**	**Dimmable DALI**
W	Beam	Flux[1]	CCT	Code	Code
35W	WF	5044 lm	3000K	**CD1100.** 01/04	**CD1101.** 01/04
		5311 lm	4000K	**CD1110.** 01/04	**CD1111.** 01/04

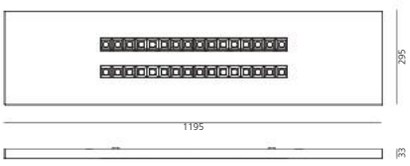

A.39 refractive rectangular is also WHITE INTEGRALIS (see pag. 736)

Louvres		
		Code
	A.39 Refractive emission Rectangular 1200x300 (x8)	**BZ059.** 01/04

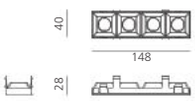

[1] Direct luminous flux: measured using white louvres.
With black louvres -10% output flux.

Adyen, Milan, Italy, Ph. Vito Corvasce

adyen

Alphabet of light system

BIG
2016

PATENT OF INVENTION: MECHANICAL AND ELECTRICAL CONNECTION
PATENT OF INVENTION: OPTICS

For further information on Alphabet of light
visit artemide.com

Accenture offices, New York, USA, Ph. Eric Laignel

Zogenix offices, Emerville, USA, Ph. Emily Hagopian

↳ 181

EPD
Environmental product declaration

EPD ITALY

EPDITALY0430
12/05/2023
www.epditaly.it

global geographic validity
in compliance with ISO 14025
and EN 50693:2019

certified codes: 2108010A, 2113010A, 2135010A
2267010APP, 2267010A, 1207000A, 1208000APP,
2154010A, 2158010A, 2250010A
+
through a dedicated LCA-TOOL all Alphabet of light
further stand alone codes and system compositions
can be certified

Perkins Eastman offices, Pittsburgh, USA, Ph. Andrew Rugge

Private villa, Schalksmühle, Germany, Project by Nehse & Gerstein Architekten; Hannover, Ph. Henrik Schipper Photography, Dortmund

Alphabet of light system configuration

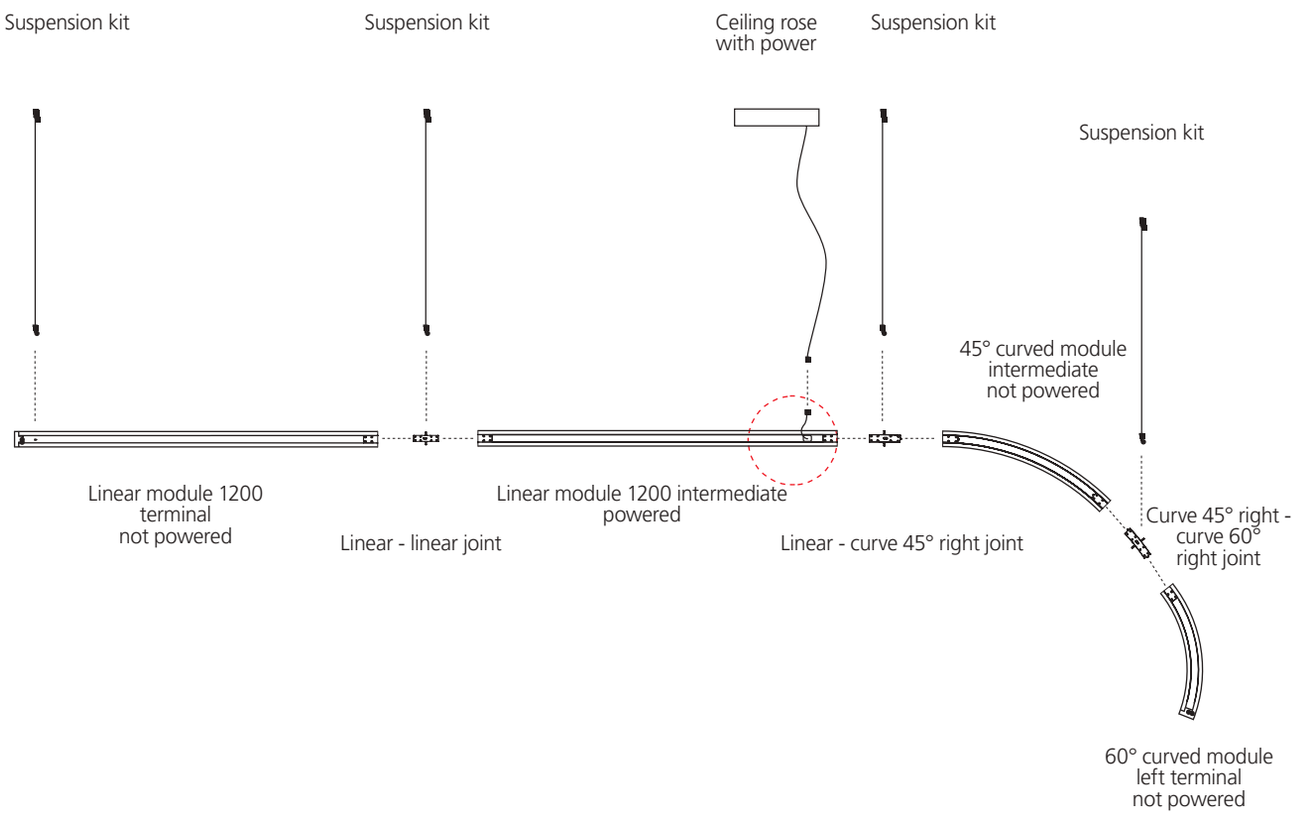

Materials: structure in anodized natural aluminum, tube in white diffusing PMMA.
Linear module are available in three lengths: L = 600 / 1200 / 1800 mm
Possibility to articulate the configuration on the horizontal plane with
60°, 45° and 22,5° curves, T and X joint and on the vertical plane.

Max 10 m for each power unit (10 m in one direction or X+Y = 10 m in both directions).
Dali / 1-10 / Push or Artemide APP dimmable power units, recessed or ceiling mounted.
All modules powered by same power unit will share the same dimming level.

Alphabet of light Configurator available
on artemide.com/en/configurator

Suspension modules

LINEAR MODULES

600 terminal (588 mm)



600 intermediate (588 mm)



1200 terminal (1180 mm)

1200 intermediate (1180 mm)

1800 terminal (1772 mm)

1800 intermediate (1772 mm)

VERTICAL MODULES*

90° Vertical UP

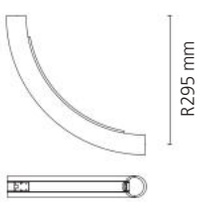

90° Vertical DOWN

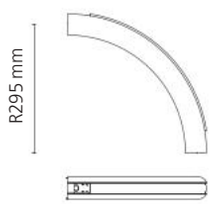

CONNECTION MODULES*

X Joint

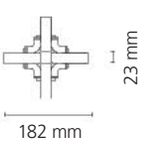

T Joint

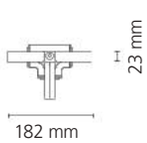

90° Joint

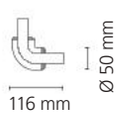

ALPHABET OF LIGHT - SYSTEM

Opal white

XF

*EDP compliance

EPDITALY0430
12/05/2023
www.epditaly.it

CRI = 90

IP20

SUSPENSION LINEAR MODULES

Length	W	V	Flux	CCT	Powered Code	Not powered Code
600 terminal	11W	24V	1133 lm	3000K	**2100010AHE**	**2101010AHE**
				3500K	**2100C10AHE**	**2101C10AHE**
600 intermediate	11W	24V	1133 lm	3000K		**2102010AHE**
				3500K		**2102C10AHE**
1200 terminal	21W	24V	2267 lm	3000K	**2104010AHE**	**2106010AHE**
				3500K	**2104C10AHE**	**2106C10AHE**
1200 intermediate	21W	24V	2267 lm	3000K	**2105010AHE**	**2107010AHE**
				3500K	**2105C10AHE**	**2107C10AHE**
1800 terminal	33W	24V	3400 lm	3000K	**2108010AHE***	**2110010AHE**
				3500K	**2108C10AHE**	**2110C10AHE**
1800 intermediate	33W	24V	3400 lm	3000K	**2109010AHE**	**2111010AHE**
				3500K	**2109C10AHE**	**2111C10AHE**

VERTICAL MODULES*

Length	W	V	Flux	CCT	Not powered Code
90° vertical UP	8W	24V	750 lm	3000K	**2124010AHE**
				3500K	**2124C10AHE**
90° vertical DOWN	8W	24V	722 lm	3000K	**2125010AHE**
				3500K	**2125C10AHE**

CONNECTION MODULES*

	W	V	Flux	CCT	Not powered Code
X Joint	3W	24V	253 lm	3000K	**2158010AHE***
				3500K	**2158C10AHE**
T Joint	2,5W	24V	211 lm	3000K	**2156010AHE**
				3500K	**2156C10AHE**
90° Joint	1,5W	24V	105 lm	3000K	**2154010AHE***
				3500K	**2154C10AHE**

* Vertical modules and connection modules can only be combined with linear modules.

Suspension modules

CURVED MODULES

22,5° terminal right

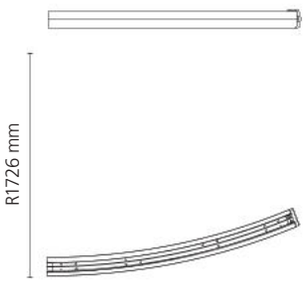

22,5° terminal left

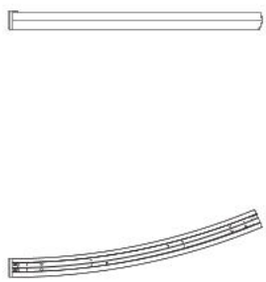

22,5° intermediate

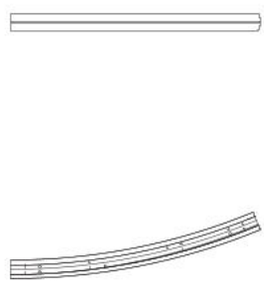

45° terminal right

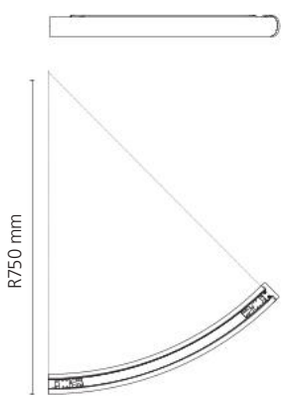

45° terminal left

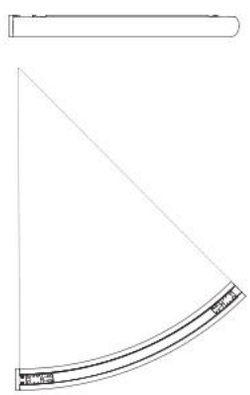

45° intermediate

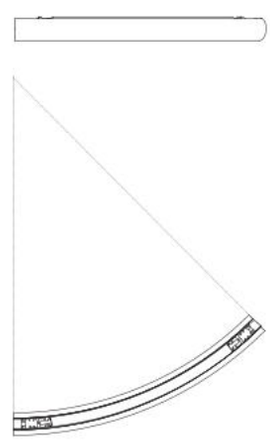

60° terminal right

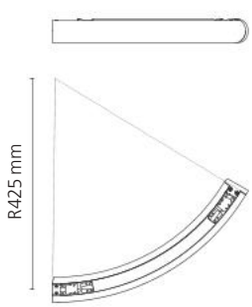

60° terminal left

60° intermediate

Opal white

XF

*EDP compliance
EPDITALY0430
12/05/2023
www.epditaly.it

MacAdam 3SDCM
Life L70 (10K) 60000h
CRI = 90

IP20

SUSPENSION CURVED MODULES

Length	W	V	Flux	CCT	Powered Code	Not powered Code
22,5° terminal left	11W	24V	1118 lm	3000K	**2602010AHE**	**2605010AHE**
				3500K	**2602C10AHE**	**2605C10AHE**
22,5° terminal right	11W	24V	1118 lm	3000K	**2601010AHE**	**2604010AHE**
				3500K	**2601C10AHE**	**2604C10AHE**
22,5° intermediate	11W	24V	1118 lm	3000K	**2600010AHE**	**2603010AHE**
				3500K	**2600C10AHE**	**2603C10AHE**
45° terminal left	11W	24V	1118 lm	3000K	**2112010AHE**	**2115010AHE**
				3500K	**2112C10AHE**	**2115C10AHE**
45° terminal right	11W	24V	1118 lm	3000K	**2113010AHE***	**2116010AHE**
				3500K	**2113C10AHE**	**2116C10AHE**
45° intermediate	11W	24V	1118 lm	3000K	**2114010AHE**	**2117010AHE**
				3500K	**2114C10AHE**	**2117C10AHE**
60° terminal left	8W	24V	815 lm	3000K	**2118010AHE**	**2121010AHE**
				3500K	**2118C10AHE**	**2121C10AHE**
60° terminal right	8W	24V	815 lm	3000K	**2119010AHE**	**2122010AHE**
				3500K	**2119C10AHE**	**2122C10AHE**
60° intermediate	8W	24V	815 lm	3000K	**2120010AHE**	**2123010AHE**
				3500K	**2120C10AHE**	**2123C10AHE**

Suspension accessories	Code
Suspension kit L = 1,5 m	**2266010A**
Suspension kit L = 4 m	**2273010A**
*extension feeding cable L = 1,25 m	**2274010A**
*extension feeding cable L = 2,5 m	**2275010A**

*The total maximum length of the feeding cable is 4,00 m (either for ceiling mounted or remote power units).
Overpassing this value could affect uniformity of light emission.

Suspension power units	Code
DALI / Push ceiling power unit (175W, 220-240VAC, L = 306, W = 140, H = 44 mm)	**2267010A***
APP ceiling power unit (175W, 220-240VAC, L = 306, W = 140, H = 44 mm)	**2267010APP***
DALI / Push remote power unit box (175W, 220-240VAC, L = 306, W = 140, H = 44 mm)	**2272010A**
APP remote power unit box (175W, 220-240VAC, L = 306, W = 140, H = 44 mm)	**2272010APP**

Ø 160

Optional control devices - BLL wireless switch

Device for switching and controlling Artemide App products.
Max N.3 inputs for external push buttons.
Max 1 m distance.
Mains power supply required.
To be installed inside flush mounting boxes or junction boxes.

Code
DV1080APP

Wall/ceiling modules

LINEAR MODULES

600 terminal (588 mm)



600 intermediate (588 mm)



1200 terminal (1180 mm)

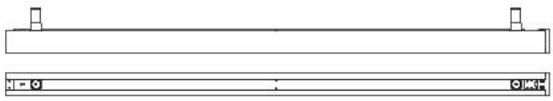

1200 intermediate (1180 mm)

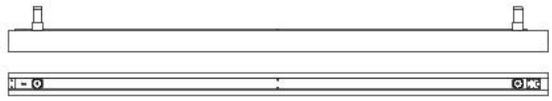

1800 terminal (1772 mm)

1800 intermediate (1772 mm)

VERTICAL MODULES*

90° Vertical UP

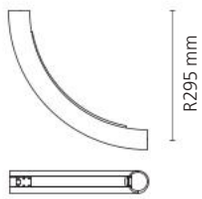

90° Vertical DOWN

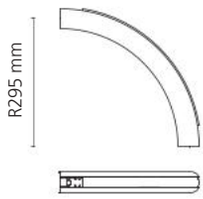

CONNECTION MODULES*

X Joint

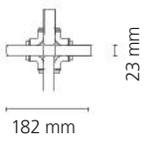

T Joint

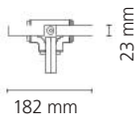

90° Joint

ALPHABET OF LIGHT - SYSTEM

Opal white

XF

*EDP compliance

EPDITALY0430
12/05/2023
www.epditaly.it

MacAdam 3SDCM
Life L70 (10K) 60000h
CRI = 90

IP20

WALL/CEILING LINEAR MODULES

Length	W	V	Flux	CCT	Powered Code	Semi-recessed powered Code	Not powered Code
600 terminal	11W	24V	1133 lm	3000K	**2130010AHE**	**2160010AHE**	**2131010AHE**
				3500K	**2130C10AHE**	**2160C10AHE**	**2131C10AHE**
600 intermediate	11W	24V	1133 lm	3000K			**2132010AHE**
				3500K			**2132C10AHE**
1200 terminal	21W	24V	2267 lm	3000K	**2134010AHE**	**2161010AHE**	**2136010AHE**
				3500K	**2134C10AHE**	**2161C10AHE**	**2136C10AHE**
1200 intermediate	21W	24V	2267 lm	3000K	**2135010AHE***	**2162010AHE**	**2137010AHE**
				3500K	**2135C10AHE**	**2162C10AHE**	**2137C10AHE**
1800 terminal	33W	24V	3400 lm	3000K	**2138010AHE**	**2163010AHE**	**2140010AHE**
				3500K	**2138C10AHE**	**2163C10AHE**	**2140C10AHE**
1800 intermediate	33W	24V	3400 lm	3000K	**2139010AHE**	**2164010AHE**	**2141010AHE**
				3500K	**2139C10AHE**	**2164C10AHE**	**2141C10AHE**

VERTICAL MODULES*

Length	W	V	Flux	CCT	Not powered Code
90° vertical UP	8W	24V	750 lm	3000K	**2124010AHE**
				3500K	**2124C10AHE**
90° vertical DOWN	8W	24V	722 lm	3000K	**2125010AHE**
				3500K	**2125C10AHE**

CONNECTION MODULES*

	W	V	Flux	CCT	Not powered Code
X Joint	3W	24V	253l m	3000K	**2159010AHE**
				3500K	**2159C10AHE**
T Joint	2,5W	24V	211 lm	3000K	**2157010AHE**
				3500K	**2157C10AHE**
90° Joint	1,5W	24V	105 lm	3000K	**2155010AHE**
				3500K	**2155C10AHE**

* Vertical modules and connection modules can only be combined with linear modules.

Wall/ceiling modules

CURVED MODULES

22,5° terminal right

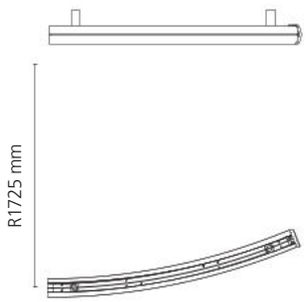

22,5° terminal left

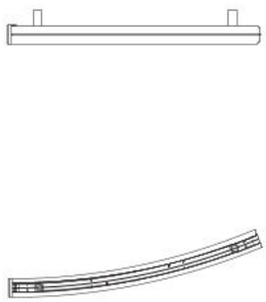

22,5° intermediate

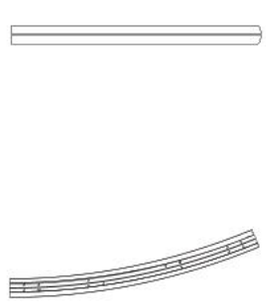

45° terminal right

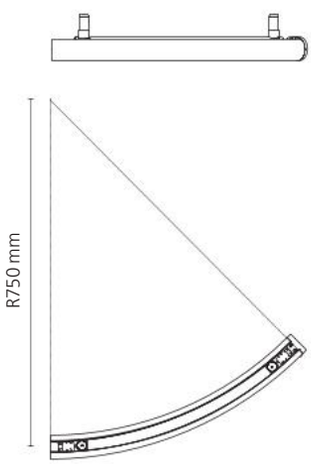

45° terminal left

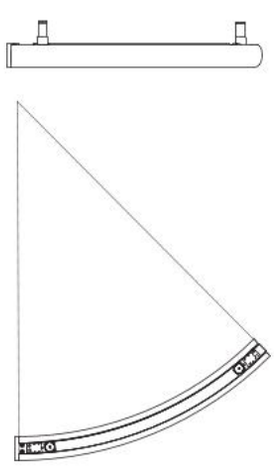

45° intermediate

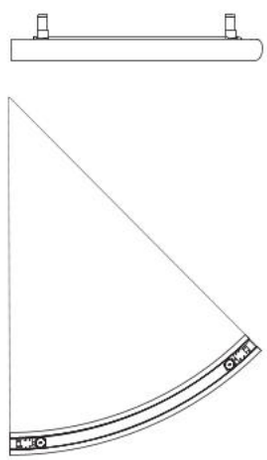

60° terminal right

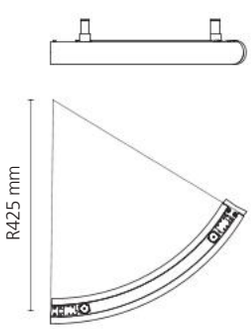

60° terminal left

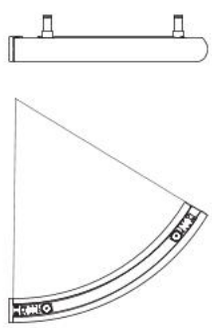

60° intermediate

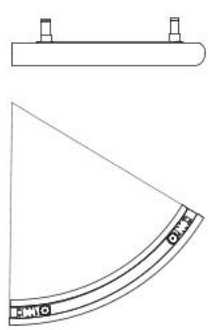

ALPHABET OF LIGHT - SYSTEM

Opal white

XF

MacAdam 3SDCM
Life L70 (10K) 60000h
CRI = 90

IP20

WALL/CEILING CURVED MODULES

Length	W	V	Flux	CCT	Powered Code	Semi-recessed powered Code	Not powered Code
22,5° terminal left	11W	24V	1118 lm	3000K	**2608010AHE**	**2627010AHE**	**2611010AHE**
				3500K	**2608C10AHE**	**2627C10AHE**	**2611C10AHE**
22,5° terminal right	11W	24V	1118 lm	3000K	**2607010AHE**	**2626010AHE**	**2610010AHE**
				3500K	**2607C10AHE**	**2626C10AHE**	**2610C10AHE**
22,5° intermediate	11W	24V	1118 lm	3000K	**2606010AHE**	**2625010AHE**	**2609010AHE**
				3500K	**2606C10AHE**	**2625C10AHE**	**2609C10AHE**
45° terminal left	11W	24V	1118 lm	3000K	**2142010AHE**	**2165010AHE**	**2145010AHE**
				3500K	**2142C10AHE**	**2165C10AHE**	**2145C10AHE**
45° terminal right	11W	24V	1118 lm	3000K	**2143010AHE**	**2166010AHE**	**2146010AHE**
				3500K	**2143C10AHE**	**2166C10AHE**	**2146C10AHE**
45° intermediate	11W	24V	1118 lm	3000K	**2144010AHE**	**2167010AHE**	**2147010AHE**
				3500K	**2144C10AHE**	**2167C10AHE**	**2147C10AHE**
60° terminal left	8W	24V	815 lm	3000K	**2148010AHE**	**2168010AHE**	**2151010AHE**
				3500K	**2148C10AHE**	**2168C10AHE**	**2151C10AHE**
60° terminal right	8W	24V	815 lm	3000K	**2149010AHE**	**2169010AHE**	**2152010AHE**
				3500K	**2149C10AHE**	**2169C10AHE**	**2152C10AHE**
60° intermediate	8W	24V	815 lm	3000K	**2150010AHE**	**2170010AHE**	**2153010AHE**
				3500K	**2150C10AHE**	**2170C10AHE**	**2153C10AHE**

Wall / Ceiling power units	Code	
DALI / Push ceiling power unit (175W, 220-240VAC, L = 306, W = 140, H = 44 mm)	**2268010A**	
APP ceiling power unit (175W, 220-240VAC, L = 306, W = 140, H = 44 mm)	**2268010APP**	
DALI / Push remote power unit box (175W, 220-240VAC, L = 306, W = 140, H = 44 mm)	**2271010A**	Ø 160
APP remote power unit box (175W, 220-240VAC, L = 306, W = 140, H = 44 mm)	**2271010APP**	

Optional control devices - BLL wireless switch

Device for switching and controlling Artemide App products.
Max N.3 inputs for external push buttons.
Max 1 m distance.
Mains power supply required.
To be installed inside flush mounting boxes or junction boxes.

Code
DV1080APP

Zogenix, Emeryville, USA, Ph. Emily Hagopian

Joints

ALPHABET OF LIGHT - SYSTEM

Opal white

XF

*EDP compliance

EPDITALY0430
12/05/2023
www.epditaly.it

IP20

JOINTS

Accessories		
Joint		Code
01	→ Linear - linear joint ← Linear - linear joint	**2250010A***
02	→ Linear - curve 45° right joint ← Curve 45° left - linear joint	**2251010A**
03	→ Linear - curve 45° left joint ← Curve 45° right - linear joint	**2252010A**
04a	→ 45° curve right - 45° curve right joint ← 45° curve left - 45° curve left joint	**2255010A**
04b	→ 45° curve left - 45° curve left joint ← 45° curve right - 45° curve right joint	
05	→ Linear - curve 60° right joint ← 60° curve left - linear joint	**2253010A**
06	→ Linear - curve 60° left joint ← 60° curve right - linear joint	**2254010A**
07a	→ 60° curve right - 60° curve right joint ← 60° curve left - 60° curve left joint	**2256010A**
07b	→ → 60° curve left - 60° curve left joint ← 60° curve right - 60° curve right joint	
08	→ 60° curve right - 45° curve left joint ← 45° curve right - 60° curve left joint	**2257010A**
09	→ 45° curve left - 45° curve right joint ← 45° curve left - 45° curve right joint	**2260010A**
10	→ 60° curve right - 60° curve left joint ← 60° curve right - 60° curve left joint	**2259010A**
11	→ 60° curve right - 45° curve right joint ← 45° curve left - 60° curve left joint	**2261010A**
12	→ 60° curve left - 45° curve left joint ← 45° curve right - 60° curve right joint	**2262010A**
13	→ 90° down - 90° up joint ← 90° up - 90° down joint	**2263010A**
14	→ Linear - 90° vertical up joint ← 90° vertical up joint - linear joint	**2264010A**
15	→ Linear - 90° vertical down joint ← 90° vertical down - linear joint	**2265010A**
16	→ 60° curve left - 45° curve right joint ← 45° curve left - 60° curve right joint	**2258010A**
17	→ 45° curve right - 45° curve left joint ← 45° curve right - 45° curve left joint	**2269010A**
18	→ 60° curve left - 60° curve right joint ← 60° curve right - 60° curve left joint	**2270010A**
19	→ 22° curve right - 22° curve right joint ← 22° curve left - 22° curve left joint	**2612010A**
20	→ Linear - curve 22° right joint ← Curve 22° left - linear joint	**2613010A**
21	→ Linear - curve 22° left joint ← Curve 22° right - linear joint	**2614010A**
22	→ 22° curve right - 22° curve left joint ← 22° curve right - 22° curve left joint	**2615010A**
23	→ 22° curve right - 60° curve right joint ← 60° curve left - 22° curve left joint	**2616010A**
24	→ 22° curve right - 60° curve left joint ← 60° curve right - 22° curve left joint	**2617010A**
25	→ 22° curve right - 45° curve right joint ← 45° curve left - 22° curve left joint	**2618010A**
26	→ 22° curve right - 45° curve left joint ← 45° curve right - 22° curve left joint	**2619010A**
27	→ 22° curve left - 60° curve right joint ← 60° curve left - 22° curve right joint	**2620010A**
28	→ 22° curve left - 60° curve left joint ← 60° curve right - 22° curve right joint	**2621010A**
29	→ 22° curve left - 45° curve right joint ← 45° curve left - 22° curve right joint	**2622010A**
30	→ 22° curve left - 45° curve left joint ← 45° curve right - 22° curve right joint	**2623010A**
31	→ 22° curve left - 22° curve right joint ← 22° curve left - 22° curve right joint	**2624010A**

→ left to right path
← right to left path

→left to right path
← right to left path

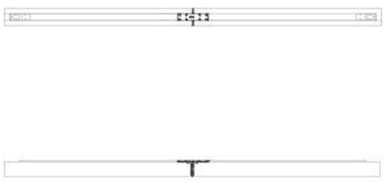

Code 2250010A_**JOINT 01**
→ LINEAR - LINEAR JOINT
← LINEAR - LINEAR JOINT

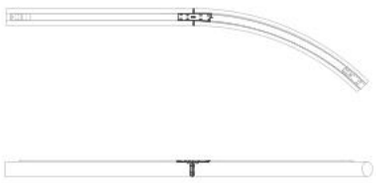

Code 2251010A_**JOINT 02**
→ LINEAR - CURVE 45° RIGHT JOINT
← CURVE 45° LEFT - LINEAR JOINT

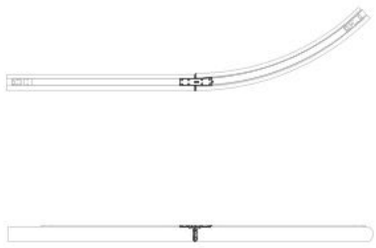

Code 2252010A_**JOINT 03**
→ LINEAR - CURVE 45° LEFT JOINT
← CURVE 45° RIGHT - LINEAR JOINT

Code 2255010A_**JOINT 04a**
→ 45° CURVE RIGHT - 45° CURVE RIGHT JOINT
← 45° CURVE LEFT - 45° CURVE LEFT JOINT

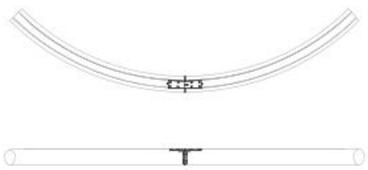

Code 2255010A_**JOINT 04b**
→ 45° CURVE LEFT - 45° CURVE LEFT JOINT
← 45° CURVE RIGHT - 45° CURVE RIGHT JOINT

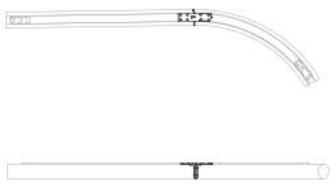

Code 2253010A_**JOINT 05**
→ LINEAR - CURVE 60° RIGHT JOINT
← 60° CURVE LEFT - LINEAR JOINT RIGHT

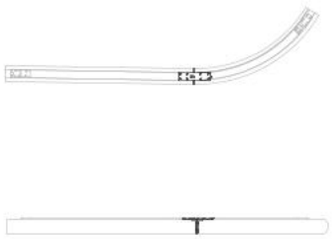

Code 2254010A_**JOINT 06**
→ LINEAR - CURVE 60° LEFT JOINT
← 60° CURVE RIGHT - LINEAR JOINT

Code 2256010A_**JOINT 07a**
→ 60° CURVE RIGHT - 60° CURVE RIGHT JOINT
← 60° CURVE LEFT - 60° CURVE LEFT JOINT

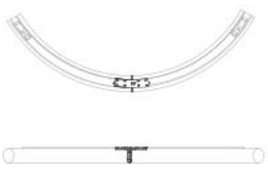

Code 2256010A_**JOINT 07b**
→ 60° CURVE LEFT - 60° CURVE LEFT JOINT
← 60° CURVE RIGHT - 60° CURVE RIGHT JOINT

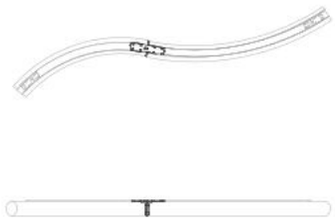

Code 2257010A_**JOINT 08**
→ 60° CURVE RIGHT - 45° CURVE LEFT JOINT
← 45° CURVE RIGHT - 60° CURVE LEFT JOINT

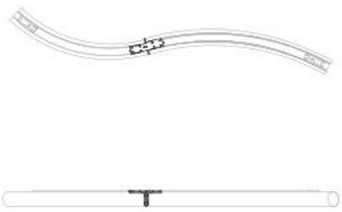

Code 2258010A_**JOINT 16**
→ 60° CURVE LEFT - 45° CURVE RIGHT JOINT
← 45° CURVE LEFT - 60° CURVE RIGHT JOINT

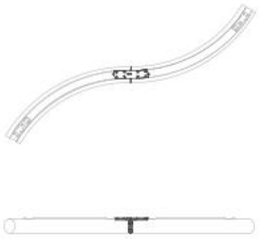

Code 2259010A_**JOINT 10**
→ 60° CURVE RIGHT - 60° CURVE LEFT JOINT
← 60° CURVE RIGHT - 60° CURVE LEFT JOINT

Code 2270010A_**JOINT 18**
→ 60° CURVE LEFT - 60° CURVE RIGHT JOINT
← 60° CURVE LEFT - 60° CURVE RIGHT JOINT

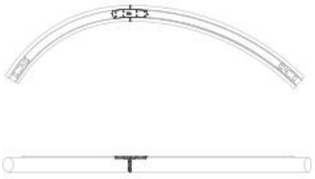

Code 2261010A_**JOINT 11**
→ 60° CURVE RIGHT - 45° CURVE RIGHT JOINT
← 45° CURVE LEFT - 60° CURVE LEFT JOINT

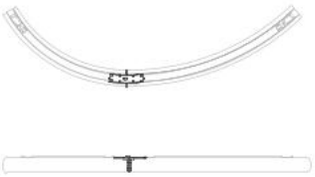

Code 2262010A_**JOINT 12**
→ 60° CURVE LEFT - 45° CURVE LEFT JOINT
←45° CURVE RIGHT - 60° CURVE RIGHT JOINT

Code 2263010A_**JOINT 13**
→ 90° VERTICAL DOWN - 90° VERTICAL UP JOINT
←90° VERTICAL UP - 90° VERTICAL DOWN JOINT

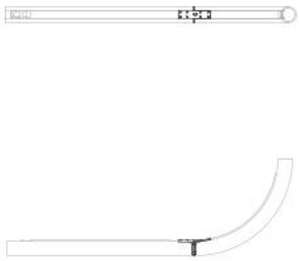

Code 2264010A_**JOINT 14**
→ LINEAR - 90° VERTICAL UP JOINT
← 90° VERTICAL UP - LINEAR JOINT

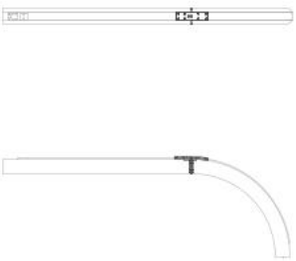

Code 2265010A_**JOINT 15**
→ LINEAR - 90° VERTICAL DOWN JOINT
← 90° VERTICAL DOWN - LINEAR JOINT

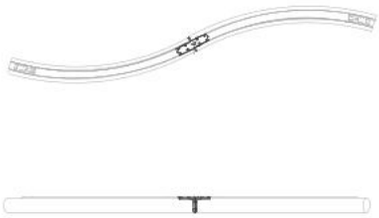

Code 2260010A_**JOINT 09**
→ 45° CURVE LEFT - 45° CURVE RIGHT JOINT
← 45° CURVE LEFT - 45° CURVE RIGHT JOINT

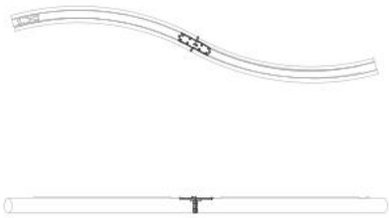

Code 2269010A_**JOINT 17**
→ 45° CURVE RIGHT - 45° CURVE LEFT JOINT
← 45° CURVE RIGHT - 45° CURVE LEFT JOINT

→left to right path
← right to left path

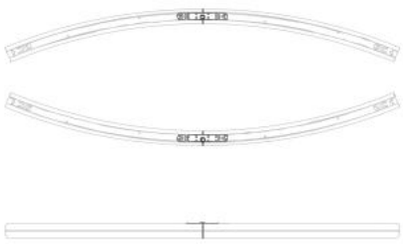

Code 2612010A_**JOINT 19**
→ 22° CURVE RIGHT - CURVE RIGHT JOINT
← 22° CURVE LEFT - CURVE LEFT JOINT

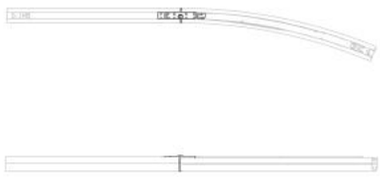

Code 2613010A_**JOINT 20**
→ LINEAR - 22° CURVE RIGHT JOINT
← 22° CURVE LEFT - LINEAR JOINT

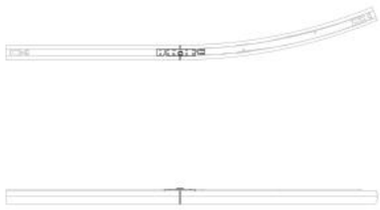

Code 2614010A_**JOINT 21**
→ LINEAR - 22° CURVE LEFT JOINT
← 22° CURVE RIGHT - LINEAR JOINT

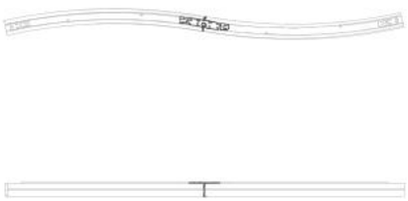

Code 2615010A_**JOINT 22**
→ 22° CURVE RIGHT - 22° CURVE LEFT JOINT
← 22° CURVE RIGHT - 22° CURVE LEFT JOINT

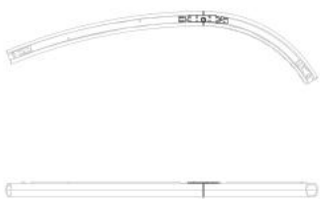

Code 2616010A_**JOINT 23**
→ 22° CURVE RIGHT - 60° CURVE RIGHT JOINT
← 60° CURVE LEFT - 22° CURVE LEFT JOINT

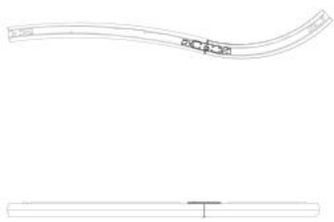

Code 2617010A_**JOINT 24**
→ 22° CURVE RIGHT - 60° CURVE LEFT JOINT
← 60° CURVE RIGHT - 22° CURVE LEFT JOINT

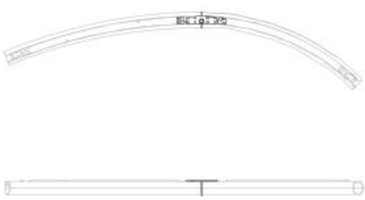

Code 2618010A_**JOINT 25**
→ 22° CURVE RIGHT - 45° CURVE RIGHT JOINT
← 45° CURVE LEFT - 22° CURVE LEFT JOINT

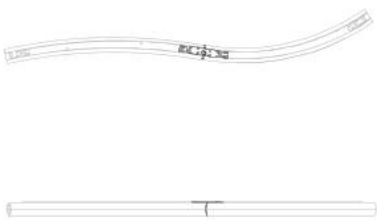

Code 2619010A_**JOINT 26**
→ 22° CURVE RIGHT - 45° CURVE LEFT JOINT
← 45° CURVE RIGHT - 22° CURVE LEFT JOINT

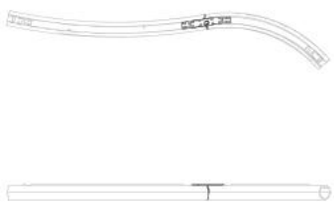

Code 2620010A_**JOINT 27**
→ 22° CURVE LEFT - 60° CURVE RIGHT JOINT
← 60° CURVE LEFT - 22° CURVE RIGHT JOINT

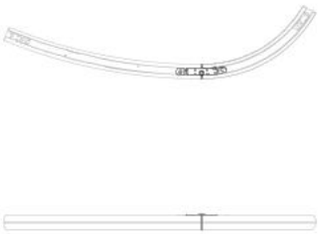

Code 2621010A_**JOINT 28**
→ 22° CURVE LEFT - 60° CURVE LEFT JOINT
← 60° CURVE RIGHT - 22° CURVE RIGHT JOINT

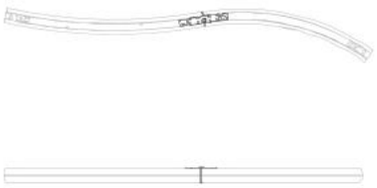

Code 2622010A_**JOINT 29**
→ 22° CURVE LEFT - 45° CURVE RIGHT JOINT
← 45° CURVE LEFT - 22° CURVE RIGHT JOINT

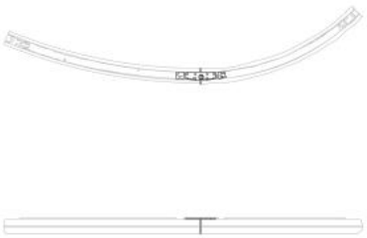

Code 2623010A_**JOINT 30**
→ 22° CURVE LEFT - 45° CURVE LEFT JOINT
← 45° CURVE RIGHT - 22° CURVE RIGHT JOINT

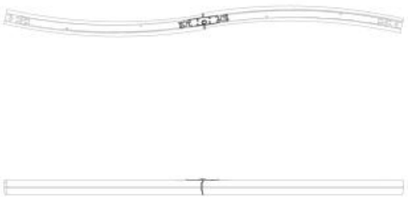

Code 2624010A_**JOINT 31**
→ 22° CURVE LEFT - 60° CURVE RIGHT JOINT
← 22° CURVE LEFT - 22° CURVE RIGHT JOINT

The Circle Offices, Santa Ponsa, Mallorca, Spain. Ph. Jesús Granada

Gople system

BIG - Bjarke Ingles Group
2020

ARTEMIDE
APP

For further information on Gople system
visit artemide.com

Complete system

Gople system is designed to allow double emission: it can have a track for direct spot emission and a diffused indirect light.

The different typology of Gople system modules can be combined with the maximum freedom.

The same diameter of Alphabet of light and Gople system allows to combine the two systems with mechanical continuity.

Gople system modules can be combined in line or allow the freedom to define any corner in the space with an electrical connection unconstrained by any mechanical joint.

Thanks to Artemide's experience in developing systems that are increasingly unhindered by the limitations of electrical connections, Gople track can extend for long sections with just a single point of electrical connection.

On Gople system each spot can be managed separately with Artemide App to define flexible and dynamic scenarios.

ALPHABET
OF LIGHT

24V

GOPLE SYSTEM
TRACK

48V



GOPLE SYSTEM
TRACK + INDIRECT EMISSION

48V

Professional performances

Gople spot

GOPLE SPOT 60

S 14°	F 21°	WF 28°
9W	9W	9W
557 lm*	598 lm*	542 lm*

GOPLE SPOT 80

S 15°	F 22°	WF 31°
23W	23W	23W
1767 lm*	1786 lm*	1854 lm*

GOPLE SPOT PENDANT 60



S 14°	F 21°	WF 28°
9W	9W	9W
557 lm*	598 lm*	542 lm*



GOPLE SPOT PENDANT 80



S 15°	F 22°	WF 31°
23W	23W	23W
1767 lm*	1786 lm*	1854 lm*

* 3000K values

Gople spot offers highly professional performance within the soft geometries that remind in reduced-scale the iconic Gople diffuser.

The spotlight comes in two sizes, corresponding to different power and flux levels, each with multiple beam angles.

Artemide's expertise in managing the different qualities of light is also expressed in the ability to personalise light emissions with custom solutions, selecting the parameters of colour rendering (Gamut index and Fidelity Index) and spectrum quality dedicated to specific display situations.

White **01** Black **04** XF

MacAdam 2SDCM
Life L70 (20K) 116750h
CRI = 80

IP20

LINEAR MODULES

Direct track 1180 mm

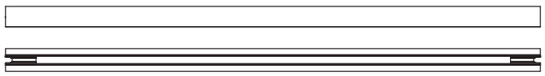

Direct track 1772 mm

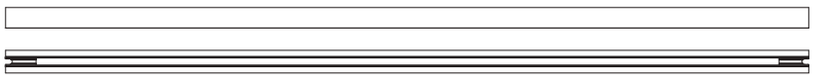

Direct track + indirect emission 1180 mm

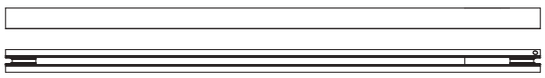

Direct track + indirect emission 1772 mm

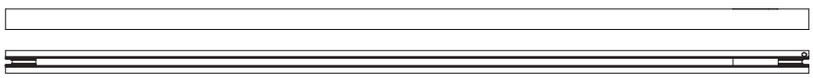

LINEAR DIRECT TRACK MODULES

Suspension/ceiling		
Length	V	Code
1180 mm	48V	**CB003.** 01/04
1772 mm	48V	**CB004.** 01/04

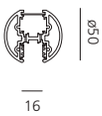

LINEAR DIRECT TRACK + INDIRECT EMISSION MODULES

Suspension					
Length	W	V	Flux	CCT	Code
1180 mm	16W indirect	48V	1420 lm indirect	3000K	**CB006.** 01/04
1772 mm	32W indirect	48V	2840 lm indirect	3000K	**CB007.** 01/04

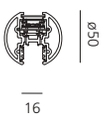

GOPLE SYSTEM - POWER SUPPLY KIT

White **01** Black **04**

The APP driver can not be controlled by DALI dimming system and viceversa

IP20

CEILING

Power supply kit	ND Code	DALI / PUSH / 0-10 Code	Artemide App Code
Ceiling Power supply kit (ND / DALI / PUSH / 0-10/ APP) 150W 400 x 110 x h 49 mm	**CB500.** 01/04	**CB501.** 01/04	**CB502.** 01/04
Ceiling Power supply kit (ND / DALI / PUSH / 0-10/ APP) 240W 400 x 110 x h 49 mm	**CB503.** 01/04	**CB504.** 01/04	**CB505.** 01/04

RECESSED

Power supply kit	ND Code	DALI / PUSH / 0-10 Code	Artemide App Code
Recessed Power supply kit (ND / DALI / PUSH / 0-10/ APP) 150W 396 x 178 x h 108 mm	**CB60001**	**CB60101**	**CB60201**
Recessed Power supply kit (ND / DALI / PUSH / 0-10/ APP) 240W 396 x 178 x h 108 mm	**CB60301**	**CB60401**	**CB60501**
Recessed Power supply kit (ND / DALI / PUSH / 0-10/ APP) 320W 396 x 178 x h 108 mm	**CB60601**	**CB60701**	**CB60801**

REMOTE

Power supply kit	DALI / PUSH / 0-10 Code	Artemide App Code
Remote power supply kit (DALI / PUSH / 0-10/APP) 240W 313 x 243 x h 57,5 mm	**CB70001**	**CB70101**
Remote power supply kit (DALI / PUSH / 0-10/APP) 320W 313 x 243 x h 57,5 mm	**CB70201**	**CB70301**

Optional control devices - BLL wireless switch	Code
Device for switching and controlling Artemide App products. Max N.3 inputs for external push buttons. Max 1 m distance. Mains power supply required. To be installed inside flush mounting boxes or junction boxes.	**DV1080APP**

Gople system configuration

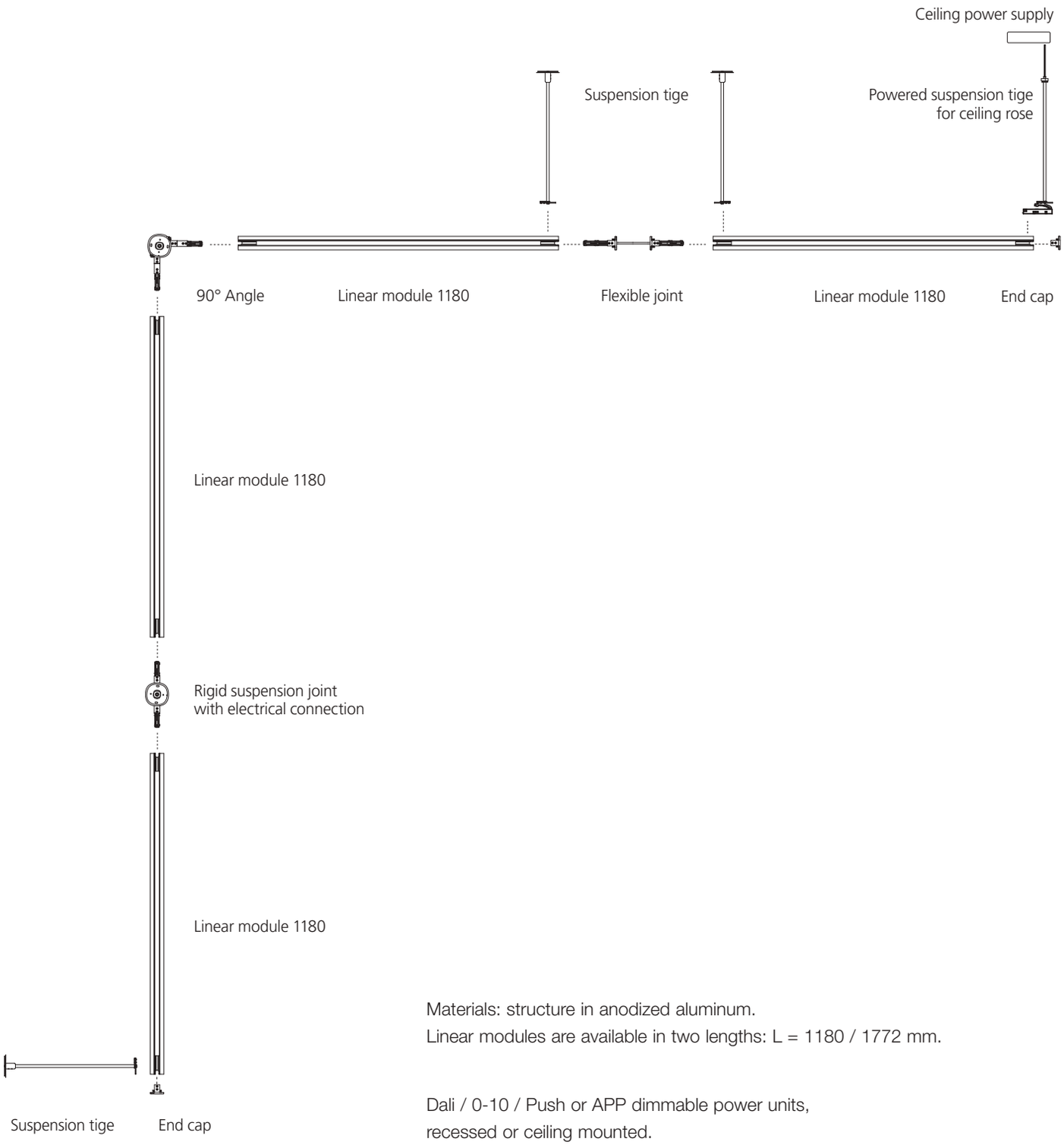

Materials: structure in anodized aluminum.
Linear modules are available in two lengths: L = 1180 / 1772 mm.

Dali / 0-10 / Push or APP dimmable power units,
recessed or ceiling mounted.

GOPLE SYSTEM - ACCESSORIES

White **01** Black **04**

IP20

Suspension/ceiling accessories		Code
	End cap	**CB30004**
	Flexible joint	**CB20704**
	Rigid suspension/ceiling joint with electrical connection	**CB208.** 01/04

Suspension accessories		Code
	Powered suspension tige for ceiling rose (L = 470 mm)	**CB100.** 01/04
	Powered suspension tige/ ceiling mounted for recessed and remote rose (L = 500 mm)	**CB102.** 01/04
	Suspension/ceiling tige	**CB103.** 01/04
	Powered suspension rigid joint for ceiling rose (L = 470 mm)	**CB209.** 01/04
	Powered suspension rigid joint for recessed and remote rose (L = 500 mm)	**CB212.** 01/04

Ceiling accessories		Code
	Ceiling tige with powered head	**CB101.** 01/04
	Powered ceiling tige/ ceiling mounted for recessed and remote rose	**CB112.** 01/04
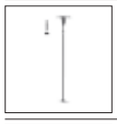	Suspension/ceiling tige (L = 50 mm)	**CB103.** 01/04
	Ceiling rigid joint with powered head	**CB211.** 01/04
	Powered ceiling rigid joint for recessed and remote rose	**CB213.** 01/04

GOPLE SYSTEM - 90° ANGLE

White **01**

Black **04**

IP20

SUSPENSION / CEILING JOINT

90° Angle
with electrical connection

Code
CB400. 01/04



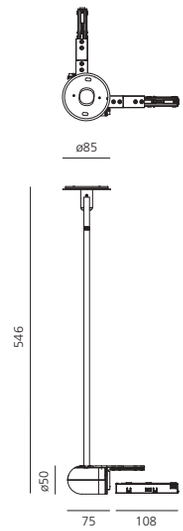

GOPLE SYSTEM + ALPHABET OF LIGHT 90° ANGLE
SUSPENSION / CEILING JOINT

90° Left angle
with rigid tige for suspension version and rigid tige for ceiling version

Code
CB401. 01/04



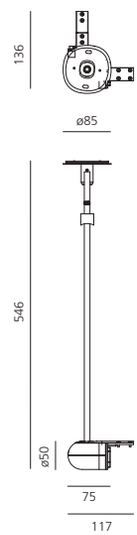

GOPLE SYSTEM + ALPHABET OF LIGHT 90° ANGLE
SUSPENSION / CEILING JOINT

90° Right angle
with rigid tige for suspension version and rigid tige for ceiling version

Code
CB402. 01/04



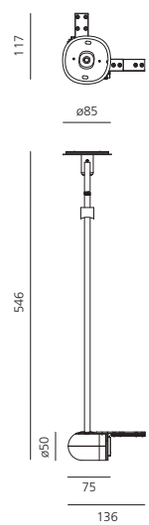

Gople spots

GOPLE SYSTEM - SPOT TRACK

White **01** | Black **04**

SP | FL | WF

Delivery time on demand
2700K - 4000K

MacAdam 3SDCM
*MacAdam 2SDCM
CRI = 90

IP20

360°

GOPLE 60 SPOT TRACK

W	V	Beam	Flux	CCT	Dimmable DALI Code
9W	48V	SP 14°	557 lm	2700K	**CA000.** 01/04
			557 lm	3000K	**CA010.** 01/04
			557 lm	4000K	**CA020.** 01/04
		*FL 21°	556 lm	2700K	**CA001.** 01/04
			598 lm	3000K	**CA011.** 01/04
			641 lm	4000K	**CA021.** 01/04
		*WF 28°	503 lm	2700K	**CA002.** 01/04
			542 lm	3000K	**CA012.** 01/04
			580 lm	4000K	**CA022.** 01/04

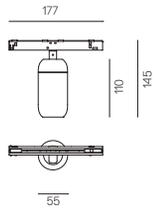

GOPLE 80 SPOT TRACK

W	V	Beam	Flux	CCT	Dimmable DALI Code
19W	48V	SP 15°	1739 lm	2700K	**CA100.** 01/04
			1837 lm	3000K	**CA110.** 01/04
			1986 lm	4000K	**CA120.** 01/04
		FL 22°	1779 lm	2700K	**CA101.** 01/04
			1879 lm	3000K	**CA111.** 01/04
			2031 lm	4000K	**CA121.** 01/04
		WF 31°	1845 lm	2700K	**CA102.** 01/04
			1949 lm	3000K	**CA112.** 01/04
			2107 lm	4000K	**CA122.** 01/04

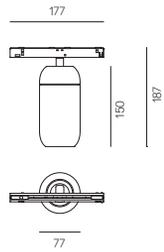

GOPLE 60 SPOT PENDANT TRACK

W	V	Beam	Flux	CCT	Dimmable DALI Code
9W	48V	SP 14°	557 lm	2700K	**CA200.** 01/04
			557 lm	3000K	**CA210.** 01/04
			557 lm	4000K	**CA220.** 01/04
		*FL 21°	556 lm	2700K	**CA201.** 01/04
			598 lm	3000K	**CA211.** 01/04
			641 lm	4000K	**CA221.** 01/04
		*WF 28°	503 lm	2700K	**CA202.** 01/04
			542 lm	3000K	**CA212.** 01/04
			580 lm	4000K	**CA222.** 01/04



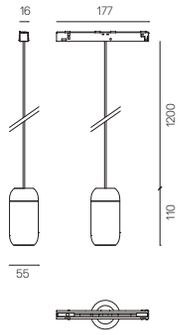

GOPLE 80 SPOT PENDANT TRACK

W	V	Beam	Flux	CCT	Dimmable DALI Code
19W	48V	SP 15°	1739 lm	2700K	**CA300.** 01/04
			1837 lm	3000K	**CA310.** 01/04
			1986 lm	4000K	**CA320.** 01/04
		FL 22°	1779 lm	2700K	**CA301.** 01/04
			1879 lm	3000K	**CA311.** 01/04
			2031 lm	4000K	**CA321.** 01/04
		WF 31°	1845 lm	2700K	**CA302.** 01/04
			1949 lm	3000K	**CA312.** 01/04
			2107 lm	4000K	**CA322.** 01/04

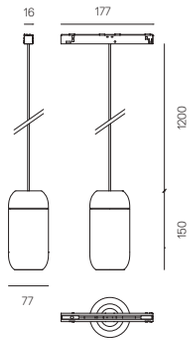

Alphabet of light & Gople system joints

ALPHABET OF LIGHT AND GOPLE SYSTEM - JOINTS

White **01**

Black **04**

IP20

JOINTS

		Code
01	→ Linear - linear joint	**CB200.** 01/04
02	→ Linear - curve 45° right joint	**CB201.** 01/04
03	→ Linear - curve 45° left joint	**CB202.** 01/04
04	→ Linear - curve 60° right joint	**CB203.** 01/04
05	→ Linear - curve 60° left joint	**CB204.** 01/04
06	→ Linear - curve up joint	**CB205.** 01/04
07	→ Linear - curve down joint	**CB206.** 01/04
08	→ Linear - curve 90° right joint	**CB307.** 01/04
09	→ Linear - curve 90° left joint	**CB306.** 01/04

Code CB200.01/04_**JOINT 1**
→ LINEAR - LINEAR JOINT

Code CB201.01/04_**JOINT 2**
→ LINEAR - CURVE 45° RIGHT JOINT

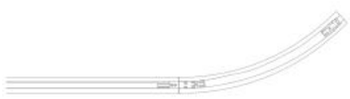

Code CB202.01/04_**JOINT 3**
→ LINEAR - CURVE 45° LEFT JOINT

Code CB203.01/04_**JOINT 4**
→ LINEAR - CURVE 60° RIGHT JOINT

Code CB204.01/04_**JOINT 5**
→ LINEAR - CURVE 60° LEFT JOINT



Code CB205.01/04_**JOINT 6**
→ LINEAR - CURVE UP JOINT

Code CB206.01/04_**JOINT 7**
→ LINEAR - CURVE DOWN JOINT

Code CB306.01/04_**JOINT 8**
→ LINEAR - CURVE 90° RIGHT JOINT

Code CB307.01/04_**JOINT 9**
→ LINEAR - CURVE 90° LEFT JOINT

Alphabet of light & Gople system configuration

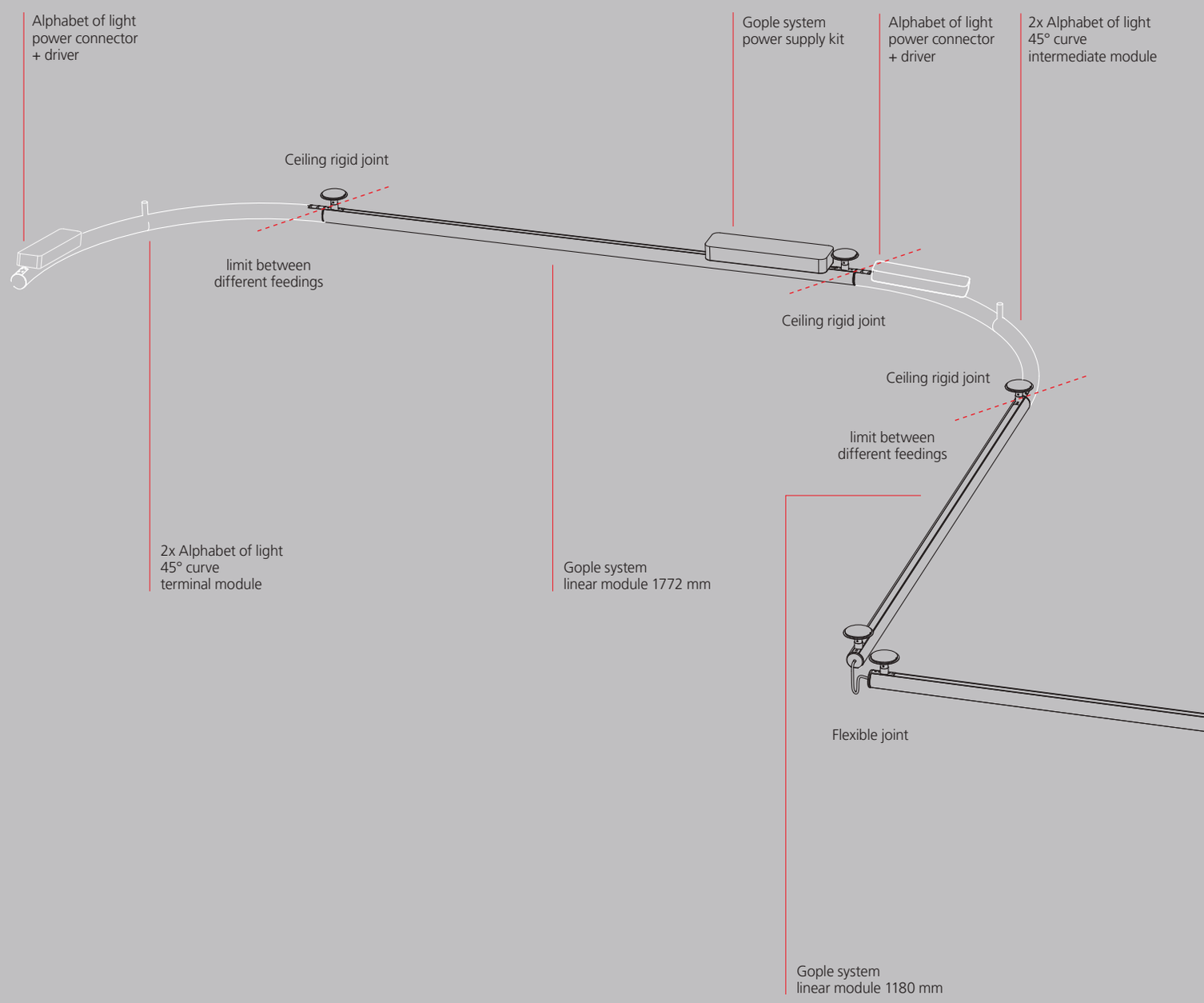

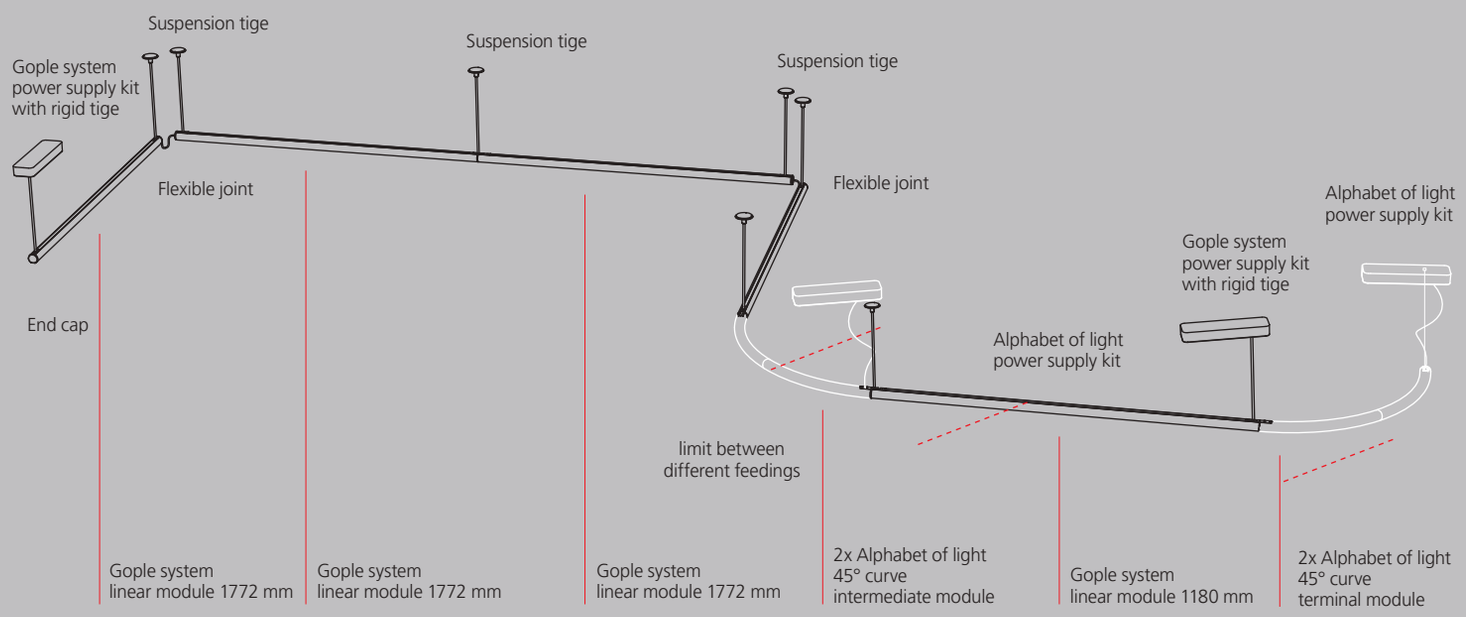
Suspension tige
Suspension tige
Suspension tige
Gople system
power supply kit
with rigid tige
Flexible joint
Flexible joint
Alphabet of light
power supply kit
Gople system
power supply kit
with rigid tige
End cap
Alphabet of light
power supply kit
limit between
different feedings
Gople system
linear module 1772 mm
Gople system
linear module 1772 mm
Gople system
linear module 1772 mm
2x Alphabet of light
45° curve
intermediate module
Gople system
linear module 1180 mm
2x Alphabet of light
45° curve
terminal module

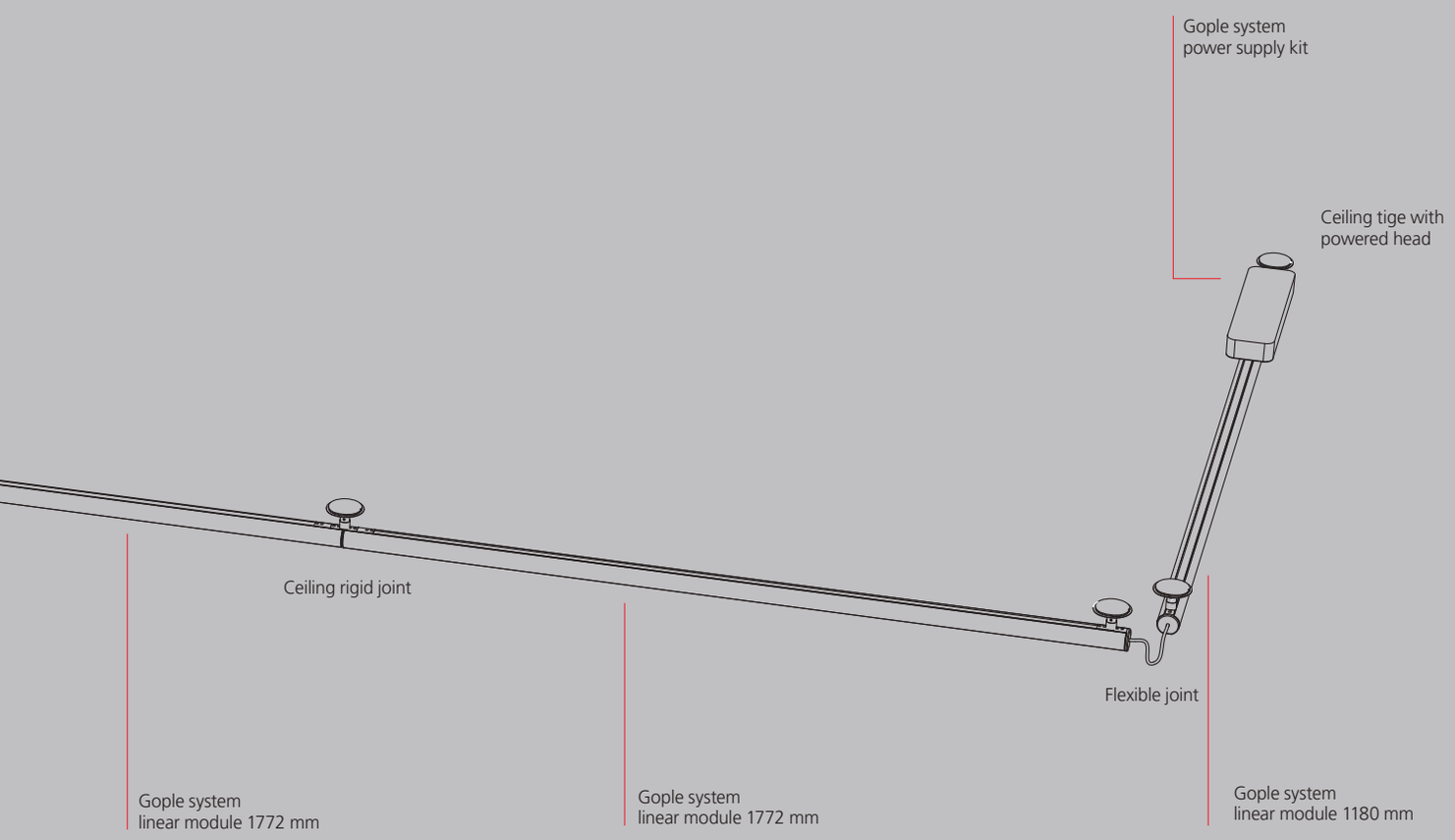
Gople system
power supply kit
Ceiling tige with
powered head
Ceiling rigid joint
Flexible joint
Gople system
linear module 1772 mm
Gople system
linear module 1772 mm
Gople system
linear module 1180 mm



Alphabet of light stand alone

Linear
Rectangular
Square
Circular

PATENT OF INVENTION: MECHANICAL AND ELECTRICAL CONNECTION
PATENT OF INVENTION: OPTICS

ARTEMIDE
APP

Offices, Milan, Italy, Ph. Federico Villa

Materials: structure in anodized natural aluminum,
tube in white diffusing PMMA
Linear modules are available in lengths: L = 1200 / 1800 / 2400 mm
Rectangualr modules are available in size: 1911 x 1321 mm
Square modules are available in size: 1321 / 1911 mm
Circular modules are available in diameters: ø tot 900 / 1550 / 3500 mm

ALPHABET OF LIGHT - LINEAR

Opal white

XF

*EDP compliance

EPDITALY0430
12/05/2023
www.epditaly.it

MacAdam 2SDCM
Life L80 (10K) 55000h
CRI = 90

IP20

WALL / CEILING

	W	Flux	CCT	DALI / PUSH Code	APP & PUSH Code
Linear 120	35W	3480 lm	3000K	**1304000A**	**1304000APP**
Linear 180	50W	5226 lm	3000K	**1305000A**	**1305000APP**
Linear 240	63W	6968 lm	3000K	**1308000A**	**1308000APP**

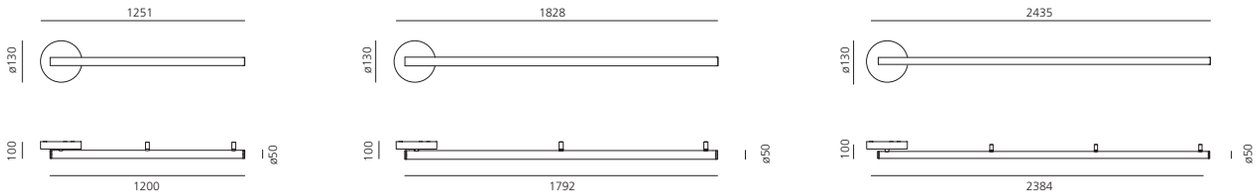

SUSPENSION

Linear	W	Flux	CCT	DALI / PUSH Code	APP / PUSH Code
Linear 120	26W	3484 lm	3000K	**1204000A**	**1204000APP**
Linear 180	39W	5226 lm	3000K	**1205000A**	**1205000APP**
Linear 240	52W	6968 lm	3000K	**1208000A**	**1208000APP***

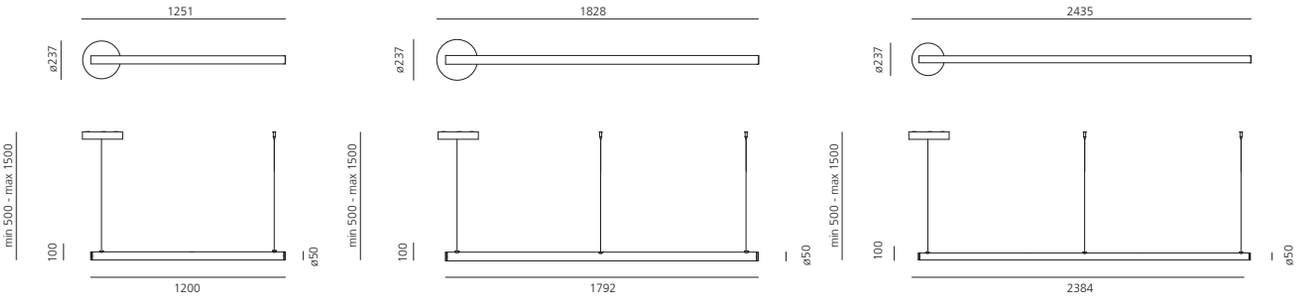

Suspension accessories	Code
4.5 m extension feeding cable + 3 suspension wires L = 6 m for AoL linear 120/180/240	**1209000A**

Optional control devices - BLL wireless switch

Device for switching and controlling Artemide App products.
Max N.3 inputs for external push buttons.
Max 1 m distance.
Mains power supply required.
To be installed inside flush mounting boxes or junction boxes.

Code
DV1080APP

ALPHABET OF LIGHT - LINEAR

Opal white

XF

Constant current SELV
driver supplied separately

MacAdam 3SDCM
Life L80 (10K) 55000h
CRI = 90

IP20

WALL / CEILING SEMI-RECESSED

		W	Flux	CCT	Code
Linear 120	800mA	23W	3484 lm	3000K	**1425000A**
Linear 180	1050mA	35W	5226 lm	3000K	**1426000A**
Linear 240	1400mA	47W	6968 lm	3000K	**1427000A**

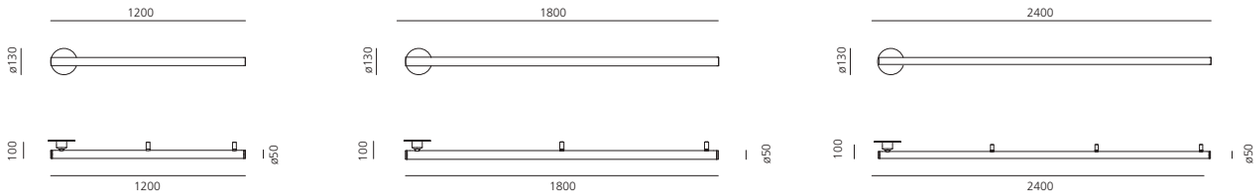

Model	Driver	Vac	Pw	Lmm	Wmm	Hmm		Code
Linear 120	CC 800mA	220-240	35	124	80	22	DALI / 1-10 / PUSH	**DV1035**
Linear 120	CC 800mA	220-240	35	124	80	22	APP / PUSH	**DV1035APP**
Linear 180	CC 1200mA	220-240	50	124	80	22	DALI / 1-10 / PUSH	**DV1035**
Linear 180	CC 1200mA	220-240	50	124	80	22	APP / PUSH	**DV1035APP**
Linear 240	CC 1600mA	220-240	63	130	76	30	DALI / 1-10 / PUSH	**DV1034**
Linear 240	CC 1600mA	220-240	63	130	76	30	APP / PUSH	**DV1034APP**

ALPHABET OF LIGHT - RECTANGULAR / SQUARE

Opal white

XF

MacAdam 3SDCM
Life L70 (10K) 60000h
CRI = 90

IP20

SQUARE WALL / CEILING

	W	Flux	CCT	DALI / PUSH Code	APP & PUSH Code
Square 120	100W	9488 lm	3000K	**1430210A**	**1430210APP**
Square 180	145W	14020 lm	3000K	**1430220A**	**1430220APP**



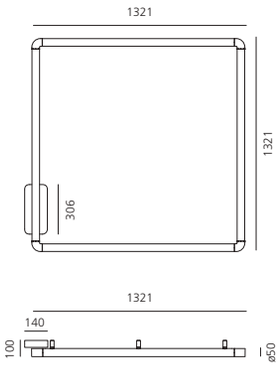

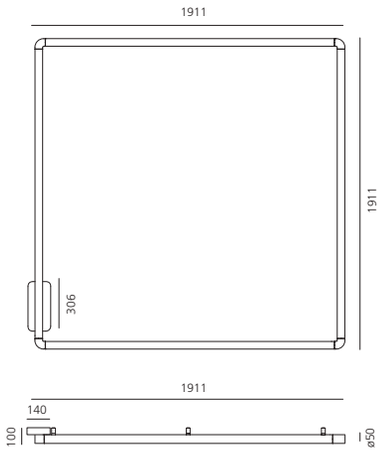

RECTANGULAR WALL / CEILING

	W	Flux	CCT	DALI / PUSH Code	APP & PUSH Code
Rectangular	120W	11754 lm	3000K	**1430230A**	**1430230APP**
	125W	11754 lm	3000K		

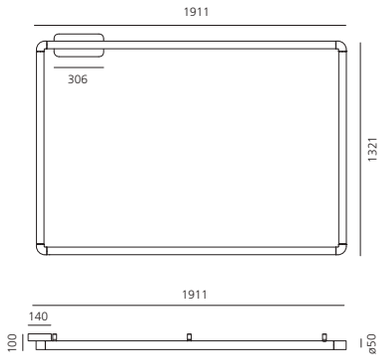

Optional control devices - BLL wireless switch

Device for switching and controlling Artemide App products.
Max N.3 inputs for external push buttons.
Max 1 m distance.
Mains power supply required.
To be installed inside flush mounting boxes or junction boxes.

Code
DV1080APP

ALPHABET OF LIGHT - RECTANGULAR / SQUARE

Opal white

XF

MacAdam 3SDCM
Life L70 (10K) 60000h
CRI = 90

IP20

SQUARE SUSPENSION

	W	Flux	CCT	DALI / PUSH Code	APP & PUSH Code
Square 120	100W	9488 lm	3000K	**1430010A**	**1430010APP**
Square 180	145W	14020 lm	3000K	**1430020A**	**1430020APP**

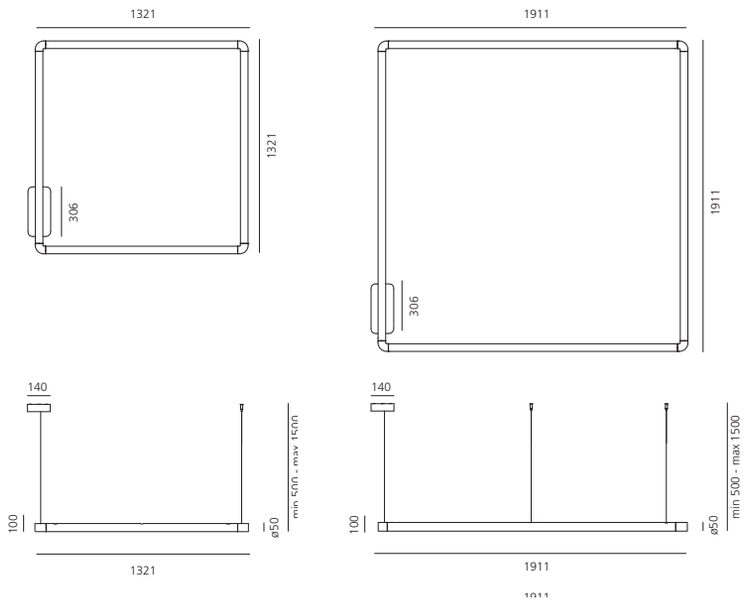

RECTANGULAR SUSPENSION

	W	Flux	CCT	DALI / PUSH Code	APP & PUSH Code
Rectangular	120W	11754 lm	3000K	**1430030A**	
	125W	11754 lm	3000K		**1430030APP**



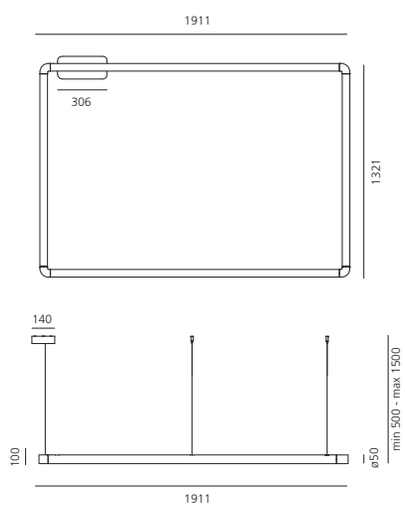

Optional control devices - BLL wireless switch

Device for switching and controlling Artemide App products.
Max N.3 inputs for external push buttons.
Max 1 m distance.
Mains power supply required.
To be installed inside flush mounting boxes or junction boxes.

Code
DV1080APP

Opal white

XF

MacAdam 3SDCM
Life L70 (10K) 60000h
CRI = 90

IP20

SQUARE WALL / CEILING SEMI-RECESSED

	W	Flux	CCT	Code
Square 120	90W	9488 lm	3000K	**1430110A**
Square 180	138W	14020 lm	3000K	**1430120A**



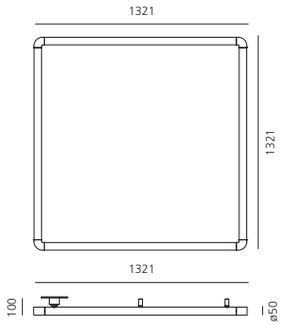



RECTANGULAR WALL / CEILING SEMI-RECESSED

	W	Flux	CCT	Code
Rectangular	114W	11754 lm	3000K	**1430130A**



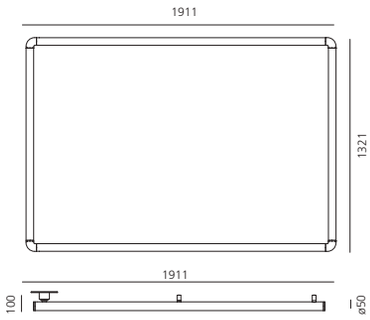

Wall / Ceiling semi-recessed power units	Code
DALI / Push remote power unit box (175W, 220-240VAC, L = 306, W = 140, H = 44 mm)	**2271010A**
APP remote power unit box (175W, 220-240VAC, L = 306, W = 140, H = 44 mm)	**2271010APP**

Optional control devices - BLL wireless switch

Device for switching and controlling Artemide App products.
Max N.3 inputs for external push buttons.
Max 1 m distance.
Mains power supply required.
To be installed inside flush mounting boxes or junction boxes.

Code
DV1080APP



Giuntini Offices, Peccioli (PI), Italy, Ph. Piero Savorelli

ALPHABET OF LIGHT - CIRCULAR

Opal white

XF

MacAdam 3SDCM
Life L70 (10K) 60000h
CRI = 90

IP20

WALL / CEILING

	W	Flux	CCT	Code	APP & PUSH Code
Circular ø 90	44W	5783 lm	3000K	**1306000A**	**1306000APP**
Circular ø155	78W	10280 lm	3000K	**1307000A**	**1307000APP**
Circular ø350	156W	20953 lm	3000K	**1214000A**	**1214000APP**

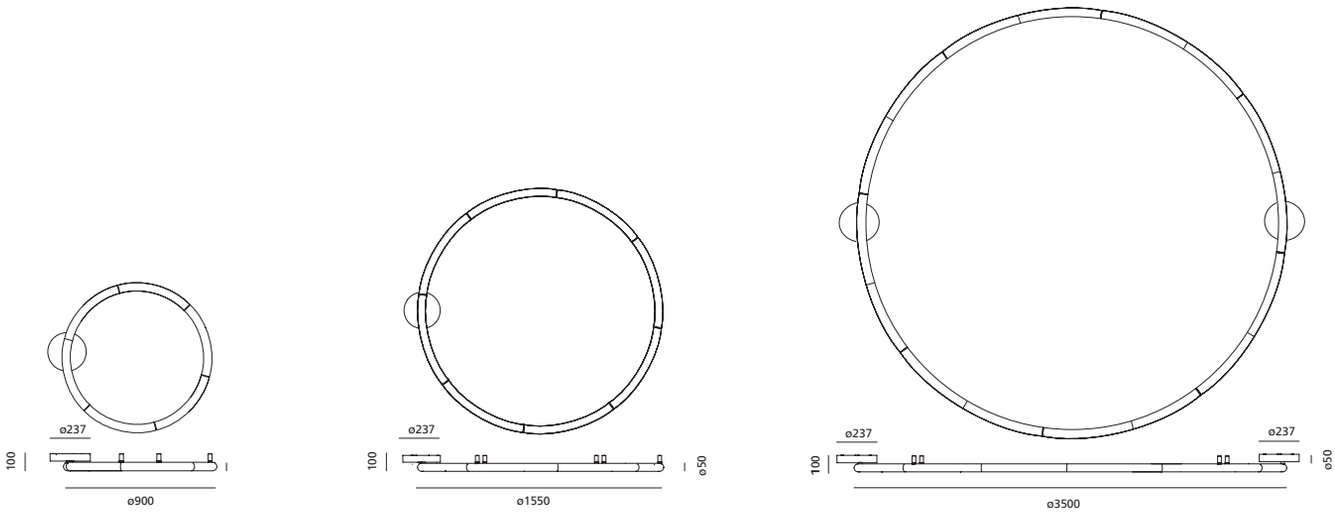

Optional control devices - BLL wireless switch

Device for switching and controlling Artemide App products.
Max N.3 inputs for external push buttons.
Max 1 m distance.
Mains power supply required.
To be installed inside flush mounting boxes or junction boxes.

Code
DV1080APP

ALPHABET OF LIGHT - CIRCULAR

Opal white

XF

Constant current SELV
driver supplied separately

MacAdam 3SDCM
Life L70 (10K) 60000h
CRI = 90

IP20

WALL/CEILING SEMI-RECESSED

	W	Flux	CCT	Code
Circular ø 90	44W	5783 lm	3000K	**1428000A**
Circular ø 155	78W	10280 lm	3000K	**1429000A**
Circular ø 350	156W	20953 lm	3000K	**1215000A**

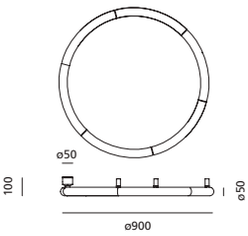

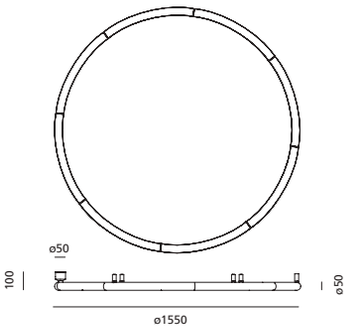

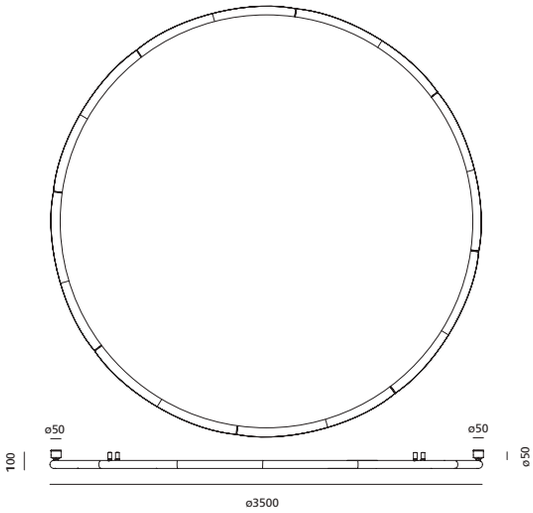

Model	Driver	Vac	Pw	L_{mm}	W_{mm}	H_{mm}		Code
Circular Ø90	CC 1400mA	220-240	55	130	76	30	DALI / 1-10 / Push	**DV1034**
Circular Ø90	CC 1400mA	220-240	55	130	76	30	APP / Push	**DV1034APP**
Circular Ø155	CC 1200+1200mA	220-240	91	350	80	23	DALI / 1-10 / Push	**DV1036**
Circular Ø155	CC 1200+1200mA	220-240	91	350	80	23	APP / Push	**DV1036APP**
Circular Ø350	CC 1050+1050mA	220-240	141	350	80	23	DALI / 1-10 / Push	**DV1109**
Circular Ø350	CC 1050+1050mA	220-240	141	350	80	23	APP / Push	**DV1109APP**

ALPHABET OF LIGHT - CIRCULAR

Opal white

XF

*EDP compliance

EPDITALY0430
12/05/2023
www.epditaly.it

MacAdam 3SDCM
Life L70 (10K) 60000h
CRI = 90

IP20

SUSPENSION

Circular	W	Flux	CCT	DALI / PUSH Code	APP / PUSH Code
Circular ø 90	44W	5783 lm	3000K	**1206000A**	**1206000APP**
Circular ø 155	78W	10280 lm	3000K	**1207000A***	**1207000APP**
Circular ø 350	156W	20953 lm	3000K	**1214000A**	**1214000APP**

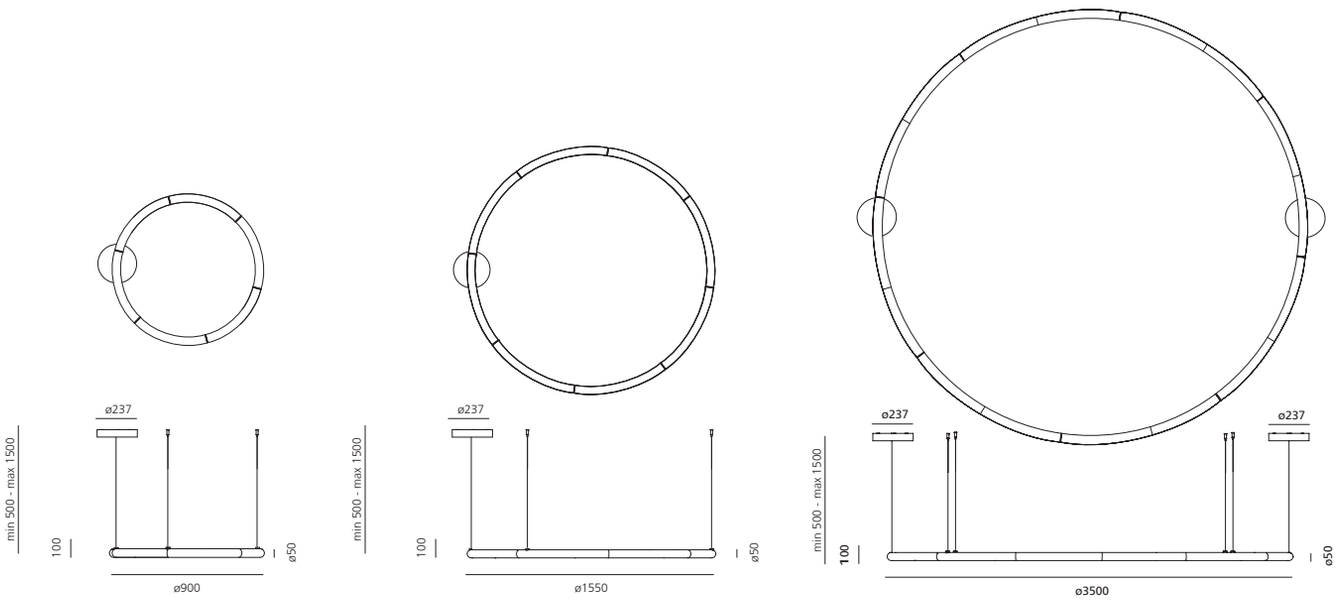

Suspension accessories	Code
4 extension feeding cable of 4.5 m + 8 suspension wires L = 6 m for AoL circular Ø 350	**1209200A**
4.5 m extension feeding cable + 4 suspension wires L = 6 m for AoL circular Ø 155	**1209100A**
4.5 m extension feeding cable + 3 suspension wires L = 6 m for AoL circular Ø 90	**1209000A**

Optional control devices - BLL wireless switch

Device for switching and controlling Artemide App products.
Max N.3 inputs for external push buttons.
Max 1 m distance.
Mains power supply required.
To be installed inside flush mounting boxes or junction boxes.

Code
DV1080APP

Basilica di San Silvestro, Trieste, Italy, Ph. Andrea Dapretto

BMW

BMW branch Frankfurter Ring, Munich, Germany, Ph. Linus Lintner

Alphabet of light letters & letters mini

Ph. Pierpaolo Ferrari

"Quick brown fox jumps over the lazy dog" Installation at Università Statale di Milano, Milano Design Week, Ph. Saverio Lombardi Vallauri

ps' over the lazy dog

MDF SUPPORT INSTALLATION

The letters are provided mounted on MDF panels to allow installation on any kind of wall. Installation requires creating a counter-frame to accommodate the drivers, supplied separately, and the power cables.

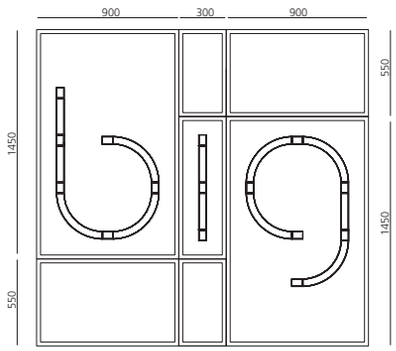

1. Create the supporting frame and provide for power connections for the individual letters.

2. Connect panel b to power source.

3. Fix panel b and connect panel i to power source.

4. Fix panel i and connect panel g to power source.

5. Fix panel g and close using the supplied panels.

6. Complete closing using the supplied panels.

7. Frame ready for finishing.

8. Apply the gauze and plaster flush with the gaps between panels.

9. Final painting.

CARDBOARD MOUNTING-SUPPORT INSTALLATION

The letters are provided with a packaging that ensures the right support during the installation process. This type of installation is suitable for existing drywalls that have accessible back space for the housing of drivers (code DV1009) supplied separately and cables (power supply 75W max - 2 letters or more up to max 85% load).

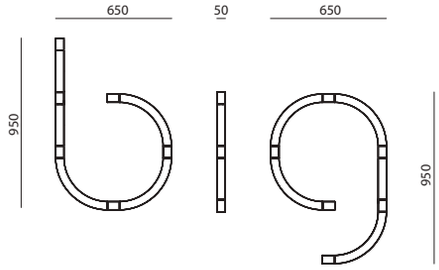



1. Drywall with accessible back space.
   Use the provided template to drill the holes and paint the drywall.

2. Install wall pins, identify output points and prepare wiring connections.

3. Connection of letter b to first wall output.

4. Attachment of letter b on wall pins.

5. Detail of the wall pins fixing.

6. Detail of the wall pins fixing.

7. Removal of the nylon wrapper.

8. Removal of the cardboard support.

9. Repeat the procedure for the other letters.
   Finished.

ALPHABET OF LIGHT - LETTERS

Opal White

XF

24VDC Driver supplied separately

MacAdam 3SDCM
Life L80 (10K) 55000h
CRI = 80

IP20

Uppercase			Size		
Letter	W	Flux	H x L mm	Letters	+ MDF Support
A	36W	3060 lm	950 x 650	**1201A00A**	**1211A00A**
B	38W	3240 lm	950 x 650	**1201B00A**	**1211B00A**
C	22W	1962 lm	950 x 650	**1201C00A**	**1211C00A**
D	36W	3024 lm	950 x 650	**1201D00A**	**1211D00A**
E	30W	2538 lm	950 x 650	**1201E00A**	**1211E00A**
F	22W	1890 lm	950 x 650	**1201F00A**	**1211F00A**
G	24W	2079 lm	950 x 650	**1201G00A**	**1211G00A**
H	32W	2664 lm	950 x 650	**1201H00A**	**1211H00A**
I	12W	1008 lm	950 x 50	**1201I00A**	**1211I00A**
J	24W	2079 lm	950 x 650	**1201J00A**	**1211J00A**
K	30W	2556 lm	950 x 650	**1201K00A**	**1211K00A**
L	20W	1656 lm	950 x 650	**1201L00A**	**1211L00A**
M	46W	3834 lm	950 x 950	**1201M00A**	**1211M00A**
N	30W	2520 lm	950 x 650	**1201N00A**	**1211N00A**
O	32W	2808 lm	950 x 650	**1201O00A**	**1211O00A**
P	32W	2718 lm	950 x 650	**1201P00A**	**1211P00A**
Q	36W	3150 lm	950 x 650	**1201Q00A**	**1211Q00A**
R	36W	3060 lm	950 x 650	**1201R00A**	**1211R00A**
S	26W	2295 lm	950 x 650	**1201S00A**	**1211S00A**
T	20W	1674 lm	950 x 650	**1201T00A**	**1211T00A**
U	28W	2412 lm	950 x 650	**1201U00A**	**1211U00A**
V	30W	2520 lm	950 x 650	**1201V00A**	**1211V00A**
W	46W	3834 lm	950 x 950	**1201W00A**	**1211W00A**
X	32W	2664 lm	950 x 900	**1201X00A**	**1211X00A**
Y	24W	2106 lm	950 x 650	**1201Y00A**	**1211Y00A**
Æ	50W	4176 lm	950 x 950	**1201AE00A**	**1211AE00A**
§	44W	3780 lm	950 x 650	**1201§00A**	**1211§00A**
£	42W	3600 lm	950 x 650	**1201£00A**	**1211£00A**
Z	32W	2736 lm	950 x 650	**1201Z00A**	**1211Z00A**

Numbers			Size		
Letter	W	Flux	H x L mm	Letters	+ MDF Support
0	32W	2808 lm	950 x 650	**1200000A**	**1210000A**
1	26W	2205 lm	950 x 650	**1200100A**	**1210100A**
2	32W	2835 lm	950 x 650	**1200200A**	**1210200A**
3	26W	2304 lm	950 x 650	**1200300A**	**1210300A**
4	26W	2214 lm	950 x 650	**1200400A**	**1210400A**
5	34W	2943 lm	950 x 650	**1200500A**	**1210500A**
6	28W	2502 lm	950 x 650	**1200600A**	**1210600A**
7	22W	1872 lm	950 x 650	**1200700A**	**1210700A**
8	40W	3456 m	950 x 650	**1200800A**	**1210800A**
9	28W	2502 lm	950 x 650	**1200900A**	**1210900A**

Lowercase			Size		
Letter	W	Flux	H x L mm	Letters	+ MDF Support
a	22W	1971 lm	650 x 650	**1202a00A**	**1212a00A**
b	26W	2295 lm	950 x 650	**1202b00A**	**1212b00A**
c	18W	1638 lm	650 x 650	**1202c00A**	**1212c00A**
d	26W	2295 lm	950 x 650	**1202d00A**	**1212d00A**
e	22W	1971 lm	650 x 650	**1202e00A**	**1212e00A**
f	18W	1557 lm	950 x 350	**1202f00A**	**1212f00A**
g	28W	2502 lm	950 x 650	**1202g00A**	**1212g00A**
h	26W	2214 lm	950 x 650	**1202h00A**	**1212h00A**
i	8W	684 lm	650 x 50	**1202i00A**	**1212i00A**
j	14W	1215 lm	950 x 350	**1202j00A**	**1212j00A**
k	26W	2223 lm	950 x 650	**1202k00A**	**1212k00A**
l	12W	1008 lm	950 x 50	**1202l00A**	**1212l00A**
m	34W	2862 lm	650 x 950	**1202m00A**	**1212m00A**
n	22W	1872 lm	650 x 650	**1202n00A**	**1212n00A**
o	24W	2160 lm	650 x 650	**1202o00A**	**1212o00A**
p	26W	2295 lm	950 x 650	**1202p00A**	**1212p00A**
q	26W	2295 lm	950 x 650	**1202q00A**	**1212q00A**
r	14W	1233 lm	650 x 350	**1202r00A**	**1212r00A**
s	24W	2079 lm	650 x 650	**1202s00A**	**1212s00A**
t	18W	1557 lm	950 x 350	**1202t00A**	**1212t00A**
u	22W	1872 lm	650 x 650	**1202u00A**	**1212u00A**
v	20W	1746 lm	650 x 650	**1202v00A**	**1212v00A**
w	28W	2394 lm	650 x 950	**1202w00A**	**1212w00A**
x	16W	1368 lm	650 x 650	**1202x00A**	**1212x00A**
y	28W	2421 lm	950 x 650	**1202y00A**	**1212y00A**
æ	34W	3069 lm	650 x 950	**1202ae00A**	**1212ae00A**
ø	32W	2808 lm	650 x 650	**1202§00A**	**1212§00A**
å	28W	2511 lm	650 x 650	**1202£00A**	**1212£00A**
z	28W	2421 lm	650 x 650	**1202z00A**	**1212z00A**

Driver

Driver	Vin (V)	Vout (V)	L_{mm}	W_{mm}	H_{mm}	IP		Code
75W	220-240Vac	24Vdc	180	52	30	20	Undimmable	**DV1009**

Broken Nature "La Nazione delle Piante", Triennale di Milano, Ph. Federico Villa

Wells Fargo Offices, New York, USA, Ph. Garrett Rowland

BIG

ALPHABET OF LIGHT - LETTERS MINI

Opal White

XF

24VDC Driver supplied separately

MacAdam 3SDCM
Life L70 (10K) 102000h
CRI = 90

IP20

Letter	W	Flux	Size H x L mm	Letters
A	11W	1151 lm	355 x 245	**1215A00A**
B	12W	1233 lm	355 x 245	**1215B00A**
C	7W	740 lm	355 x 245	**1215C00A**
D	11W	1151 lm	355 x 245	**1215D00A**
E	9W	946 lm	355 x 245	**1215E00A**
F	7W	699 lm	355 x 245	**1215F00A**
G	8W	781 lm	355 x 245	**1215G00A**
H	10W	986 lm	355 x 245	**1215H00A**
I	4W	370 lm	355 x 25	**1215I00A**
J	8W	781 lm	355 x 245	**1215J00A**
K	9W	946 lm	355 x 245	**1215K00A**
L	6W	616 lm	355 x 245	**1215L00A**
M	14W	1439 lm	355 x 355	**1215M00A**
N	9W	946 lm	355 x 245	**1215N00A**
O	11W	1069 lm	355 x 245	**1215O00A**
P	10W	1027 lm	355 x 245	**1215P00A**
Q	12W	1192 lm	355 x 245	**1215Q00A**
R	11W	1151 lm	355 x 245	**1215R00A**
S	9W	863 lm	355 x 245	**1215S00A**
T	6W	616 lm	355 x 245	**1215T00A**
U	9W	905 lm	355 x 245	**1215U00A**
V	9W	946 lm	355 x 245	**1215V00A**
W	14W	1439 lm	355 x 355	**1215W00A**
X	10W	986 lm	343 x 343	**1215X00A**
Y	8W	781 lm	355 x 245	**1215Y00A**
Æ	15W	1562 lm	355 x 355	**1215AE00A**
Ø	14W	1439 lm	355 x 245	**1215§00A**
Å	13W	1357 lm	433 x 245	**1215£00A**
Z	10W	1027 lm	355 x 245	**1215Z00A**

Driver

Driver	Vin (V)	Vout (V)	L_{mm}	W_{mm}	H_{mm}	IP		Code
75 W	220-240Vac	24Vdc	180	52	30	20	Undimmable	**DV1009**
30 W	220-240Vac	24Vdc	153	41	32	20	Undimmable	**DV1032**
Dimmer	24Vdc	24Vdc PWM	80	54	24	20	Dimmable DALI/0-10V/Push	**DV1048**

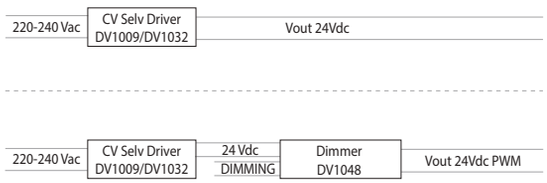

C3 Creative Code and Content, project by D'NA Dina Andersen, Munich, Germany, Ph. Linus Lintner

ARTEMIDE
APP

Funivia

Carlotta de Bevilacqua
2020

PATENT OF INVENTION: ENERGETIC AND INTELLIGENT NET
PATENT OF INVENTION: SHARP

For further information on Funivia
visit artemide.com

Energetic and structural net

Funivia is powered at 48Vdc

The cable with a special minimum section that can withstand mechanical tension and thermal stress, is the channel that distributes the system's energy and the key element the lighting appliances connect to.



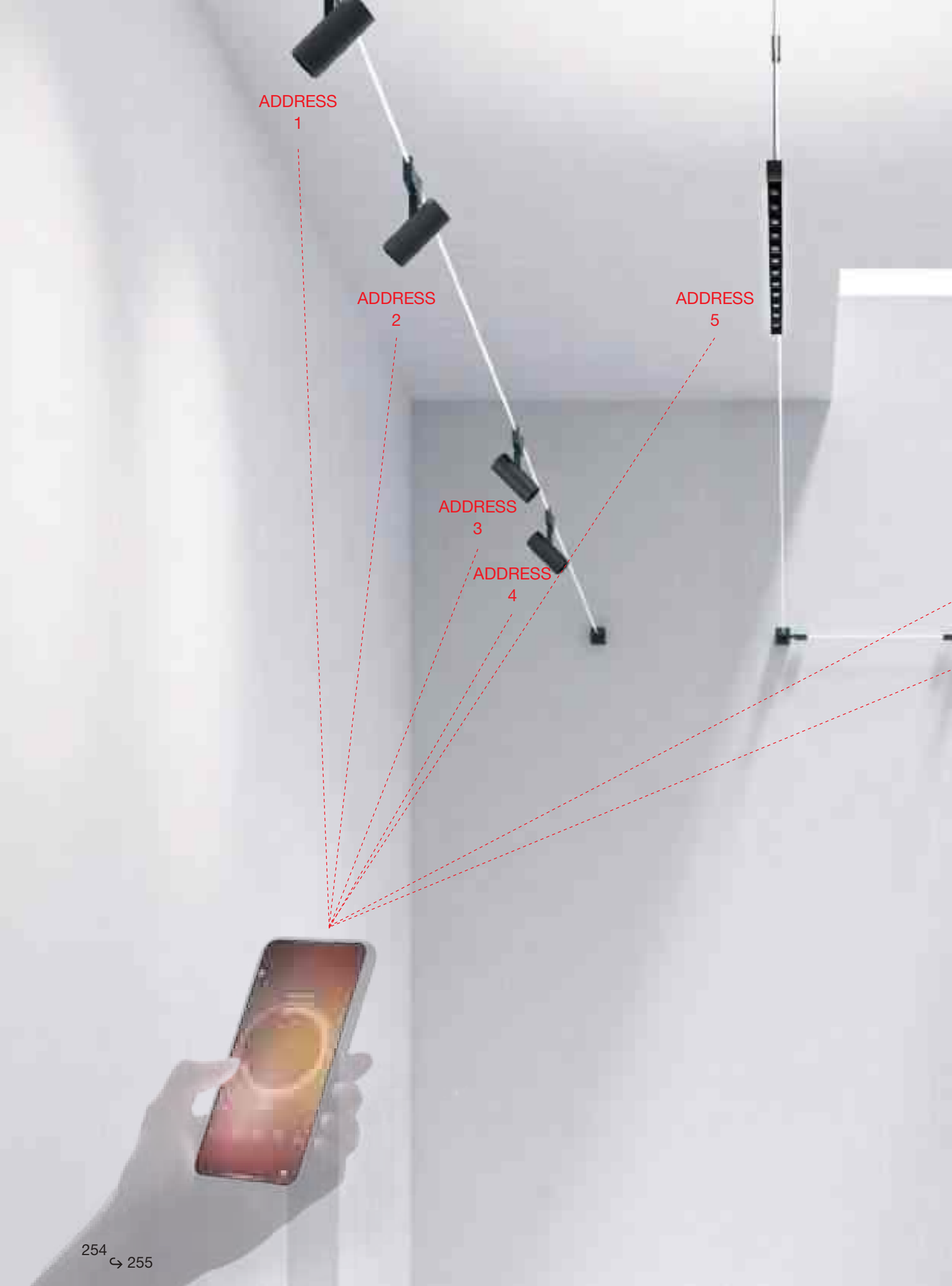
ADDRESS
1
ADDRESS
2
ADDRESS
3
ADDRESS
4
ADDRESS
5

Funivia is fully addressable

Each lighting appliance can be managed separately by Artemide App ensuring real-time interaction.

Funivia is push dimmable

Each lighting appliance can be managed also through a push dimming button on board activable with a simple common tool.

It offers a dynamic and reconfigurable management during installation or for answering to specific project's needs. Budget wise and fast delivery solution.

Multiclick mode
Short pressures
to regulate n.6 intensity levels
(100-80-60-40-20-0%)

Dimming mode
Long pressure to dim continuously (100-0%)

White	Black	Red
01	04	08

Cuttable on-site

Power supply kits and lighting appliances to be ordered separately

Cable reinforced with aramid fiber*

	Color	Code
5 x 8 x 5000 mm	○	**FV00001**
	●	**FV00004**
	●	**FV00008**
5 x 8 x 10000 mm	○	**FV00101**
	●	**FV00104**
	●	**FV00108**
5 x 8 x 20000 mm	○	**FV00201**
	●	**FV00204**
	●	**FV00208**



* Dedicated tool Funivia key included.

Cube

	Color	Code
60 x 60 x h 60 mm	●	**FV01004**

Tensioner

	Color	Code
	●	**FV03004**

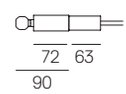

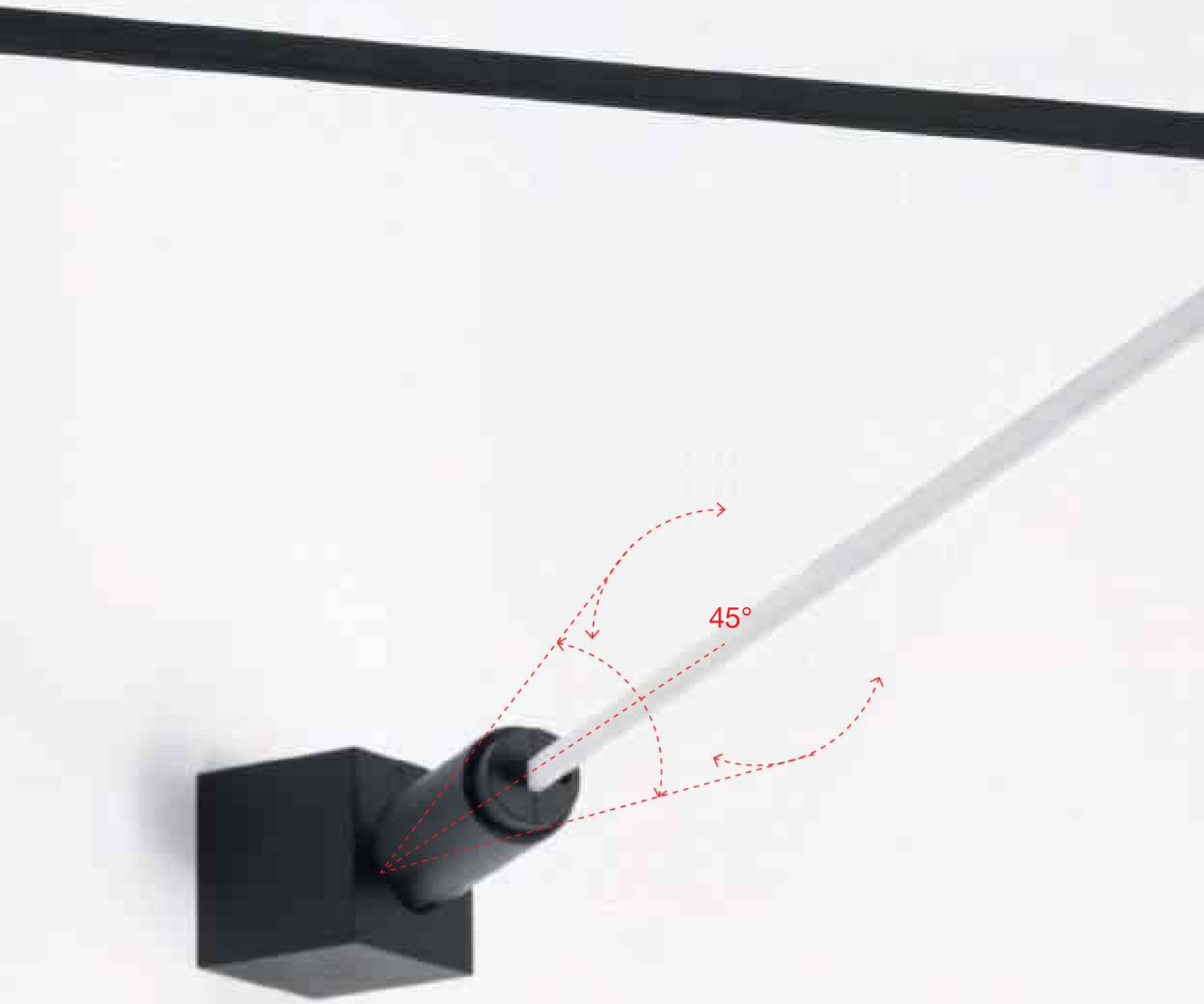

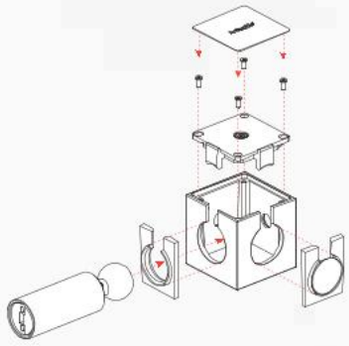

n.1 Cube FV01004 + n.1 Tensioner FV03004

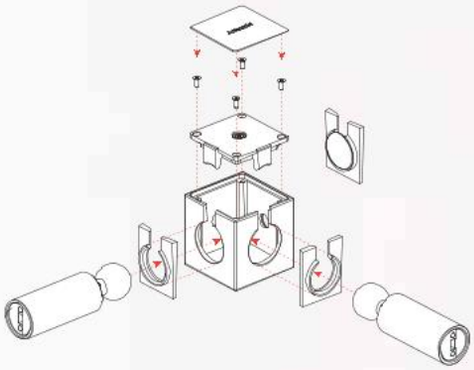

n.1 Cube FV01004 + n.2 Tensioners FV03004

Black

04

Diverter

	Color	Code
Ø 40 x h 55,5 mm	●	**FV02004**

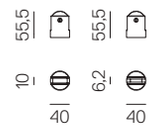

Anchor plate*

	Color	Code
150 x 150 x h 6 mm	●	**FV07004**

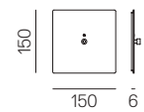

* Accessory for cube and diverter.

Single cable support (for long distances)

	Color	Code
Ø 20 x h 15 mm	●	**FV05004**

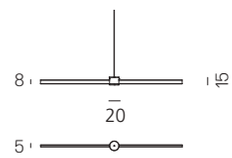

Double cable support (for long distances)

	Color	Code
Ø 20 x h 30 mm	●	**FV06004**

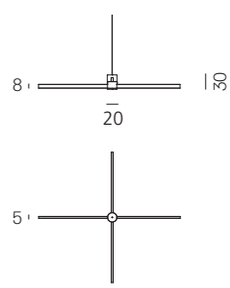

Black

04

IP20

Power device

	Color	Code
102 x 20 x h 48,6 mm	●	**FV04004**

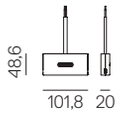

Remote wiring recessed grommet

	Color	Code
Ø 60 x h 63 mm	●	**FV09001**



FUNIVIA POWER UNITS KITS

Rose - Power supply	Undimmable Code
240W Ceiling power supply kit for suspension and ceiling modules 230VAC-48VDC - IP20 ⏚ 400 x 110 x h 50 mm	**FV151040**
150W Ceiling power supply kit for suspension and ceiling modules 230VAC-48VDC - IP20 ⏚ 400 x 110 x h 50 mm	**FV150040**

Recessed power supply for suspension installation	Undimmable Code
150W Recessed power supply kit for suspension module 230VAC-48VDC - IP20 ⏚ 395 x 165 x h 107 mm	**FV170010**
240W Recessed power supply kit for suspension module 230VAC-48VDC - IP20 ⏚ 395 x 165 x h 107 mm	**FV171010**
320W Recessed power supply kit for suspension module 230VAC-48VDC- IP20 ⏚ 395 x 165 x h 107 mm	**FV172010**

Recessed power supply for ceiling installation	Undimmable Code
150W Recessed power supply kit for ceiling module 230VAC-48VDC - IP20 ⏚ 395 x 165 x h 107 mm	**FV180010**
240W Recessed power supply kit for ceiling module 230VAC-48VDC - IP20 ⏚ 395 x 165 x h 107 mm	**FV181010**
320W Recessed power supply kit for ceiling module 230VAC-48VDC - IP20 ⏚ 395 x 165 x h 107 mm	**FV182010**

Remote power supply	Undimmable Code
240W Remote power supply unit 230VAC-48VDC - IP20 ⏚ 313 x 243 x h 57,5 mm	**FV161000**
320W Remote power supply unit 230VAC-48VDC - IP20 ⏚ 313 x 243 x h 57,5 mm	**FV162000**

Multiple light performances

Integrating different performances



VECTOR FUNIVIA

White 01 | Black 04

SP | FL | WF

MacAdam 3SDCM
*MacAdam 2SDCM
CRI = 90

IP20
90° 360°

VECTOR 30 FUNIVIA

VECTOR 30					PUSH	Artemide APP
W	Beam	Flux	CCT	Color	Code	Code
6,5W	SP 12°	329 lm	2700K	○	**FU00001**	**FU00001APP**
				●	**FU00004**	**FU00004APP**
			3000K	○	**FU01001**	**FU01001APP**
				●	**FU01004**	**FU01004APP**
			4000K	○	**FU02001**	**FU02001APP**
				●	**FU02004**	**FU02004APP**
7W	FL 17°	335 lm	2700K	○	**FU00101**	**FU00101APP**
				●	**FU00104**	**FU00104APP**
			3000K	○	**FU01101**	**FU01101APP**
				●	**FU01104**	**FU01104APP**
			4000K	○	**FU02101**	**FU02101APP**
				●	**FU02104**	**FU02104APP**
7W	WF 30°	292 lm	2700K	○	**FU00201**	**FU00201APP**
				●	**FU00204**	**FU00204APP**
			3000K	○	**FU01201**	**FU01201APP**
				●	**FU01204**	**FU01204APP**
			4000K	○	**FU02201**	**FU02201APP**
				●	**FU02204**	**FU02204APP**



L70 (18K) > 109000h

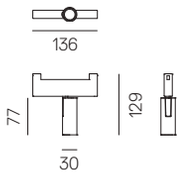

VECTOR 40 FUNIVIA

VECTOR 40					PUSH	Artemide APP
W	Beam	Flux	CCT	Color	Code	Code
10W	SP 13°	544 lm	2700K	○	**FU10001**	**FU10001APP**
				●	**FU10004**	**FU10004APP**
		541 lm	3000K	○	**FU11001**	**FU11001APP**
				●	**FU11004**	**FU11004APP**
		541 lm	4000K	○	**FU12001**	**FU12001APP**
				●	**FU12004**	**FU12004APP**
	*FL 20°	543 lm	2700K	○	**FU10101**	**FU10101APP**
				●	**FU10104**	**FU10104APP**
		584 lm	3000K	○	**FU11101**	**FU11101APP**
				●	**FU11104**	**FU11104APP**
		626 lm	4000K	○	**FU12101**	**FU12101APP**
				●	**FU12104**	**FU12104APP**
	*WF 28°	491 lm	2700K	○	**FU10201**	**FU10201APP**
				●	**FU10204**	**FU10204APP**
		529 lm	3000K	○	**FU11201**	**FU11201APP**
				●	**FU11204**	**FU11204APP**
		566 lm	4000K	○	**FU12201**	**FU12201APP**
				●	**FU12204**	**FU12204APP**



L70 (24K) > 145000h

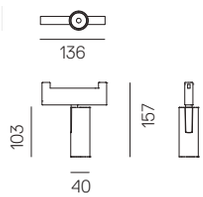

VECTOR FUNIVIA

White 01 | Black 04

SP | FL | WF

MacAdam 3SDCM
CRI = 90

IP20
90° 360°

VECTOR 55 FUNIVIA

VECTOR 55					PUSH	Artemide APP
W	Beam	Flux	CCT	Color	Code	Code
19W	SP 13°	1677 lm	2700K	○	**FU20001**	**FU20001APP**
				●	**FU20004**	**FU20004APP**
		1771 lm	3000K	○	**FU21001**	**FU21001APP**
				●	**FU21004**	**FU21004APP**
		1915 lm	4000K	○	**FU22001**	**FU22001APP**
				●	**FU22004**	**FU22004APP**
	FL 20°	1715 lm	2700K	○	**FU20101**	**FU20101APP**
				●	**FU20104**	**FU20104APP**
		1811 lm	3000K	○	**FU21101**	**FU21101APP**
				●	**FU21104**	**FU21104APP**
		1959 lm	4000K	○	**FU22101**	**FU22101APP**
				●	**FU22104**	**FU22104APP**
	WF 28°	1779 lm	2700K	○	**FU20201**	**FU20201APP**
				●	**FU20204**	**FU20204APP**
		1878 lm	3000K	○	**FU21201**	**FU21201APP**
				●	**FU21204**	**FU21204APP**
		2032 lm	4000K	○	**FU22201**	**FU22201APP**
				●	**FU22204**	**FU22204APP**

L70 (9K) > 50000h

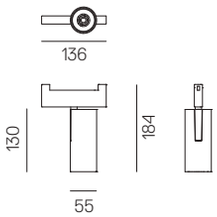

Accessories		Color	Vector 40	Vector 55
			Code	Code
	Accessories holder	●	**AP90100**	**AP91100**
	Lens for elliptical emission		**AP90200**	**AP91200**
	Soft filter		**AP90300**	**AP91300**
	Anti-dazzle louvre	●	**AP90400**	**AP91400**
	Adjustable dowsers	●		**AP91500**

VECTOR PENDANT FUNIVIA

White 01 | Black 04

SP | FL | WF

MacAdam 3SDCM
*MacAdam 2SDCM
CRI = 90

IP20

VECTOR 30 PENDANT FUNIVIA

VECTOR 30					PUSH	Artemide APP
W	Beam	Flux	CCT	Color	Code	Code
6,5W	SP 12°	329 lm	2700K	○	**FU30001**	**FU30001APP**
				●	**FU30004**	**FU30004APP**
			3000K	○	**FU31001**	**FU31001APP**
				●	**FU31004**	**FU31004APP**
			4000K	○	**FU32001**	**FU32001APP**
				●	**FU32004**	**FU32004APP**
7W	FL 24°	335 lm	2700K	○	**FU30101**	**FU30101APP**
				●	**FU30104**	**FU30104APP**
			3000K	○	**FU31101**	**FU31101APP**
				●	**FU31104**	**FU31104APP**
			4000K	○	**FU32101**	**FU32101APP**
				●	**FU32104**	**FU32104APP**
7W	WF 30°	292 lm	2700K	○	**FU30201**	**FU30201APP**
				●	**FU30204**	**FU30204APP**
			3000K	○	**FU31201**	**FU31201APP**
				●	**FU31204**	**FU31204APP**
			4000K	○	**FU32201**	**FU32201APP**
				●	**FU32204**	**FU32204APP**



L70 (18K) > 109000h

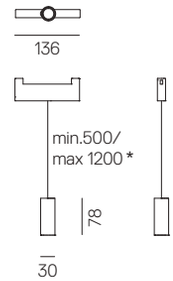

VECTOR 40 PENDANT FUNIVIA

VECTOR 40					PUSH	Artemide APP
W	Beam	Flux	CCT	Color	Code	Code
10W	SP 13°	544 lm	2700K	○	**FU40001**	**FU40001APP**
				●	**FU40004**	**FU40004APP**
		541 lm	3000K	○	**FU41001**	**FU41001APP**
				●	**FU41004**	**FU41004APP**
		541 lm	4000K	○	**FU42001**	**FU42001APP**
				●	**FU42004**	**FU42004APP**
	*FL 20°	543 lm	2700K	○	**FU40101**	**FU40101APP**
				●	**FU40104**	**FU40104APP**
		584 lm	3000K	○	**FU41101**	**FU41101APP**
				●	**FU41104**	**FU41104APP**
		626 lm	4000K	○	**FU42101**	**FU42101APP**
				●	**FU42104**	**FU42104APP**
	*WF 28°	491 lm	2700K	○	**FU40201**	**FU40201APP**
				●	**FU40204**	**FU40204APP**
		529 lm	3000K	○	**FU41201**	**FU41201APP**
				●	**FU41204**	**FU41204APP**
		566 lm	4000K	○	**FU42201**	**FU42201APP**
				●	**FU42204**	**FU42204APP**



L70 (24K) > 145000h

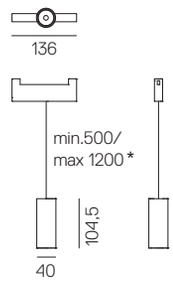

VECTOR PENDANT FUNIVIA

White 01 | Black 04

SP | FL | WF

MacAdam 3SDCM
CRI = 90

IP20

VECTOR 55 PENDANT FUNIVIA

VECTOR 55					PUSH	Artemide APP
W	Beam	Flux	CCT	Color	Code	Code
19W	SP 13°	1677 lm	2700K	○	FU50001	FU50001APP
				●	FU50004	FU50004APP
		1771 lm	3000K	○	FU51001	FU51001APP
				●	FU51004	FU51004APP
		1915 lm	4000K	○	FU52001	FU52001APP
				●	FU52004	FU52004APP
	FL 20°	1715 lm	2700K	○	FU50101	FU50101APP
				●	FU50104	FU50104APP
		1811 lm	3000K	○	FU51101	FU51101APP
				●	FU51104	FU51104APP
		1959 lm	4000K	○	FU52101	FU52101APP
				●	FU52104	FU52104APP
	WF 28°	1779 lm	2700K	○	FU50201	FU50201APP
				●	FU50204	FU50204APP
		1878 lm	3000K	○	FU51201	FU51201APP
				●	FU51204	FU51204APP
		2032 lm	4000K	○	FU52201	FU52201APP
				●	FU52204	FU52204APP



L70 (9K) > 50000h

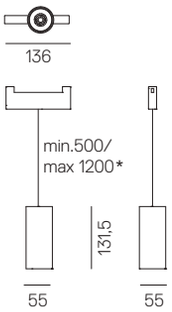

VECTOR 40 PENDANT FUNIVIA

VECTOR 40					PUSH	Artemide APP
W	Beam	Flux	CCT	Color	Code	Code
10W	SP 13°	544 lm	2700K	○	FU40001	FU40001APP
				●	FU40004	FU40004APP
		541 lm	3000K	○	FU41001	FU41001APP
				●	FU41004	FU41004APP
		541 lm	4000K	○	FU42001	FU42001APP
				●	FU42004	FU42004APP
	*FL 20°	543 lm	2700K	○	FU40101	FU40101APP
				●	FU40104	FU40104APP
		584 lm	3000K	○	FU41101	FU41101APP
				●	FU41104	FU41104APP
		626 lm	4000K	○	FU42101	FU42101APP
				●	FU42104	FU42104APP
	*WF 28°	491 lm	2700K	○	FU40201	FU40201APP
				●	FU40204	FU40204APP
		529 lm	3000K	○	FU41201	FU41201APP
				●	FU41204	FU41204APP
		566 lm	4000K	○	FU42201	FU42201APP
				●	FU42204	FU42204APP



L70 (24K) > 145000h

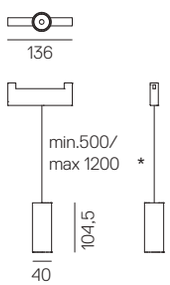

* No cuttable wire.
Clips included to adjust the length.

IE Shop, project by MatStudio, Madrid, Spain, Ph. Juan Perez

IDX Your Syage Office, Munich, Hamburg, Germany,
Ph. Linus Lintner

SHARP FUNIVIA

White 01 | Black 04

WF | XF

MacAdam 2SDCM
*MacAdam 3SDCM
Lifetime L70 (17K) > 102000h
CRI = 90

IP20

SHARP FUNIVIA

SHARP 8 LED					PUSH	Artemide APP
W	Beam	Flux	CCT	Color	Code	Code
19W	FL 28°	*1400 lm	2700K	○	**FU60001**	**FU60001APP**
				●	**FU60004**	**FU60004APP**
		1400 lm	3000K	○	**FU61001**	**FU61001APP**
				●	**FU61004**	**FU61004APP**
		1498 lm	4000K	○	**FU62001**	**FU62001APP**
				●	**FU62004**	**FU62004APP**
	XF 62°	*1488 lm	2700K	○	**FU60101**	**FU60101APP**
				●	**FU60104**	**FU60104APP**
		1488 lm	3000K	○	**FU61101**	**FU61101APP**
				●	**FU61104**	**FU61104APP**
		1592 lm	4000K	○	**FU62101**	**FU62101APP**
				●	**FU62104**	**FU62104APP**

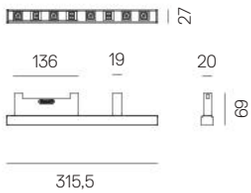

SHARP 12 LED					PUSH	Artemide APP
W	Beam	Flux	CCT	Color	Code	Code
25W	FL 28°	*2100 lm	2700K	○	**FU70001**	**FU70001APP**
				●	**FU70004**	**FU70004APP**
		2100 lm	3000K	○	**FU71001**	**FU71001APP**
				●	**FU71004**	**FU71004APP**
		2247 lm	4000K	○	**FU72001**	**FU72001APP**
				●	**FU72004**	**FU72004APP**
	XF 62°	*2232 lm	2700K	○	**FU70101**	**FU70101APP**
				●	**FU70104**	**FU70104APP**
		2232 lm	3000K	○	**FU71101**	**FU71101APP**
				●	**FU71104**	**FU71104APP**
		2388 lm	4000K	○	**FU72101**	**FU72101APP**
				●	**FU72104**	**FU72104APP**

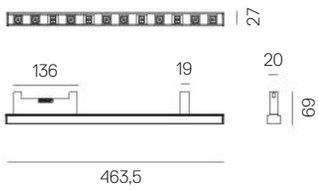

SHARP SUSPENSION FUNIVIA

White 01 | Black 04

WF | XF

MacAdam 2SDCM
*MacAdam 3SDCM
Lifetime L70 (1K) > 102000h
CRI = 90

IP20

SHARP SUSPENSION FUNIVIA

SHARP 8 LED					PUSH	Artemide APP
W	Beam	Flux	CCT	Color	Code	Code
19W	FL 28°	*1400 lm	2700K	○	**FU80001**	**FU80001APP**
				●	**FU80004**	**FU80004APP**
		1400 lm	3000K	○	**FU81001**	**FU81001APP**
				●	**FU81004**	**FU81004APP**
		1498 lm	4000K	○	**FU82001**	**FU82001APP**
				●	**FU82004**	**FU82004APP**
	XF 62°	*1488 lm	2700K	○	**FU80101**	**FU80101APP**
				●	**FU80104**	**FU80104APP**
		1488 lm	3000K	○	**FU81101**	**FU81101APP**
				●	**FU81104**	**FU81104APP**
		1592 lm	4000K	○	**FU82101**	**FU82101APP**
				●	**FU82104**	**FU82104APP**

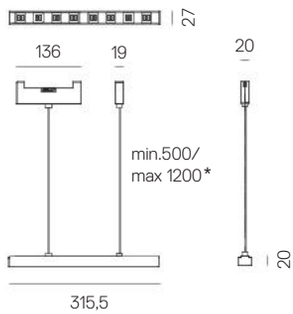

SHARP 12 LED					PUSH	Artemide APP
W	Beam	Flux	CCT	Color	Code	Code
25W	FL 28°	*2100 lm	2700K	○	**FU90001**	**FU90001APP**
				●	**FU90004**	**FU90004APP**
		2100 lm	3000K	○	**FU91001**	**FU91001APP**
				●	**FU91004**	**FU91004APP**
		2247 lm	4000K	○	**FU92001**	**FU92001APP**
				●	**FU92004**	**FU92004APP**
	XF 62°	*2232 lm	2700K	○	**FU90101**	**FU90101APP**
				●	**FU90104**	**FU90104APP**
		2232 lm	3000K	○	**FU91101**	**FU91101APP**
				●	**FU91104**	**FU91104APP**
		2388 lm	4000K	○	**FU92101**	**FU92101APP**
				●	**FU92104**	**FU92104APP**



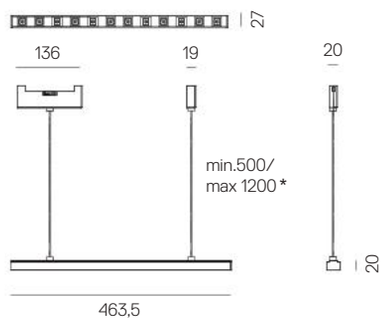

No cuttable wire.
Clips included to adjust the length.

DIFFUSED FUNIVIA

White 01
Black 04

MacAdam 3SDCM
Lifetime L70 (17K) > 102000h
CRI = 90

IP20

DIFFUSED FUNIVIA

600 mm				PUSH	Artemide APP
W	Flux	CCT	Color	Code	Code
13W	1422 lm	2700K	○	**FW00001**	**FW00001APP**
	1183 lm		●	**FW00004**	**FW00004APP**
	1508 lm	3000K	○	**FW01001**	**FW01001APP**
	1255 lm		●	**FW01004**	**FW01004APP**
	1508 lm	4000K	○	**FW02001**	**FW02001APP**
	1255 lm		●	**FW02004**	**FW02004APP**



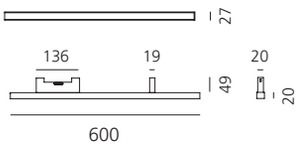

1200 mm				PUSH	Artemide APP
W	Flux	CCT	Color	Code	Code
26W	2844 lm	2700K	○	**FW10001**	**FW10001APP**
	2366 lm		●	**FW10004**	**FW10004APP**
	3017 lm	3000K	○	**FW11001**	**FW11001APP**
	2509 lm		●	**FW11004**	**FW11004APP**
	3017 lm	4000K	○	**FW12001**	**FW12001APP**
	2509 lm		●	**FW12004**	**FW12004APP**

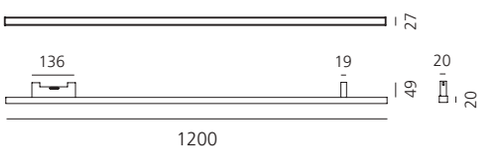

DIFFUSED SUSPENSION FUNIVIA

White 01 | Black 04

MacAdam 3SDCM
Lifetime L70 (17K) > 102000h
CRI = 90

IP20

DIFFUSED SUSPENSION FUNIVIA

600 mm				PUSH	Artemide APP
W	Flux	CCT	Color	Code	Code
13W	1422 lm	2700K	○	**FW20001**	**FW20001APP**
	1183 lm		●	**FW20004**	**FW20004APP**
	1508 lm	3000K	○	**FW21001**	**FW21001APP**
	1255 lm		●	**FW21004**	**FW21004APP**
	1508 lm	4000K	○	**FW22001**	**FW22001APP**
	1255 lm		●	**FW22004**	**FW22004APP**

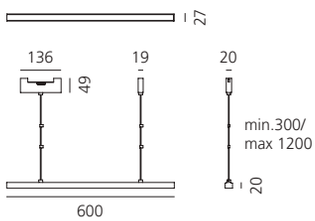

1200 mm				PUSH	Artemide APP
W	Flux	CCT	Color	Code	Code
26W	2844 lm	2700K	○	**FW30001**	**FW30001APP**
	2366 lm		●	**FW30004**	**FW30004APP**
	3017 lm	3000K	○	**FW31001**	**FW31001APP**
	2509 lm		●	**FW31004**	**FW31004APP**
	3017 lm	4000K	○	**FW32001**	**FW32001APP**
	2509 lm		●	**FW32004**	**FW32004APP**



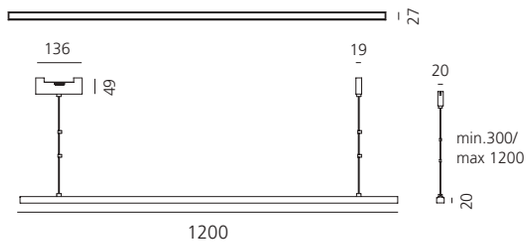



No cuttable wire.
Clips included to adjust the length.

IXA FUNIVIA

Anthracite	Blue	White/ Grey	Yellow
04	06	01	05

MacAdam 3SDCM
CRI = 90

IP20

IXA SPOT FUNIVIA, FOSTER + PARTNERS INDUSTRIAL DESIGN

W	Flux	CCT	Color	PUSH Code	Artemide APP Code
9W	465 lm	3000K	●	**FS10104**	**FS10104APP**
			●	**FS10106**	**FS10106APP**
			●	**FS10101**	**FS10101APP**
			●	**FS10105**	**FS10105APP**

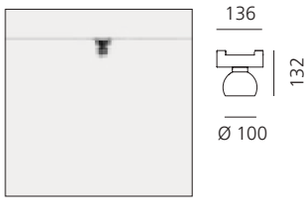

IXA 50 FUNIVIA, FOSTER + PARTNERS INDUSTRIAL DESIGN

W	Flux	CCT	Color	PUSH Code	Artemide APP Code
9W	465 lm	3000K	●	**FS10204**	**FS10204APP**
			●	**FS10206**	**FS10206APP**
			●	**FS10201**	**FS10201APP**
			●	**FS10205**	**FS10205APP**

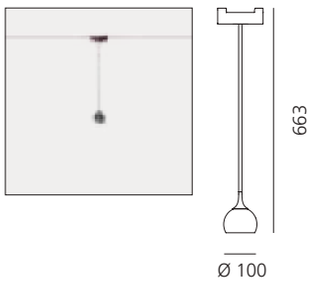

IXA 100 FUNIVIA, FOSTER + PARTNERS INDUSTRIAL DESIGN

W	Flux	CCT	Color	PUSH Code	Artemide APP Code
9W	465 lm	3000K	●	**FS10204**	**FS10204APP**
			●	**FS10206**	**FS10206APP**
			●	**FS10201**	**FS10201APP**
			●	**FS10205**	**FS10205APP**

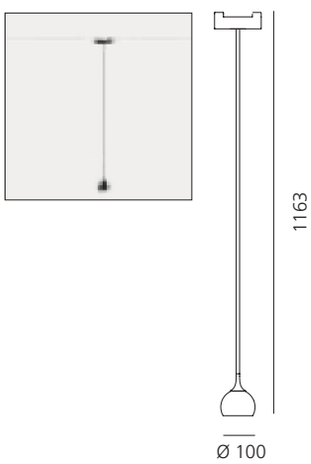

Hoy

Foster + Partners Industrial Design
2017

ARTEMIDE
APP

The Hoy family, developed by Artemide in collaboration with Foster + Partners Industrial Design, is designed to be integrated into spaces as a single element, as a system or within functional lighting tracks.

The system combines spots with linear modules with diffused but controlled light UGR<19 or reflective lense to create suspended or SMD geometries that are also perfect for the office world.

Thanks to this flexibility of application in spaces, to the quality and the wide range of performances Hoy is perfect for every application space, from retail to office, from residential to hospitality.

For further information on Hoy
visit artemide.com

Senator White Bear Yard, London, UK, Ph. Amphitype

Hoy refractive

Collects 100%
of the LED luminous flux

Low energy consumption

High quality

Good perception

PATENT OF INVENTION: OPTICS

Stand alone version has to be composed with system codes



HOY SYSTEM SUSPENSION / CEILING

White	Black	XF
01	04	

220/240Vac 50/60Hz
electronic ballast included
*Driver uses 1 DALI address
**Drivers use 2 DALI addresses

MacAdam 3SDCM
Life L70 (6K) 50000h
CRI = 90
*** CRI = 80
UGR<19

IP20

DIFFUSED LINEAR ELEMENTS

Direct emission					Undimmable	Dimmable DALI*
Length	W	Beam	Flux	CCT	Code	Code
1154 mm	24W	XF	2915 lm	3000K	**BL001.** 01/04	**BL004.** 01/04
			3067 lm	4000K	**BL002.** 01/04 ***	**BL005.** 01/04 ***
2309 mm	47W	XF	5830 lm	3000K	**BL101.** 01/04	**BL104.** 01/04
			6135 lm	4000K	**BL102.** 01/04 ***	**BL105.** 01/04 ***

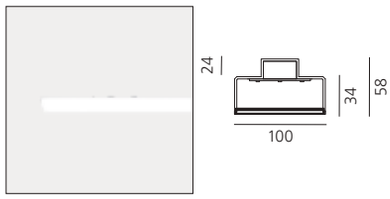

Direct + indirect emission				Undimmable	Dimmable DALI**
Length	W	Flux	CCT	Code	Code
1154 mm	24W direct 14W indirect	2915 lm 1881 lm	3000K	**BL007.** 01/04	**BL010.** 01/04
		3067 lm 1881 lm	4000K	**BL008.** 01/04 ***	**BL011.** 01/04 ***
2309 mm	47W direct 27W indirect	5830 lm 3570 lm	3000K	**BL107.** 01/04	**BL110.** 01/04
		6134 lm 3762 lm	4000K	**BL108.** 01/04 ***	**BL111.** 01/04 ***

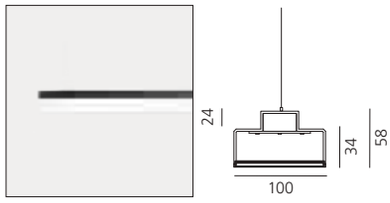

REFRACTIVE LINEAR ELEMENTS[2]

Direct emission ceiling/suspension					Dimmable DALI
Length	W	Beam	Flux[1]	CCT	Code
1154 mm	15W	XF	2140 lm	3000K	**CF000.** 01/04
				4000K	**CF001.** 01/04
2309 mm	28W	XF	4279 lm	3000K	**CF100.** 01/04
				4000K	**CF101.** 01/04

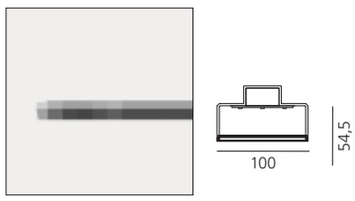

Direct + indirect emission suspension				Dimmable DALI
Length	W	Flux[1]	CCT	Code
1154 mm	15W direct 14W indirect	2140 lm direct 1727 lm indirect	3000K	**CF020.** 01/04
		2140 lm direct 1829 lm indirect	4000K	**CF021.** 01/04
2309 mm	28W direct 28W indirect	4279 lm direct 3550 lm indirect	3000K	**CF120.** 01/04
		4279 lm direct 3659 lm indirect	4000K	**CF121.** 01/04

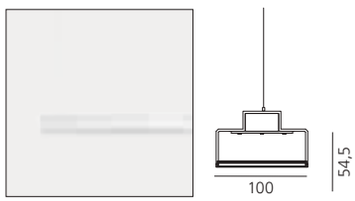

Louvres	
Length	Code
1154 mm	**CF501.** 01/04
2309 mm	**CF502.** 01/04

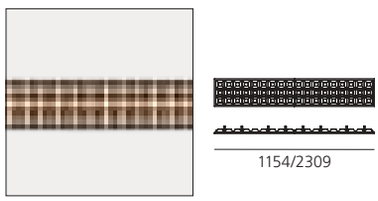

NO LIGHT MODULES***

Length	Code
384 mm	**BL309.** 01/04
1154 mm	**BL012.** 01/04
2309 mm	**BL112.** 01/04

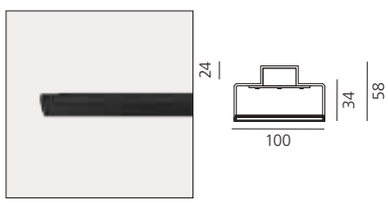

[1] Direct luminous flux: measured using white louvres.
With black louvres -10% output flux.
[2] Through-wiring for undimamble and DALI versions

HOY SYSTEM SUSPENSION / CEILING

White	Black
01	04

Accessories

	Code
Suspension powered end caps kit (pair) including 2 suspension cable L = 1.90 m	**BL200.** 01/04
Ceiling powered end caps kit (pair)	**BL206.** 01/04
Suspension powered transition linear joint including 1 suspension cable L = 1.90 m	**BL207.** 01/04
Suspension not powered transition linear joint including 1 suspension cable L = 1.90 m	**BL209.** 01/04
Ceiling powered transition linear joint	**BL208.** 01/04
Ceiling non powered transition linear joint	**BL210.** 01/04
Suspension powered 90° joint including 2 suspension cables L = 1.90 m	**BL212.** 01/04
Ceiling powered 90° joint	**BL213.** 01/04
DALI Daylight control and presence detector module*	**BL312.** 01/04
DALI2 Daylight control and presence detector module*	**BL311.** 01/04

Power Supply

	Code
Canopy for undimmable suspension modules (3 poles cable L = 2.20 m)	**BL20401**
Canopy for dimmable suspension modules* (5 poles cable L = 2.20 m)	**BL20501**
Canopy and BLL driver for Artemide APP suspension modules	**BL20501APP + DV1054APP**
Remote BLL driver for Artemide APP	**DV1054APP**

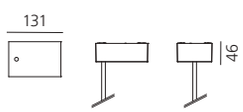

* Custom devices, sensors and interfaces can be integrated in the system. The feasibility must be approved by Artemide Technical Design Department.

HOY SYSTEM SUSPENSION / CEILING

White **01** | Black **04** | SP | FL | WF | XF

MacAdam 3SDCM
CRI = 90
Life L70 (9K) 50000h

IP20
90° 360°

SPOT REFLECTOR MODULES

Ø 90				**Dimmable DALI**
W	**Beam**	**Flux**	**CCT**	**Code**
22W	SP 13°	2053 lm	2700K	**BL300.** 01/04
		2053 lm	3000K	**BL301.** 01/04
		2361 lm	4000K	**BL302.** 01/04
	FL 24°	1924 lm	2700K	**BL303.** 01/04
		1924 lm	3000K	**BL304.** 01/04
		2213 lm	4000K	**BL305.** 01/04
	WF 50°	1915 lm	2700K	**BL306.** 01/04
		1915 lm	3000K	**BL307.** 01/04
		2203 lm	4000K	**BL308.** 01/04
	XF 67°	1784 lm	2700K	**BL320.** 01/04
		1784 lm	3000K	**BL321.** 01/04
		2066 lm	4000K	**BL322.** 01/04



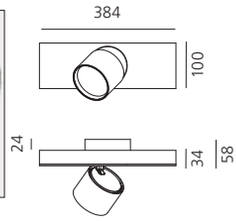

Accessories Spot			**Ø 90 reflector**
		Color	Code
	Accessories holder	●	**BM25000**
	Lens for elliptical emission		**BM25100**
	Soft filter		**BM25200**
	Honeycomb	●	**BM25300**

HOY SYSTEM SUSPENSION / CEILING

White	Black
01	04

Accessories

	Code
Suspension powered end caps kit (pair) including 2 suspension cable L = 1.90 m	**BL200.** 01/04
Ceiling powered end caps kit (pair)	**BL206.** 01/04
Suspension powered transition linear joint including 1 suspension cable L = 1.90m	**BL207.** 01/04
Suspension not powered transition linear joint including 1 suspension cable L = 1.90m	**BL209.** 01/04
Ceiling powered transition linear joint	**BL208.** 01/04
Ceiling non powered transition linear joint	**BL210.** 01/04
Suspension powered 90° joint including 2 suspension cables L = 1.90m	**BL212.** 01/04
Ceiling powered 90° joint	**BL213.** 01/04
DALI Daylight control and presence detector module*	**BL312.** 01/04
DALI2 Daylight control and presence detector module*	**BL311.** 01/04

Power Supply

	Code
Canopy for undimmable suspension modules (3 poles cable L = 2.20 m)	**BL20401**
Canopy for dimmable suspension modules* (5 poles cable L = 2.20 m)	**BL20501**
Canopy and BLL driver for Artemide APP suspension modules	**BL20501APP + DV1054APP**
Remote BLL driver for Artemide APP	**DV1054APP**

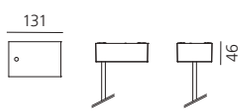

* Custom devices, sensors and interfaces can be integrated in the system. The feasibility must be approved by Artemide Technical Design Department.

Autosystem Office, Pordenone, Italy, Ph. Massimo Crivellari

HOY SYSTEM RECESSED

White	Black	XF
01	04	

220/240Vac 50/60Hz electronic ballast included

* Driver uses 1 DALI address
** Drivers use 2 DALI addresses

MacAdam 3SDCM
CRI = 90
Life L70 (6K) 50000h
*** CRI = 80

IP20

DIFFUSED LINEAR ELEMENTS

Direct emission				Dimmable DALI*
Length	W	Flux	CCT	Code
1154 mm	24W	2915 lm	3000K	**CI05001**
		3067 lm	4000K	**CI05101** ***
2309 mm	47W	5830 lm	3000K	**CI10001**
		6135 lm	4000K	**CI10101** ***



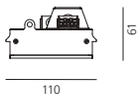

REFRACTIVE LINEAR ELEMENTS

Direct emission ceiling / suspension				Dimmable DALI
Length	W	Flux[1]	CCT	Code
1154 mm	14,7W	2143 lm	3000K	**CI06001**
			4000K	**CI06101**
2309 mm	29,4W	4286 lm	3000K	**CI11001**
			4000K	**CI11101**



Life L70 (17K) 102000h

Louvres	
Length	Code
1154 mm	**CF501.** 01/04
2309 mm	**CF502.** 01/04



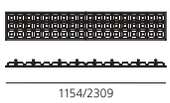

NO LIGHT MODULES[2]

Length	Code
384 mm	**CI200.** 01/04
1154 mm	**CI201.** 01/04
2309 mm	**CI202.** 01/04



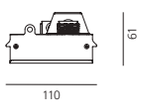

Trimless Formwork (aluminum)	
Length	Code
Linear 384 mm	**CI00001**
Linear 768 mm	**CI00301**
Linear 1154 mm	**CI00101**
Linear 2309 mm	**CI00201**
90° angle on the same plane	**CI015.** 01/04
End caps (2pcs)	**CI01001**

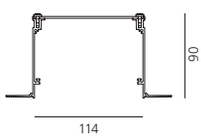

Accessories	
	Code
DALI Daylight control and presence detector module*	**CI601.** 01/04
DALI2 Daylight control and presence detector module*	**CI600.** 01/04
Remote BLL driver for Artemide APP	**DV1054APP**

[1] Direct luminous flux: measured using white louvres
With black louvres -10% output flux
[2] Through-wiring for undimamble and DALI versions

HOY SYSTEM RECESSED

White 01 | Black 04 | SP | FL | WF | XF

MacAdam 3SDCM
CRI = 90
Life L70 (9K) 50000h

IP20

SPOT LENS FIXED MODULES X 1

Ø 65					**Dimmable DALI**
Length	W	Beam	Flux	CCT	Code
384 mm	14W	SP 17°	1205 lm	2700K	**CI300.** 01/04
			1275 lm	3000K	**CI304.** 01/04
			1375 lm	4000K	**CI308.** 01/04
		FL 23°	1235 lm	2700K	**CI301.** 01/04
			1305 lm	3000K	**CI305.** 01/04
			1400 lm	4000K	**CI309.** 01/04
		WF 31°	1275 lm	2700K	**CI302.** 01/04
			1350 lm	3000K	**CI306.** 01/04
			1455 lm	4000K	**CI310.** 01/04
		XF 50°	1260 lm	2700K	**CI303.** 01/04
			1335 lm	3000K	**CI307.** 01/04
			1440 lm	4000K	**CI311.** 01/04

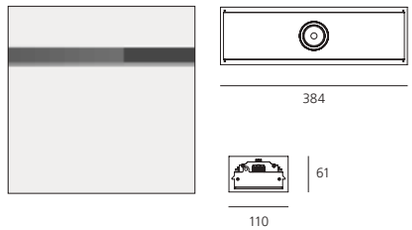

Ø 90					**Dimmable DALI**
Length	W	Beam	Flux	CCT	Code
384 mm	22W	SP 16°	1990 lm	2700K	**CI400.** 01/04
			2105 lm	3000K	**CI404.** 01/04
			2405 lm	4000K	**CI408.** 01/04
		FL 25°	2150 lm	2700K	**CI401.** 01/04
			2285 lm	3000K	**CI405.** 01/04
			2440 lm	4000K	**CI409.** 01/04
		WF 32°	2175 lm	2700K	**CI402.** 01/04
			2315 lm	3000K	**CI406.** 01/04
			2475 lm	4000K	**CI410.** 01/04
		XF 52°	1980 lm	2700K	**CI403.** 01/04
			2105 lm	3000K	**CI407.** 01/04
			2250 lm	4000K	**CI411.** 01/04

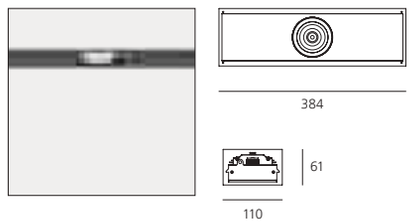

SPOT LENS ADJUSTABLE MODULES X 1

Ø 65					**Dimmable DALI**
Length	W	Beam	Flux	CCT	Code
384 mm	14W	SP 17°	1205 lm	2700K	**CI340.** 01/04
			1275 lm	3000K	**CI344.** 01/04
			1375 lm	4000K	**CI348.** 01/04
		FL 23°	1235 lm	2700K	**CI341.** 01/04
			1305 lm	3000K	**CI345.** 01/04
			1400 lm	4000K	**CI349.** 01/04
		WF 31°	1275 lm	2700K	**CI342.** 01/04
			1350 lm	3000K	**CI346.** 01/04
			1455 lm	4000K	**CI350.** 01/04
		XF 50°	1260 lm	2700K	**CI343.** 01/04
			1335 lm	3000K	**CI347.** 01/04
			1440 lm	4000K	**CI351.** 01/04

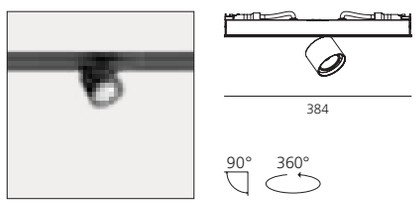

Ø 90					**Dimmable DALI**
Length	W	Beam	Flux	CCT	Code
384 mm	22W	SP 16°	1990 lm	2700K	**CI440.** 01/04
			2105 lm	3000K	**CI444.** 01/04
			2405 lm	4000K	**CI448.** 01/04
		FL 25°	2150 lm	2700K	**CI441.** 01/04
			2285 lm	3000K	**CI445.** 01/04
			2440 lm	4000K	**CI449.** 01/04
		WF 32°	2175 lm	2700K	**CI442.** 01/04
			2315 lm	3000K	**CI446.** 01/04
			2475 lm	4000K	**CI450.** 01/04
		XF 52°	1980 lm	2700K	**CI443.** 01/04
			2105 lm	3000K	**CI447.** 01/04
			2250 lm	4000K	**CI451.** 01/04

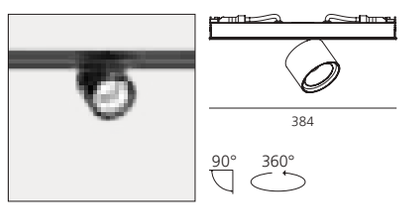

HOY SYSTEM RECESSED

White	Black
01	04

Accessories Spot	Color	Ø 65 lens Code	Ø 90 lens Code
Accessories holder	●	**BM75000**	**CK25000**
Lens for elliptical emission		**BM25100**	**CK25100**
Soft filter		**BM25200**	**CK25200**
Honeycomb	●	**BM25300**	**CK25300**

Accessories	Code
DALI Daylight control and presence detector module*	**CI601.** 01/04
DALI2 Daylight control and presence detector module*	**CI600.** 01/04
Remote BLL driver for Artemide APP	**DV1054APP**

Hoy linear stand alone

High Efficiency
up to 134 lm/W
UGR<19

DIFFUSED LINEAR STAND ALONE

White 01 | Black 04 | XF

220/240Vac 50/60Hz
electronic ballast
included
* Driver uses 1 DALI address
** Drivers use 2 DALI addresses

MacAdam 3SDCM
Life L70 (6K) 50000h
CRI = 90
*** CRI = 80
UGR<19

IP20

DIFFUSED LINEAR STAND ALONE CEILING

Direct emission					Undimmable	Dimmable DALI*
Length	W	Beam	Flux	CCT	Code	Code
1154 mm	24W	XF	2915 lm	3000K	**BL401.** 01/04	**BL404.** 01/04
			3067 lm	4000K	**BL402.** 01/04 ***	**BL405.** 01/04 ***
2309 mm	46W	XF	5830 lm	3000K	**BL501.** 01/04	**BL504.** 01/04
			6134 lm	4000K	**BL502.** 01/04 ***	**BL505.** 01/04 ***



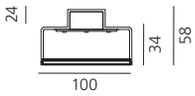

DIFFUSED LINEAR STAND ALONE SUSPENSION

Direct emission					Undimmable	Dimmable DALI*
Length	W	Beam	Flux	CCT	Code	Code
1154 mm	24W	XF	2915 lm	3000K	**BL451.** 01/04	**BL454.** 01/04
			3067 lm	4000K	**BL452.** 01/04 ***	**BL455.** 01/04 ***
2309 mm	46W	XF	5830 lm	3000K	**BL551.** 01/04	**BL554.** 01/04
			6134 lm	4000K	**BL552.** 01/04 ***	**BL555.** 01/04 ***

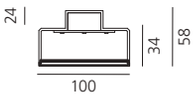

Direct + indirect emission					Undimmable	Dimmable DALI**
Length	W	Beam	Flux	CCT	Code	Code
1154 mm	24W direct 14W indirect	XF	2915 lm + 1785 lm 3067 lm + 1881 lm	3000K	**BL407.** 01/04	**BL410.** 01/04
				4000K	**BL408.** 01/04 ***	**BL411.** 01/04 ***
2309 mm	46W direct 27W indirect	XF	5830 lm + 3570 lm 6134 lm + 3762 lm	3000K	**BL507.** 01/04	**BL510.** 01/04
				4000K	**BL508.** 01/04 ***	**BL511.** 01/04 ***



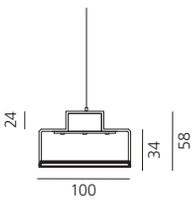

Hoy refractive three-phase track



HOY REFRACTIVE 3-PHASE TRACK

White	Black			
01	04	220/240Vac 50/60Hz electronic ballast included	MacAdam 3SDCM Life L70 (17K) 102000 CRI = 90	**IP**20

REFRACTIVE TRACK

Length	W	Flux[1]	CCT
582 mm	16W	2080 lm	3000K
			4000K

Dimmable DALI

Code	
CF300.	01/04
CF301.	01/04

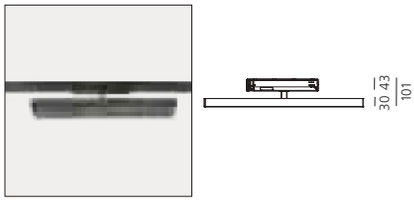

Louvres

Length
576 mm

Code	
CF500.	01/04

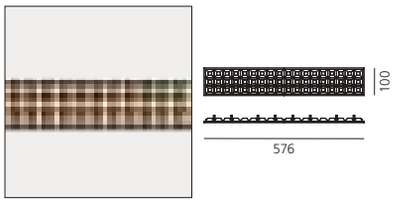

[1] Direct luminous flux: measured using white louvres
With black louvres -10% output flux

Katà Métron

Mario Cucinella
2022

“Katà Métron makes it possible to create lighting micro architectures that can be adapted to any space, shape and size. Together with Artemide, we have created an object capable of organising and redefining the space that surrounds us according to the most disparate needs”.

Mario Cucinella

ARTEMIDE
APP

For further information on Katà Métron
visit artemide.com

Refractive

PATENT OF INVENTION

Katà Métron refractive
592/1184/2368 x 105 x h 50 mm
3000K/4000K

Diffused

Katà Métron diffused
592/1184/2368 x 105 x h 50 mm
3000K/4000K

Spot and pendant

Katà Métron spot & pendant
1184 x 105 x h 50 mm
max 4 spots/pendants
2700K/3000K/4000K

Indirect diffused

Katà Métron indirect diffused
592/1184/2368 x 105 x h 50 mm
3000K/4000K

Refractive emission

Refractive lens
collects 100% of the LED luminous flux

High efficiency
more than 80%

High efficacy
136 lm/W

Extreme glare control
UGR<19
Luminance<3000 cd/m² @ 65°

KATÀ MÉTRON - REFRACTIVE EMISSION

White	Blue	Black	Red	Green	Yellow
01	02	04	08	09	17

* Driver uses 1 DALI address
** Driver uses 2 DALI addresses
*** Driver uses 3 DALI addresses

MacAdam 3SDCM
Life L70 (10k) 50000h
CRI = 90

IP20

Refractive module direct emission

Length	W	Flux	CCT	Dimmable DALI Code
592 mm	19W	2230 lm	3000K	*** KA311.** 01/02/04/ 08/09/17
		2379 lm	4000K	*** KA331.** 01/02/04/ 08/09/17
1184 mm	36W	4460 lm	3000K	*** KA411.** 01/02/04/ 08/09/17
		4757 lm	4000K	*** KA431.** 01/02/04/ 08/09/17
2368 mm	73W	8920 lm	3000K	****KA511.** 01/02/04/ 08/09/17
		9514 lm	4000K	****KA531.** 01/02/04/ 08/09/17

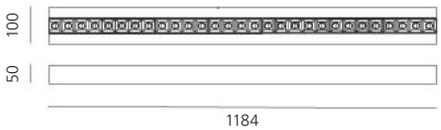

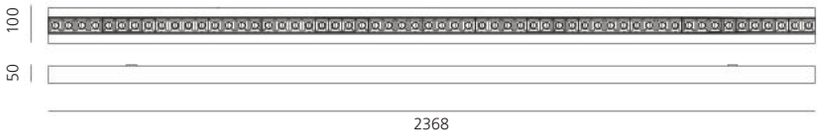

Refractive module direct + indirect emission

Length	W	Flux	CCT	Dimmable DALI Code
592 mm	19W direct 6W indirect	2230 lm direct 777 lm indirect	3000K	****KB311.** 01/02/04/ 08/09/17
		2379 lm direct 777 lm indirect	4000K	****KB331.** 01/02/04/ 08/09/17
1184 mm	36W direct 18W indirect	4460 lm direct 2331 lm indirect	3000K	****KB411.** 01/02/04/ 08/09/17
		4757 lm direct 2331 lm indirect	4000K	****KB431.** 01/02/04/ 08/09/17
2368 mm	73W direct 33W indirect	8920 lm direct 4662 lm indirect	3000K	*****KB511.** 01/02/04/ 08/09/17
		9514 lm direct 4662 lm indirect	4000K	*****KB531.** 01/02/04/ 08/09/17

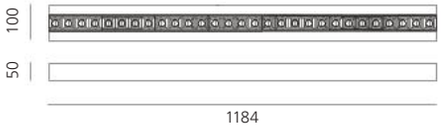

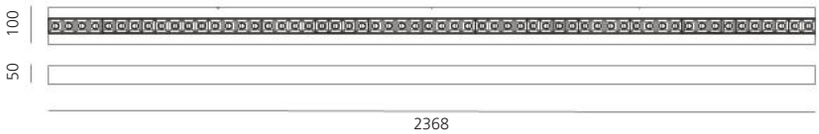

Louvres

Length	Color	Code
592 mm	●	**BZ07404**
1184 mm	●	**BZ05904**
2368 mm	●	**BZ06104**

Diffused emission

KATÀ MÉTRON - DIFFUSED EMISSION

White	Blue	Black	Red	Green	Yellow
01	02	04	08	09	17

* Driver uses 1 DALI address
** Driver uses 2 DALI addresses

MacAdam 3SDCM
Life L70 (10k) 102000h
CRI = 90

IP20

Diffused module direct emission

Length	W	Flux[1]	CCT	Dimmable DALI Code
592 mm	12W	1659 lm	3000K	***KA011.** 01/02/04/ 08/09/17
			4000K	***KA031.** 01/02/04/ 08/09/17
1184 mm	23W	3318 lm	3000K	***KA111.** 01/02/04/ 08/09/17
			4000K	***KA131.** 01/02/04/ 08/09/17
2368 mm	44W	6637 lm	3000K	****KA211.** 01/02/04/ 08/09/17
			4000K	****KA231.** 01/02/04/ 08/09/17



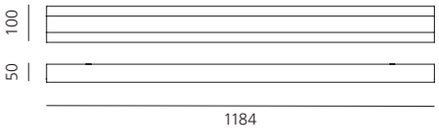



Diffused module direct + indirect emission

Length	W	Flux[1]	CCT	Dimmable DALI Code
592 mm	12W direct 6W indirect	1659 lm direct 777 lm indirect	3000K	****KB011.** 01/02/04/ 08/09/17
			4000K	****KB031.** 01/02/04/ 08/09/17
1184 mm	23W direct 18W indirect	3318 lm direct 2331 lm indirect	3000K	****KB111.** 01/02/04/ 08/09/17
			4000K	****KB131.** 01/02/04/ 08/09/17
2368 mm	44W direct 33W indirect	6637 lm direct 4662 lm indirect	3000K	*****KB211.** 01/02/04/ 08/09/17
			4000K	*****KB231.** 01/02/04/ 08/09/17

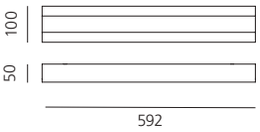

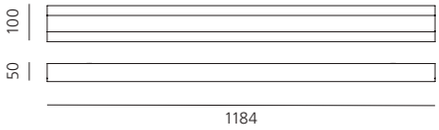



Opal diffuser in polycarbonate (recessed)

Length	Code
592 mm	**KZ84007**
1184 mm	**AT10100**
2368 mm	**AT10200**
10000 mm roll	**AT10000**
25000 mm roll	**AT10800**
50000 mm roll	**AT10900**

[1] Direct luminous flux: measured using white body.
With any other color body -7% output flux.

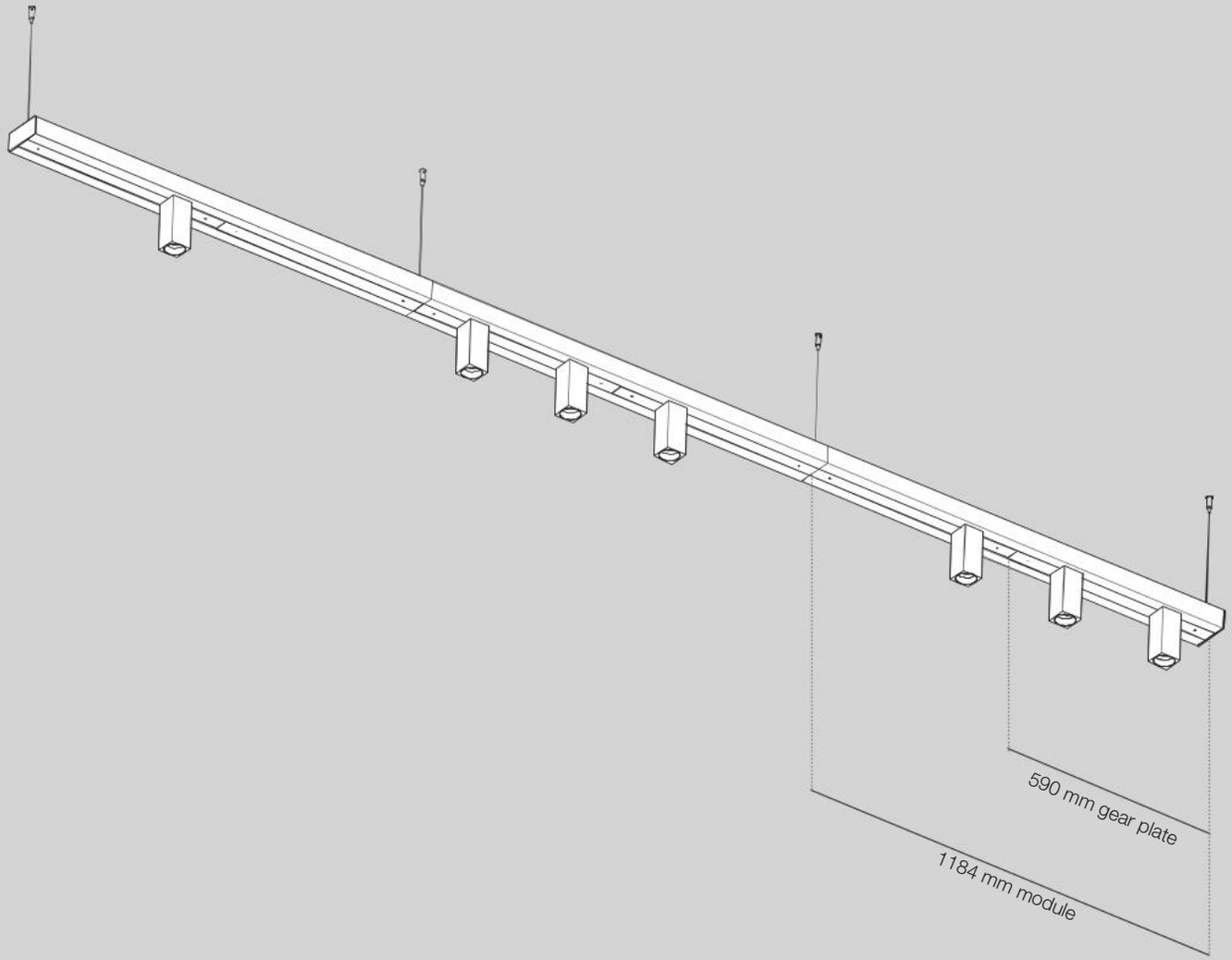

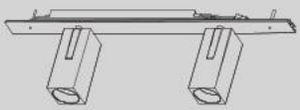

Gear plate x 2
2 x spots 40
2 x spots 55
2 x pendants 40
2 x pendants 55

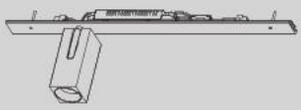

Gear plate x 1
1 x spot 40
1 x spot 55
1 x pendant 40
1 x pendant 55

Plate without
spot/pendant

One track of 1184 mm can be composed by 2 gear plates

Spot & pendant accessories

A unique universal holder
for all optical accessories
(up to 2 filters together)



Accessories
holder

Elliptical
filter

Soft
filter

Anti dazzle
louvre

Spot & Pendant Modules

KATÀ MÉTRON - SPOT & PENDANT

White	Blue	Black	Red	Green	Yellow
01	**02**	**04**	**08**	**09**	**17**

* Driver uses 1 DALI address

MacAdam 3SDCM
Life L70 (17k) 102000h
CRI = 90

IP20

Module for spot & pendant

Length	Code
1184 mm	**KA791.** 01/02/04/ 08/09/17

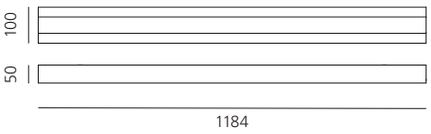

Module for spot/pendant + indirect diffused emission

Length	W	Flux	CCT	Dimmable DALI* Code
1184 mm	18W	2331 lm	3000K	**KB711.** 01/02/04/ 08/09/17
			4000K	**KB731.** 01/02/04/ 08/09/17

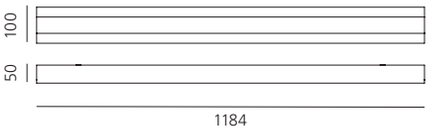

Gear without spot/pendant

Length	Code
590 mm	**KZ84004**



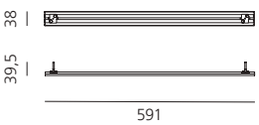

KATÀ MÉTRON - SPOT

Black

SP FL WF

Driver uses 1 DALI address

MacAdam 2SDCM
*MacAdam 3SDCM
Life L70 (17k) 102000h
Life L70 (17k) 145000h
CRI = 90

IP20
90° 360°

SPOT 1 x 40

W	Beam	Flux	CCT	Dimmable DALI Code
11W	SP 14°*	566 lm	2700K	**KZ70004**
		566 lm	3000K	**KZ71004**
		566 lm	4000K	**KZ73004**
	FL 21°	556 lm	2700K	**KZ70104**
		598 lm	3000K	**KZ71104**
		641 lm	4000K	**KZ73104**
	WF 28°	503 lm	2700K	**KZ70204**
		542 lm	3000K	**KZ71204**
		580 lm	4000K	**KZ73204**

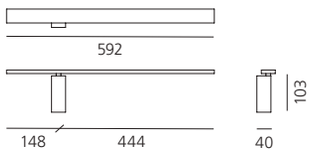

SPOT 2 x 40

W	Beam	Flux	CCT	Dimmable DALI Code
19W	SP 14°*	2 x 566 lm	2700K	**KZ50004**
		2 x 566 lm	3000K	**KZ51004**
		2 x 566 lm	4000K	**KZ53004**
	FL 21°	2 x 556 lm	2700K	**KZ50104**
		2 x 598 lm	3000K	**KZ51104**
		2 x 641 lm	4000K	**KZ53104**
	WF 28°	2 x 503 lm	2700K	**KZ50204**
		2 x 542 lm	3000K	**KZ51204**
		2 x 580 lm	4000K	**KZ53204**

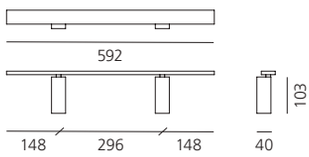

Accesories	Color	40 Code
 Accessories holder	●	**AP90100**
Lens for elliptical emission		**AP90200**
Soft filter		**AP90300**
Anti-dazzle louvre	●	**AP90400**

KATÀ MÉTRON - SPOT

Black

SP FL WF

Driver uses 1 DALI address

MacAdam 3SDCM
Life L70 (9k) 50000h
CRI = 90

IP20

90° 360°

SPOT 1 x 55

W	Beam	Flux	CCT	Dimmable DALI Code
22W	SP 15°	1709 lm	2700K	**KZ30004**
		1805 lm	3000K	**KZ31004**
		1951 lm	4000K	**KZ33004**
	FL 22°	1742 lm	2700K	**KZ30104**
		1846 lm	3000K	**KZ31104**
		1996 lm	4000K	**KZ33104**
	WF 31°	1813 lm	2700K	**KZ30204**
		1915 lm	3000K	**KZ31204**
		2070 lm	4000K	**KZ33204**

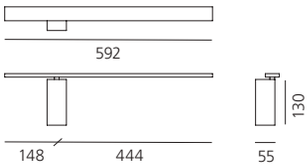

SPOT 2 x 55

W	Beam	Flux	CCT	Dimmable DALI Code
40W	SP 15°	2 x 1709 lm	2700K	**KZ10004**
		2 x 1805 lm	3000K	**KZ11004**
		2 x 1951 lm	4000K	**KZ13004**
	FL 22°	2 x 1742 lm	2700K	**KZ10104**
		2 x 1846 lm	3000K	**KZ11104**
		2 x 1996 lm	4000K	**KZ13104**
	WF 31°	2 x 1813 lm	2700K	**KZ10204**
		2 x 1915 lm	3000K	**KZ11204**
		2 x 2070 lm	4000K	**KZ13204**

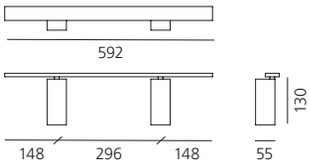

Accessories	Color	55 Code
Accessories holder	●	**AP91100**
Lens for elliptical emission		**AP91200**
Soft filter		**AP91300**
Anti-dazzle louvre	●	**AP91400**

KATÀ MÉTRON - PENDANT

Black

SP FL WF

Driver uses 1 DALI address

MacAdam 2SDCM
*MacAdam 3SDCM
Life L70 (17K) 102000h
Life L70 (17K) 145000h
CRI = 90

IP20

PENDANT 1 x 40

W	Beam	Flux	CCT	Dimmable DALI Code
11W	SP 14°*	566 lm	2700K	**KZ20004**
		566 lm	3000K	**KZ21004**
		566 lm	4000K	**KZ23004**
	FL 21°	556 lm	2700K	**KZ20104**
		598 lm	3000K	**KZ21104**
		641 lm	4000K	**KZ23104**
	WF 28°	503 lm	2700K	**KZ20204**
		542 lm	3000K	**KZ21204**
		580 lm	4000K	**KZ23204**

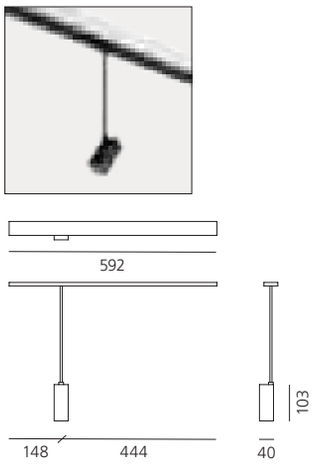

PENDANT 2 x 40

W	Beam	Flux	CCT	Dimmable DALI Code
19W	SP 14°*	2 x 566 lm	2700K	**KZ60004**
		2 x 566 lm	3000K	**KZ61004**
		2 x 566 lm	4000K	**KZ63004**
	FL 21°	2 x 556 lm	2700K	**KZ60104**
		2 x 598 lm	3000K	**KZ61104**
		2 x 641 lm	4000K	**KZ63104**
	WF 28°	2 x 503 lm	2700K	**KZ60204**
		2 x 542 lm	3000K	**KZ61204**
		2 x 580 lm	4000K	**KZ63204**

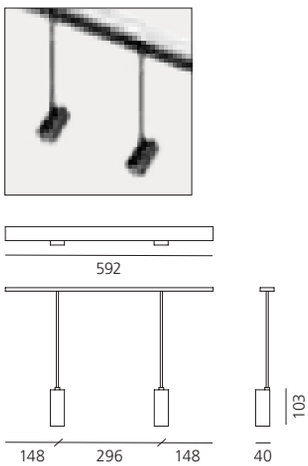

Accesories	Color	40 Code
Accessories holder	●	**AP90100**
Lens for elliptical emission		**AP90200**
Soft filter		**AP90300**
Anti-dazzle louvre	●	**AP90400**

KATÀ MÉTRON - PENDANT

Black

SP FL WF

Driver uses 1 DALI address

MacAdam 3SDCM
Life L70 (9K) 50000h
CRI = 90

IP20

PENDANT 1 x 55

W	Beam	Flux	CCT	Dimmable DALI Code
20W	SP 15°	1709 lm	2700K	**KZ40004**
		1805 lm	3000K	**KZ41004**
		1951 lm	4000K	**KZ43004**
	FL 22°	1742 lm	2700K	**KZ40104**
		1846 lm	3000K	**KZ41104**
		1996 lm	4000K	**KZ43104**
	WF 31°	1813 lm	2700K	**KZ40204**
		1915 lm	3000K	**KZ41204**
		2070 lm	4000K	**KZ43204**

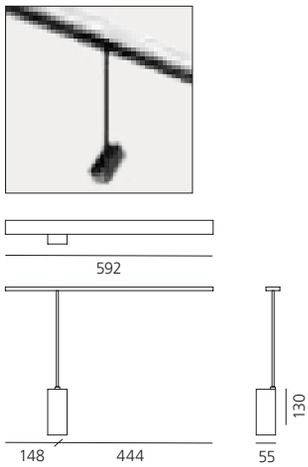

PENDANT 2 x 55

W	Beam	Flux	CCT	Dimmable DALI Code
40W	SP 15°	2 x 1709 lm	2700K	**KZ80004**
		2 x 1805 lm	3000K	**KZ81004**
		2 x 1951 lm	4000K	**KZ83004**
	FL 22°	2 x 1742 lm	2700K	**KZ80104**
		2 x 1846 lm	3000K	**KZ81104**
		2 x 1996 lm	4000K	**KZ83104**
	WF 31°	2 x 1813 lm	2700K	**KZ80204**
		2 x 1915 lm	3000K	**KZ81204**
		2 x 2070 lm	4000K	**KZ83204**

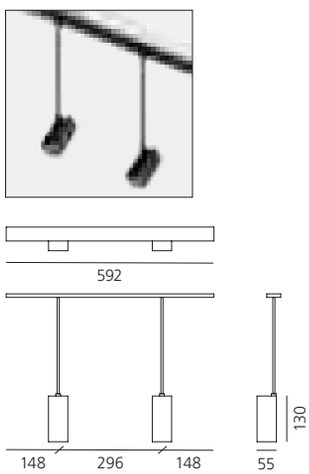

Accesories	Color	55 Code
Accessories holder	●	**AP91100**
Lens for elliptical emission		**AP91200**
Soft filter		**AP91300**
Anti-dazzle louvre	●	**AP91400**

KATÀ MÉTRON ANGLE ELEMENTS & JOINTS

Black

IP20

ANGLE ELEMENTS

	Color	Code
Suspension 45° 2 exits Cable included Feedable Joint	●	**KZ84005**
Ceiling 45° 2 exits	●	**KZ84006**
Suspension 90° 2 exits Cable included Feedable Joint	●	**KZ01904**
Ceiling 90° 2 exits	●	**KZ02304**

JOINTS

	Color	Code
Suspension linear Joints 2 exits Cable included Feedable Joint	●	**KZ02004**
Ceiling linear Joints 2 exits	●	**KZ02404**
Suspension T Joints 3 exits Cable included Feedable Joint	●	**KZ01804**
Ceiling T Joints 3 exits	●	**KZ02204**
Suspension X Joints 4 exits Cable included Feedable Joint	●	**KZ01704**
Ceiling X Joints 4 exits	●	**KZ02104**

	Code
Suspension Kit End modules	**KZ01004**
Suspension Kit Intermediate joint elements	**KZ01104**
Ceiling Kit End modules	**KZ01204**
Ceiling Kit Intermediate joint elements	**KZ01304**
End Caps Refractive, spot and pendant modules	**KZ01404**
End Caps Diffused modules	**KZ01504**
Coverwires and joints Cover for diffused screen Diffused modules	**KZ01604**

Power supply	DALI Code	Artemide APP Code
Ceiling rose Transparent cable 2 m	**KZ02504**	**KZ02604**
BLL interface for Artemide APP with antenna Up to 40 addresses Ceiling modules		**KZ02604**

Series Y

Gensler
2017

ARTEMIDE
APP
on request

For further information on Series Y
visit artemide.com

Series Y

Batwing indirect emission

Maximum flexibility of composition

Horizontal rotation modules respecting a minimum of 75°

Controlled emission

Diffused emission

Free vertical tilt up to
30° upwards
or 30° downwards

Horizontal and vertical freedom to play with

ROTATION ON HORIZONTAL PLANE

During the installation it is possible to freely choose the position of each single module, respecting a minimum angle between two modules of 75°.

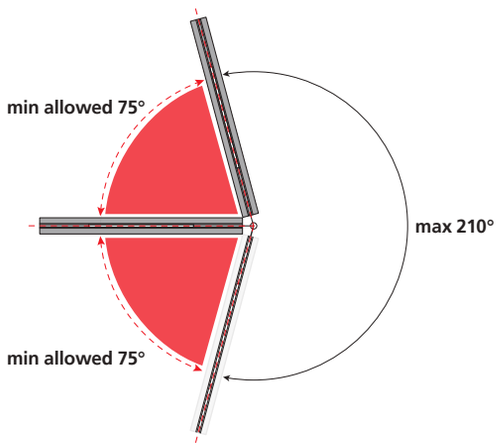

TILT ON VERTICAL PLANE

Each module can be easily tilted (upward or downward) up to 30° from the horizontal plane.

These two movements (rotation and tilting) can be mixed up in infinite possibilities to best adapt to space requirements.

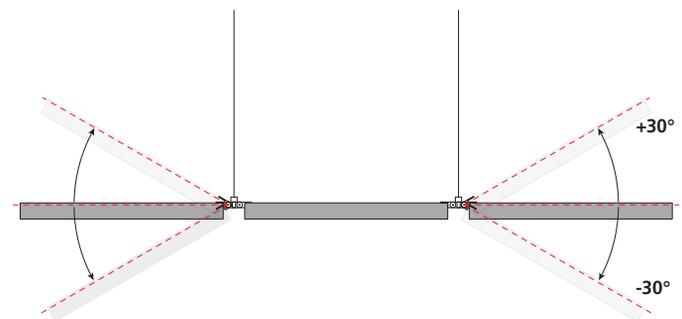

POSSIBLE MULTIPLE CONFIGURATIONS UP TO 4 MODULES

POWERED JOINT AND SUSPENSION CABLE



X 2 Modules



X 3 Modules



X 4 Modules

MECHANICAL JOINT AND SUSPENSION CABLE



X 2 Modules



X 3 Modules

X 4 Modules

Series Y joints



Series Y linear configuration



1 MODULE

Terminal suspension kit

Direct + indirect module

Ceiling rose

End cap

END CAP



TERMINAL SUSPENSION KIT



INTERMEDIATE SUSPENSION KIT



CEILING ROSE





○ ○ ● ● ●

○ Small 416 x 99 x 65 mm
x 1, x 2, x 3, x 4 modules
Undimmable
x 1, x 2 modules
Dimmable DALI

○ Large 416 x 139 x 65 mm
x 3, x 4 modules
Dimmable DALI



MORE THAN 2 MODULES

Terminal suspension kit

Ceiling rose

Intermediate suspension kit

Direct + indirect module

End cap

Series Y star configuration

JOINT POWERED



3 MODULES

Terminal suspension kit

Joint end cap

Ceiling rose

Joint with cable X 3

Direct + indirect module

End cap

END CAP



JOINT END CAP

TERMINAL SUSPENSION KIT

CEILING ROSE





○ Small 416 x 99 x 65 mm
x 1, x 2, x 3, x 4 modules
Undimmable
x 1, x 2 modules
Dimmable DALI

○ Large 416 x 139 x 65 mm
x 3, x 4 modules
Dimmable DALI



4 MODULES

Ceiling rose

Terminal suspension kit

Joint end cap

Joint with cable X 4

Direct + indirect module

End cap

Series Y mixed configuration

MECHANICAL JOINT



JOINT WITH CABLE



5 MODULES

Terminal suspension kit

Ceiling rose

Intermediate suspension kit

Direct + indirect module

END CAP



JOINT END CAP

TERMINAL SUSPENSION KIT

CEILING ROSE





Small 416 x 99 x 65 mm
x 1, x 2, x 3, x 4 modules
Undimmable
x 1, x 2 modules
Dimmable DALI

Large 416 x 139 x 65 mm
x 3, x 4 modules
Dimmable DALI

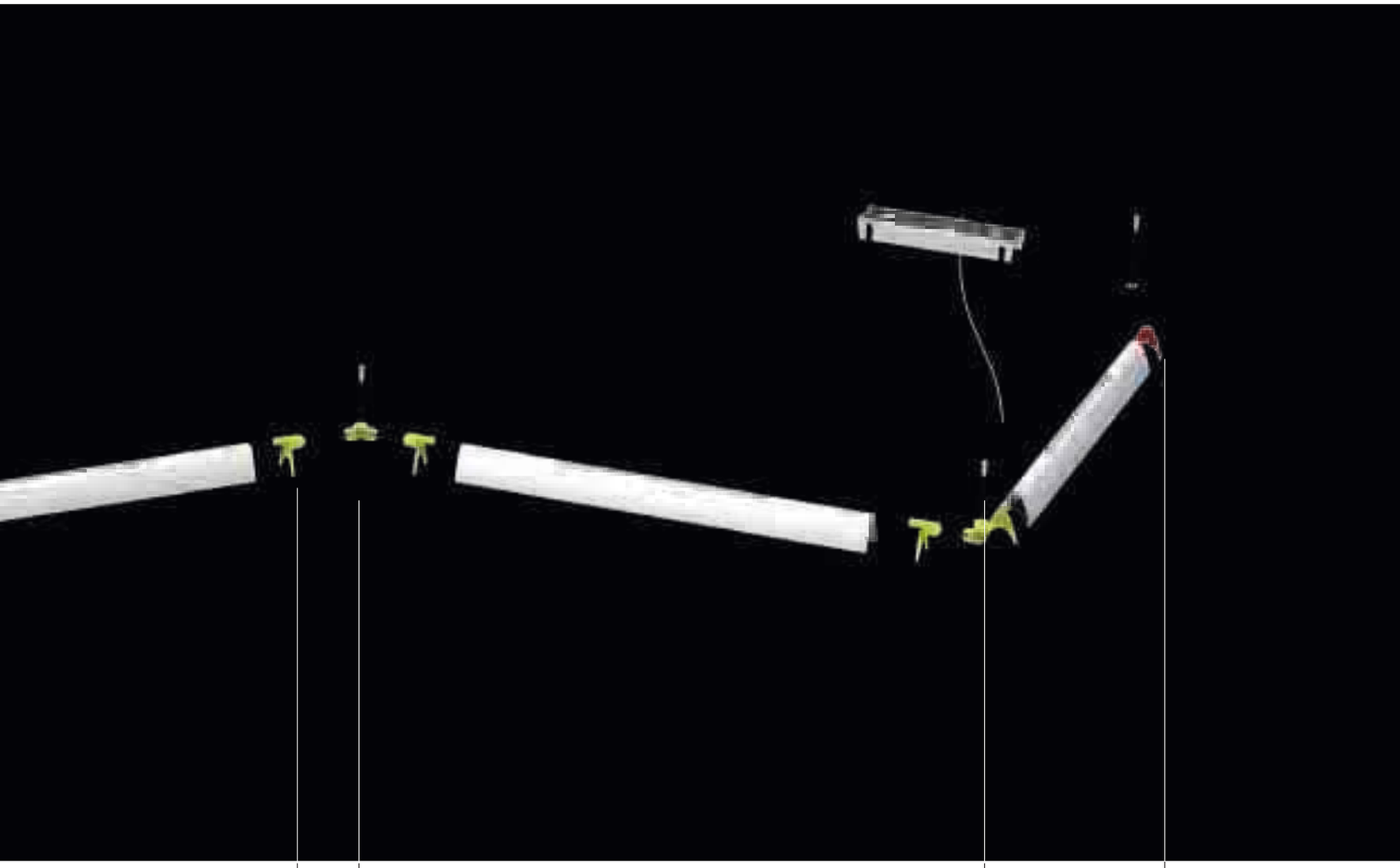

SERIES Y - DIRECT EMISSION UNDIMMABLE

White	Black	Silver
01	04	05

MacAdam 3SDCM
Life L70 (9K) 50000h
CRI = 90

IP20

DIFFUSED EMISSION

Length	W	CRI	Flux	CCT	Undimmable Code
1120 mm	35W	90	3460 lm	3000K	**AY000.** 01/04/05
			3643 lm	4000K	**AY005.** 01/04/05

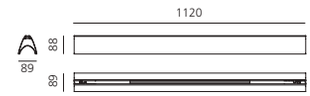

CONTROLLED EMISSION

Length	W	Flux	CCT	Undimmable Code
1120 mm	35W	3012 lm	3000K	**AY010.** 01/04/05
		3171 lm	4000K	**AY015.** 01/04/05

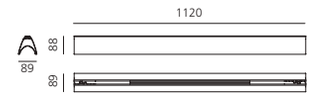

Ceiling rose	Undimmable Code
Rose x 1 module	**AY80101**
Rose x 2 modules	**AY80201**
Rose x 3 modules - linear configuration	**AY80301**
Rose x 3 modules - star configuration	**AY80401**
Rose x 4 modules - linear configuration	**AY80501**
Rose x 4 modules - star configuration	**AY80601**

Small
Undimmable rose
Ceiling rose suitable for all undimmable modules configurations.

LINEAR CONFIGURATION

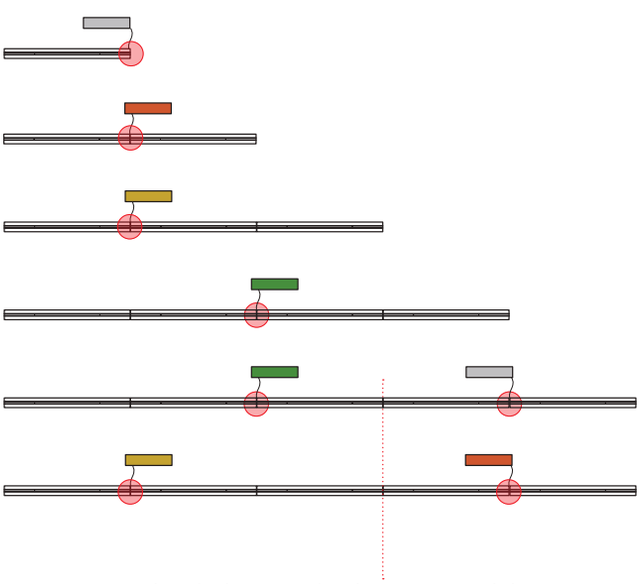

No electrical connection between modules

STAR CONFIGURATION

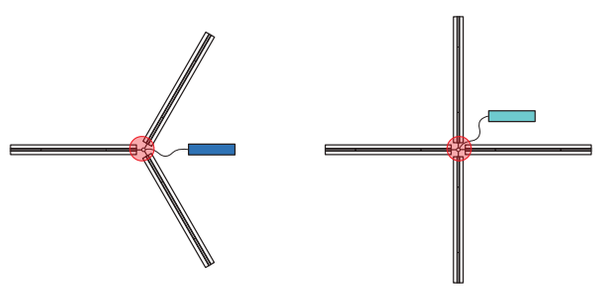

MIXED CONFIGURATION

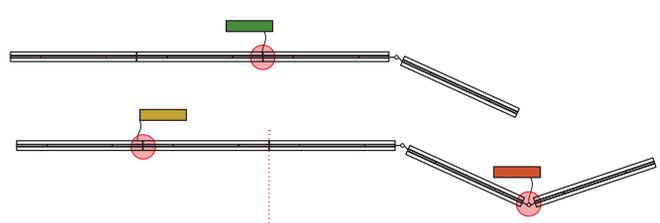

No electrical connection between modules

SERIES Y - DIRECT + INDIRECT EMISSION DIMMABLE

White	Black	Silver
01	04	05

MacAdam 3SDCM
Life L70 (9K) 50000h
CRI = 90

IP20

DIFFUSED DIRECT EMISSION + BATWING INDIRECT EMISSION

Length	W	Flux	CCT	Dimmable DALI Code
1120 mm	35W direct 20W indirect	3460 lm direct 2120 lm indirect	3000K	**AY050.** 01/04/05
		3643 lm direct 2232 lm indirect	4000K	**AY055.** 01/04/05

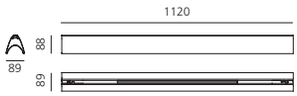

CONTROLLED DIRECT EMISSION + BATWING INDIRECT EMISSION

Length	W	Flux	CCT	Dimmable DALI Code
1120 mm	35W direct 20W indirect	3012 lm direct 2120 lm indirect	3000K	**AY060.** 01/04/05
		3171 lm direct 2232 lm indirect	4000K	**AY065.** 01/04/05

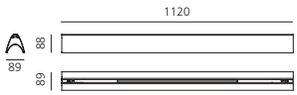

Ceiling rose	Dimmable DALI Code
Rose x 1 module	**AY81101**
Rose x 2 modules	**AY81201**
Rose x 3 modules - linear configuration	**AY81301**
Rose x 3 modules - star configuration	**AY81401**
Rose x 4 modules - linear configuration	**AY81501**
Rose x 4 modules - star configuration	**AY81601**

Small
Dimmable rose
Ceiling rose suitable for 1 or 2 dimmable modules configurations.

Large
Dimmable rose
Ceiling rose suitable for 3 or 4 dimmable modules configurations.

LINEAR CONFIGURATION

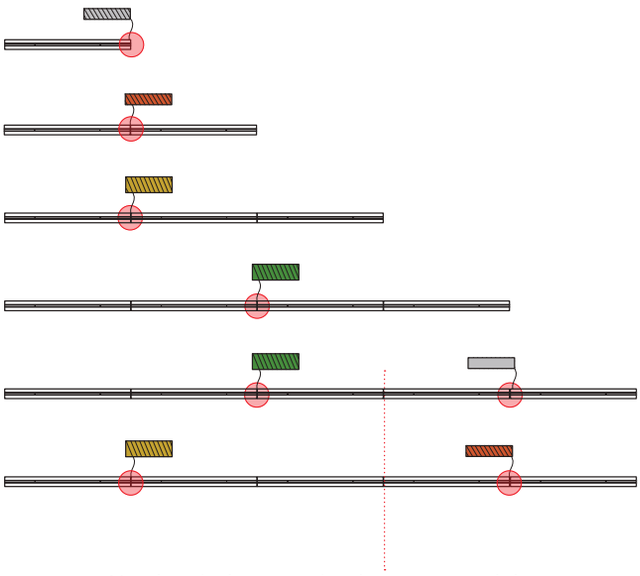

No electrical connection between modules

STAR CONFIGURATION

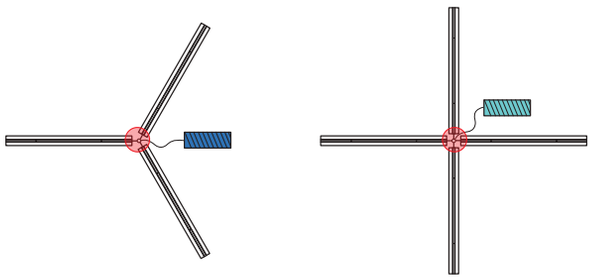

MIXED CONFIGURATION

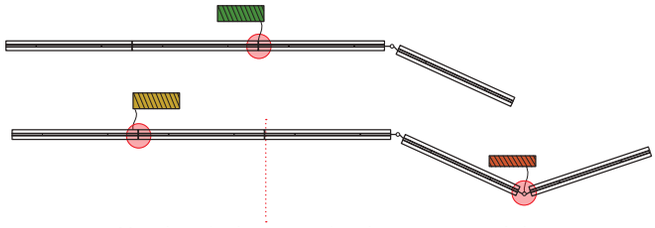

No electrical connection between modules

White	Black	Silver	Red	Yellow
01	04	05	08	15

Accessories

		Code
	Terminal suspension kit	**AY50000**
	Intermediate suspension kit	**AY51000**
	End cap	**AY600.** 01/04 05/08/15
	Joint end cap	**AY610.** 01/04 05/08/15

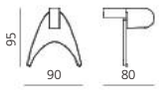

Powered joints

		Code
	x 2 modules + suspension cable	**AY700.** 01/04 05/08/15
	x 3 modules + suspension cable	**AY710.** 01/04 05/08/15
	x 4 modules + suspension cable	**AY720.** 01/04 05/08/15

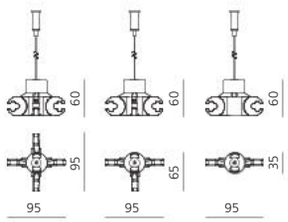

Mechanical joints

		Code
	x 2 modules + suspension cable	**AY730.** 01/04 05/08/15
	x 3 modules + suspension cable	**AY740.** 01/04 **AY750.** 05/08/15
	x 4 modules + suspension cable	**AY760.** 01/04 05/08/15

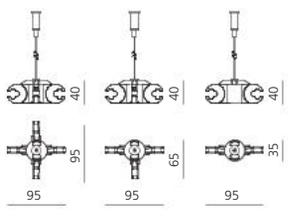

Metro Village, San Donato (MI), Italy, Project by Lombardini22, Ph. Dario e Carlos Tettamanzi

Somnium

Carlotta de Bevilacqua
2024

PATENT OF INVENTION: OPTICS

ARTEMIDE
APP

Somnium is a system born from the fusion of optical, structural, and production elements, brought to life through transparency.

At its core there is an optical cell, engineered for maximum efficiency and optimal perception. Much like a cell, it reproduces and collaborates within the system, creating a seamless flow.

The optical element, crafted from a singular material, embodies sustainable industrial intelligence in its design. It reduces material diversity, minimises weight, and simplifies production steps.

The patented optical synthesis is the principle through which to design the reality of lighting within space thanks to a system of linear and curved modules.

For further information on Somnium
visit artemide.com

Transparency challenge

Optical control elements

Somnium represents also the perceptive balance in terms of contrast between the optical structure and background.
The luminance contrast, defined by the relation between the object and background luminances, is an important parameter in light design.
Somnium respects values of luminous contrast up to 100, normally considered comfortable applications, in accordance with standards and other recognized parameters*.

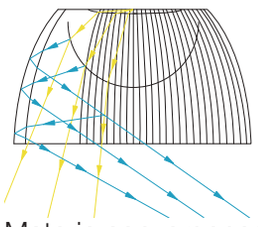

Materic convergence
between lens and antiglare
Optical PMMA

Refractive lens and TIR (total internal reflection) antiglare

Collects around 100% of the LED luminous flux and reflects secondary rays maximizing the flux output

TIR (total internal reflection) optical structure ensures a comfortable perception of the product in the surrounding.

The very minimum percentage (<1%) of light that, due both to the physical phenomenon of refraction and to the natural impurity of PMMA of the lens, is diffused by the external optical structure. Its illumination allows to perceive itself as a vivid presence contributing to the direct light emission.

The total enlighted surface captured by sight, being wider maintains the luminance <3000 cd/m^2 at 65° and over the optical axis, making the perception smoother and not offensive for the human eye.

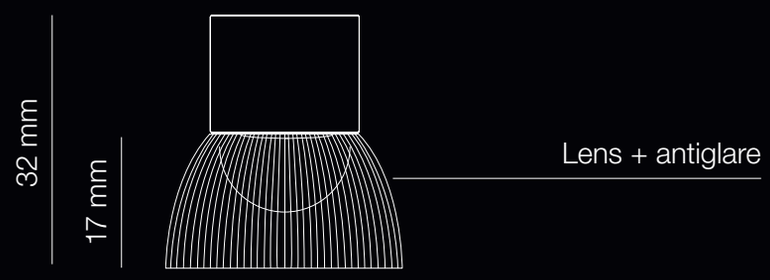

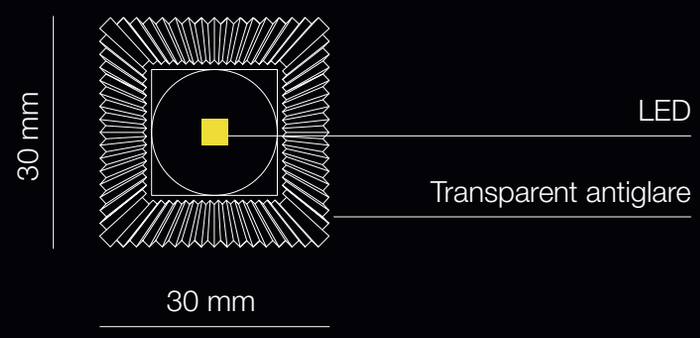

HIGH EFFICIENCY
up to 93%

HIGH EFFICACY
up to 165 lm/W stand alone
up to 160 lm/W system

CRI = 90

Responsible energetic project

Extreme efficacy

DIRECT EMISSION

Controlled distribution

Beam 2 x 35°

UGR<16

INDIRECT EMISSION

Diffused distribution

Beam 2 x 60°

Reduced dimensions and weight

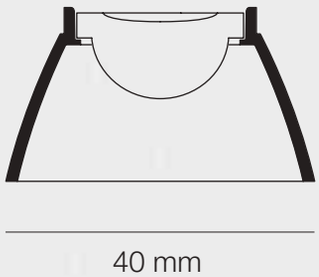

Traditional antiglare black/white

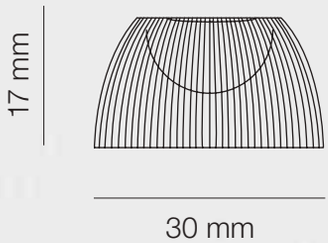

Somnium transparent antiglare

Linear 1260
1260 x h 32 mm

0,6 Kg

Circular 1100
Ø1100 x h 32 mm

1,6 Kg

Somnium
Stand alone

Integrating different performances

CONFIGURATIONS
CONSTANT CURRENT FED

Linear 1260
1260 x h 32 mm
Total Power: 20W
Flux: 3287 lm

Linear 1680
1680 x h 32 mm
Total Power: 27W
Flux: 4383 lm

Linear 2100
2100 x h 32 mm
Total Power: 34W
Flux: 5479 lm

Circular 832
Ø832 x h 32 mm
Total Power: 27W
Flux: 4452 lm

Circular 1100
Ø1100 x h 32 mm
Total Power: 36W
Flux: 5936 lm

SCENARIOS
WORKPLACES

Stand alone
1 linear 1260
Total Power: 20W
Direct + indirect
3000K

n.1 desk

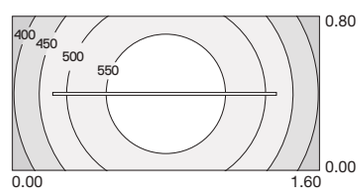

Installation h 2400 mm - Desk h 750 mm
E_{av}= 572 lx u_0= 0,711

n.2 desks

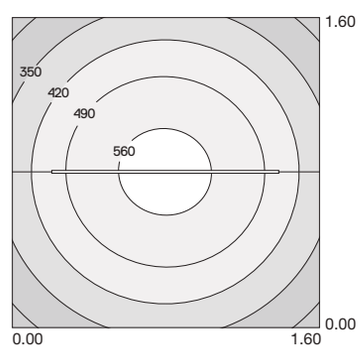

Installation h 2400 mm - Desk h 750 mm
E_{av}= 510 lx u_0= 0,571

Linear 1260

Linear 1680

Linear 2100

Circular 832



Circular 1100



SOMNIUM STAND ALONE

Structure: Brushed aluminum

Optics: Transparent

Driver supply voltage 220-240V

Direct and indirect emissions are simultaneously controlled

MacAdam 3SDCM
Life L70 (17K) 102000h
CRI = 90

IP20

Glow wire test 650°

LINEAR STAND ALONE

Direct + indirect emission with ceiling power supply					DALI / Push	APP & Push
Size	Weight	W	Flux	CCT	Code	Code
1260 mm	0,6 kg	20W	1726 lm direct 1561 lm indirect	3000K	**TT61000**	**TT61000APP**
			1726 lm direct 1561 lm indirect	4000K	**TT62000**	**TT62000APP**
1680 mm	0,8 kg	27W	2301 lm direct 2082 lm indirect	3000K	**TT71000**	**TT71000APP**
			2301 lm direct 2082 lm indirect	4000K	**TT72000**	**TT72000APP**
2100 mm	1,0 kg	34W	2877 lm direct 2602 lm indirect	3000K	**TT81000**	**TT81000APP**
			2877 lm direct 2602 lm indirect	4000K	**TT82000**	**TT82000APP**

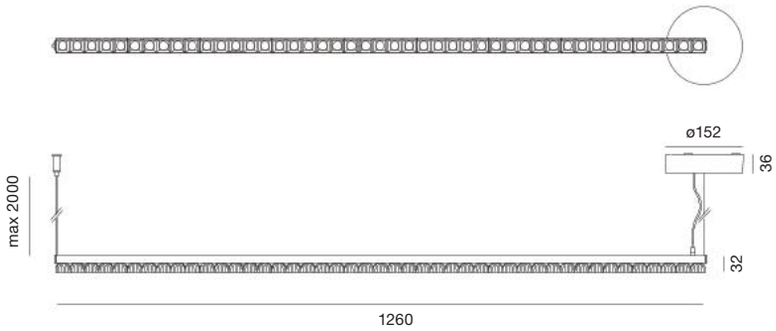

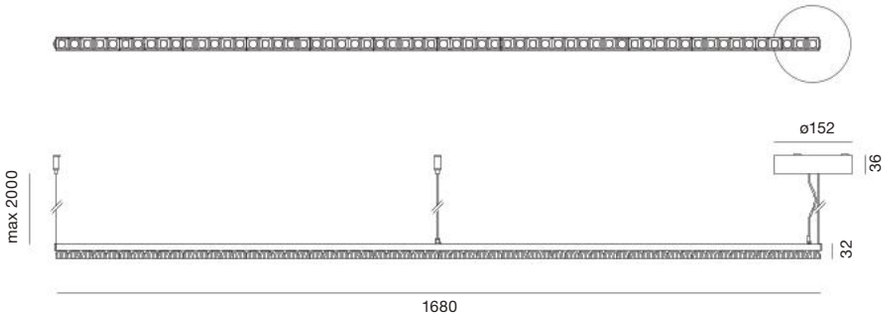

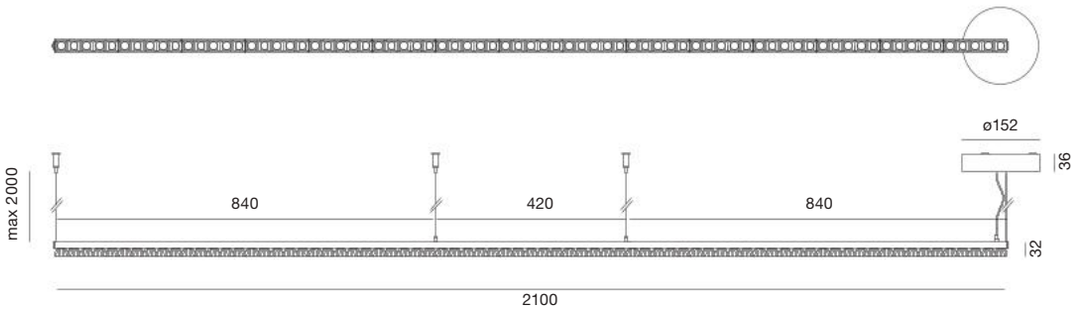

SOMNIUM STAND ALONE

Structure: Brushed aluminum

Optics: Transparent

Driver supply voltage 220-240V

Direct and indirect emissions are simultaneously controlled

MacAdam 3SDCM
Life L70 (17K) 102000h
CRI = 90

IP20

Glow wire test 650°

LINEAR STAND ALONE

Direct + indirect emission with trimless recessed power supply					DALI / Push	APP & Push
Size	Weight	W	Flux	CCT	Code	Code
1260 mm	0,6 kg	20W	1726 lm direct 1561 lm indirect	3000K	**TT61100**	**TT61100APP**
			1726 lm direct 1561 lm indirect	4000K	**TT62100**	**TT62100APP**
1680 mm	0,8 kg	27W	2301 lm direct 2082 lm indirect	3000K	**TT71100**	**TT71100APP**
			2301 lm direct 2082 lm indirect	4000K	**TT72100**	**TT72100APP**
2100 mm	1,0 kg	34W	2877 lm direct 2602 lm indirect	3000K	**TT81100**	**TT81100APP**
			2877 lm direct 2602 lm indirect	4000K	**TT82100**	**TT82100APP**

ø 95

Trimless recessed power supply detail

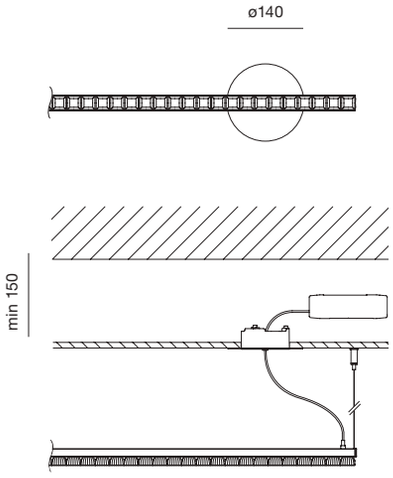

SOMNIUM STAND ALONE

Structure: Brushed aluminum

Optics: Transparent

Driver supply voltage 220-240V

Direct and indirect emissions are simultaneously controlled.

MacAdam 3SDCM
Life L70 (17K) 102000h
CRI = 90

IP20

Glow wire test 650°

CIRCULAR STAND ALONE

Direct + indirect emission with ceiling power supply					DALI / Push	APP & Push
Size	Weight	W	Flux	CCT	Code	Code
ø832 mm	1,2 kg	27W	2338 lm direct 2114 lm indirect	3000K	**TT93000**	**TT93000APP**
			2338 lm direct 2114 lm indirect	4000K	**TT94000**	**TT94000APP**
ø1100 mm	1,6 kg	36W	3117 lm direct 2819 lm indirect	3000K	**TT91000**	**TT91000APP**
			3117 lm direct 2819 lm indirect	4000K	**TT92000**	**TT92000APP**



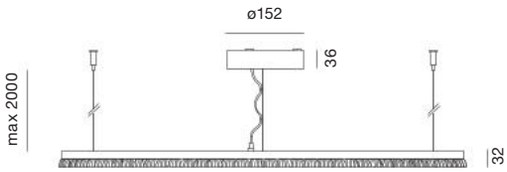

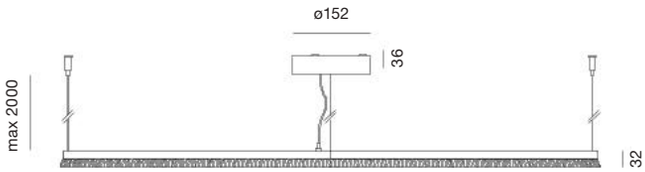

SOMNIUM STAND ALONE

Structure: Brushed aluminum

Optics: Transparent

Driver supply voltage 220-240V

Direct and indirect emissions are simultaneously controlled.

MacAdam 3SDCM
Life L70 (17k) 102000h
CRI = 90

IP20

Glow wire test 650°

CIRCULAR STAND ALONE

Direct + indirect emission with trimless recessed power supply					DALI / Push	APP & Push
Size	Weight	W	Flux	CCT	Code	Code
ø832 mm	1,2 kg	27W	2338 lm direct 2114 lm indirect	3000K	**TT93100**	**TT93100APP**
			2338 lm direct 2114 lm indirect	4000K	**TT94100**	**TT94100APP**
ø1100 mm	1,6 kg	36W	3117 lm direct 2819 lm indirect	3000K	**TT91100**	**TT91100APP**
			3117 lm direct 2819 lm indirect	4000K	**TT92100**	**TT92100APP**

ø 95

Trimless recessed power supply detail

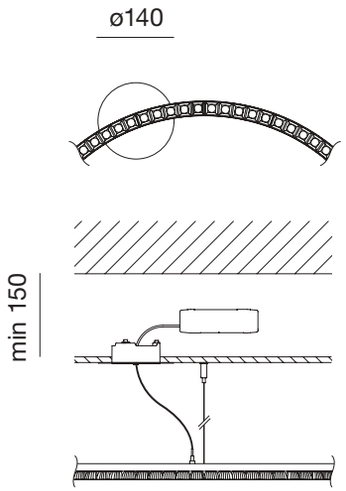

Somnium System

CONFIGURATIONS

48Vdc CONSTANT VOLTAGE FED
Max 15 m with one power supply kit 200W

Linear module 420
420 x h 32 mm
Total Power: 5,4W
Flux: 829 lm

Linear module 840
840 x h 32 mm
Total Power: 10,5W
Flux: 1659 lm

Linear module 1260
1260 x h 32 mm
Total Power: 16W
Flux: 2488 lm

Linear module 2100
2100 x h 32 mm
Total Power: 24W
Flux: 3710 lm

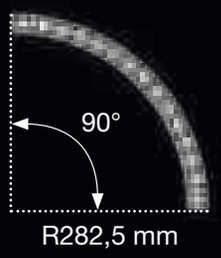

Round module R282,5 90°
282,5 x 282,5 x h 32 mm
Total Power: 5,4W
Flux: 829 lm

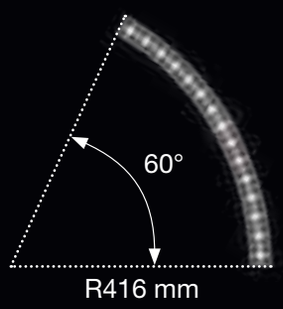

Round module R416 60°
223 x 360 x h 32 mm
Total Power: 5,4W
Flux: 829 lm

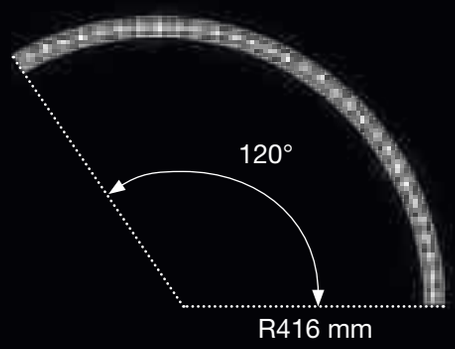

Round module R416 120°
182 x 388 x h 32 mm
Total Power: 10,5W
Flux: 1659 lm

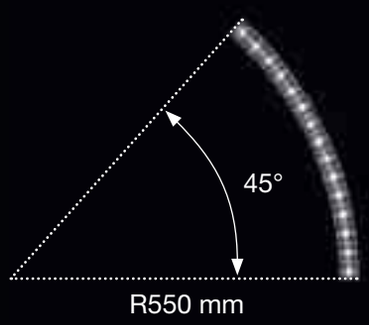

Round module R550 45°
158 x 378 x h 32 mm
Total Power: 5,4W
Flux: 829 lm

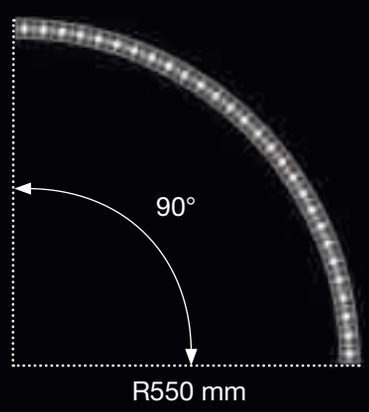

Round module R550 90°
550 x 550 x h 32 mm
Total Power: 10,5W
Flux: 1659 lm

SOMNIUM SYSTEM

Structure: Brushed aluminum

Optics: Transparent

Direct and indirect emissions are simultaneously controlled.

*2 suspension cables included

MacAdam 3SDCM
Life L70 (17K) 102000h
CRI = 90

IP20

Glow wire test 650°

LINEAR MODULES

Direct + indirect emission

Size	Weight	W	Flux	CCT	Code
420 mm	0,2 kg	5,4W	435 lm direct 394 lm indirect	3000K	**TT01000**
			435 lm direct 394 lm indirect	4000K	**TT02000**
840 mm	0,4 kg	10,5W	871 lm direct 788 lm indirect	3000K	**TT11000**
			871 lm direct 788 lm indirect	4000K	**TT12000**
1260 mm	0,6 kg	16W	1306 lm direct 1182 lm indirect	3000K	**TT21000**
			1306 lm direct 1182 lm indirect	4000K	**TT22000**
2100 mm*	1,0 kg	24W	1948 lm direct 1762 lm indirect	3000K	**TT31000**
			1948 lm direct 1762 lm indirect	4000K	**TT32000**

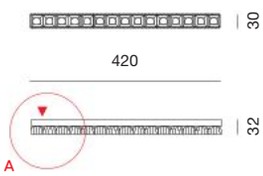

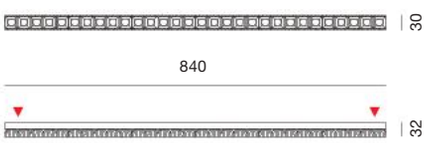

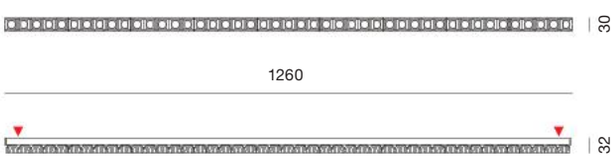

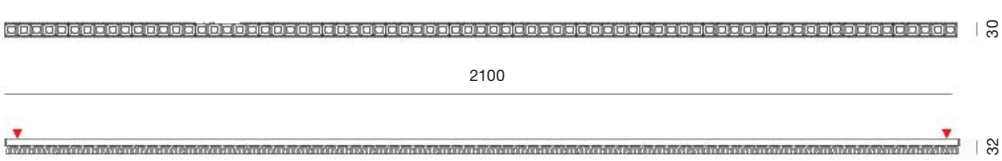

The red arrows on the modules indicate the power supply connection points.
Linear module 420 features a single connection point; it can be rotated to allow flexible positioning.

Accessories	Code
End caps kit Includes: 2 end caps with suspension/ceiling mounting cables	**TT50300**
Mechanical joint kit Includes: 1 mechanical joint with suspension/ceiling mounting cable for module connection	**TT50400**

Power supply	0-10 Code	DALI2 / PUSH Code	APP / PUSH Code
200W Ceiling power supply kit Output max 175W (cable length: 2 m) 220-240VAC-48VDC - **IP**20 ⏚ 400 x 110 x h 52 mm	**TT50100**	**TT50200**	**TT50200APP**
200W Trimless recessed power supply kit Output max 175W (cable length: 2 m) 220-240VAC-48VDC - **IP**20 ⏚ 396 x 195 x h 112 mm	**TT51100**	**TT51200**	**TT51200APP**

Somnium Configurator available
on artemide.com/en/configurator

W	Output max	Driver type	Circuit Breaker	Cable length	Supply voltage	Output voltage	Class	Code	L_{mm}	W_{mm}	H_{mm}
200W	175W	0-10	B16A: 3 C16A: 5 C20A: 6	2 m	220-240V	48Vdc PWM High frequency	⏚	**TT50100**	400	110	52
								TT51100	396	195	112
200W	175W	DALI2 / Push[1]	B16A: 3 C16A: 5 C20A: 6	2 m	220-240V	48Vdc PWM High frequency	⏚	**TT50200**	400	110	52
								TT51200	396	195	112
200W	175W	APP & Push	B16A: 3 C16A: 5 C20A: 6	2 m	220-240V	48Vdc PWM High frequency	⏚	**TT50200APP**	400	110	52
								TT51200APP	396	195	112

[1] For DALI2 protocol, implementation of part 251 (Luminaire data), 252 (Energy data) and 253 (Diagnostics data)

Structure: Brushed aluminum

Optics: Transparent

Direct and indirect emissions are simultaneously controlled.

*1 suspension cable included

MacAdam 3SDCM
Life L70(17k) 102000h
CRI=90

IP20

Glow wire test 650°

ROUND MODULES

Direct and indirect emission					
Size	Weight	W	Flux	CCT	Code
R282,5 90° 282,5 x 282,5 mm	0,2 kg	5,4W	435 lm direct 394 lm indirect	3000K	**TT43100**
			435 lm direct 394 lm indirect	4000K	**TT44100**
R416 60° 223 x 360 mm	0,2 kg	5,4W	435 lm direct 394 lm indirect	3000K	**TT45000**
			435 lm direct 394 lm indirect	4000K	**TT46000**
R416 120° 182 x 388 mm*	0,4 kg	10,5W	871 lm direct 788 lm indirect	3000K	**TT47000**
			871 lm direct 788 lm indirect	4000K	**TT48000**
R550 45° 158 x 378 mm	0,2 kg	5,4W	435 lm direct 394 lm indirect	3000K	**TT41000**
			435 lm direct 394 lm indirect	4000K	**TT42000**
R550 90° 550 x 550 mm*	0,4 kg	10,5W	871 lm direct 788 lm indirect	3000K	**TT43000**
			871 lm direct 788 lm indirect	4000K	**TT44000**

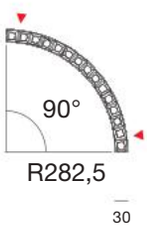

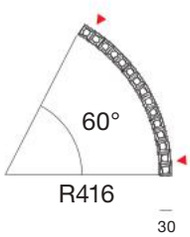

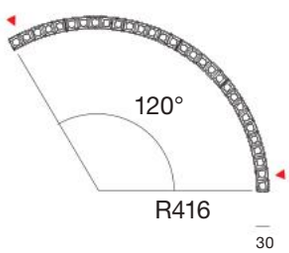

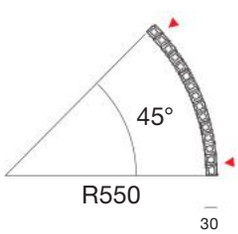

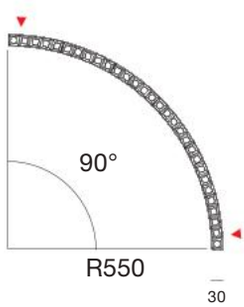

Lateral view of a curved module:

The red arrows on the modules indicate the power supply connection points.
Linear module 420 features a single connection point; it can be rotated to allow flexible positioning.

Accessories	Code
End caps kit Includes: 2 end caps with suspension/ceiling mounting cables	**TT50300**
Mechanical joint kit Includes: 1 mechanical joint with suspension/ceiling mounting cable for module connection	**TT50400**

Power supply	0-10 Code	DALI2 / PUSH Code	APP / PUSH Code
200W Ceiling power supply kit Output max 175W (cable length: 2 m) 220-240VAC-48VDC - **IP**20 ⏚ 400 x 110 x h 52 mm	**TT50100**	**TT50200**	**TT50200APP**
200W Trimless recessed power supply kit Output max 175W (cable length: 2 m) 220-240VAC-48VDC - **IP**20 ⏚ 396 x 195 x h 112 mm	**TT51100**	**TT51200**	**TT51200APP**

W	Output max	Driver type	Circuit Breaker	Cable length	Supply voltage	Output voltage	Class	Code	L_{mm}	W_{mm}	H_{mm}
200W	175W	0-10	B16A: 3 C16A: 5 C20A: 6	2 m	220-240V	48Vdc PWM High frequency	⏚	**TT50100**	400	110	52
								TT51100	396	195	112
200W	175W	DALI2 / Push[1]	B16A: 3 C16A: 5 C20A: 6	2 m	220-240V	48Vdc PWM High frequency	⏚	**TT50200**	400	110	52
								TT51200	396	195	112
200W	175W	APP & Push	B16A: 3 C16A: 5 C20A: 6	2 m	220-240V	48Vdc PWM High frequency	⏚	**TT50200APP**	400	110	52
								TT51200APP	396	195	112

[1] For DALI2 protocol, implementation of part 251 (Luminaire data), 252 (Energy data) and 253 (Diagnostics data)

Sylt

Carlotta de Bevilacqua
2023

PATENT OF INVENTION: INFRASTRUCTURE

ARTEMIDE
APP

Sylt takes the concept of a track capable of powering and supporting multiple lighting elements to the extreme, providing both high-tech and expressive beauty.

The section of Sylt is just 20 x 5 mm, which can be bent at the construction site, simply, to accommodate any geometric shapes dictated by the lighting requirements and by the architecture.

It is possible to outline curves that are accentuated to different extents, free and sinuous shapes that come together with a wealth of light performance.

The project overcomes architectural and installation constraints in terms of layout and time.

The profile dialogues with the architectural space following light needs through its ceiling version.

For further information on Sylt
visit artemide.com

Sylt is versatile

Free composition on site

Combination of lighting languages

Integration of different performances

Sustainability in space

Thanks to its materic features, the track can be cut and folded in place with a minimum radius of 300 mm.

Minimum curvature radius

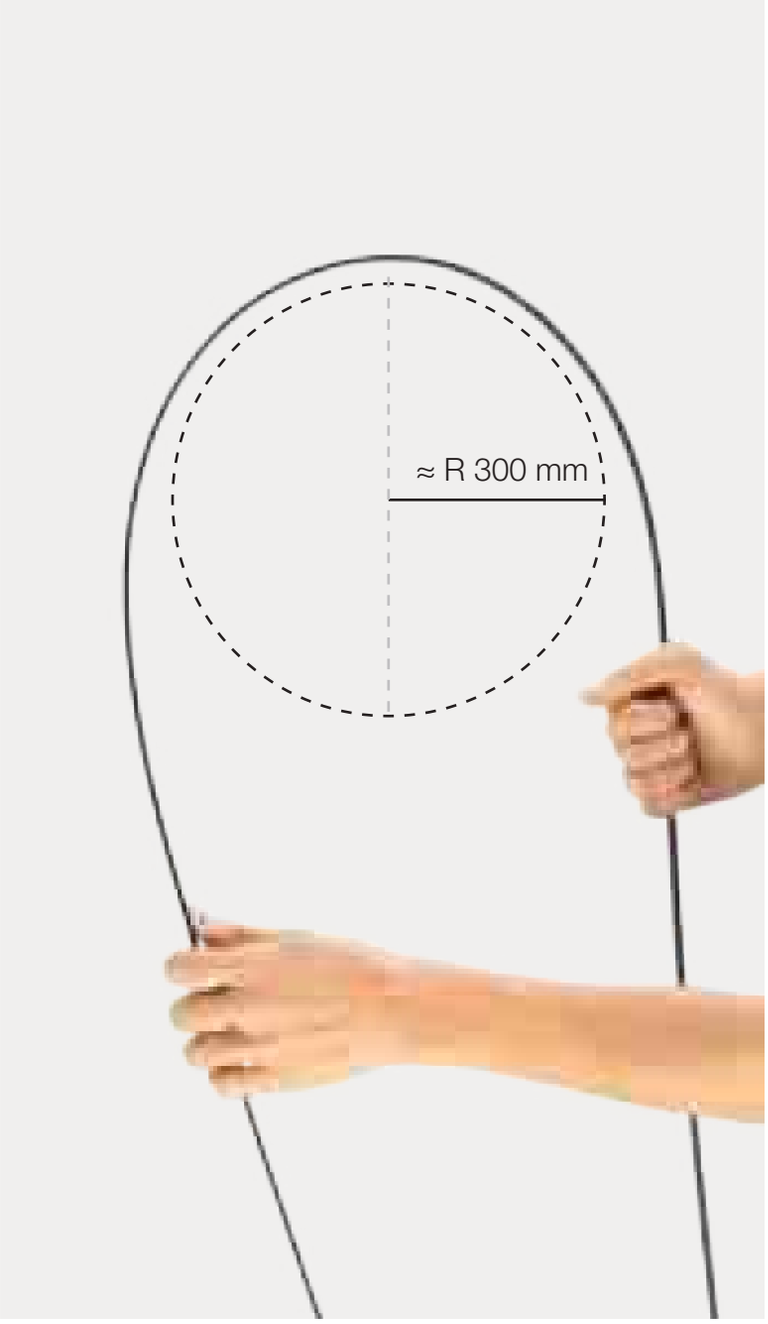

Track delivery

Spatial Freedom and Intelligence

48V *Intelligence*

Powering & data synthesis for dimming

The 48V *Intelligence* communication system is based on using the 48V power supply line to transmit information to receiving devices. The distinguishing feature of this technology is the synthesis of power supply and data transmission.

Through a proprietary high-frequency coding protocol, developed to ensure high transmission reliability, the consistency of the valid lighting level being transmitted is preserved, ensuring alignment between the transmitter and receivers.

In terms of compatibility, Sylt's 48V *Intelligence* supports various control standards, including DALI2, normally open button inputs, and active 0-10V analogue signals.

This versatility makes it suitable for a wide range of application scenarios, ensuring optimised, interference-free operation on receiving devices.

The use of the 48V *Intelligence* solution, through the elimination of separate wiring for data transmission, greatly simplifies the installation or implementation of lighting systems, reducing cost and complexity while ensuring reliable communication and high performance.

1.

COMPONENTS ABACUS

1. Track
   thermoplastic elastomer
   co-extruded
   with copper conductors
   20 x 5 mm
   Harmonic steel
   10 x 1 mm
2. Track support 84
   29 x 84 x 20 mm
3. Track support 60
   29 x 60 x 20 mm
4. Track support 40
   29 x 40 x 20 mm
5. Mechanical and insulator
   track support 84
   48 x 84 x 20 mm
6. Powered track support 84
   48 x 84 x 20 mm
7. Lighting appliance
   example with Helgoland 90

Front

Back

Electrical feeding alternatives Power/Distance

*Track length + feeding wire length ≤ 22 m

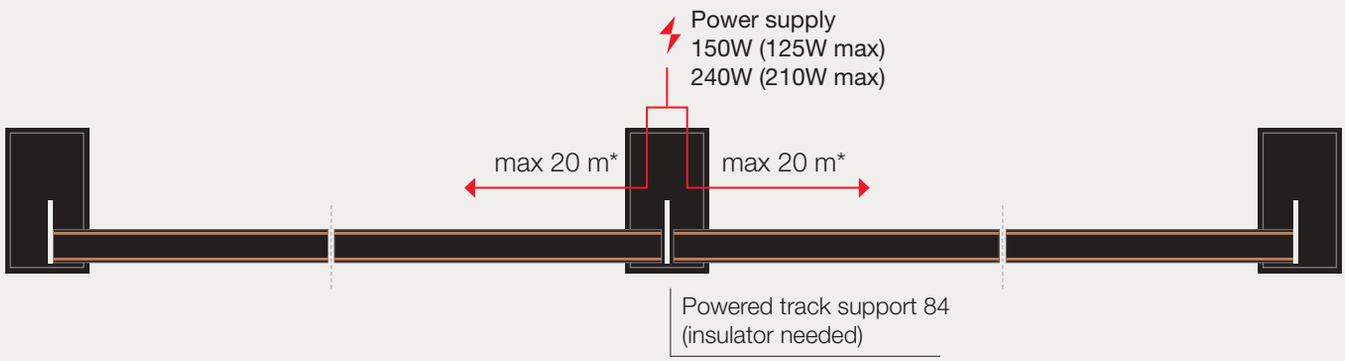

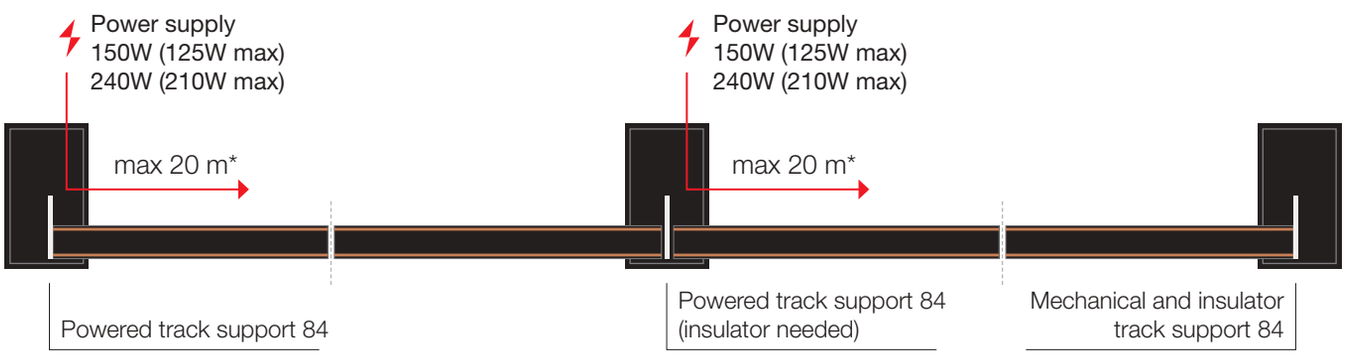

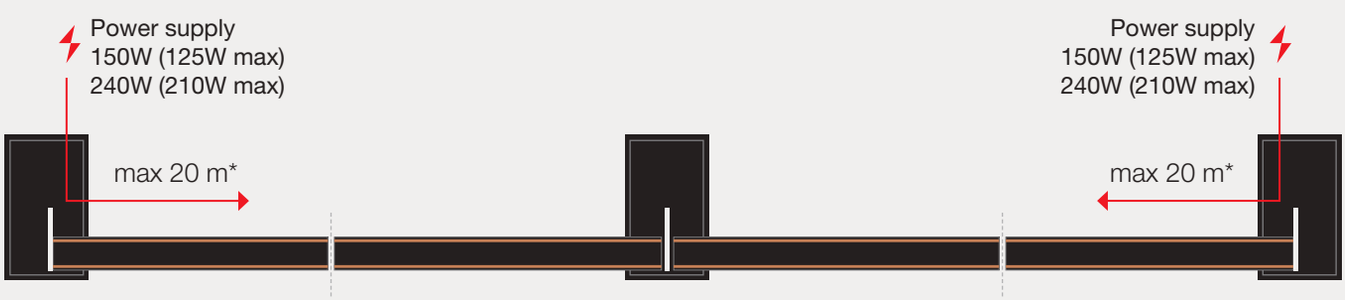

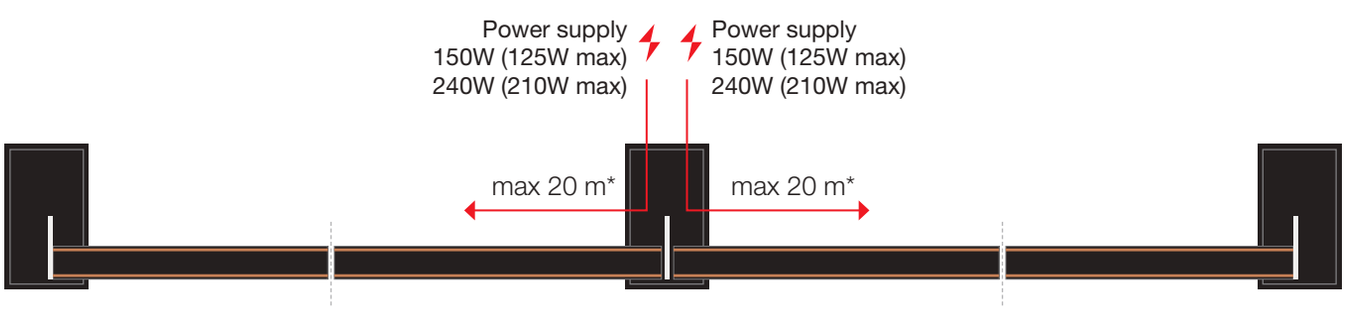

Power supply kit alternatives

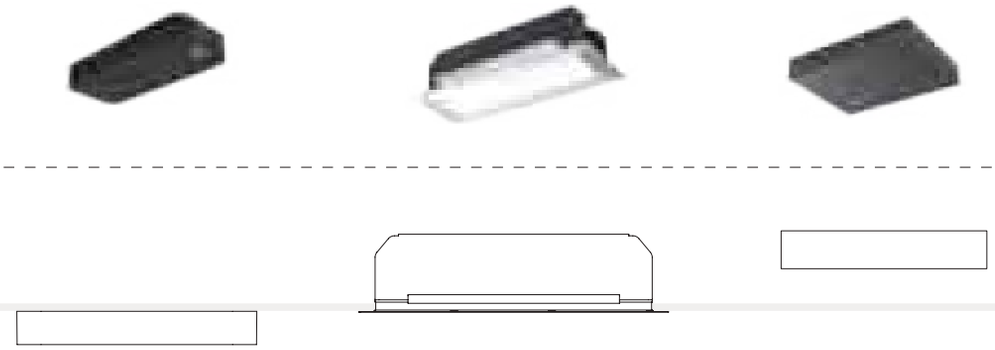

Installation type	SMD	Recessed Trimless	Remoted
Power (W)	150W (125W max) 240W (210W max)	150W (125W max) 240W (210W max)	150W (125W max) 240W (210W max)
Max feeding wire length*	2 m (with wire 2 x 0,75 mm^2)[1] 5 m (with wire 2 x 1,5 mm^2)[2] 10 m (with wire 2 x 2,5 mm^2)[2]	2 m (with wire 2 x 0,75 mm^2)[1] 5 m (with wire 2 x 1,5 mm^2)[2] 10 m (with wire 2 x 2,5 mm^2)[2]	2 m (with wire 2 x 0,75 mm^2)[1] 5 m (with wire 2 x 1,5 mm^2)[2] 10 m (with wire 2 x 2,5 mm^2)[2]
Widerange	110-240V	110-240V	110-240V
Appliances dimming	Broadcast	Broadcast	Broadcast
Input dimming	0-10V / PUSH / DALI2 PUSH & APP	0-10V / PUSH / DALI2 PUSH & APP	0-10V / PUSH / DALI2 PUSH & APP

Mounting possibilities

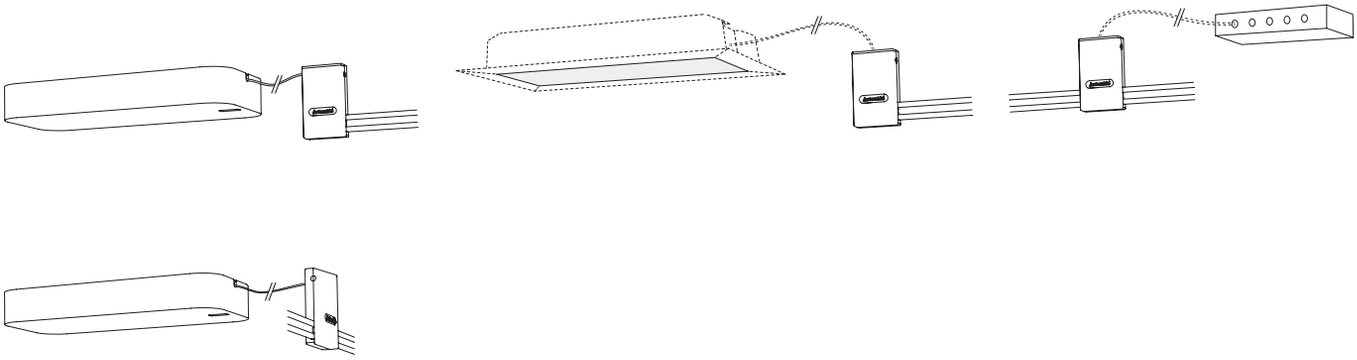

[1] Included in the Powered support track 84 component
[2] To be provided by the installer

* Track length + feeding wire length ≤ 22 m

Closed configurations

Sylt system can create both open and pure closed lighting configurations, able to adapt to different indoor environments and emphasise architectural details.

SYLT TRACK

Cuttable on-site

Power supply kits and lighting appliances to be ordered separately

To properly operate, n.2 lighting appliances are needed for dimmable configurations

IP20

Track

Length	Weight	Code
5000 mm	1,15 kg	**CH01000**
10000 mm	2,3 kg	**CH01100**
20000 mm	4,6 kg	**CH01200**

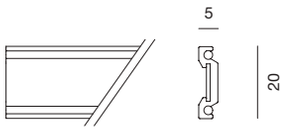

Accessories

	Color	Code
Powered track support 84 48 x 84 x h 20 mm Included: 2000 mm cable (2 x 0,75 mm²)	●	**CH00000**
Mechanical and insulator track support 84 48 x 84 x h 20 mm	●	**CH00200**
Kit 3 track support 84 29 x 84 x h 20 mm	●	**CH00100**
Kit 3 track support 60 29 x 60 x h 20 mm	●	**CH00400**
Kit 3 track support 40 29 x 40 x h 20 mm	●	**CH00300**

SYLT POWER SUPPLY KIT

IP20

Lighting appliances are not individually adressable (broadcast dimming)

Track length + feeding wire length ≤ 22 m

CEILING

Power supply	0-10 / PUSH / DALI2 Code	PUSH & APP Code
150W SMD power supply kit Output max: 125W 110-240VAC-48VDC IP20 ⏚ 306 x 140 x h 43,5 mm	**DV1130**	**DV1130APP**
 240W SMD power supply kit Output max: 210W 110-240VAC-48VDC IP20 ⏚ 306 x 140 x h 43,5 mm	**DV1131**	**DV1131APP**

RECESSED

Power supply	0-10 / PUSH / DALI2 Code	PUSH & APP Code
150W Recessed Trimless power supply kit Output max: 125W 110-240VAC-48VDC IP20 ⏚ 395 x 165 x h 107 mm	**DV1132**	**DV1132APP**
240W Recessed Trimless power supply kit Output max: 210W 110-240VAC-48VDC IP20 ⏚ 395 x 165 x h 107 mm	**DV1133**	**DV1133APP**

REMOTE

Power supply	0-10 / PUSH / DALI2 Code	PUSH & APP Code
 150W Remote power supply kit Output max: 125W 110-240VAC-48VDC IP20 ⏚ 313 x 243 x h 57,5 mm	**DV1134**	**DV1134APP**
240W Remote power supply kit Output max: 210W 110-240VAC-48VDC IP20 ⏚ 313 x 243 x h 57,5 mm	**DV1135**	**DV1135APP**

W	Output max	Driver type	N. of power supply kits under same MCB 16A	Supply voltage	Output voltage	Class	Code	L_{mm}	W_{mm}	H_{mm}
150W	125W	0-10 / Push / DALI2	B: 4 C: 7 D: 14	110-240V	48V *Intelligence*	⏚	**DV1130**	306	140	43,5
							DV1132	395	165	107
							DV1134	313	243	57,5
		Push & APP	B: 4 C: 7 D: 14	110-240V	48V *Intelligence*	⏚	**DV1130APP**	306	140	43,5
							DV1132APP	395	165	112
							DV1134APP	313	243	57,5
240W	210W	0-10 / Push / DALI2	B: 3 C: 6 D: 12	110-240V	48V *Intelligence*	⏚	**DV1131**	306	140	43,5
							DV1133	395	165	112
							DV1135	313	243	57,5
		Push & APP	B: 3 C: 6 D: 12	110-240V	48V *Intelligence*	⏚	**DV1131APP**	306	140	43,5
							DV1133APP	395	165	112
							DV1135APP	313	243	57,5

Sylt
lighting appliances

Integrating different performances

Helgoland 90
Carlotta de Bevilacqua
Ø90 x 13 mm
Total Power: 6,5W

Helgoland 120
Carlotta de Bevilacqua
Ø120 x 13 mm
Total Power: 9W

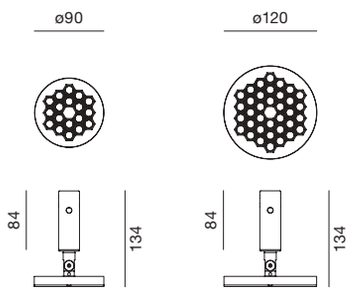

Vector 30
Carlotta de Bevilacqua
Ø30 x h 77 mm
Total Power: 7W

Vector 40
Carlotta de Bevilacqua
Ø40 x h 103 mm
Total Power: 10W

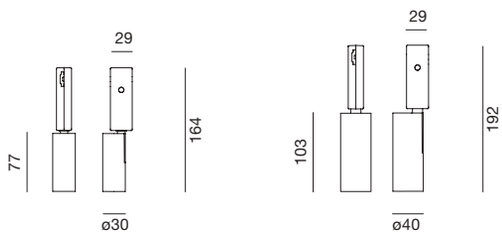

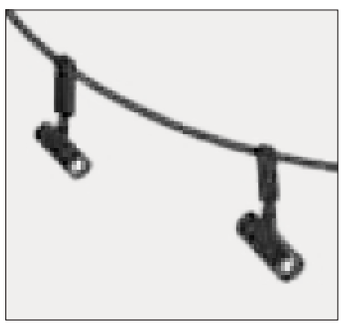

La Linea 25
BIG - Bjarke Ingels Group
Ø25 x 2500 mm
Total Power: 29W

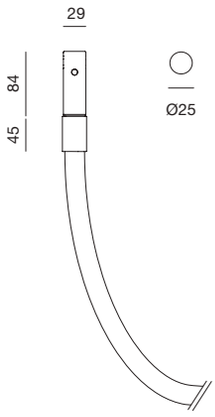

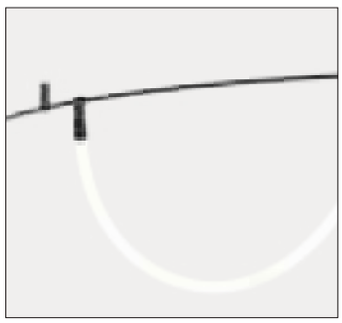

Diffused linear 600
Carlotta de Bevilacqua
599 x 29 x 20 mm
Total Power: 15W

Diffused linear 1200
Carlotta de Bevilacqua
1187 x 29 x 20 mm
Total Power: 30W

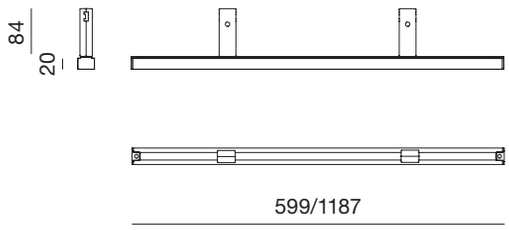

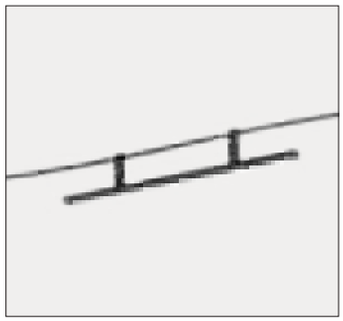

Gople Mini
BIG - Bjarke Ingels Group
Ø145 x h 294 mm
Suspension cable length:
max 1200 mm
Total Power: 9W

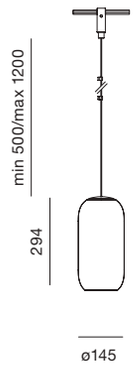

Sphere 9
Carlotta de Bevilacqua
Ø90 x h 119 mm
Suspension cable length:
max 1200 mm
Total Power: 4W

Sphere 14
Carlotta de Bevilacqua
Ø140 x h 166 mm
Suspension cable length:
max 1200 mm
Total Power: 9W

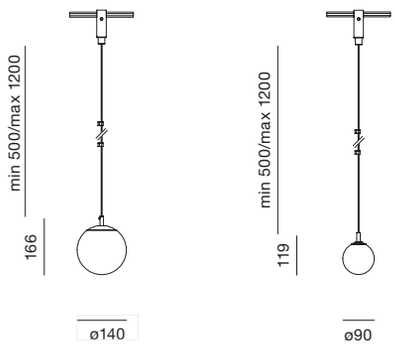

Unterlinden
Herzog & de Meuron
Ø117 x h 97 mm
Suspension cable length:
max 1200 mm
Total Power: 7W

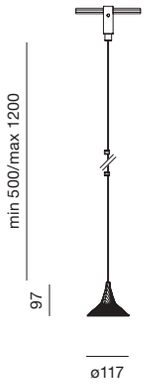



SYLT HELGOLAND

White	Black	Cobalt blue	Copper	Silver
01	**04**	**02**	**03**	**05**

FL WF XF

MacAdam 3SDCM
Life L70 (17K) 102000h
CRI = 90

IP20

±90° 360°

Helgoland						
Size	W	Weight	Current	Beam	Flux	CCT
90 mm	6,5W	0,21 kg	350 mA	FL 28°	756lm	3000K
					756lm	4000K
				WF 38°	893lm	3000K
					893lm	4000K
				XF 60°	869lm	3000K
					869lm	4000K
120 mm	9W	0,30 kg	500 mA	FL 28°	1080lm	3000K
					1080lm	4000K
				WF 38°	1277lm	3000K
					1277lm	4000K
				XF 60°	1243lm	3000K
					1243lm	4000K

Code
CH530. 01/04/02/03/05
CH535. 01/04/02/03/05
CH531. 01/04/02/03/05
CH536. 01/04/02/03/05
CH532. 01/04/02/03/05
CH537. 01/04/02/03/05
CH560. 01/04/02/03/05
CH565. 01/04/02/03/05
CH561. 01/04/02/03/05
CH566. 01/04/02/03/05
CH562. 01/04/02/03/05
CH567. 01/04/02/03/05

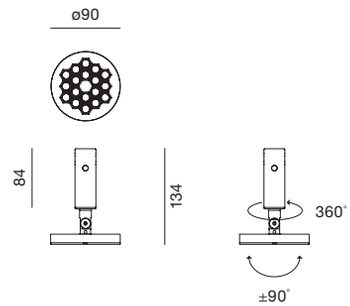

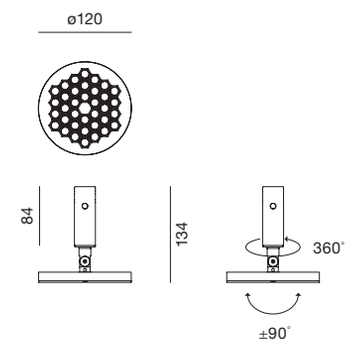

SYLT VECTOR

White 01 | Black 04

SP | FL | WF

MacAdam 3SDCM
Vector 40 FL/WF: MacAdam 2SDCM
Life L70 (9K) 50000h
CRI = 90

IP20

90° 360°

Vector 30						Dimmable[1]
W	Weight	Current	Beam	Flux	CCT	
6,5W	0,12 kg	450 mA	SP 12°	329 lm	2700K	**CH400.** 01/04
				329 lm	3000K	**CH405.** 01/04
				329 lm	4000K	**CH410.** 01/04
			FL 16°	335 lm	2700K	**CH401.** 01/04
				335 lm	3000K	**CH406.** 01/04
				335 lm	4000K	**CH411.** 01/04
7W	0,12 kg	500 mA	WF 30°	292 lm	2700K	**CH402.** 01/04
				292 lm	3000K	**CH407.** 01/04
				292 lm	4000K	**CH412.** 01/04

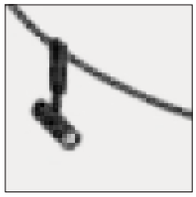

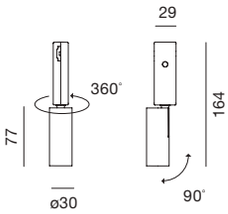

Vector 40						Dimmable[1]
W	Weight	Current	Beam	Flux	CCT	Code
9W	0,22 kg	700 mA	SP 14°	544 lm	2700K	**CH430.** 01/04
				541 lm	3000K	**CH435.** 01/04
				541 lm	4000K	**CH440.** 01/04
			FL 21°	543 lm	2700K	**CH431.** 01/04
				584 lm	3000K	**CH436.** 01/04
				626 lm	4000K	**CH441.** 01/04
			WF 28°	491 lm	2700K	**CH432.** 01/04
				529 lm	3000K	**CH437.** 01/04
				566 lm	4000K	**CH442.** 01/04

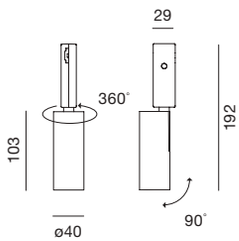

[1] Use of Artemide power units is mandatory.

SYLT LA LINEA 25

White

For layout with Linea 25 surmounting the track,
Track support 84 and 60 are needed.

MacAdam 3SDCM
Life L70(6k) 36000h
CRI = 90

IP20

La Linea 25					
Lenght	W	Weight	Current	Flux	CCT
2500 mm	29W	1,7 kg	800 mA	3000 lm	3000K

Dimmable
Code
CH20000

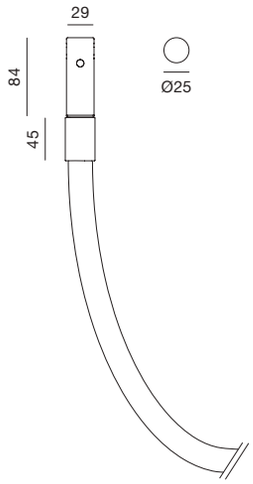

Black **04** | Aluminum **01** | Brass **02**

MacAdam 3SDCM
Life L70 (17K) 102000h
CRI = 90

IP20

Diffused elements						Dimmable
Lenght	W	Weight	Current	Flux	CCT	Code
600 mm	15W	0,5 kg	400 mA	1340 lm	2700K	**CH10004**
				1421 lm	3000K	**CH10304**
				1421 lm	4000K	**CH10604**
1200 mm	30W	0,8 kg	800 mA	2680 lm	2700K	**CH12004**
				2843 lm	3000K	**CH12304**
				2843 lm	4000K	**CH12604**

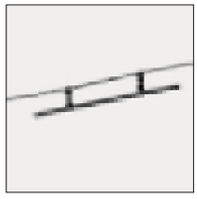

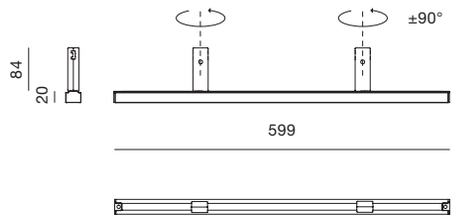

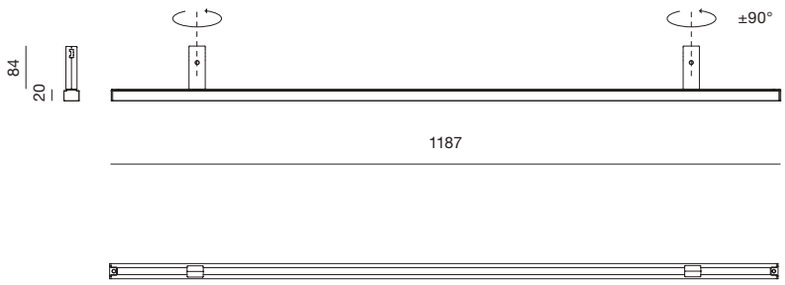

Unterlinden, Herzog & de Meuron					Dimmable
W	Weight	Current	Flux	CCT	Code
7W	0,3 kg	350 mA	398 lm	2700K	**CH600.** 01/02
			349 lm	3000K	**CH603.** 01/02



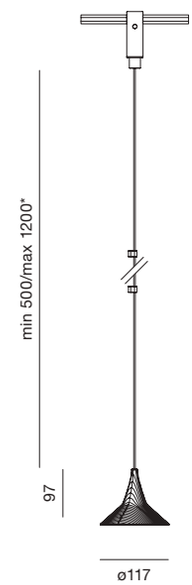

SYLT LIGHTING APPLIANCES

White

01

MacAdam 3SDCM
Life L70 (9K) 50000h
CRI = 90

IP20

Gople Mini, BIG- Bjarke Ingels Group

W	Weight	Current	Flux	CCT	Dimmable Code
9W	1,3 kg	250 mA	755 lm	2700K	**CH30001**
			850 lm	3000K	**CH30301**

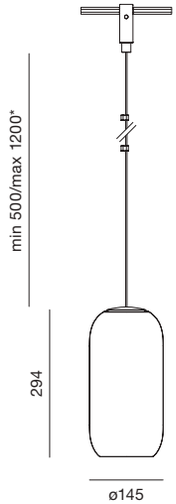

Sphere 9

W	Weight	Current	Flux	CCT	Dimmable Code
4W	0,3 kg	300 mA	346 lm	2700K	**CH70000**
			373 lm	3000K	**CH70300**

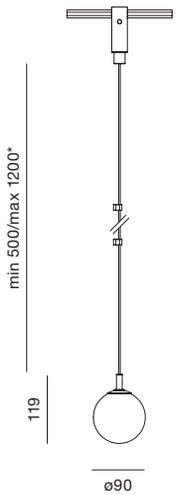

Sphere 14

W	Weight	Current	Flux	CCT	Dimmable Code
9W	0,6 kg	700 mA	628 lm	2700K	**CH80000**
			760 lm	3000K	**CH80300**

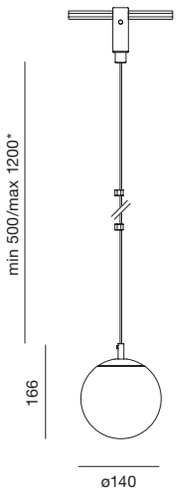

* No cuttable wire.
Clips included to adjust the length.

Sylt Stand Alone

Carlotta de Bevilacqua
2023

PATENT OF INVENTION: OPTICS

ARTEMIDE
APP

Sylt is also developed as a stand-alone element, a ready-made set to simplify application in standard installations such as residential settings.

It allows you to design your own light by composing it with a kit complete with track, mounting accessories and power supply kit to which you can freely add light insets.

This version designed to draw graphic signs with which to illuminate and define a space introduces a mounting element that allows the track to be overlapped. The track supports come in two sizes to open up new compositional geometries.

Sylt stand alone can be installed on either wall or ceiling, with total compositional freedom within two constraints: a maximum track length of 5 meters and a minimum radius of 300 mm.

The choice of luminous lighting appliances depends on their placement in the space.

On the wall, accent lighting is achieved through Helgoland and Vector spotlights, while the ceiling version allows to more expressive light languages, as seen in the systemic version.

Sylt's electronic innovation is also present in the stand alone version, thanks to the application of the 48V Intelligence system and the possibility of managing light intensity in broadcast mode via various dimming protocols, including wireless with Artemide APP.

Sylt Stand alone

Complete kit

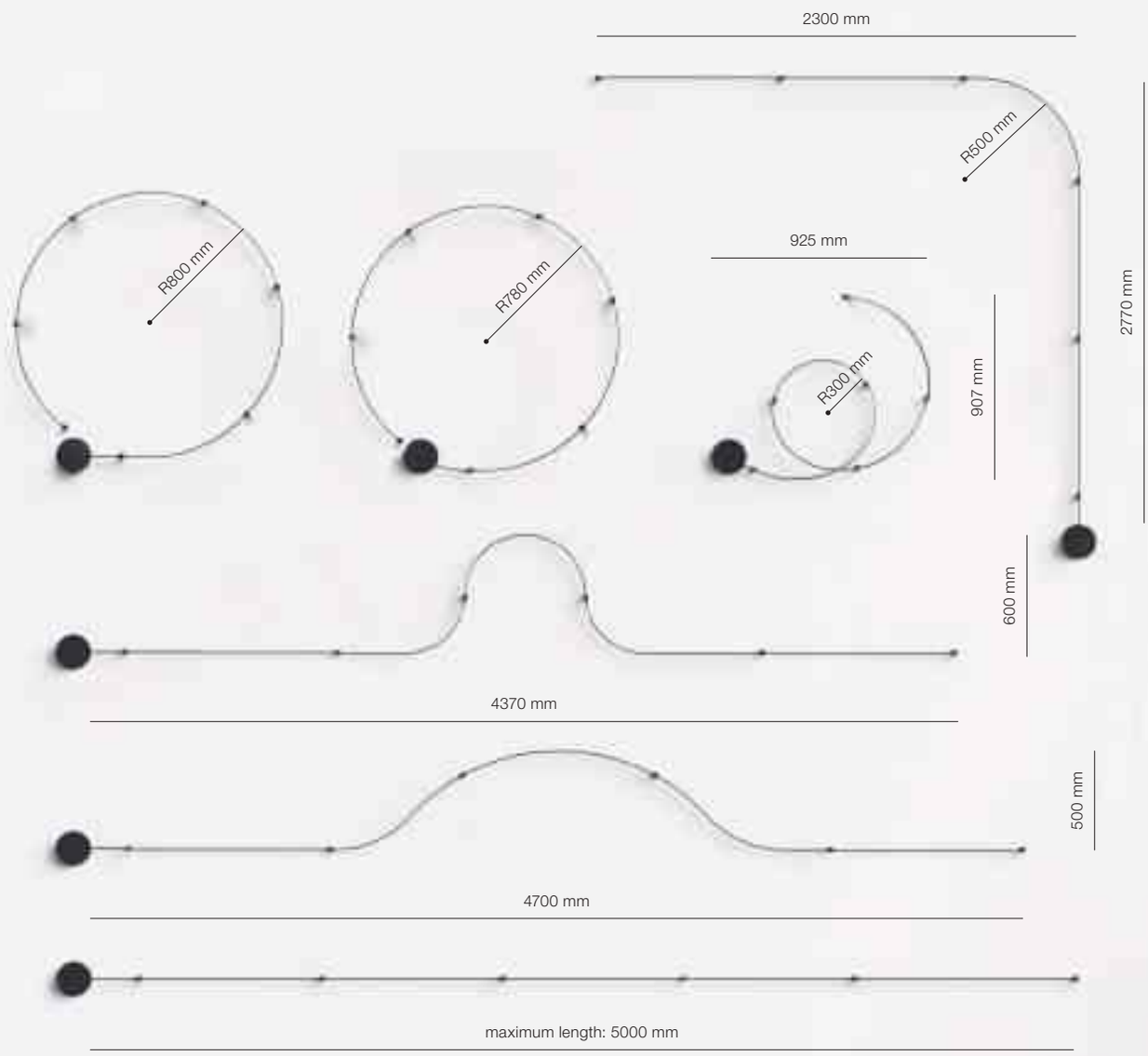

Black

04

Cuttable on-site.

Lighting appliances to be ordered separately.
To properly operate, n.2 lighting appliances are needed for dimmable configurations.

*Lighting appliances are not individually adressable (broadcast dimming).

IP20

Kit stand alone		
Power	Dimming	Code
60W	0-10 / PUSH / DALI2*	CH04100
	Undimmable	CH04000

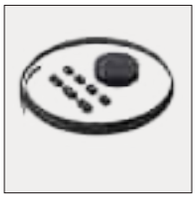

ABACO STAND ALONE KIT

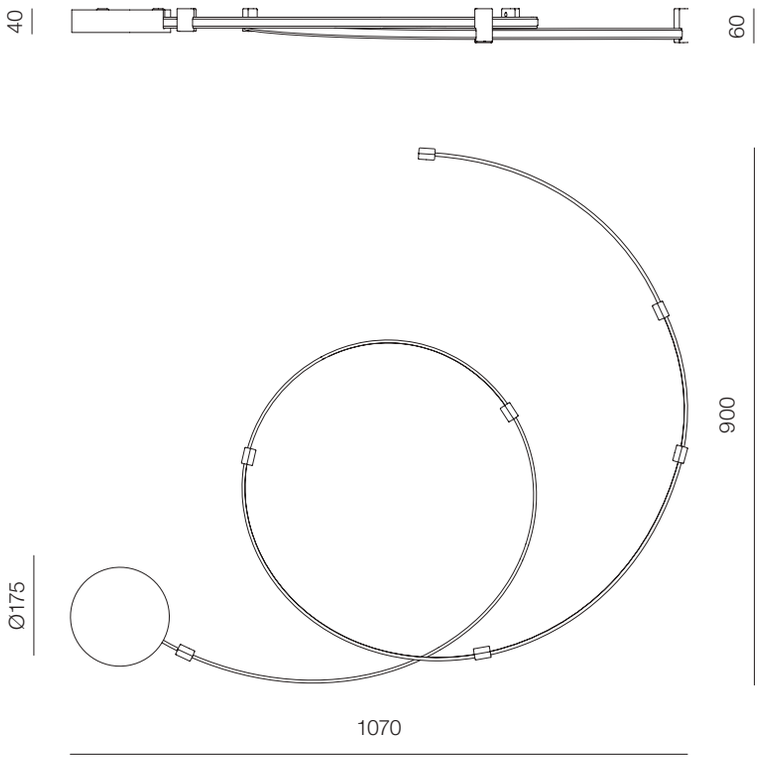

5 m track
thermoplastic elastomer co-extruded
with copper conductors 20 x 5 mm
Harmonic steel 9 x 1 mm

4 x Track support 60
29 x 60 x 20 mm

5 x Track support 40
29 x 40 x 20 mm

Power supply kit alternatives*
Dimmable
0-10/PUSH/DALI2
(broadcast dimming)
Power: 60W
Ø175 mm

*For APP dimming (broadcast), use the remote BLL interface in combinations with 0-10 / PUSH / DALI2 version.

W	Output max	Driver type	N. of power supply kits under same MCB 16A	Supply voltage	Output voltage	Class	$Ø_{mm}$	H_{mm}
60W	50W	0-10 / Push / DALI2*	B: 25 C: 40 D: 75	110 - 277V	48V *Intelligence*	⏚	175	40

Accessories			
		Color	Code
	Remote BLL interface for Artemide App to manage dimmable modules (up to 40 addresses)	●	DV1054APP

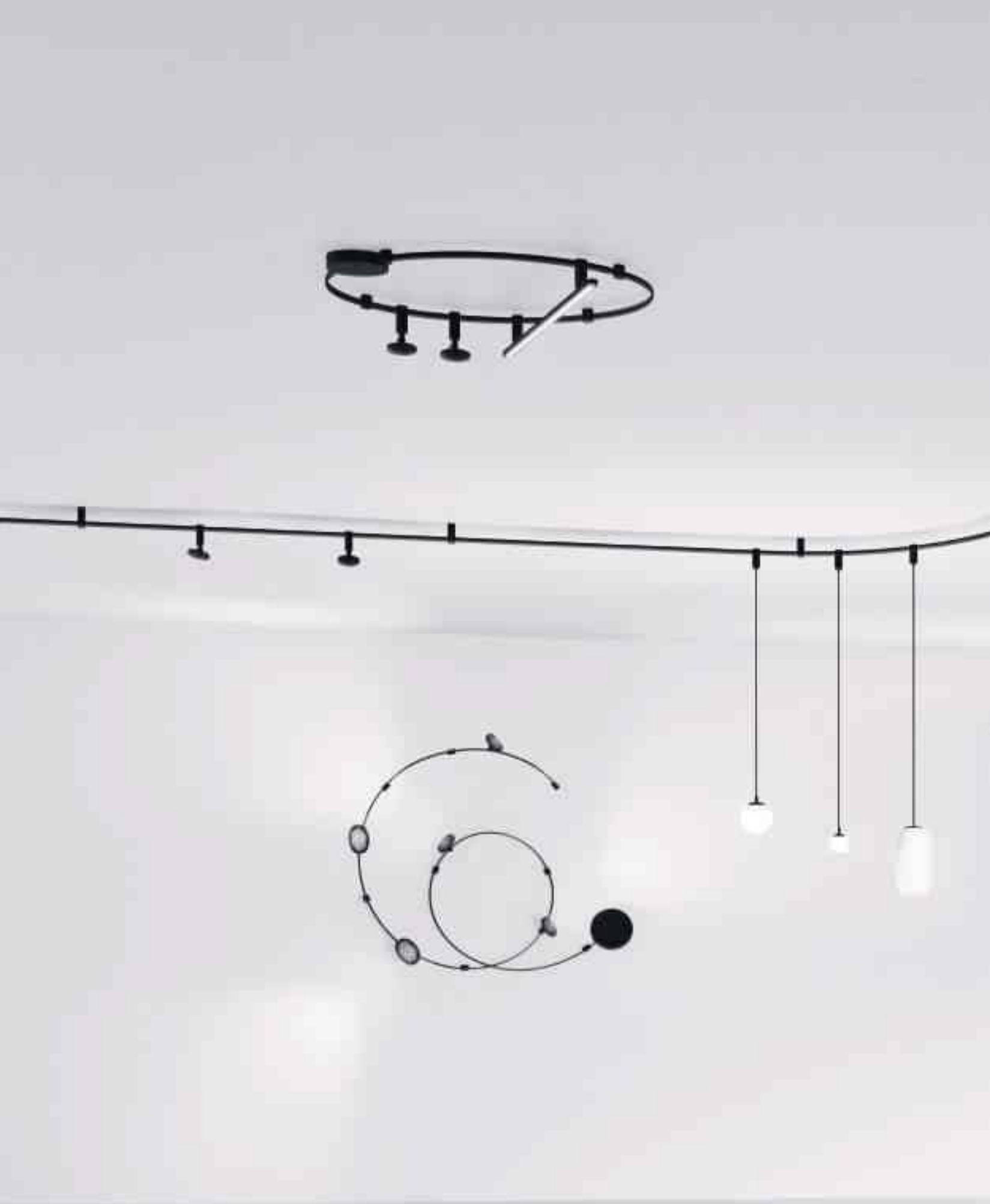



Turn Around

Carlotta de Bevilacqua
2019

ARTEMIDE
APP

For further information on Turn Around
visit artemide.com

Turn Around power supply

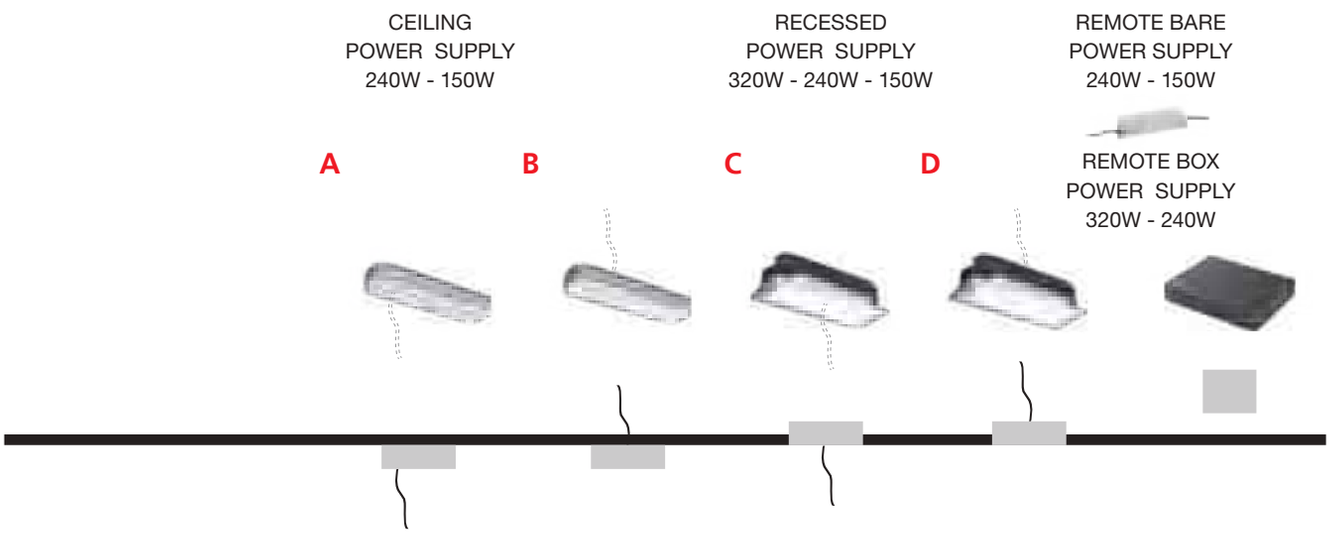

SUSPENSION						
SMD		●		●		●
RECESSED		●	●			●
			●		●	●

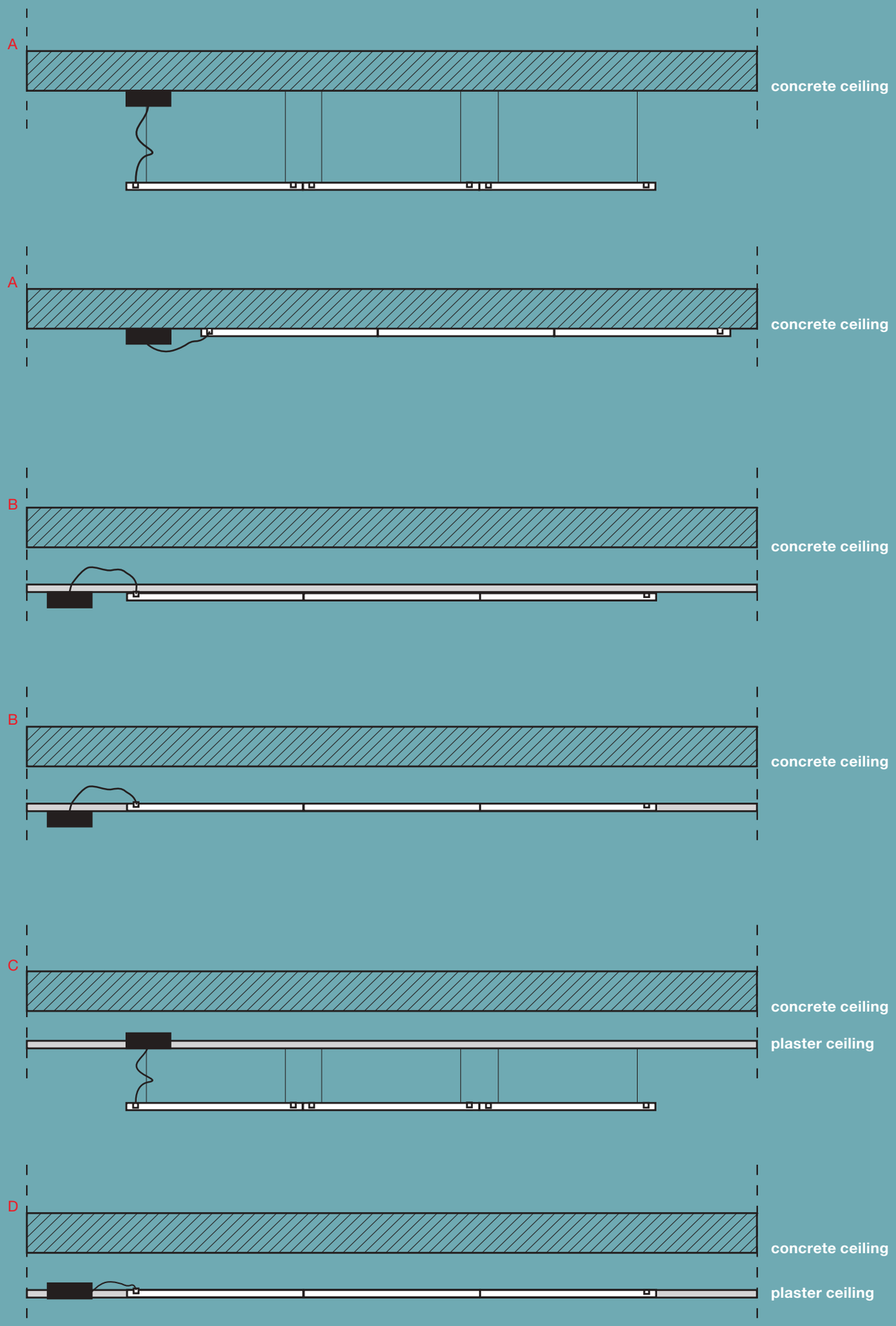
A
concrete ceiling
A
concrete ceiling
B
concrete ceiling
B
concrete ceiling
C
concrete ceiling
plaster ceiling
D
concrete ceiling
plaster ceiling

Asserting one’s spatial freedom

Challenging the fundamental sustainability

23 x h 12,5 mm for recessed version
Profile dimensions can be integrated into the standard plasterboard thickness without interfering with the structural warping.

Recessed / SMD / suspension
The profile is integrated into the space in the built-in, ceiling and suspension versions.

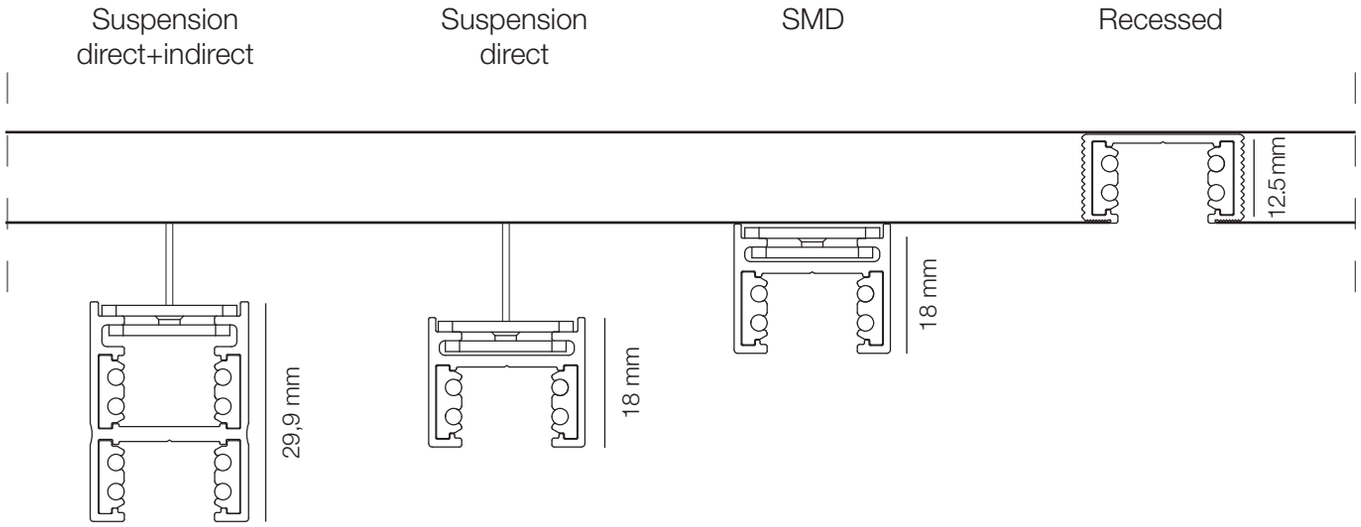

False ceiling scheme



Turn Around infrastructure

Integrating different performances

Track 48V
23 x h 12,5 mm (Recessed)
22 x h 18 mm (SMD, suspension direct)
22 x h 31 mm (Suspension direct + indirect)
1000 / 2000 / 3000 mm

- Black (Recessed)
- Titanium (SMD, suspension)

Angular and curved elements

Curves: 90°
Rays: 700, 470, 270 mm

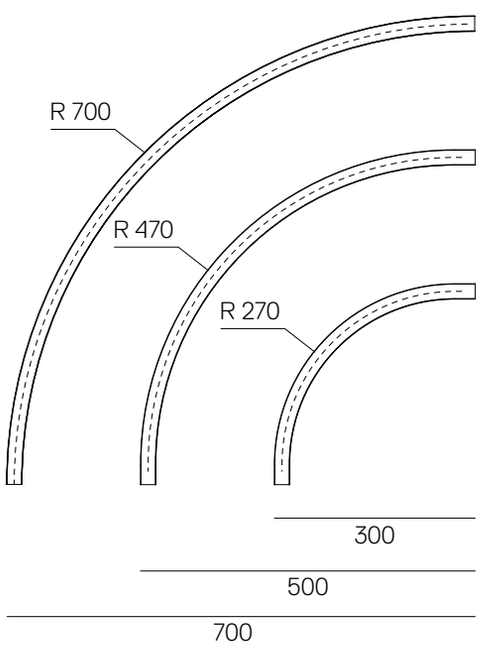

Curves: 60°
Rays: 700, 470, 270 mm

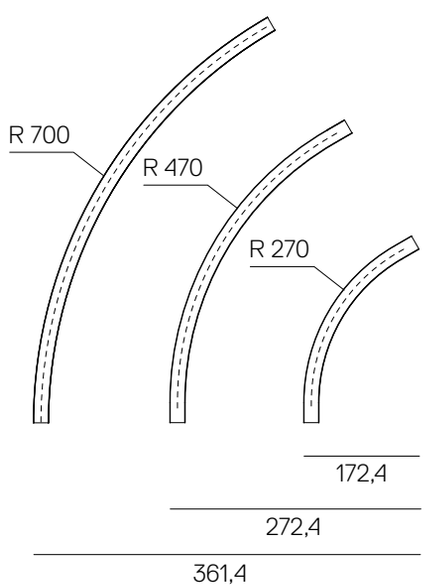

Linear elements recessed

1000 mm

2000 mm

3000 mm

Linear elements SMD - Suspension direct emission

1000 mm

2000 mm

3000 mm

Linear elements suspension direct + indirect emission

1000 mm

2000 mm

3000 mm

Curves: 45°
Rays: 700, 470, 270 mm

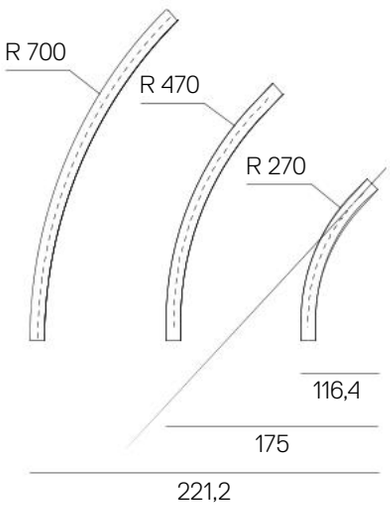

90° Angle
same plane recessed

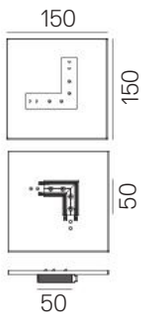

90° Angle
same plane
suspension
direct emission
and SMD

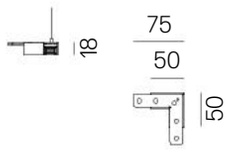

90° Angle
same plane
suspension
direct + indirect
emission

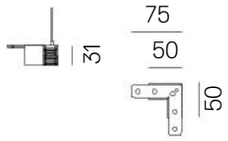

Turn Around light appliances

Integrating different performances

Diffused flexible module
15 x h 10 mm
540 lm/m installed
9W/m
3000K
Max length 4,5 m

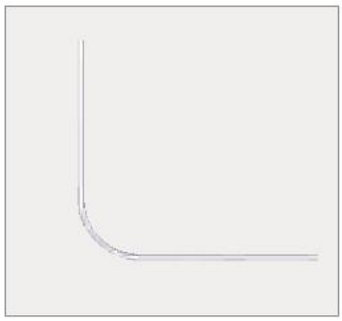

Vector 30 pendant
Ø 30 x h 77 mm
335 lm* - 7W

Vector 40 pendant
Ø 40 x h 103 mm
584 lm* - 10W

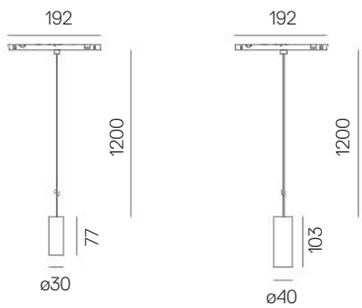

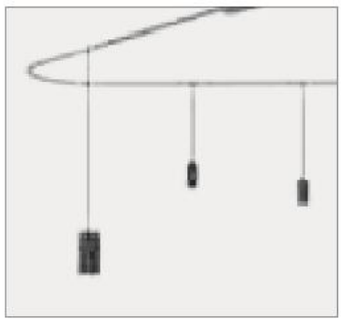

Vector 20
Ø 20 x h 50 mm
180 lm* - 3,5W

Vector 30
Ø 30 x h 77 mm
335 lm* - 7W

Vector 40
Ø 40 x h 103 mm
584 lm* - 10W

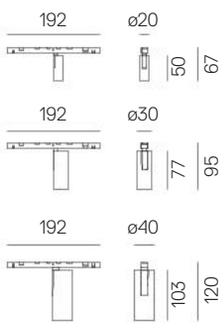



Sharp 8
316 x 27 x h 20 mm
1071 lm* - 14W

Sharp 12
464 x 27 x h 20 mm
1607 lm* - 19W

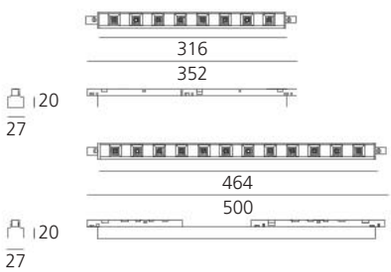



* 3000K values.

Diffused linear module 600
599 x 27 x h 20 mm
1421 lm* - 15W

Diffused linear module 1200
1187 x 27 x h 20 mm
22843 lm* - 30W

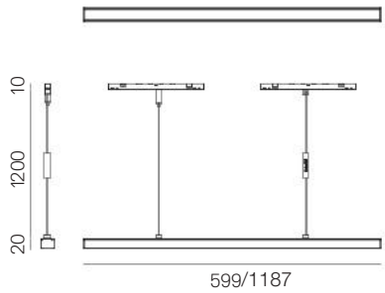



Horizontal square
track
590 x 590 x h 17,5 mm

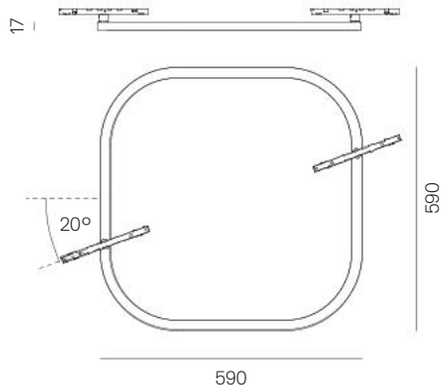



Horizontal square
diffused Strip LED
Diffused emission
590 x 590 x h 17,5 mm
1001 lm - 18W

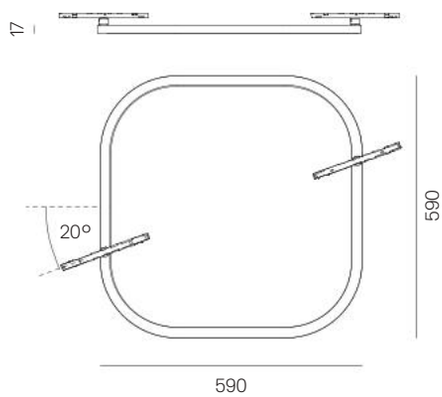

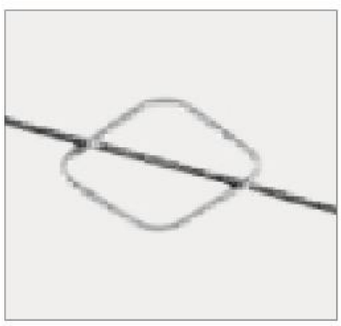

Vertical Square
diffused Strip LED
Diffused emission
590 x 590 x h 17,5 mm
976 lm* - 18W

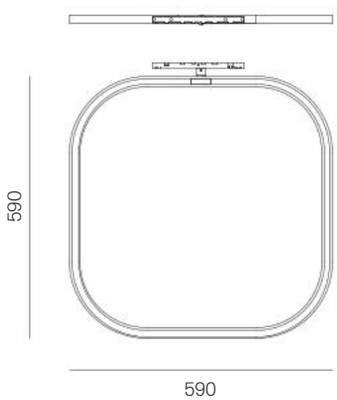



* 3000K values.

Turn Around is powered at 48 Vdc

Each lighting appliance can be managed separately by Artemide App or by DALI control.

D.Art is a technology designed by Artemide that overcomes the safety limits of the DALI signal in devices where the same signal is accessible to the touch.

The DALI signal is transformed to a “SELV” safety extra low voltage ensuring the total safety of the appliance.

Turn Around has been designed in compliance with international certifications.

ELEVATION

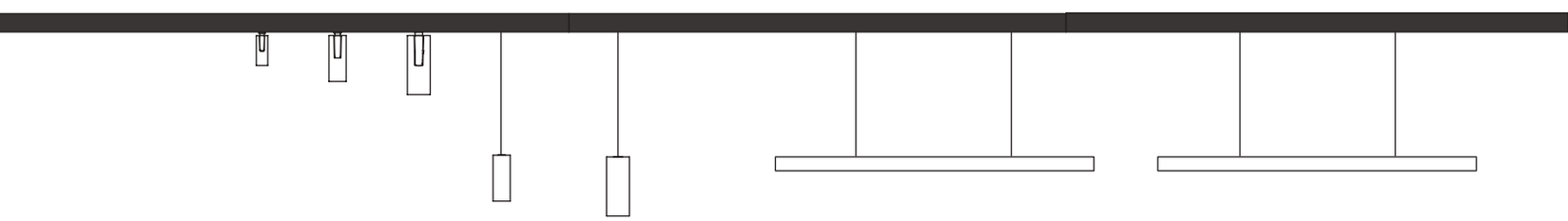

VECTOR 20

max 35 with 1 Power supply 150W

max 60 with 1 Power supply 240W

max 77 with 1 Power supply 320W

VECTOR 30/VECTOR 30 PENDANT

max 17 with 1 Power supply 150W

max 30 with 1 Power supply 240W

max 38 with 1 Power supply 320W

VECTOR 40/VECTOR 40 PENDANT

max 12 with 1 Power supply 150W

max 21 with 1 Power supply 240W

max 27 with 1 Power supply 320W

DIFFUSED LINEAR MODULE 600

max 8 with 1 Power supply 150W

max 14 with 1 Power supply 240W

max 18 with 1 Power supply 320W

DIFFUSED LINEAR MODULE 1200

max 4 with 1 Power supply 150W

max 7 with 1 Power supply 240W

max 9 with 1 Power supply 320W

SHARP 8

max 8 with 1 Power supply 150W

max 15 with 1 Power supply 240W

max 19 with 1 Power supply 320W

SHARP 12

max 6 with 1 Power supply 150W

max 11 with 1 Power supply 240W

max 14 with 1 Power supply 320W

DIFFUSED FLEXIBLE MODULE 2 m

max 7 with 1 Power supply 150W

max 12 with 1 Power supply 240W

max 15 with 1 Power supply 320W

DIFFUSED FLEXIBLE MODULE 4,5 m

max 3 with 1 Power supply 150W

max 5 with 1 Power supply 240W

max 7 with 1 Power supply 320W

PLAN

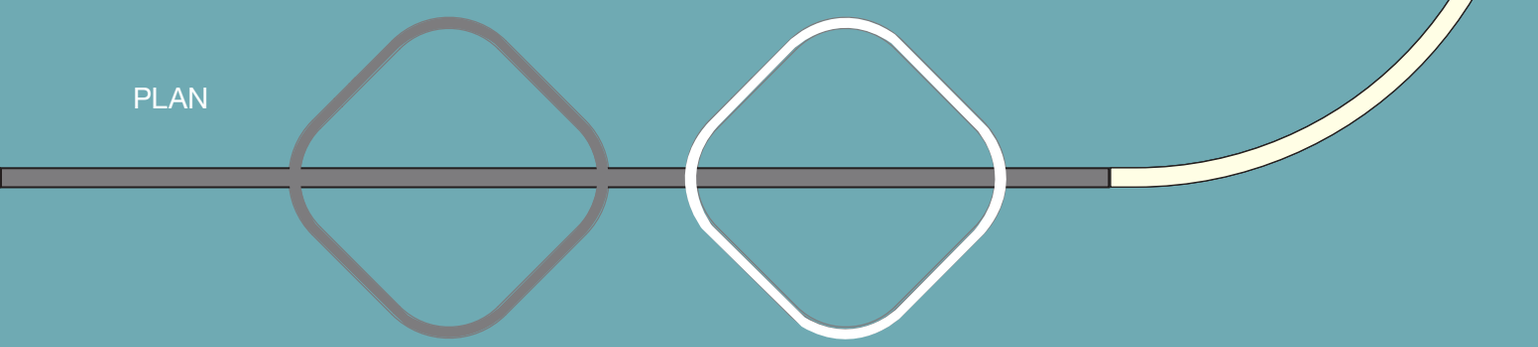

TRACK SQUARE MODULE INSETS

VECTOR 20, 30, 40

max 3

VECTOR PENDANT 30, 40

max 3

SHARP 8

max 3

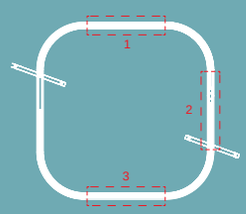

Turn Around structural track



TURN AROUND RECESSED TRACK

Black

IP20

Linear elements

Length	Code
1000 mm	**TA00104**
2000 mm	**TA00204**
3000 mm	**TA00304**

Angle elements

	Code
90° on same plane track angle elements 50 x 50 mm	**TA80004**



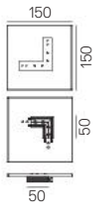

Curved joining elements

Radius	Angle	Code
300 mm	45°	**TA30004**
	60°	**TA30304**
	90°	**TA30604**
500 mm	45°	**TA30104**
	60°	**TA30404**
	90°	**TA30704**
700 mm	45°	**TA30204**
	60°	**TA30504**
	90°	**TA30804**

45°

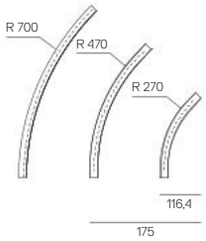

60°

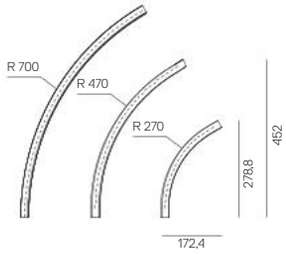

90°

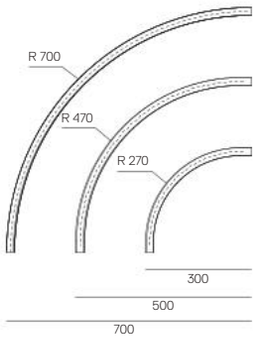

Accessories

	Code
Fed end cap Cable L = 2500 mm	**TA90600**
Recessed fixing kit (7pcs) Linear element L = 3000 mm uses 7pcs Linear element L = 2000 mm uses 5pcs Linear element L = 1000 mm uses 3pcs	**TA90100**
Electro-mechanical joint kit	**TA90000**

Accessories for cutting components of linear elements

	Code
Shaping tool: to shape insulating conductor support	**TA00000**
Locking tool: to lock insulating conductor spacer into aluminum profile	**TA00100**

Note: no tools provided to cut aluminum profile

White Titanium

Power supply	Undimmable Code	DALI/0-10/1-10/Push Code	Dimmable APP Code
320W Recessed power supply kit for recessed modules 230VAC-48VDC - IP20 ⏚ 395 x 165 x h 107 mm	**TA66001**	**TA66101**	**TA66101APP**
240W Recessed power supply kit for recessed modules 230VAC-48VDC - IP20 ⏚ 395 x 165 x h 107 mm	**TA61901**	**TA62001**	**TA62001APP**
150W Recessed power supply kit for recessed modules 230VAC-48VDC - IP20 ⏚ 395 x 165 x h 107 mm	**TA61701**	**TA61801**	**TA61801APP**
240W Ceiling power supply kit for recessed and ceiling modules 230VAC-48VDC - IP20 ⏚ 400 x 110 x h 50 mm	**TA60501** ○ **TA60722** ●	**TA60601** ○ **TA60822** ●	**TA60601APP** ○ **TA60822APP** ●
150W Ceiling power supply kit for recessed and ceiling modules 230VAC-48VDC - IP20 ⏚ 400 x 110 x h 50 mm	**TA60101** ○ **TA60322** ●	**TA60201** ○ **TA60422** ●	**TA60201APP** ○ **TA60422APP** ●
320W Remote box power supply kit 230VAC-48VDC - IP20 ⏚ 313 x 243 x h 57,5 mm		**TA68000**	**TA68000APP**
240W Remote box power supply kit 230VAC-48VDC - IP20 ⏚ 313 x 243 x h 57,5 mm		**TA62500**	**TA62500APP**
240W Bare power supply ON-OFF 230VAC-48VDC - IP20 (for dimmable version to be combined with "DV1061") ⏚ 244 x 68 x h 38 mm	**TA98000**		
150W Bare power supply ON-OFF 230VAC-48VDC - IP20 (for dimmable version to be combined with "DV1061") ⏚ 244 x 68 x h 38 mm	**TA98100**		
DALI / 0-10 / 1-10 / PUSH SELV Interface 103 x 67 x h 21 mm		**DV1061**	

Optional control devices - BLL wireless switch

	Code
Device for switching and controlling Artemide App products. Max N.3 inputs for external push buttons. Max 1 m distance. Mains power supply required. To be installed inside flush mounting boxes or junction boxes.	**DV1080APP**

TURN AROUND SMD TRACK

Titanium

IP20

Linear elements

Length	Code
1000 mm	**TA10122**
2000 mm	**TA10222**
3000 mm	**TA10322**

Angle elements

	Code
90° on same plane track angle elements 75 x 75 mm	**TA80122**

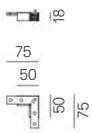

Curved joining elements

Radius	Alpha	Code
300 mm	45°	**TA40022**
	60°	**TA40322**
	90°	**TA40622**
500 mm	45°	**TA40122**
	60°	**TA40422**
	90°	**TA40722**
700 mm	45°	**TA40222**
	60°	**TA40522**
	90°	**TA40822**

45°

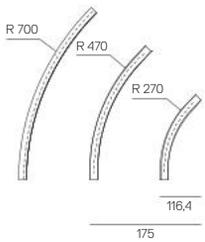

60°

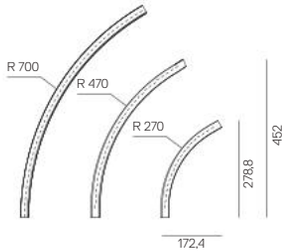

90°

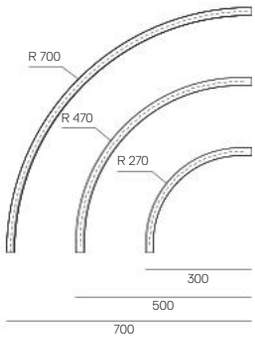

Accessories

	Code
Fed end cap Cable L = 2500 mm	**TA90600**
Ceiling bracket kit (4pcs) Linear element L = 3000 mm uses 4pcs Linear element L = 2000 mm uses 3pcs Linear element L = 1000 mm uses 1pcs	**TA90400**
Electro-mechanical joint kit	**TA90200**

White Titanium

Power supply	Undimmable Code		DALI/0-10/1-10/Push Code		Dimmable APP Code	
240W Ceiling power supply kit for suspenion and ceiling modules 230VAC-48VDC - IP20 ⏚ 400 x 110 x h 50 mm	TA61301 TA61522	○ ●	TA61401 TA61622	○ ●	TA61401APP TA61622APP	○ ●
150W Ceiling power supply kit for suspenion and ceiling modules 230VAC-48VDC IP20 ⏚ 400 x 110 x h 50 mm	TA60901 TA61122	○ ●	TA61001 TA61222	○ ●	TA61001APP TA61222APP	○ ●
240W Ceiling power supply kit for recessed and ceiling modules 230VAC-48VDC - IP20 ⏚ 400 x 110 x h 50 mm	TA60501 TA60722	○ ●	TA60601 TA60822	○ ●	TA60601APP TA60822APP	○ ●
150W Ceiling power supply kit for recessed and ceiling modules 230VAC-48VDC - IP20 ⏚ 400 x 110 x h 50 mm	TA60101 TA60322	○ ●	TA60201 TA60422	○ ●	TA60201APP TA60422APP	○ ●
320W Remote box power supply kit 230VAC-48VDC - IP20 ⏚ 313 x 243 x h 57,5 mm			TA68000		TA68000APP	
240W Remote box power supply kit 230VAC-48VDC - IP20 ⏚ 313 x 243 x h 57,5mm			TA62500		TA62500APP	
240W Bare power supply ON-OFF 230VAC-48VDC - IP20 (for dimmable version to be combined with "DV1061") ⏚ 244 x 68 x h 38 mm	TA98000					
150W Bare power supply ON-OFF 230VAC-48VDC - IP20 (for dimmable version to be combined with "DV1061") ⏚ 244 x 68 x h 38 mm	TA98100					
DALI / 0-10 / 1-10 / PUSH SELV Interface 103 x 67 x h 21 mm			DV1061			

Optional control devices - BLL wireless switch

	Code
Device for switching and controlling Artemide App products. Max N.3 inputs for external push buttons. Max 1 m distance. Mains power supply required. To be installed inside flush mounting boxes or junction boxes.	DV1080APP

TURN AROUND SUSPENSION DIRECT TRACK

Titanium

IP20

Linear elements

Length	Code
1000 mm	**TA10122**
2000 mm	**TA10222**
3000 mm	**TA10322**

Angle elements

	Code
90° on same plane track angle elements 75 x 75 mm	**TA80122**

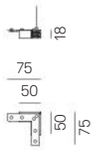

Curved joining elements

Radius	Alpha	Code
300 mm	45°	**TA40022**
	60°	**TA40322**
	90°	**TA40622**
500 mm	45°	**TA40122**
	60°	**TA40422**
	90°	**TA40722**
700 mm	45°	**TA40222**
	60°	**TA40522**
	90°	**TA40822**

45°

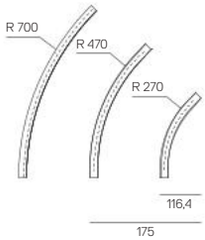

60°

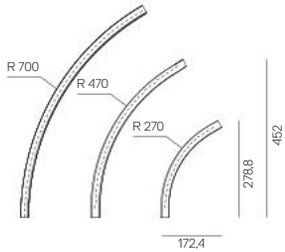

90°

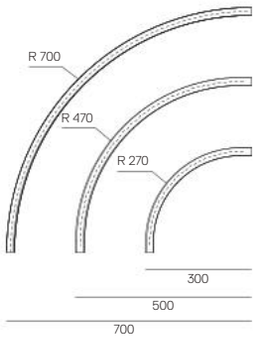

Accessories

	Code
Fed end cap Cable L = 2500 mm	**TA90600**
 Suspension kit (3pcs) Linear element L = 3000 mm uses 3pcs Linear element L = 2000 mm uses 2pcs Linear element L = 1000 mm uses 2pcs	**TA90500**
 Electro-mechanical joint kit	**TA90300**

White Titanium

Power supply	Undimmable Code	DALI/0-10/1-10/Push Code	Dimmable APP Code
320W Recessed power supply kit for suspension modules 230VAC-48VDC - IP20 ⏚ 395 x 165 x h 107 mm	**TA67001**	**TA67101**	**TA67101APP**
240W Recessed power supply kit for suspension modules 230VAC-48VDC - IP20 ⏚ 395 x 165 x h 107 mm	**TA62301**	**TA62401**	**TA62401APP**
150W Recessed power supply kit for suspension modules 230VAC-48VDC - IP20 ⏚ 395 x 165 x h 107 mm	**TA62101**	**TA62201**	**TA62201APP**
240W Ceiling power supply kit for suspension and ceiling modules 230VAC-48VDC - IP20 ⏚ 400 x 110 x h 50 mm	**TA61301** ○ **TA61522** ●	**TA61401** ○ **TA61622** ●	**TA61401APP** ○ **TA61622APP** ●
150W Ceiling power supply kit for suspension and ceiling modules 230VAC-48VDC - IP20 ⏚ 400 x 110 x h 50 mm	**TA60901** ○ **TA61122** ●	**TA61001** ○ **TA61222** ●	**TA61001APP** ○ **TA61222APP** ●
320W Remote box power supply kit 230VAC-48VDC - IP20 ⏚ 313 x 243 x h 57,5 mm		**TA68000**	**TA68000APP**
240W Remote box power supply kit 230VAC-48VDC - IP20 ⏚ 313 x 243 x h 57,5 mm		**TA62500**	**TA62500APP**
240W Bare power supply ON-OFF 230VAC-48VDC - IP20 (for dimmable version to be combined with "DV1061") ⏚ 244 x 68 x h 38 mm	**TA98000**		
150W Bare power supply ON-OFF 230VAC-48VDC - IP20 (for dimmable version to be combined with "DV1061") ⏚ 244 x 68 x h 38 mm	**TA98100**		
DALI/0-10/1-10/PUSH SELV Interface 103 x 67 x h 21 mm		**DV1061**	

Optional control devices - BLL wireless switch

	Code
Device for switching and controlling Artemide App products. Max N.3 inputs for external push buttons. Max 1 m distance. Mains power supply required. To be installed inside flush mounting boxes or junction boxes.	**DV1080APP**

TURN AROUND SUSPENSION DIRECT+INDIRECT TRACK

Titanium

IP20

Linear elements	**Direct + indirect**
Length	Code
1000 mm	**TA20122**
2000 mm	**TA20222**
3000 mm	**TA20322**

Angle elements	**Direct + indirect**
	Code
90° on same plane track angle elements 75 x 75 mm	**TA80222**



Curved joining elements*		**Direct + indirect**
Radius	Alpha	Code
300 mm	45°	**TA50022**
	60°	**TA50322**
	90°	**TA50622**
500 mm	45°	**TA50122**
	60°	**TA50422**
	90°	**TA50722**
700 mm	45°	**TA50222**
	60°	**TA50522**
	90°	**TA50822**

45°

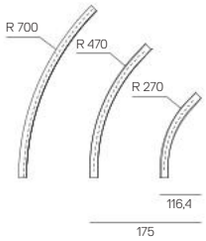

60°

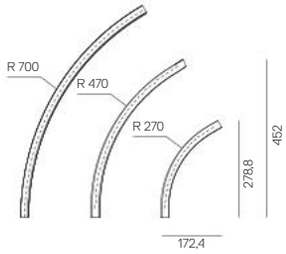

90°

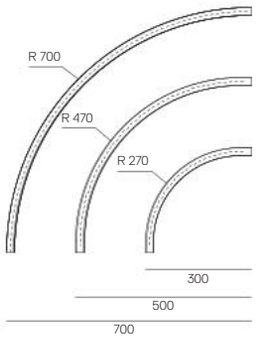

Accessories		
		Code
	Fed end cap Cable L = 2500 mm	**TA90800**
	Suspension kit (3pcs) Linear element L = 3000 mm uses 3pcs Linear element L = 2000 mm uses 2pcs Linear element L = 1000 mm uses 2pcs	**TA90500**
	Electro-mechanical joint kit	**TA90300**

White Titanium

Power supply	Undimmable Code	DALI/0-10/1-10/Push Code	Dimmable APP Code
320W Recessed power supply kit for suspension modules 230VAC-48VDC - IP20 ⏚ 395 x 165 x h 107 mm	**TA67001**	**TA67101**	**TA67101APP**
240W Recessed power supply kit for suspension modules 230VAC-48VDC - IP20 ⏚ 395 x 165 x h 107 mm	**TA62301**	**TA62401**	**TA62401APP**
150W Recessed power supply kit for suspension modules 230VAC-48VDC - IP20 ⏚ 395 x 165 x h 107 mm	**TA62101**	**TA62201**	**TA62201APP**
240W Ceiling power supply kit for suspension and ceiling modules 230VAC-48VDC - IP20 ⏚ 400 x 110 x h 50 mm	**TA61301** ○ **TA61522** ●	**TA61401** ○ **TA61622** ●	**TA61401APP** ○ **TA61622APP** ●
150W Ceiling power supply kit for suspension and ceiling modules 230VAC-48VDC - IP20 ⏚ 400 x 110 x h 50 mm	**TA60901** ○ **TA61122** ●	**TA61001** ○ **TA61222** ●	**TA61001APP** ○ **TA61222APP** ●
320W Remote box power supply kit 230VAC-48VDC - IP20 ⏚ 313 x 243 x h 57,5 mm		**TA68000**	**TA68000APP**
240W Remote box power supply kit 230VAC-48VDC - IP20 ⏚ 313 x 243 x h 57,5 mm		**TA62500**	**TA62500APP**
240W Bare power supply ON-OFF 230VAC-48VDC - IP20 (for dimmable version to be combined with "DV1061") ⏚ 244 x 68 x h 38mm	**TA98000**		
150W Bare power supply ON-OFF 230VAC-48VDC - IP20 (for dimmable version to be combined with "DV1061") ⏚ 244 x 68 x h 38 mm	**TA98100**		
DALI/0-10/1-10/PUSH SELV Interface 103 x 67 x h 21 mm		**DV1061**	

Optional control devices - BLL wireless switch

	Code
Device for switching and controlling Artemide App products. Max N.3 inputs for external push buttons. Max 1 m distance. Mains power supply required. To be installed inside flush mounting boxes or junction boxes.	**DV1080APP**

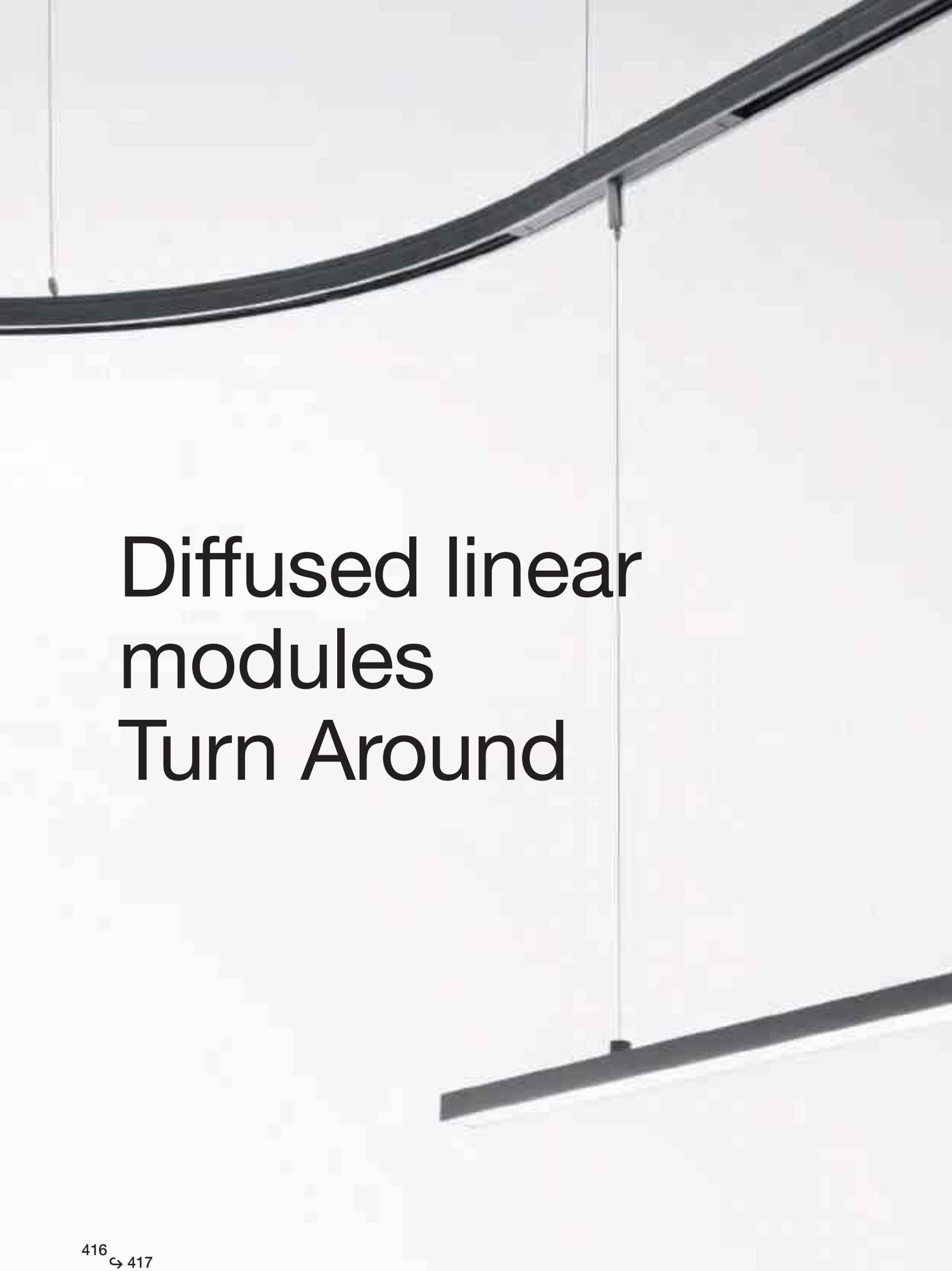

Diffused linear modules Turn Around

DIFFUSED LINEAR MODULES TURN AROUND

Titanium

MacAdam 3SDCM*
CRI = 90
Life L70 (18K) 102000h

IP20

Diffused linear module				Dimmable
	W	Flux	CCT	Code
600 mm	15W	1340 lm	2700K	**TD21022**
		1421 lm	3000K	**TD22022**
		1421 lm	4000K	**TD24022**
1200 mm	30W	2680 lm	2700K	**TD31022**
		2843 lm	3000K	**TD32022**
		2843 lm	4000K	**TD34022**

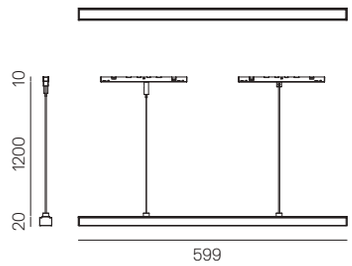

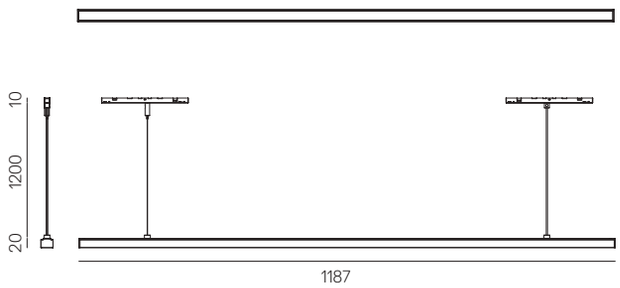

No cuttable wire.
Clips included to adjust the length.

Diffused flexible modules Turn Around

DIFFUSED FLEXIBLE MODULES TURN AROUND

White

MacAdam 2SDCM
CRI = 90

IP20

Diffused flexible modules*				Dimmable
	W	Flux	CCT	Code
2000 mm	18W	1000 lm	3000K	**TB91922**
4500 mm	39W	2252 lm	3000K	**TB90922**



* The adapter of the diffused flexible module can be fixed only in linear module.

Sharp
Turn Around

SHARP SECURELOCK TURN AROUND

Titanium

XF WF

MacAdam 2SDCM
* MacAdam 3SDCM
CRI = 90
Life L70 (18K) 109000h

IP20

Sharp 8

	W	Beam	Flux	CCT	**Dimmable** Code
8 LED	14W	XF 26°	1071 lm*	2700K	**TB50222**
			1071 lm	3000K	**TB51222**
			1147 lm	4000K	**TB53222**
		WF 62°	1139 lm*	2700K	**TB50422**
			1139 lm	3000K	**TB51422**
			1219 lm	4000K	**TB53422**

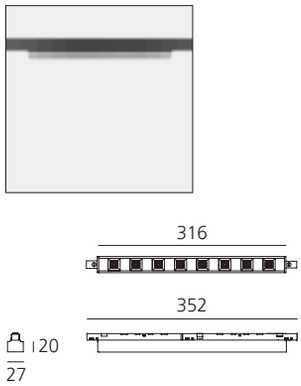

Sharp 12

	W	Beam	Flux	CCT	**Dimmable** Code
12 LED	19W	XF 26°	1607 lm*	2700K	**TB60222**
			1607 lm	3000K	**TB61222**
			1720 lm	4000K	**TB63222**
		WF 62°	1708 lm*	2700K	**TB60422**
			1708 lm	3000K	**TB61422**
			1829 lm	4000K	**TB63422**

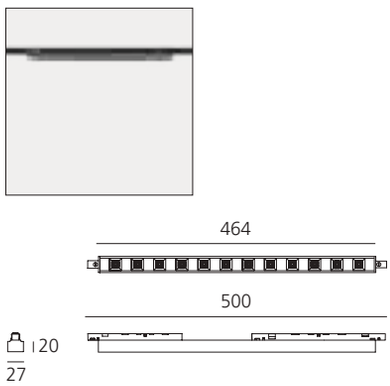

Vector
Turn Around

VECTOR TURN AROUND

Titanium

SP FL WF

MacAdam 3SDCM
CRI = 90

IP20
90° 360°

Vector 20				Dimmable**
W	Beam	Flux	CCT	Code
3,5W	SP 16°	179 lm	2700K	**TB00122**
		188 lm	3000K	**TB01122**
		184 lm	4000K	**TB03122**
3W	FL 23°	171 lm	2700K	**TB00222**
		180 lm	3000K	**TB01222**
		189 lm	4000K	**TB03222**
3,5W	WF 35°	168 lm	2700K	**TB00322**
		177 lm	3000K	**TB01322**
		186 lm	4000K	**TB03322**



Life L90 (6K) >36300h

Vector 30				Dimmable**
W	Beam	Flux	CCT	Code
6,5W	SP 12°	329 lm	2700K	**TB10122**
		329 lm	3000K	**TB11122**
		329 lm	4000K	**TB13122**
7W	FL 17°	335 lm	2700K	**TB10222**
		335 lm	3000K	**TB11222**
		335 lm	4000K	**TB13222**
	WF 30°	292 lm	2700K	**TB10322**
		292 lm	3000K	**TB11322**
		292 lm	4000K	**TB13322**

Life L70 (18K)>109000h

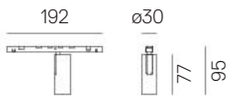

** Use of Artemide power units is mandatory.

Olmo Restaurant, Cornaredo, Italy, Ph. Michele Nastasi

Museo Egizio, Torino, Italy, Ph. Michele Nastasi

VECTOR TURN AROUND

Titanium

SP FL WF

MacAdam 3SDCM
* MacAdam 2SDCM
CRI = 90

IP20

90° 360°

Vector 40				Dimmable**
W	Beam	Flux	CCT	Code
10W	SP 14°	544 lm	2700K	**TB20122**
		541 lm	3000K	**TB21122**
		541 lm	4000K	**TB23122**
	*FL 21°	543 lm	2700K	**TB20222**
		584 lm	3000K	**TB21222**
		626 lm	4000K	**TB23222**
	*WF 28°	491 lm	2700K	**TB20322**
		529 lm	3000K	**TB21322**
		566 lm	4000K	**TB23322**



Life L90 (10K) 60500h

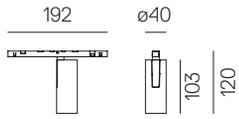

		Color	Vector 40 Code
	Accessories holder	●	**AP90100**
	Lens for elliptical emission		**AP90200**
	Soft filter		**AP90300**
	Anti-dazzle louvre	●	**AP90400**

** Use of Artemide power units is mandatory.

VECTOR PENDANT TURN AROUND

Titanium

SP FL WF

MacAdam 3SDCM
* MacAdam 2SDCM
CRI = 90

IP20

Vector 30 pendant				Dimmable**
W	Beam	Flux	CCT	Code
6,5W	SP 12°	329 lm	2700K	**TB30122**
		329 lm	3000K	**TB31122**
		329 lm	4000K	**TB33122**
7W	FL 16°	335 lm	2700K	**TB30222**
		335 lm	3000K	**TB31222**
		335 lm	4000K	**TB33222**
	WF 30°	292 lm	2700K	**TB30322**
		292 lm	3000K	**TB31322**
		292 lm	4000K	**TB33322**



Life L70 (24K) 145000h

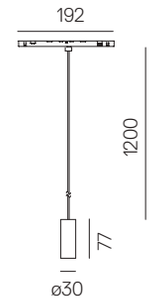

Vector 40 pendant				Dimmable**
W	Beam	Flux	CCT	Code
10W	SP 14°	544 lm	2700K	**TB40122**
		541 lm	3000K	**TB41122**
		541 lm	4000K	**TB43122**
	*FL 21°	543 lm	2700K	**TB40222**
		584 lm	3000K	**TB41222**
		626 lm	4000K	**TB43222**
	*WF 28°	491 lm	2700K	**TB40322**
		529 lm	3000K	**TB41322**
		566 lm	4000K	**TB43322**



Life L90 (10K) 60500h

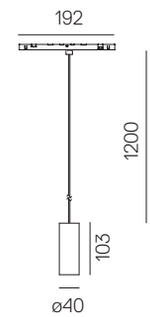



No cuttable wire.
Clips included to adjust the length.

** Use of Artemide power units is mandatory.

Square modules Turn Around



SQUARE MODULES TURN AROUND

Titanium

MacAdam 2SDCM
CRI = 90
Life L70 (6K) 36000h

IP20

Horizontal square diffused

W	Flux	CCT	Dimmable Code
18W	1001 lm	3000K	**TB81922**

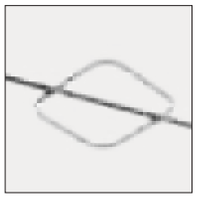

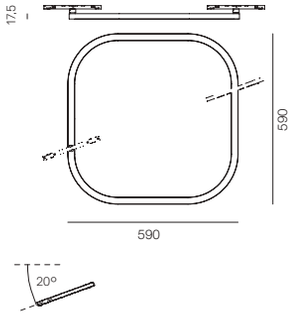

Vertical square diffused

W	Flux	CCT	Dimmable Code
18W	1001 lm	3000K	**TB71922**

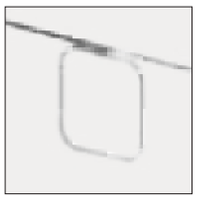

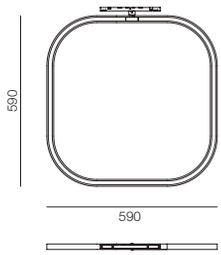

Horizontal square track*

Code
TB99922



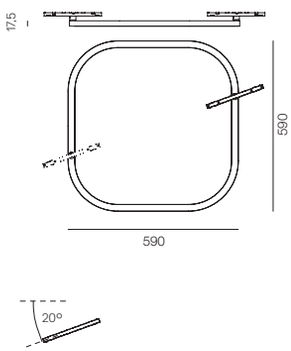

***Insets horizontal square track**

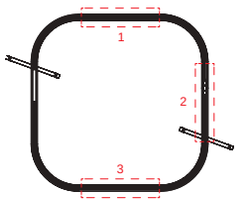

Insets	N° Max
Vector 20	3
Vector 30	3
Vector 40	3
Vector 30 pendant	3
Vector 40 pendant	3
Sharp 8x	3

Wall Washer Turn Around

TURN AROUND WALL WASHER

Titanium

MacAdam 3SDCM
Life L70 (6K) 50000h
CRI = 90

IP20

Length	W	Flux	CCT	Code
600 mm	10W	875 lm	2700K	**WW01122**
		900 lm	3000K	**WW02122**
		950 lm	4000K	**WW03122**
1200 mm	20W	1750 lm	2700K	**WW05222**
		1800 lm	3000K	**WW06222**
		1900 lm	4000K	**WW07222**

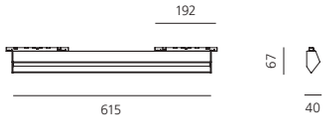

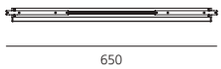

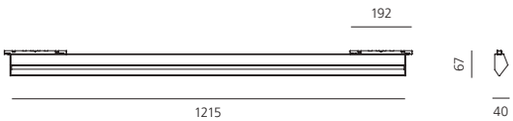

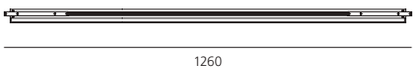

Turn Around is inclusive

Black White

SP XF WF

* MacAdam 2SDCM
MacAdam 3SDCM
CRI = 90
Delivery time on demand
2700K - 4000K

IP20

GOPLE MINI TURN AROUND, BIG - BJARKE INGELS GROUP

W	Flux	CCT	Dimmable Code
9W	836 lm	2700K	**TC10401**
	850 lm	3000K	**TC11401**

Life L70 (9k) 50000h

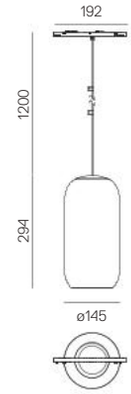

GOPLE 60 TURN AROUND, BIG - BJARKE INGELS GROUP

W	Colour	Beam	Flux	CCT	Dimmable Code
10W	Black	SP 13°	557 lm	2700K	**TC50104**
			557 lm	3000K	**TC51104**
			557 lm	4000K	**TC53104**
		XF 20°	556 lm	2700K	**TC50204**
			598 lm	3000K	**TC51204**
			641 lm	4000K	**TC53204**
		WF 28°	503 lm	2700K	**TC50304**
			542 lm	3000K	**TC51304**
			580 lm	4000K	**TC53304**

Life L70 (24k) 145000h

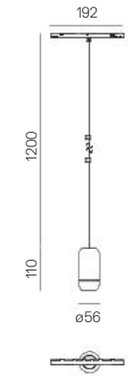

GOPLE 80 TURN AROUND, BIG - BJARKE INGELS GROUP

W	Colour	Beam	Flux	CCT	Dimmable Code
24W	Black	SP 16°	1739 lm	2700K	**TC40104**
			1779 lm	3000K	**TC41104**
			1845 lm	4000K	**TC43104**
		XF 22°	1837 lm	2700K	**TC40204**
			1879 lm	3000K	**TC41204**
			1949 lm	4000K	**TC43204**
		WF 32°	1986 lm	2700K	**TC40304**
			2031 lm	3000K	**TC41304**
			2107 lm	4000K	**TC43304**

Life L70 (9k) 50000h

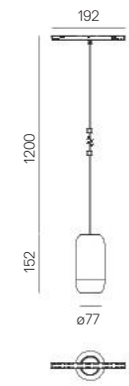

No cuttable wire.
Clips included to adjust the length.

LIGHTING APPLIANCES TURN AROUND

White (Sphere) Black (Discovery)

MacAdam 2SDCM
* MacAdam 3SDCM
CRI = 90

IP20

SPHERE 9 TURN AROUND

W	Flux	CCT	Dimmable Code
4W	346 lm	2700K	**TC30406**
	373 lm	3000K	**TC31406**

Life L70 (11k) 61000h

SPHERE 14 TURN AROUND

W	Flux	CCT	Dimmable Code
8,5W	628 lm	2700K	**TC20406**
	677 lm	3000K	**TC21406**

Life L70 (19k) 105000h

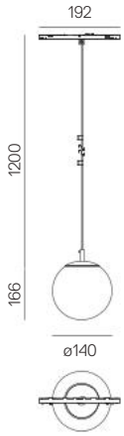

DISCOVERY 70 VERTICAL TURN AROUND, ERNESTO GISMONDI*

W	Colour	Flux	CCT	Dimmable Code
29W	Black	2317 lm	3000K	**TC01404**

Life L70 (9k) 50000h



No cuttable wire.
Clips included to adjust the length.

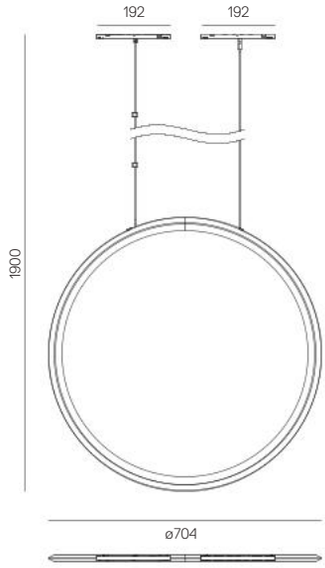

Aluminium **07**

Brass **06**

MacAdam 2SDCM
CRI = 90

IP20

ORSA 21 TURN AROUND, FOSTER + PARTNERS INDUSTRIAL DESIGN

W	Flux	CCT	Dimmable Code
8 W	525 lm	2700K	**TC60404**
	562 lm	3000K	**TC61404**

Life L70 (9k) 50000h

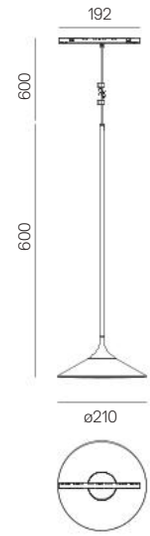

UNTERLINDEN TURN AROUND, HERZOG & DE MEURON

W	Colour	Flux	CCT	Dimmable Code
7 W	Brass	339 lm	2700K	**TC70406**
	Aluminum			**TC70407**
	Brass	349 lm	3000K	**TC71406**
	Aluminum			**TC71407**

Life L70 (19k) 105000h

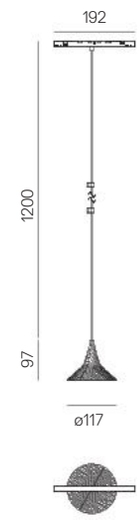

No cuttable wire.
Clips included to adjust the length.

LIGHTING APPLIANCES TURN AROUND

Anthracite	Blue	White/ Grey	Yellow
04	**07**	**01**	**06**

MacAdam 2SDCM
CRI = 90
Life L70 (10K) 60500h

IP20

IXA SPOT TURN AROUND, FOSTER + PARTNERS INDUSTRIAL DESIGN

W	Flux	CCT	Color	Dimmable Code
9 W	465 lm	3000K	Anthracite	**TC81004**
			Blue	**TC81007**
			White/Grey	**TC81001**
			Yellow	**TC81006**



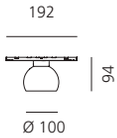

IXA 50 TURN AROUND, FOSTER + PARTNERS INDUSTRIAL DESIGN

W	Flux	CCT	Color	Dimmable Code
9 W	465 lm	3000K	Anthracite	**TC81104**
			Blue	**TC81107**
			White/Grey	**TC81101**
			Yellow	**TC81106**



IXA 100 TURN AROUND, FOSTER + PARTNERS INDUSTRIAL DESIGN

W	Flux	CCT	Color	Dimmable Code
9 W	465 lm	3000K	Anthracite	**TC81204**
			Blue	**TC81207**
			White/Grey	**TC81201**
			Yellow	**TC81206**

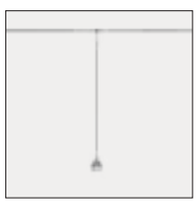

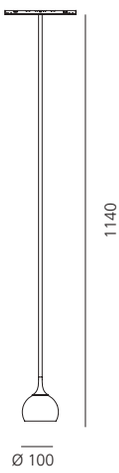

Turn Around floor

Turn Around floor shares the same design principles of Turn Around system starting from parameters of sustainability, reduction, lightness, optoelectronic intelligence and interaction. Like the system it is perfect for a last-minute choice able to add dynamic light quality to the space.

The slender and minimal structure integrates two different lighting performances to meet the needs of any space, from office workstations to meeting rooms, hospitality or residential spaces.

Turn Around floor combines to the direct controlled emission also an indirect diffuse emission which can be managed separately both from the luminaire body.

The high efficiency and the flexibility of emissions management make Turn Around floor an optimal solution for intelligent energy saving that enhances the experience and the awareness of the user.

High Efficiency
more than 70%

High Efficacy
up to 115 lm/W

High Glare Control
UGR<16

CRI = 90

Capacitive board for light management

Indirect emission
On / Off
Dimming

Direct + indirect emission
On / Off
Intensity setting

Direct emission
On / Off
Dimming

Sensor

Intensity setting and daylight
PIR (proximity)

Direct + indirect emission

Direct emission

Indirect emission

TURN AROUND FLOOR

Titanium

MacAdam 3SDCM
CRI = 90
Life L70 (17K) 102000h

IP20

Turn Around floor, direct + indirect emission				Dimmable	Dimmable + sensor*
Weight	W	Flux	CCT	Code	Code
20 Kg	17W direct	1834 lm	3000K	**TE22022**	**TE22122**
	53W indirect	6197 lm	3000K		
	17W direct	1834 lm	4000K	**TE23022**	**TE23122**
	53W indirect	6197 lm	4000K		



*Sensor functionalities:
- Intensity setting and daylight (touching for 3 seconds the central part of the controller)
- PIR (proximity)

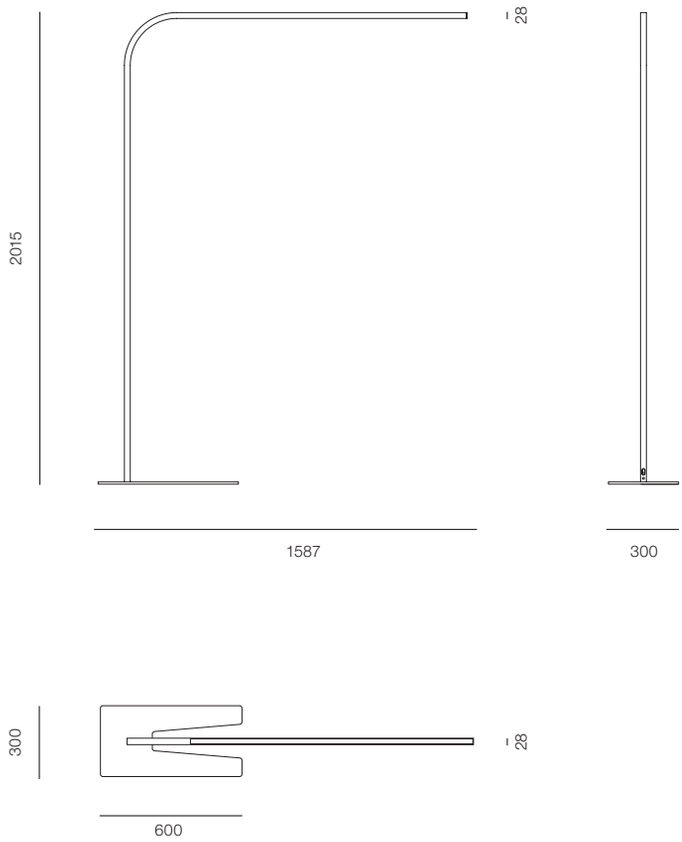



Turn Around suspension

Turn Around suspension shares the same design principles of Turn Around system starting from parameters of sustainability, reduction, lightness, integration, optoelectronic intelligence, application freedom and interaction.

It also shares the same components of Turn Around floor, integrating in the minimal structure two different lighting performances.

Turn Around suspension combines a direct controlled emission to an indirect diffused emission manageable together.

The high efficiency and the perfect control of the lighting emission make Turn Around suspension an optimal solution for workplaces.

Refractive emission

High Efficiency
more than 70%

High Efficacy
up to 115 lm/W

High Glare Control
UGR<16

CRI = 90

Combined management

Direct and Indirect emission
DALI / Push

TURN AROUND SUSPENSION

Titanium

MacAdam 3SDCM
CRI = 90
Life L70 (17K) 102000h

IP20

Turn Around suspension, direct + indirect emission			Dimmable DALI / Push
W	Flux	CCT	Code
17W direct	1724 lm	2700K	**TF21022**
17W indirect	2640 lm	2700K	
	1830 lm	3000K	**TF22022**
	2818 lm	3000K	
	1940 lm	4000K	**TF23022**
	2700 lm	4000K	



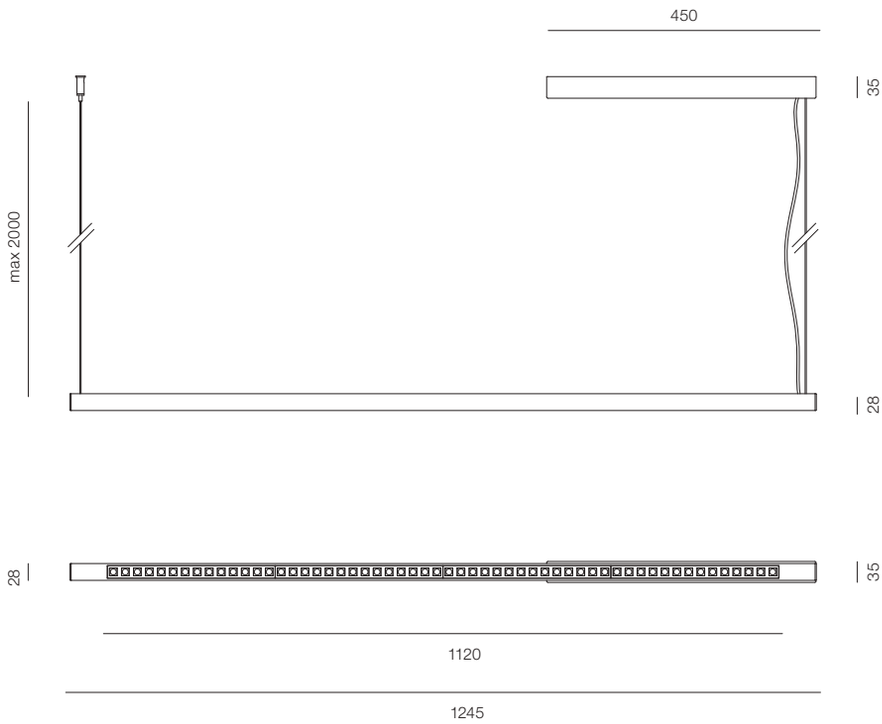

Projectors and downlight



Everything 452
Helgoland 470
Hoy Spot 492
Luceri 514
Parabola 526
Sharp 530
Vector 554

Everything

Ernesto Gismondi
2013

ARTEMIDE
APP
on request

Only for 105/150 version

For further information on Everything
visit artemide.com

EVERYTHING 35
ROUND-SQUARE

EVERYTHING 55
ROUND-SQUARE

EVERYTHING 80
ROUND-SQUARE

Two Shapes Five Dimensions

EVERYTHING 105
ROUND-SQUARE

EVERYTHING 150
ROUND-SQUARE

EVERYTHING 35
ROUND-SQUARE

EVERYTHING 55
ROUND-SQUARE

EVERYTHING 80
ROUND-SQUARE

Everything typologies

EVERYTHING 105
ROUND-SQUARE

EVERYTHING 150
ROUND-SQUARE

Rotation 360°

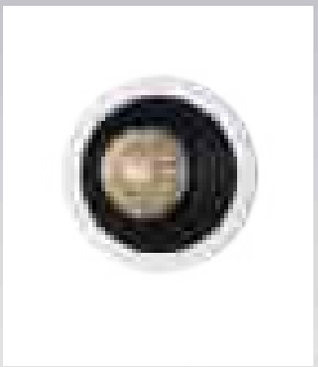

Rotation up to 360°, beam angle
+30°/-30° in adjustable versions.
Separate electronic driver:
not-dimmable or DALI dimmable options.

White Black Silver

Driver 500 mA SELV supplied separately.
Vf=2.8V reported values are subject
to a tolerance +/-10%.

MacAdam 3SDCM
Life L70 (9K) 50000h
3000K: CRI = 80
2700K: CRI = 90

IP20

Round

W	Weight	Beam	Flux	CCT	Color	Code
1,4W	0,10 kg	20°	140 lm	2700K	○	**NL4203010Y006**
		21°	128 lm		●	**NL4203010Y004**
		21°	137 lm		●	**NL4203010Y002**
		20°	171 lm	3000K	○	**NL4203010K006**
		21°	156 lm		●	**NL4203010K004**
		21°	167 lm		●	**NL4203010K002**
		27°	139 lm	2700K	○	**NL4203025Y006**
		27°	132 lm		●	**NL4203025Y004**
		27°	136 lm		●	**NL4203025Y002**
		27°	169 lm	3000K	○	**NL4203025K006**
		27°	161 lm		●	**NL4203025K004**
		27°	166 lm		●	**NL4203025K002**



ø 29 mm

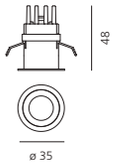

Square

W	Weight	Beam	Flux	CCT	Color	Code
1,4W	0,10 kg	20°	140 lm	2700K	○	**NL4203110Y006**
		21°	128 lm		●	**NL4203110Y004**
		21°	137 lm		●	**NL4203110Y002**
		20°	171 lm	3000K	○	**NL4203110K006**
		21°	156 lm		●	**NL4203110K004**
		21°	167 lm		●	**NL4203110K002**
		27°	139 lm	2700K	○	**NL4203125Y006**
		27°	132 lm		●	**NL4203125Y004**
		27°	136 lm		●	**NL4203125Y002**
		27°	169 lm	3000K	○	**NL4203125K006**
		27°	161 lm		●	**NL4203125K004**
		27°	166 lm		●	**NL4203125K002**



29 x 29 mm

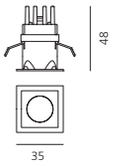

Driver	Vac	Lmm	Wmm	Hmm			Code
cc 10W 500mA	220-240	22	132	18	4max	Undimmable	**NL19041**
cc 27W 200-900mA	220-240	156	52	26	11max	DALI / Push / 1-10 / 0-10V dimmable	**M077401****
cc 25W 150-900mA	210-240	111	52	22	11max	1-10 / Push / DALI2	**DV1126***

**For use only on accessible ceiling.
*Alternative driver to be used in case one of the drivers is not available.

EVERYTHING 55

White Black Silver

Driver 500/700 mA SELV supplied separately.
Vf=11V reported values are subject
to a tolerance +/-10%.
*Flux refers to fixed version.

MacAdam 2SDCM
Life L70 (24K) 45000h
CRI = 90

IP20

Round

W	Weight	Beam	Flux*	CCT	Color	Fixed Code	Adjustable Code
5,5W	0,20 kg	18°	528 lm	2700K	○	**NL4203518Y006**	**NL4203318Y006**
			511 lm		●	**NL4203518Y004**	**NL4203318Y004**
			520 lm		●	**NL4203518Y002**	**NL4203318Y002**
			566 lm	3000K	○	**NL4203518K006**	**NL4203318K006**
			547 lm		●	**NL4203518K004**	**NL4203318K004**
			557 lm		●	**NL4203518K002**	**NL4203318K002**
		34°	426 lm	2700K	○	**NL4203534Y006**	**NL4203334Y006**
			387 lm		●	**NL4203534Y004**	**NL4203334Y004**
			407 lm		●	**NL4203534Y002**	**NL4203334Y002**
			457 lm	3000K	○	**NL4203534K006**	**NL4203334K006**
			415 lm		●	**NL4203534K004**	**NL4203334K004**
			437 lm		●	**NL4203534K002**	**NL4203334K002**
8W	0,30 kg	18°	707 lm	2700K	○	**NL4204118Y006**	
			684 lm		●	**NL4204118Y004**	
			697 lm		●	**NL4204118Y002**	
			759 lm	3000K	○	**NL4204118K006**	
			734 lm		●	**NL4204118K004**	
			747 lm		●	**NL4204118K002**	
		34°	572 lm	2700K	○	**NL4204134Y006**	
			519 lm		●	**NL4204134Y004**	
			546 lm		●	**NL4204134Y002**	
			613 lm	3000K	○	**NL4204134K006**	
			556 lm		●	**NL4204134K004**	
			586 lm		●	**NL4204134K002**	



ø 50 mm

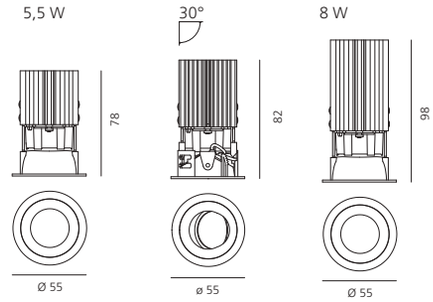

Square

W	Weight	Beam	Flux*	CCT	Color	Fixed Code	Adjustable Code
5,5W	0,20 kg	18°	528 lm	2700K	○	**NL4203418Y006**	**NL4203218Y006**
			511 lm		●	**NL4203418Y004**	**NL4203218Y004**
			520 lm		●	**NL4203418Y002**	**NL4203218Y002**
			566 lm	3000K	○	**NL4203418K006**	**NL4203218K006**
			547 lm		●	**NL4203418K004**	**NL4203218K004**
			557 lm		●	**NL4203418K002**	**NL4203218K002**
		34°	426 lm	2700K	○	**NL4203434Y006**	**NL4203234Y006**
			387 lm		●	**NL4203434Y004**	**NL4203234Y004**
			407 lm		●	**NL4203434Y002**	**NL4203234Y002**
			457 lm	3000K	○	**NL4203434K006**	**NL4203234K006**
			415 lm		●	**NL4203434K004**	**NL4203234K004**
			437 lm		●	**NL4203434K002**	**NL4203234K002**
8W	0,30 kg	18°	707 lm	2700K	○	**NL4204218Y006**	
			684 lm		●	**NL4204218Y004**	
			697 lm		●	**NL4204218Y002**	
			759 lm	3000K	○	**NL4204218K006**	
			734 lm		●	**NL4204218K004**	
			747 lm		●	**NL4204218K002**	
		34°	572 lm	2700K	○	**NL4204234Y006**	
			519 lm		●	**NL4204234Y004**	
			546 lm		●	**NL4204234Y002**	
			613 lm	3000K	○	**NL4204234K006**	
			556 lm		●	**NL4204234K004**	
			586 lm		●	**NL4204234K002**	



50 x 50 mm

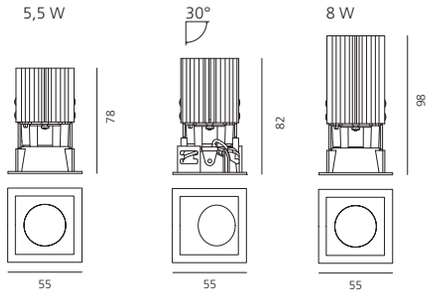

Driver		Vac	Lmm	Wmm	Hmm				Code
cc 8/14W	500mA	100-127	158	22	19	2max	Everything 55 - 5,5W	Undimmable	**M077900**
cc 25W	200-900mA	220-240	164	38	25	3max	Everything 55 - 5,5W	DALI Push / 1-10V dimmable	**DV1003**
cc 27W	200-900mA	220-240	156	52	26	3max	Everything 55 - 5,5W	DALI Push / 1-10V / 0-10	**M077401****
cc 25W	500mA	210-240	111	52	22	3max	Everything 55 - 5,5W	1-10 / Push / DALI2	**DV1126***
cc 33W	350-725mA	220-240	147	44	22	1max	Everything 55 - 8W	Undimmable	**DV1030**
cc 32W	250-900mA	110-127/220-240	103	67	67	3max	Everything 55 - 8W	Push / 1-10V dimmable	**M079300****
cc 32W	250-700mA	110-127	103	67	67	3max	Everything 55 - 8W	DALI dimmable	**M079200****
cc 25W	700mA	210-240	111	52	22	3max	Everything 55 - 8W	1-10 / Push / DALI2	**DV1126***

*Alternative driver to be used in case one of the drivers is not available.
**For use only on accessible ceiling.

EVERYTHING 80 ROUND

Black White Silver Black White Polished metal

Trim Deflector

Driver 300mA SELV supplied separately.
Vf=33V reported values are subject to a tolerance +/-10%.
**Flux refers to fixed version.

MacAdam 3SDCM
Life L70 (9K) 50000h
CRI = 90

IP20 / IP44
850°
30°

Trim							Fixed	Adjustable
W	Weight	CCT	Beam	Flux**	Trim	Deflector	Code	Code
10W	0,24 kg	2700K	24°	1118 lm	○	○	**M325720**	**M325725**
			18°	1138 lm	●	◑	**M331110**	**M331115**
					○	◑	**M331120**	**M331125**
			24°	927 lm	○	●	**M326020**	**M326025**
					●	●	**M326010**	**M326015**
					●	●	**M326060**	**M326065**
		3000K	24°	1180 lm	○	○	**M251020**	**M251025**
			18°	1201 lm	●	◑	**M278610**	**M278615**
					○	◑	**M278620**	**M278625**
			24°	979 lm	○	●	**M251620**	**M251625**
					●	●	**M251610**	**M251615**
					●	●	**M251660**	**M251665**
		2700K	31°	1131 lm	○	○	**M325820**	**M325825**
			26°	1090 lm	●	◑	**M331210**	**M331215**
					○	◑	**M331220**	**M331225**
			31°	911 lm	○	●	**M326120**	**M326125**
					●	●	**M326110**	**M326115**
					●	●	**M326160**	**M326165**
		3000K	31°	1193 lm	○	○	**M251220**	**M251225**
			26°	1151 lm	●	◑	**M278810**	**M278815**
					○	◑	**M278820**	**M278825**
			31°	962 lm	○	●	**M251820**	**M251825**
					●	●	**M251810**	**M251815**
					●	●	**M251860**	**M251865**
		2700K	47°	1048 lm	○	○	**M325920**	**M325925**
				923 lm	●	◑	**M331310**	**M331315**
					○	◑	**M331320**	**M331325**
			45°	732 lm	○	●	**M326220**	**M326225**
					●	●	**M326210**	**M326215**
				1107 lm	●	●	**M326260**	**M326265**
		3000K	47°	974 lm	○	○	**M251420**	**M251425**
					●	◑	**M279010**	**M279015**
				773 lm	○	◑	**M279020**	**M279025**
			45°	773 lm	○	●	**M252020**	**M252025**
					●	●	**M252010**	**M252015**
					●	●	**M252060**	**M252065**



ø 67 mm

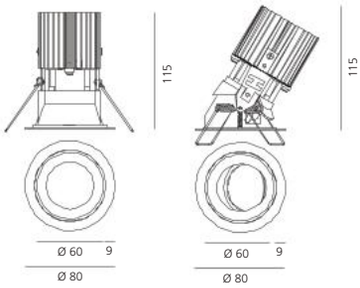

Trimless						Fixed	Adjustable
W	Weight	CCT	Beam	Flux**	Deflector	Code	Code
10W	0,24 kg	2700K	24°	1118	○	**M326300**	**M326305**
				927	●	**M326600**	**M326605**
			18°	1138	◑	**M331400**	**M331405**
		3000K	24°	1180	○	**M252200**	**M252205**
				979	●	**M252800**	**M252805**
			18°	1201	◑	**M279200**	**M279205**
		2700K	31°	1131	○	**M326400**	**M326405**
				911	●	**M326700**	**M326705**
			26°	1090	◑	**M331500**	**M331505**
		3000K	31°	1193	○	**M252400**	**M252405**
				962	●	**M253000**	**M253005**
			26°	1151	◑	**M279400**	**M279405**
		2700K	47°	1048	○	**M326500**	**M326505**
			45°	732	●	**M326800**	**M326805**
			47°	923	◑	**M331600**	**M331605**
		3000K	47°	1107	○	**M252600**	**M252605**
			45°	773	●	**M253200**	**M253205**
			47°	974	◑	**M279600**	**M279605**

ø 67 mm

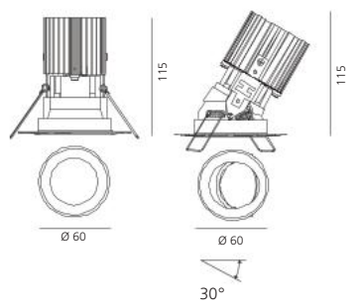

Driver		Vac	Lmm	Wmm	Hmm			Code
cc 22W	125-500mA	220-240	108	38	25	1max	Undimmable	**DV1037**
cc 25W	200-900mA	220-240	164	38	25	1max	DALI Push	**DV1003**
cc 27W	200-900mA	220-240	156	52	26	1max	DALI2 Push / 1-10V /0-10	**M077401**
cc 25W	150-900mA	110-240	111	52	22	3max	0-10 / Push / DALI2	**DV1126***
cc 38W	300mA	220-240	146	44	30	3max	Push & APP	**DV1128APP***

*Alternative driver to be used in case one of the drivers is not available

EVERYTHING 80 SQUARE

Black White Silver — Trim
Black White Polished metal — Deflector

Driver 300mA SELV supplied separately.
Vf=33V reported values are subject to a tolerance +/-10%.
**Flux refers to fixed version.

MacAdam 3SDCM
Life L70 (9K) 50000h
CRI = 90

IP20 / IP44
850°
30°

Trim							Fixed	Adjustable
W	Weight	CCT	Beam	Flux**	Trim	Deflector	Code	Code
10W	0,24 kg	2700K	24°	1147 lm	○	○	**M326920**	**M326925**
			27°	1167	●	◑	**M330510**	**M330515**
					○	◑	**M330520**	**M330525**
			24°	981	○	●	**M327220**	**M327225**
					●	●	**M327210**	**M327215**
					●	●	**M327260**	**M327265**
		3000K	24°	1211	○	○	**M253420**	**M253425**
			27°	1232	●	◑	**M273610**	**M273615**
					○	◑	**M273620**	**M273625**
			24°	1036	○	●	**M254020**	**M254025**
					●	●	**M254010**	**M254015**
					●	●	**M254060**	**M254065**
		2700K	31°	1145	○	○	**M327020**	**M327025**
			34°	1102	●	◑	**M330610**	**M330615**
					○	◑	**M330620**	**M330625**
			31°	961	○	●	**M327320**	**M327325**
					●	●	**M327310**	**M327315**
					●	●	**M327360**	**M327365**
		3000K	31°	1208 lm	○	○	**M253620**	**M253625**
			34°	1164	●	◑	**M273810**	**M273815**
					○	◑	**M273820**	**M273825**
			31°	1014	○	●	**M254220**	**M254225**
					●	●	**M254210**	**M254215**
					●	●	**M254260**	**M254265**
		2700K	50°	1088	○	○	**M327120**	**M327125**
				940	●	◑	**M330710**	**M330715**
					○	◑	**M330720**	**M330725**
			47°	789	○	●	**M327420**	**M327425**
					●	●	**M327410**	**M327415**
					●	●	**M327460**	**M327465**
		3000K	50°	1148	○	○	**M253820**	**M253825**
				993	●	◑	**M274010**	**M274015**
					○	◑	**M274020**	**M274025**
			47°	833	○	●	**M254420**	**M254425**
					●	●	**M254410**	**M254415**
					●	●	**M254460**	**M254465**



67 x 67 mm

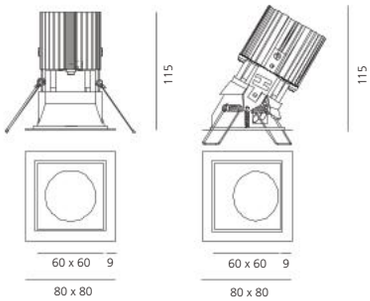

30°

Trimless						Fixed	Adjustable
W	Weight	CCT	Beam	Flux**	Deflector	Code	Code
10W	0,24 kg	2700K	24°	1147	○	**M327500**	**M327505**
				981	●	**M327800**	**M327805**
			27°	1167	◑	**M330800**	**M330805**
		3000K	24°	1211	○	**M254600**	**M254605**
				1036	●	**M255200**	**M255205**
			27°	1232	◑	**M274200**	**M274205**
		2700K	31°	1145	○	**M327600**	**M327605**
				961	●	**M327900**	**M327905**
			34°	1102	◑	**M330900**	**M330905**
		3000K	31°	1208	○	**M254800**	**M254805**
				1014	●	**M255400**	**M255405**
			34°	1164	◑	**M274400**	**M274405**
		2700K	50°	1088	○	**M327700**	**M327705**
			47°	789	●	**M328000**	**M328005**
			50°	940	◑	**M331000**	**M331005**
		3000K	50°	1148	○	**M255000**	**M255005**
			47°	833	●	**M255600**	**M255605**
			50°	993	◑	**M274600**	**M274605**

67 x 67 mm

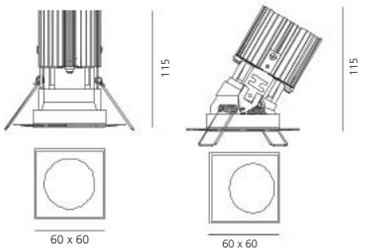

30°

Driver		Vac	L_{mm}	W_{mm}	H_{mm}			Code
cc 22W	125-500mA	220-240	108	38	25	1max	Undimmable	**DV1037**
cc 25W	200-900mA	220-240	164	38	25	1max	DALI Push	**DV1003**
cc 27W	200-900mA	220-240	156	52	26	1max	DALI2 Push / 1-10V / 0-10	**M077401**
cc 25W	150-900mA	110-240	111	52	22	3max	0-10 / Push / DALI2	**DV1126***
cc 38W	300mA	220-240	146	44	30	3max	Push & APP	**DV1128APP***

*Alternative driver to be used in case one of the drivers is not available

21WOL Hotel, Milan, Italy, Ph. Manzoni

Showroom Audi, Canterbury, UK, Ph. Amphytype

EVERYTHING 105 TRIM

Black White Silver Black Polished metal

Trim Deflector

Driver 300mA SELV supplied separately.
Vf=33V reported values are subject to a tolerance +/-10%.
**Flux refers to fixed version.

MacAdam 3SDCM
Life L70 (9K) 50000h
CRI = 90

IP20 / IP44

850°

30° 360°

Round

W	Weight	CCT	Beam	Flux**	Trim	Deflector	Fixed Code	Adjustable Code
10W	0,30 kg	2700K	24°	936 lm	○	●	**M328120**	**M328125**
					◐	●	**M328160**	**M328165**
					●	●	**M328140**	**M328145**
			25°	1125 lm	○	◐	**M328420**	**M328425**
					◐	◐	**M328460**	**M328465**
					●	◐	**M328440**	**M328445**
		3000K	24°	988 lm	○	●	**M255820**	**M255825**
					◐	●	**M255860**	**M255865**
					●	●	**M255840**	**M255845**
			25°	1187 lm	○	◐	**M256420**	**M256425**
					◐	◐	**M256460**	**M256465**
					●	◐	**M256440**	**M256445**
		2700K	31°	922 lm	○	●	**M328220**	**M328225**
					◐	●	**M328260**	**M328265**
					●	●	**M328240**	**M328245**
			36°	954 lm	○	◐	**M328520**	**M328525**
					◐	◐	**M328560**	**M328565**
					●	◐	**M328540**	**M328545**
		3000K	31°	974 lm	○	●	**M256020**	**M256025**
					◐	●	**M256060**	**M256065**
					●	●	**M256040**	**M256045**
			36°	1007 lm	○	◐	**M256620**	**M256625**
					◐	◐	**M256660**	**M256665**
					●	◐	**M256640**	**M256645**
		2700K	48°	720 lm	○	●	**M328320**	**M328325**
					◐	●	**M328360**	**M328365**
					●	●	**M328340**	**M328345**
		3000K	48°	761 lm	○	●	**M256220**	**M256225**
					◐	●	**M256260**	**M256265**
					●	●	**M256240**	**M256245**

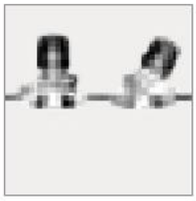

ø 92 mm

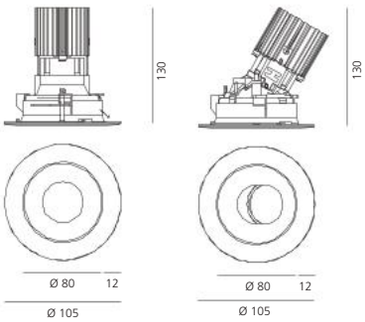

Square

W	Weight	CCT	Beam	Flux**	Trim	Deflector	Fixed Code	Adjustable Code
10W	0,30 kg	2700K	23°	921 lm	○	●	**M329320**	**M329325**
					◐	●	**M329360**	**M329365**
					●	●	**M329340**	**M329345**
			25°	1127 lm	○	◐	**M329620**	**M329625**
					◐	◐	**M329660**	**M329665**
					●	◐	**M329640**	**M329645**
		3000K	23°	972 lm	○	●	**M258220**	**M258225**
					◐	●	**M258260**	**M258265**
					●	●	**M258240**	**M258245**
			25°	1189 lm	○	◐	**M258820**	**M258825**
					◐	◐	**M258860**	**M258865**
					●	◐	**M258840**	**M258845**
		2700K	30°	880 lm	○	●	**M329420**	**M329425**
					◐	●	**M329460**	**M329465**
					●	●	**M329440**	**M329445**
			60°	950 lm	○	◐	**M329720**	**M329725**
					◐	◐	**M329760**	**M329765**
					●	◐	**M329740**	**M329745**
		3000K	30°	929 lm	○	●	**M258420**	**M258425**
					◐	●	**M258460**	**M258465**
					●	●	**M258440**	**M258445**
			60°	1002 lm	○	◐	**M259020**	**M259025**
					◐	◐	**M259060**	**M259065**
					●	◐	**M259040**	**M259045**
		2700K	45°	715 lm	○	●	**M329520**	**M329525**
					◐	●	**M329560**	**M329565**
					●	●	**M329540**	**M329545**
		3000K	45°	755 lm	○	●	**M258620**	**M258625**
					◐	●	**M258660**	**M258665**
					●	●	**M258640**	**M258645**



92 x 92 mm

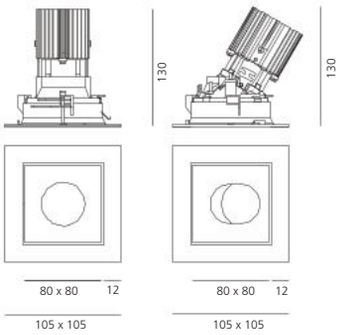

Driver		Vac	Lmm	Wmm	Hmm			Code
cc 22W	125-500mA	220-240	108	38	25	1max	Undimmable	**DV1037**
cc 25W	200-900mA	220-240	164	38	25	1max	DALI Push	**DV1003**
cc 27W	200-900mA	220-240	156	52	26	1max	DALI2 Push / 1-10V / 0-10	**M077401**
cc 25W	150-900mA	110-240	111	52	22	3max	0-10 / Push / DALI2	**DV1126***
cc 38W	300mA	220-240	146	44	30	3max	Push & APP	**DV1128APP***

*Alternative driver to be used in case one of the drivers is not available

EVERYTHING 105 TRIMLESS

Black

Polished metal

Fitting to be completed with installation frame for recessing into ceiling.

Driver 350mA SELV supplied separately.
Vf=33V reported values are subject to a tolerance +/-10%.
**Flux refers to fixed version.

MacAdam 3SDCM
Life L7 (9K) 50000h
CRI = 90

IP20 / IP44

850°

30° 360°

Round optical unit: trimless

W	Weight	CCT	Beam	Flux**	Deflector	Fixed Code	Adjustable Code
10W	0,30 kg	2700K	24°	936 lm	●	**M328700**	**M328705**
			25°	1125	◐	**M329000**	**M329005**
		3000K	24°	988 lm	●	**M257000**	**M257005**
			25°	1187	◐	**M257600**	**M257605**
		2700K	31°	922 lm	●	**M328800**	**M328805**
			36°	954	◐	**M329100**	**M329105**
		3000K	31°	974 lm	●	**M257200**	**M257205**
			36°	1007	◐	**M257800**	**M257805**
		2700K	48°	720 lm	●	**M328900**	**M328905**
		3000K	48°	761 lm	●	**M257400**	**M257405**

ø 92 mm

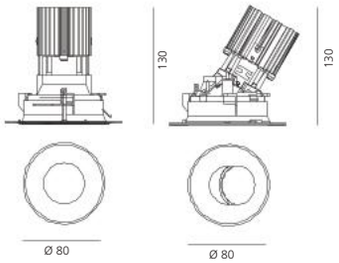

Frame

Round frame
for recessed installation

ø 92 mm

Code
M273400

Square optical unit: trimless

W	Weight	CCT	Beam	Flux**	Deflector	Fixed Code	Adjustable Code
10W	0,30 kg	2700K	23°	921 lm	●	**M329900**	**M329905**
			25°	1127	◐	**M330200**	**M330205**
		3000K	23°	972 lm	●	**M259400**	**M259405**
			25°	1189	◐	**M260000**	**M260005**
		2700K	30°	880 lm	●	**M330000**	**M330005**
			60°	950	◐	**M330300**	**M330305**
		3000K	30°	929 lm	●	**M259600**	**M259605**
			60°	1002	◐	**M260200**	**M260205**
		2700K	45°	715 lm	●	**M330100**	**M330105**
		3000K	45°	755 lm	●	**M259800**	**M259805**

92 x 92 mm

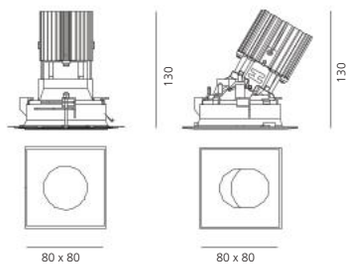

Frame



Square frame
for recessed installation

92 x 92 mm

Code
M273500

Driver		Vac	L_{mm}	W_{mm}	H_{mm}			Code
cc 22W	125-500mA	220-240	108	38	25	1max	Undimmable	**DV1037**
cc 25W	200-900mA	220-240	164	38	25	1max	DALI Push	**DV1003**
cc 27W	200-900mA	220-240	156	52	26	1max	DALI2 Push / 1-10V / 0-10	**M077401**
cc 25W	150-900mA	110-240	111	52	22	3max	0-10 / Push / DALI2	**DV1126***
cc 38W	300mA	220-240	146	44	30	3max	Push & APP	**DV1128APP***

*Alternative driver to be used in case one of the drivers is not available

EVERYTHING 150 TRIM

Black | White | Silver — Trim
Black | Polished metal — Deflector

Driver 600mA SELV supplied separately.
Vf=34V reported values are subject to a tolerance +/-10%.
**Flux refers to fixed version.

MacAdam 3SDCM
Life L70 (9K) 50000h
CRI = 90

IP20 / IP44
850°
30° 360°

Round

W	Weight	CCT	Beam	Flux**	Trim	Deflector	Fixed Code	Adjustable Code
20W	0,30 kg	2700K	19°	2439 lm	○	◐	**M323620**	**M323625**
					●	◐	**M323660**	**M323665**
					●	◐	**M323640**	**M323645**
		3000K	19°	2575 lm	○	◐	**M261220**	**M261225**
					●	◐	**M261260**	**M261265**
					●	◐	**M261240**	**M261245**
		2700K	27°	1991 lm	○	●	**M323420**	**M323425**
					●	●	**M323460**	**M323465**
					●	●	**M323440**	**M323445**
			25°	2104 lm	○	◐	**M323820**	**M323825**
					●	◐	**M323860**	**M323865**
					●	◐	**M323840**	**M323845**
		3000K	27°	2102 lm	○	●	**M260820**	**M260825**
					●	●	**M260860**	**M260865**
					●	●	**M260840**	**M260845**
			25°	2221 lm	○	◐	**M261620**	**M261625**
					●	◐	**M261660**	**M261665**
					●	◐	**M261640**	**M261645**
		2700K	59°	1626 lm	○	●	**M323520**	**M323525**
					●	●	**M323560**	**M323565**
					●	●	**M323540**	**M323545**
		3000K	59°	1717 lm	○	●	**M261020**	**M261025**
					●	●	**M261060**	**M261065**
					●	●	**M261040**	**M261045**

ø 136 mm

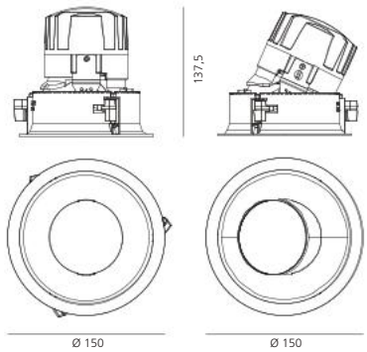

Square

W	Weight	CCT	Beam	Flux**	Trim	Deflector	Fixed Code	Adjustable Code
20W	0,30 kg	2700K	27°	2445	○	◐	**M324820**	**M324825**
					●	◐	**M324860**	**M324865**
					●	◐	**M324840**	**M324845**
		3000K	27°	2581 lm	○	◐	**M263620**	**M263625**
					●	◐	**M263660**	**M263665**
					●	◐	**M263640**	**M263645**
		2700K	27°	2074 lm	○	●	**M324620**	**M324625**
					●	●	**M324660**	**M324665**
					●	●	**M324640**	**M324645**
			64°	2131 lm	○	◐	**M325020**	**M325025**
					●	◐	**M325060**	**M325065**
					●	◐	**M325040**	**M325045**
		3000K	27°	2189 lm	○	●	**M263220**	**M263225**
					●	●	**M263260**	**M263265**
					●	●	**M263240**	**M263245**
			64°	2249 lm	○	◐	**M264020**	**M264025**
					●	◐	**M264060**	**M264065**
					●	◐	**M264040**	**M264045**
		2700K	62°	1735 lm	○	●	**M324720**	**M324725**
					●	●	**M324760**	**M324765**
					●	●	**M324740**	**M324745**
		3000K	62°	1831 lm	○	●	**M263420**	**M263425**
					●	●	**M263460**	**M263465**
					●	●	**M263440**	**M263445**

136 x 136 mm

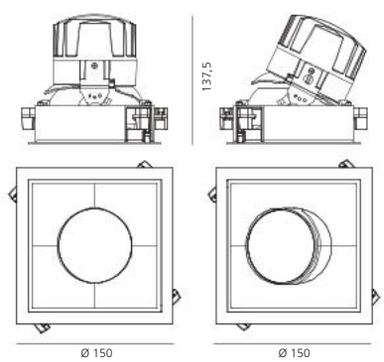

Optional control devices - BLL wireless switch

Device for switching and controlling Artemide App products.
Max N.40 inputs for external push buttons.
Mains power supply required.
To be installed inside flush mounting boxes or junction boxes.

Code
DV1054APP

Driver		Vac	Lmm	Wmm	Hmm			Code
cc 25W	200-900mA	220-240	164	38	25	1max	DALI Push	**DV1003**
cc 33W	250-900mA	110-127/ 220-240	103	67	21	1max	Push / 1-10V / 0-10	**M079300**
cc 32W	250-700mA	110-127/ 220-240	103	67	21	1max	DALI2	**M079200**
cc 32W	350-725mA	220-240	147	44	22	1max		**DV1102**
cc 25W	150-900mA	110-240	111	52	22	3max	0-10 / Push / DALI2	**DV1126***

*Alternative driver to be used in case one of the drivers is not available.

EVERYTHING 150 TRIMLESS

Black

Polished metal

Fitting to be completed with installation frame for recessing into ceiling.

Driver 600mA SELV supplied separately.
Vf=34V reported values are subject to a tolerance +/-10%.
**Flux refers to fixed version.

MacAdam 3SDCM
Life L70 (9K) 50000h
CRI = 90

IP20 / IP44

850°

30° 360°

Round optical unit: trimless

W	Weight	CCT	Beam	Flux**	Deflector	Fixed Code	Adjustable Code
20W	0,30 kg	2700K	19°	2439 lm	◐	**M324200**	**M324205**
		3000K	19°	2575 lm	◐	**M262400**	**M262405**
		2700K	27°	1991 lm	●	**M324000**	**M324005**
			25°	2104 lm	◐	**M324300**	**M324305**
		3000K	27°	2102 lm	●	**M262000**	**M262005**
			25°	2221 lm	◐	**M262600**	**M262605**
		2700K	59°	1626 lm	●	**M324100**	**M324105**
		3000K	59°	1717 lm	●	**M262200**	**M262205**



ø 136 mm

Frame

Round frame
for recessed installation

ø 136 mm

Code
M274800

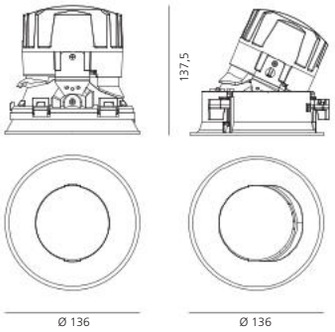

Square optical unit: trimless

W	Weight	CCT	Beam	Flux**	Deflector	Fixed Code	Adjustable Code
20W	0,30 kg	2700K	27°	2445 lm	◐	**M325400**	**M325405**
		3000K	27°	2581 lm	◐	**M264800**	**M264805**
		2700K	27°	2074 lm	●	**M325200**	**M325205**
			64°	2131 lm	◐	**M325500**	**M325505**
		3000K	27°	2189 lm	●	**M264400**	**M264405**
			64°	2249 lm	◐	**M265000**	**M265005**
		2700K	62°	1735 lm	●	**M325300**	**M325305**
		3000K	62°	1831 lm	●	**M264600**	**M264605**

136 x 136 mm

Frame



Square frame
for recessed installation

136 x 136 mm

Code
M274900

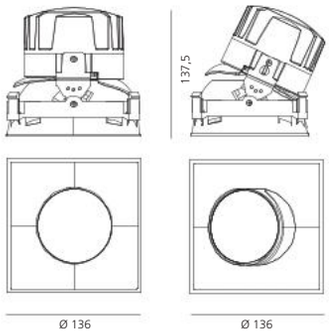

Optional control devices - BLL wireless switch

Device for switching and controlling Artemide App products.
Max N.40 inputs for external push buttons.
Mains power supply required.
To be installed inside flush mounting boxes or junction boxes.

Code
DV1054APP

Driver		Vac	Lmm	Wmm	Hmm			Code
cc 25W	200-900mA	220-240	164	38	25	1max	DALI Push	**DV1003**
cc 33W	250-900mA	110-127/ 220-240	103	67	21	1max	Push / 1-10V / 0-10	**M079300**
cc 32W	250-700mA	110-127/ 220-240	103	67	21	1max	DALI2	**M079200**
cc 32W	350-725mA	220-240	147	44	22	1max		**DV1102**
cc 25W	150-900mA	110-240	111	52	22	3max	0-10 / Push / DALI2	**DV1126***

*Alternative driver to be used in case one of the drivers is not available.

Vòce Aimo e Nadia, Milan, Italy, Ph. Archivio Ifi

Helgoland

Carlotta de Bevilacqua
2023

Helgoland is an efficient and perfectly controlled light principle that applies to an incremental, compact and optimised geometry, capable of casting good light into any space.

The patented technology of the refractive optics is miniaturised and developed according to an hexagonal mesh that maximises the density of the luminous flux emitted. The hexagonal geometry makes it possible to place the elements side by side without wasting space, according to the shape of a honeycomb.

This model is inspired by nature, by the intelligence of bees. The geometry enables free, linear or radial-centric growth just as in these first versions of Helgoland.



PATENT OF INVENTION: OPTICS

ARTEMIDE
APP



Esarefractive lens

Maximized flux density per unit area

Scalable platform

Sustainable principles

For further information on Helgoland
visit artemide.com

Incremental principle

Multiple features

Four different sizes

Five colour finishes

A wide range of installation types

Installation accessories

Trimless

Trim

Magnetic fixing

12,5 mm

Light engine

SMD Remote driver

SMD Built-in driver

Collaborative Units

Helgoland has an optimised construction also with respect to the structure of the various versions. The light engine is in fact an element which can be combined through an easy magnetic fixing system with various accessories: for recessed version, with or without a frame, or ceiling installation, with or without driver, up to an adjustable arm that connects it to other systems and tracks in the collection.

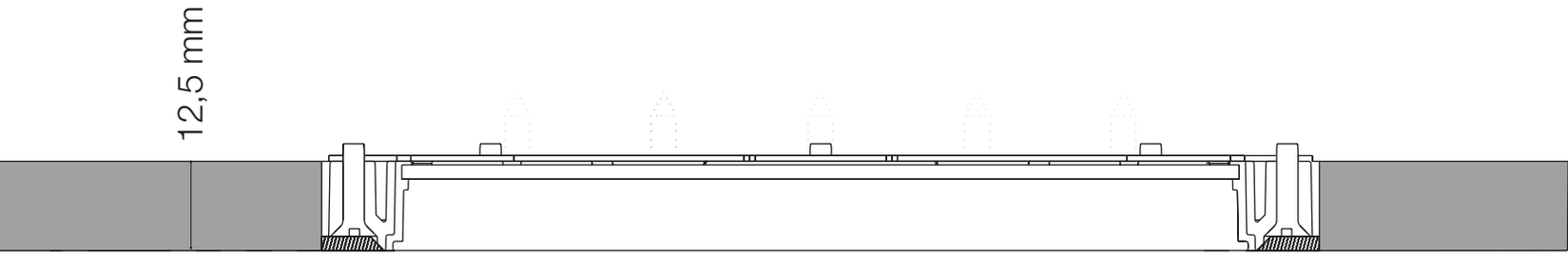

Trimless

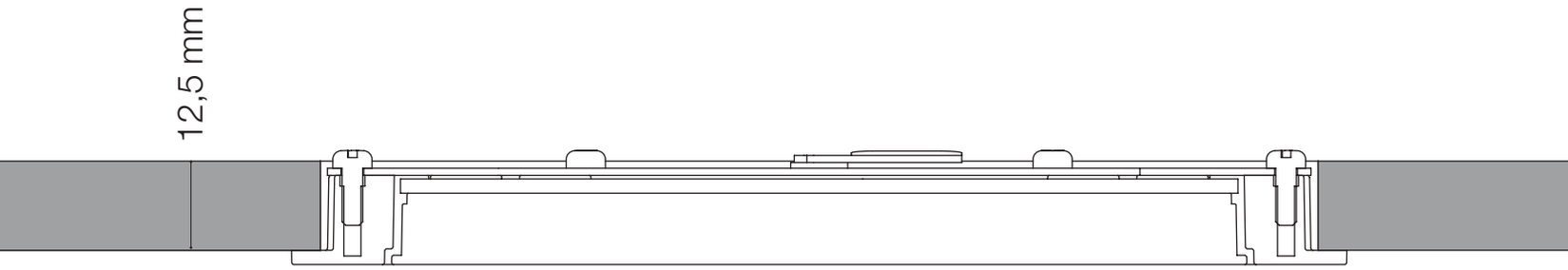

Trim

h 12,5 mm for recessed version
The downlight can be integrated into the standard plasterboard thickness without interfering with the structural warping.

On demand for other thicknesses needed.

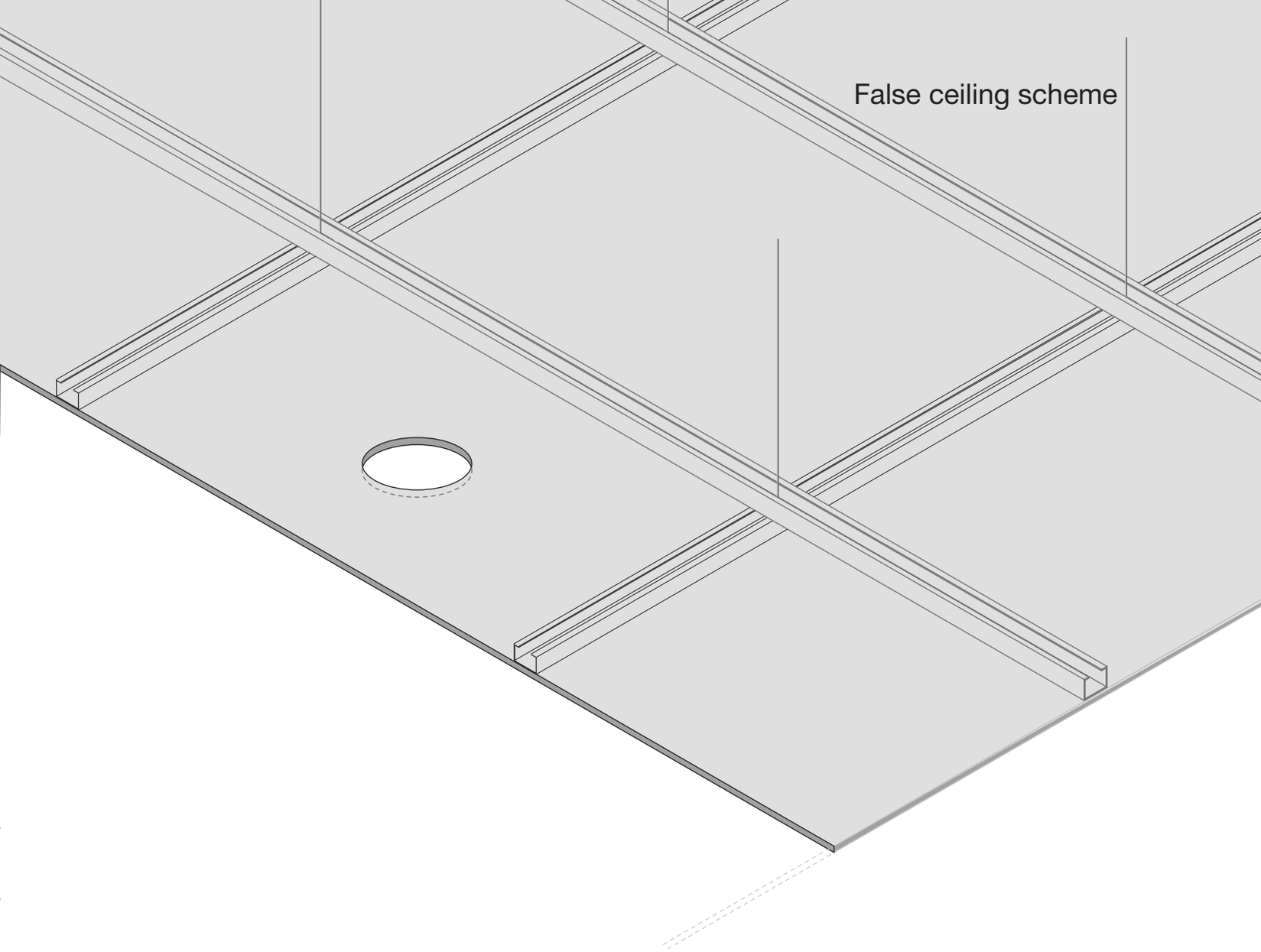

Reduce to innovate

Thanks to its optimized structure and minimal dimensions, Helgoland recessed adapts to any environment at any time.
Furthermore, its thickness of 12,5 mm allows it to be integrated into the standard thickness of the plasterboard without interfering with the structural framework.

Affirming the spatial freedom of each project, Helgoland is the appropriate lighting solution for applications where the reduced thickness above the plasterboard ceiling represents an architectural constraint.

HELGOLAND LIGHT ENGINE

Black

04

FL WF XF

3500K on request.

Light engine to be completed with accessories and drivers for different type of installations.

MacAdam 3SDCM
Life L70 (17K) 102000h
CRI = 90

IP20
Glow wire test 650°

Light Engine

W	Size	Weight	Supply voltage	Current	Beam	Flux	CCT	Code
2,6W	60 mm	0,05 kg	8,5V	300 mA	FL 28°	300 lm	2700K	**AX01004**
						319 lm	3000K	**AX00404**
						319 lm	4000K	**AX00504**
					WF 38°	355 lm	2700K	**AX00604**
						377 lm	3000K	**AX00004**
						377 lm	4000K	**AX00104**
					XF 60°	345 lm	2700K	**AX00804**
						367 lm	3000K	**AX00204**
						367 lm	4000K	**AX00304**
6W	90 mm	0,09 kg	17V	350 mA	FL 28°	712 lm	2700K	**AX06004**
						756 lm	3000K	**AX05404**
						756 lm	4000K	**AX05504**
					WF 38°	842 lm	2700K	**AX05604**
						893 lm	3000K	**AX05004**
						893 lm	4000K	**AX05104**
					XF 60°	819 lm	2700K	**AX05804**
						869 lm	3000K	**AX05204**
						859 lm	4000K	**AX05304**
8,5W	120 mm	0,15 kg	17V	500 mA	FL 28°	1018 lm	2700K	**AX11004**
						1080 lm	3000K	**AX10404**
						1080 lm	4000K	**AX10504**
					WF 38°	1204 lm	2700K	**AX10604**
						1277 lm	3000K	**AX10004**
						1277 lm	4000K	**AX10104**
					XF 60°	1172 lm	2700K	**AX10804**
						1243 lm	3000K	**AX10204**
						1243 lm	4000K	**AX10304**
17W	160 mm	0,26 kg	34V	500 mA	FL 28°	2018 lm	2700K	**AX16004**
						2141 lm	3000K	**AX15404**
						2141 lm	4000K	**AX15504**
					WF 38°	2385 lm	2700K	**AX15604**
						2530 lm	3000K	**AX15004**
						2530 lm	4000K	**AX15104**
					XF 60°	2322 lm	2700K	**AX15804**
						2463 lm	3000K	**AX15204**
						2463 lm	4000K	**AX15304**

Ø60

12,5

Ø120

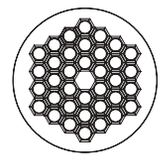

12,5

Ø90

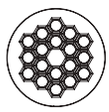

12,5

Ø160

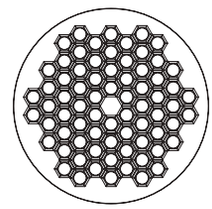

12,5

Helgoland 60

Helgoland 90

Helgoland 120

Helgoland 160

HELGOLAND RECESSED

White	Black	Cobalt blue	Copper	Silver
01	04	02	03	05

Ceiling thickness: 12,5 mm.

Light engine must be ordered separately.

IP20

Recessed

Frame		Weight	Type	Code
60 mm	ø 80 mm	0,045 kg	Trimless	**AX50000**
		0,062 kg	Trim	**AX501.** 01/04/02/03/05
90 mm	ø 110 mm	0,072 kg	Trimless	**AX55000**
		0,091 kg	Trim	**AX551.** 01/04/02/03/05
120 mm	ø 140 mm	0,102 kg	Trimless	**AX60000**
		0,116 kg	Trim	**AX601.** 01/04/02/03/05
160 mm	ø 180 mm	0,140 kg	Trimless	**AX65000**
		0,153 kg	Trim	**AX651.** 01/04/02/03/05

Trimless

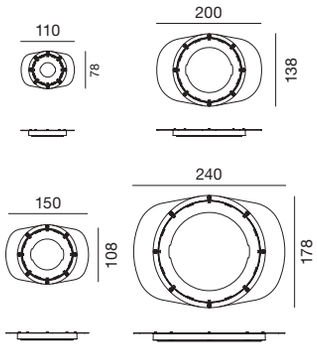



Trim

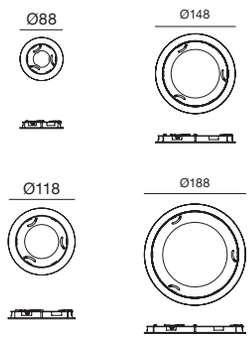

W	Driver type	Class	L_{mm}	W_{mm}	H_{mm}	Circuit Breaker 16A	Cable length*	Supply voltage	Current setting	V_f module	N.fixtures in series connection	Ceiling depth Trim	Ceiling depth Trimless	Helgoland size	Code
22W	Undimmable	⧈	146,5	42,5	22	A: 30 B: 50 C: 70 D: 100	15 m	220-240V	300 mA	8,5V	2 - 4	60**	100***	60	**DV1037**
									350 mA	17V	1 - 2	90	100	90	
									500 mA	17V	1 - 2	55	55	120	
									500 mA	34V	max 1	30	30	160	
25W	DALI2 / 0-10 / Push[1]	⧈	111	52	22	A: 30 B: 50 C: 70 D: 100	15 m	220-240V	300 mA	8,5V	1 - 5	30**	remote	60	**DV1126**
									350 mA	17V	1 - 2	80	90	90	
									500 mA	17V	1 - 2	35	35	120	
									500 mA	34V	max 1	30	30	160	
22W	DALI2 / Push[1]	⧈	146,5	42,5	22	A: 30 B: 50 C: 70 D: 100	15 m	220-240V	300 mA	8,5V	2 - 4	60**	100***	60	**DV1127**
38W	APP & Push	⧈	146,5	44	30	A: 30 B: 50 C: 70 D: 100	15 m	220-240V	300 mA	8,5V	2 - 5	60**	120***	60	**DV1128APP**
									350 mA	17V	1 - 2	110	120	90	**DV1129APP**
									500 mA	17V	1 - 2	70	70	120	**DV1104APP**
									500 mA	34V	max 1	35	30	160	**DV1104APP**

[1] For DALI2 protocol, implementation of part 251 (Luminaire data), 252 (Energy data) and 253 (Diagnostics data).

*See table related to wire sections on the instruction sheet.

**Remove the frame for driver substitution.

***See instruction sheet for installation, as alternative remote the driver.

Max number of fixtures connected in series

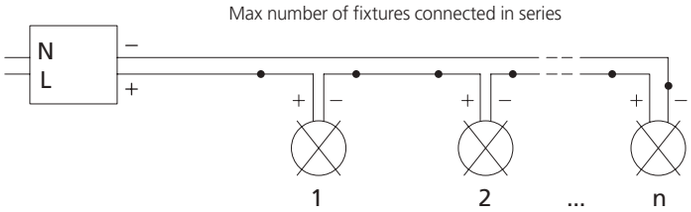

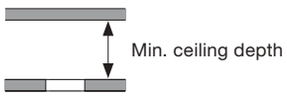

For recessed versions drivers have to be ordered separately.

Helgoland recessed

Trim

Trimless

HELGOLAND SMD

White	Black	Cobalt blue	Copper	Silver
01	04	02	03	05

Light engine must be ordered separately.

For SMD Remote driver versions drivers have to be ordered separately and they must be remoted.

IP20

SMD remote driver

Frame	Weight	Type	Code
64 x h 25 mm	0,09 kg	Remote driver	**AX510.** 01/04/02/03/05
94 x h 25 mm	0,16 kg	Remote driver	**AX560.** 01/04/02/03/05
124 x h 25 mm	0,25 kg	Remote driver	**AX610.** 01/04/02/03/05
164 x h 25 mm	0,40 kg	Remote driver	**AX660.** 01/04/02/03/05

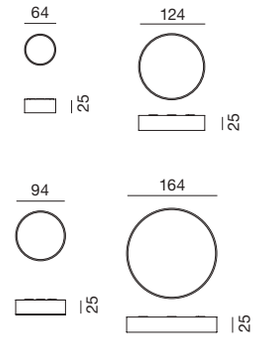

SMD built-in driver

Frame	Weight	W	Supply voltage	Type	Undimmable Code	Dimmable DALI Code
124 x h 53 mm	0,45 kg	11W	220-240V	Built-in driver	**AX616.** 01/04/02/03/05	**AX615.** 01/04/02/03/05
164 x h 53 mm	0,62 kg	19W	220-240V	Built-in driver	**AX666.** 01/04/02/03/05	**AX665.** 01/04/02/03/05

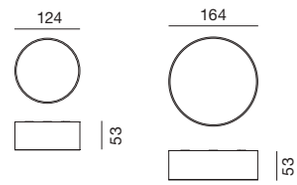

W	Driver type	Class	L_{mm}	W_{mm}	H_{mm}	Circuit Breaker 16A	Cable length*	Supply voltage	Current setting	V_f module	N.fixtures in series connection	Helgoland size	Code
22W	Undimmable	⧈	146,5	42,5	22	A: 30 B: 50 C: 70 D: 100	15 m	220-240V	300 mA	8,5V	2 - 4	60	**DV1037**
									350 mA	17V	1 - 2	90	
									500 mA	17V	1 - 2	120	
									500 mA	34V	max 1	160	
25W	DALI2 / 0-10 / Push[1]	⧈	111	52	22	A: 30 B: 50 C: 70 D: 100	15 m	220-240V	300 mA	8,5V	1 - 5	60	**DV1126**
									350 mA	17V	1 - 2	90	
									500 mA	17V	1 - 2	120	
									500 mA	34V	max 1	160	
22W	DALI2 / Push[1]	⧈	146,5	42,5	22	A: 30 B: 50 C: 70 D: 100	15 m	220-240V	300 mA	8,5V	2 - 4	60	**DV1127**
38W	APP & Push	⧈	146,5	44	30	A: 30 B: 50 C: 70 D: 100	15 m	220-240V	300 mA	8,5V	2 - 5	60	**DV1128APP**
									350 mA	17V	1 - 2	90	**DV1129APP**
									500 mA	17V	1 - 2	120	**DV1104APP**
									500 mA	34V	max 1	160	**DV1104APP**

[1] For DALI2 protocol, implementation of part 251 (Luminaire data), 252 (Energy data) and 253 (Diagnostics data).

Max number of fixtures connected in series

*See table related to wire sections on the instruction sheet.

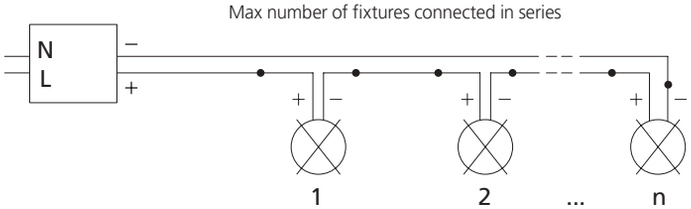

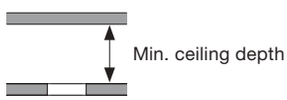

Helgoland SMD

Water splashes shielding

IP44 Humidity resistant

IP44 external protection
Water splashes barrier

Protective shield addition
Steady optical performances

Easiness of mounting
Magnetic attachment

High efficiency
Up to 80%

Extreme glare control
UGR<19

CRI = 90

12,5 mm

Protection Gasket

Silicone

Black serigraphy

Transparent shield

PMMA

HELGOLAND IP44 LIGHT ENGINE

Black

04

FL WF XF

3500K on request.

Light engine to be completed with accessories and drivers for different recessed versions.

MacAdam 3SDCM
Life L70 (17K) 102000h
CRI = 90

▼ IP20 / ▲ IP44

Glow wire test 650°

Light Engine

W	Size	Weight	Supply voltage	Current	Beam	Flux	CCT	Code
6W	90 mm	0,12 kg	17V	350 mA	FL 28°	676 lm	2700K	**AX92004**
						718 lm	3000K	**AX92104**
						718 lm	4000K	**AX92304**
					WF 38°	800 lm	2700K	**AX92404**
						848 lm	3000K	**AX92504**
						848 lm	4000K	**AX92704**
					XF 60°	778 lm	2700K	**AX92804**
						825 lm	3000K	**AX92904**
						825 lm	4000K	**AX93104**
8,5W	120 mm	0,21 kg	17V	500 mA	FL 28°	967 lm	2700K	**AX94004**
						1026 lm	3000K	**AX94104**
						1026 lm	4000K	**AX94304**
					WF 38°	1144 lm	2700K	**AX94404**
						1213 lm	3000K	**AX94504**
						1213 lm	4000K	**AX94704**
					XF 60°	1113 lm	2700K	**AX94804**
						1180 lm	3000K	**AX94904**
						1180 lm	4000K	**AX95104**

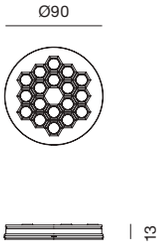

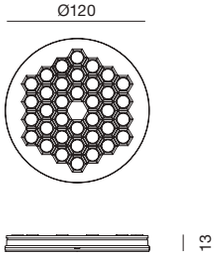

HELGOLAND IP44 ACCESSORIES

White	Black	Cobalt blue	Copper	Silver
01	**04**	**02**	**03**	**05**

Ceiling thickness: 12,5 mm.

Light engine must be ordered separately.

For recessed versions drivers have to be ordered separately.

Recessed

Frame		Weight	Type	Code
90 mm	ø 110 mm	0,15 kg	Trimless	**AX57000**
		0,10 kg	Trim	**AX5710.** 01/04/02/03/05
120 mm	ø 140 mm	0,20 kg	Trimless	**AX62000**
		0,15 kg	Trim	**AX6210.** 01/04/02/03/05

Trimless

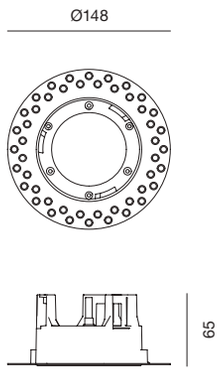

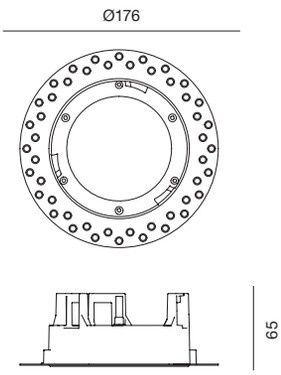

Trim

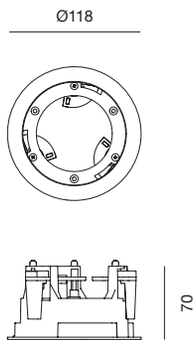

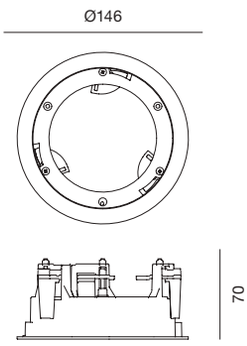

W	Driver type	Class	L_{mm}	W_{mm}	H_{mm}	Circuit Breaker 16A	Cable length*	Supply voltage	Current setting	V_f module	N.fixtures in series connection	Ceiling depth Trim	Ceiling depth Trimless	Helgoland size	Code
22W	Undimmable	⧈	146,5	42,5	22	A: 30 B: 50 C: 70 D: 100	15 m	220-240V	350 mA	17V	1 - 2	90	100	90	**DV1037**
									500 mA	17V	1 - 2	55	55	120	
25W	DALI2/0-10/PUSH[1]	⧈	111	52	22	A:30 B: 50 C: 70 D: 100	15 m	220-240V	350 mA	17V	1 - 2	80	90	90	**DV1126**
									500 mA	17V	1 - 2	35	35	120	
38W	APP & PUSH	⧈	146,5	44	30	A:30 B: 50 C: 70 D: 100	15 m	220-240V	350 mA	17V	1 - 2	110	120	90	**DV1129APP**
									500 mA	17V	1 - 2	70	70	120	**DV1104APP**

[1] For DALI2 protocol, implementation of part 251 (Luminaire data), 252 (Energy data) and 253 (Diagnostics data).

*See table related to wire sections on the instruction sheet.

Max number of fixtures connected in series

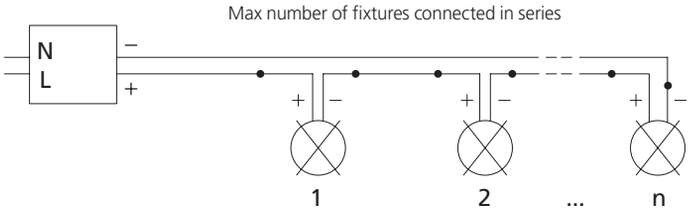

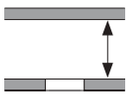

Hoy spot

Foster + Partners Industrial Design 2017

Hoy spot is a wide range of elementary shaped yet highly-performing adjustable spotlights.

It dialogues with the Hoy system and Hoy linear stand alone modules.

Hoy spot was designed in a 90 mm diameter and is now presented also in 65 mm diameter introducing a new lenses with a low glaring TIR optical technology.

In Hoy spot a simple cylinder protrudes from the surface at varying heights depending on the versions (recessed, semi-recessed, SMD, three-phase track). Its volume is divided to direct the emission into the space; the movable part encloses the source and optics required to shape four different beam angles.

For further information on Hoy
visit artemide.com

Senator White Bear Yard, London, UK, Ph. Amphitype

Hoy spot Ø90 reflector

○ White
● Black

SPOT RECESSED



TRIM



TRIMLESS

SPOT TRACK

SPOT SEMI-RECESSED

TRIM

TRIMLESS

SPOT SMD

Hoy spot Ø65 lens

Low glaring TIR lens

High efficiency
75%

High efficacy
up to 120 lm/W

CRI = 90

Wide range
2700K / 3000K / 4000K
SP 17° / FL 23° / WF 31° / XF 50°

○ White
● Black

SPOT RECESSED



TRIM

TRIMLESS

SPOT TRACK

SPOT SEMI-RECESSED

TRIM

TRIMLESS

SPOT SMD



Hoy spot Ø65 recessed semi-recessed

HOY SPOT RECESSED / SEMI-RECESSED

White 01 | Black 04

SP | FL | WF | XF

Driver supplied separately.

Fitting to be completed with installation frame.

MacAdam 3SDCM
Life L70 (9K) 50000h
CRI = 90

IP20

HOY SPOT LENS RECESSED

Ø 65

W	Beam	Flux	CCT	Code
12W	SP 17°	1205 lm	2700K	**CK00000**
		1275 lm	3000K	**CK00100**
		1375 lm	4000K	**CK00200**
	FL 23°	1235 lm	2700K	**CK00300**
		1305 lm	3000K	**CK00400**
		1400 lm	4000K	**CK00500**
	WF 31°	1275 lm	2700K	**CK00600**
		1350 lm	3000K	**CK00700**
		1455 lm	4000K	**CK00800**
	XF 50°	1260 lm	2700K	**CK00900**
		1335 lm	3000K	**CK01000**
		1440 lm	4000K	**CK01100**

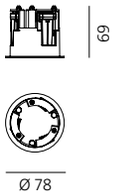

HOY SPOT LENS SEMI-RECESSED

Ø 65

W	Beam	Flux	CCT	Code
15,5 W	SP 17°	1567 lm	2700K	**CK030.** 01/04
		1648 lm	3000K	**CK031.** 01/04
		1782 lm	4000K	**CK032.** 01/04
	FL 23°	1467 lm	2700K	**CK033.** 01/04
		1544 lm	3000K	**CK034.** 01/04
		1668 lm	4000K	**CK035.** 01/04
	WF 31°	1590 lm	2700K	**CK036.** 01/04
		1674 lm	3000K	**CK037.** 01/04
		1808 lm	4000K	**CK038.** 01/04
	XF 50°	1483 lm	2700K	**CK039.** 01/04
		1561 lm	3000K	**CK040.** 01/04
		1686 lm	4000K	**CK041.** 01/04

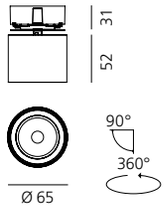

Accessories frame

	Code
Trimless frame Ø 115 (ceiling thickness 1/15 mm)	**CK06000** ø 70 mm
Trim frame Ø 78 (ceiling thickness 1/15 mm)	**CK061.** 01/04 ø 70 mm

Accessories spot

	Color	Ø 65 lens Code
Accessories holder	●	**CK25000**
Lens for elliptical emission		**CK25100**
Soft filter		**CK25200**
Honeycomb	●	**CK25300**

Driver	Vac	Lmm	Wmm	Hmm		Code
38W 350mA	220-240	146,5	44	30	APP & Push	**DV1129**
22W 350mA	220-240	146,5	42,5	22	DALI2 / Push	**DV1127**
25W 350mA	220-240	111	52	22	DALI/0-10/Push	**DV1126**
22W 350mA	220-240	146,5	42,5	22	Undimmable	**DV1037**

Hoy spot Ø90 recessed semi-recessed

HOY SPOT RECESSED / SEMI-RECESSED

White 01 | Black 04

SP | FL | WF | XF

Driver supplied separately.

Fitting to be completed with installation frame.

MacAdam 2SDCM
Life L70 (10K) 55400h
CRI = 90

IP20

HOY SPOT REFLECTOR RECESSED

Ø 90				
W	Beam	Flux	CCT	Code
19W	SP 13°	2053 lm	2700K	**BM03000**
		2053 lm	3000K	**BM03100**
		2361 lm	4000K	**BM03200**
	FL 28°	1924 lm	2700K	**BM03300**
		1924 lm	3000K	**BM03400**
		2213 lm	4000K	**BM03500**
	WF 50°	1915 lm	2700K	**BM03600**
		1915 lm	3000K	**BM03700**
		2203 lm	4000K	**BM03800**
	XF 67°	1784 lm	2700K	**BM00900**
		1784 lm	3000K	**BM01000**
		2066 lm	4000K	**BM01100**



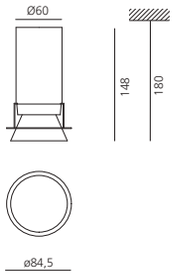

HOY SPOT REFLECTOR SEMI-RECESSED

Ø 90				
W	Beam	Flux	CCT	Code
19W	SP 13°	2053 lm	2700K	**BM000.** 01/04
		2053 lm	3000K	**BM001.** 01/04
		2361 lm	4000K	**BM002.** 01/04
	FL 24°	1924 lm	2700K	**BM003.** 01/04
		1924 lm	3000K	**BM004.** 01/04
		2213 lm	4000K	**BM005.** 01/04
	WF 50°	1915 lm	2700K	**BM006.** 01/04
		1915 lm	3000K	**BM007.** 01/04
		2203 lm	4000K	**BM008.** 01/04
	XF 67°	1784 lm	2700K	**BM020.** 01/04
		1784 lm	3000K	**BM021.** 01/04
		2066 lm	4000K	**BM022.** 01/04



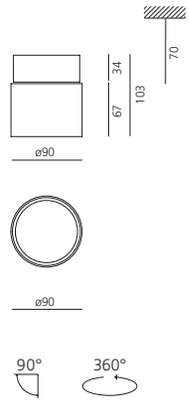

Accessories Frame		
		Code
	Trimless frame Ø 134 (ceiling thickness 1/15 mm)	**BM05000** ø 95 mm
	Trim frame Ø 105 (ceiling thickness 1/15 mm)	**BM051.** 01/04 ø 95 mm

Accessories Spot		Color	Ø 90 reflector
			Code
	Accessories holder	●	**BM25000**
	Lens for elliptical emission		**BM25100**
	Soft filter		**BM25200**
	Honeycomb	●	**BM25300**

Driver		Vac	Lmm	Wmm	Hmm		Code
23W 550mA	⧈	220-240	147	44	22	App	**DV1136APP***
23W 550mA	⧈	220-240	147	44	22	Undimmablel	**DV1030**
25W 350mA	⧈	220-240	111	62	22	DALI/1-10V/Push	**DV1126**

ARTEMIDE
APP

Hoy spot SMD

HOY SPOT SMD

White 01 | Black 04

SP | FL | WF | XF

220/240Vac 50/60Hz
electronic ballast
included

MacAdam 2SDCM
Life L70 (10K) 55400h
*MacAdam 3SDCM
Life L70 (9K) 50000h
CRI = 90

IP20

90° 360°

HOY SPOT LENS SMD

Ø 65*				**Dimmable DALI**
W	Beam	Flux	CCT	Code
15,5 W	SP 17°	1567 lm	2700K	**CK100.** 01/04
		1648 lm	3000K	**CK101.** 01/04
		1782 lm	4000K	**CK102.** 01/04
	FL 23°	1467 lm	2700K	**CK103.** 01/04
		1544 lm	3000K	**CK104.** 01/04
		1668 lm	4000K	**CK105.** 01/04
	WF 31°	1590 lm	2700K	**CK106.** 01/04
		1674 lm	3000K	**CK107.** 01/04
		1808 lm	4000K	**CK108.** 01/04
	XF 50°	1483 lm	2700K	**CK109.** 01/04
		1561 lm	3000K	**CK110.** 01/04
		1686 lm	4000K	**CK111.** 01/04

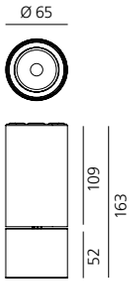

HOY SPOT REFLECTOR SMD

Ø 90				**Undimmable**	**Dimmable DALI**
W	Beam	Flux	CCT	Code	Code
22W	SP 13°	2053 lm	2700K	**BM100.** 01/04	**BM103.** 01/04
		2053 lm	3000K	**BM101.** 01/04	**BM104.** 01/04
		2361 lm	4000K	**BM102.** 01/04	**BM105.** 01/04
	FL 24°	1924 lm	2700K	**BM106.** 01/04	**BM109.** 01/04
		1924 lm	3000K	**BM107.** 01/04	**BM110.** 01/04
		2213 lm	4000K	**BM108.** 01/04	**BM111.** 01/04
	WF 50°	1915 lm	2700K	**BM112.** 01/04	**BM115.** 01/04
		1915 lm	3000K	**BM113.** 01/04	**BM116.** 01/04
		2203 lm	4000K	**BM114.** 01/04	**BM117.** 01/04
	XF 67°	1784 lm	2700K	**BM118.** 01/04	**BM121.** 01/04
		1784 lm	3000K	**BM119.** 01/04	**BM122.** 01/04
		2066 lm	4000K	**BM120.** 01/04	**BM123.** 01/04

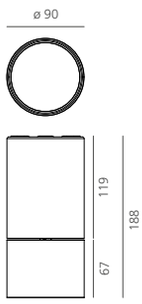

Accessories Spot		**Ø 65 lens**	**Ø 90 reflector**
	Color	Code	Code
Accessories holder	●	**CK25000**	**BM25000**
Lens for elliptical emission		**CK25100**	**BM25100**
Soft filter		**CK25200**	**BM25200**
Honeycomb	●	**CK25300**	**BM25300**

Farmacia Dolomiti, Belluno, Italy, Ph. Gregory Interior Photo

Amco Offices, Milan, Italy, Ph. Andrea Martiradonna

Hoy spot
3-phase track

Undimmable version

Dimmable DALI version

HOY SPOT 3-PHASE TRACK

White Black

01 04

SP FL WF XF

220/240Vac 50/60Hz
electronic ballast
included

MacAdam 2SDCM
Life L70 (10K) 55400h
*MacAdam 3SDCM
Life L70 (9K) 50000h
CRI = 90

IP20

90° 360°

HOY SPOT LENS 3-PHASE TRACK

Ø 65*				Dimmable DALI
W	Beam	Flux	CCT	Code
14W	SP 17°	1205 lm	2700K	**CK200.** 01/04
		1275 lm	3000K	**CK201.** 01/04
		1375 lm	4000K	**CK202.** 01/04
	FL 23°	1235 lm	2700K	**CK203.** 01/04
		1305 lm	3000K	**CK204.** 01/04
		1400 lm	4000K	**CK205.** 01/04
	WF 31°	1275 lm	2700K	**CK206.** 01/04
		1350 lm	3000K	**CK207.** 01/04
		1455 lm	4000K	**CK208.** 01/04
	XF 50°	1260 lm	2700K	**CK209.** 01/04
		1335 lm	3000K	**CK210.** 01/04
		1440 lm	4000K	**CK211.** 01/04

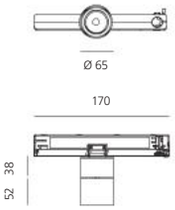

SPOT REFLECTOR 3-PHASE TRACK

Ø 90				Undimmable	Dimmable DALI
W	Beam	Flux	CCT	Code	Code
22W	SP 13°	2053 lm	2700K	**BM200.** 01/04	**BM203.** 01/04
		2053 lm	3000K	**BM201.** 01/04	**BM204.** 01/04
		2361 lm	4000K	**BM202.** 01/04	**BM205.** 01/04
	FL 24°	1924 lm	2700K	**BM209.** 01/04	**BM212.** 01/04
		1924 lm	3000K	**BM210.** 01/04	**BM213.** 01/04
		2213 lm	4000K	**BM211.** 01/04	**BM214.** 01/04
	WF 50°	1915 lm	2700K	**BM218.** 01/04	**BM221.** 01/04
		1915 lm	3000K	**BM219.** 01/04	**BM222.** 01/04
		2203 lm	4000K	**BM220.** 01/04	**BM223.** 01/04
	XF 67°	1784 lm	2700K	**BM227.** 01/04	**BM230.** 01/04
		1784 lm	3000K	**BM228.** 01/04	**BM231.** 01/04
		2066 lm	4000K	**BM229.** 01/04	**BM232.** 01/04

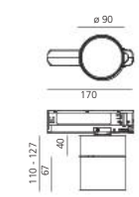

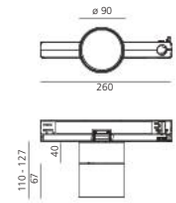

Accessories Spot		Color	Ø 65 lens	Ø 90 reflector
			Code	Code
	Accessories holder	●	**CK25000**	**BM25000**
	Lens for elliptical emission		**CK25100**	**BM25100**
	Soft filter		**CK25200**	**BM25200**
	Honeycomb	●	**CK25300**	**BM25300**

C3 Creative Code and Content, Munich, Germany, Ph. Linus Lintner

Luceri

Studio Artemide
2011

For further information on Luceri
visit artemide.com



LUCERI TRIM

○
White frame
◍
Grey frame
●
Black frame

Luceri round



LUCERI TRIMLESS

Sharp edge trim

Rounded edge trim

Two versions: trim (with bezel) and trimless (recessed ceiling mounted without bezel)

Materials: bezel, white reflector and screens in polycarbonate, reflectors in vacuum-metalled polycarbonate with anti-scratch surface treatment.

Standard version IP44.
IP54 with the addition of an optional screen.

Luceri trim

Complete with optic housing and trim.

Trim available in white, black or grey.

Professional mirror optic with UGR Luminance Control <19 for office spaces with computer screens.

Installation brackets for an easy, tool-free installation on false ceilings of thicknesses between 1 and 25 mm.

Optional screens in transparent polycarbonate, easy to install, opal and prismoptic diffuser, with a 90° turn.

Wide beam symmetrical distribution.

Luceri trimless

2 available trims:
Sharp edge
Rounded edge

2 available optic housings.

Professional mirror optic with UGR Luminance Control <19 for office spaces with computer screens.

Comfort white optics.

Optics housings and trim to be ordered separately.

Optional screens in transparent polycarbonate, easy to install, opal and prismoptic diffuser, with a 90° turn.

Wide beam symmetrical distribution.

LUCERI ROUND TRIMLESS

White

XF

220/240Vac 50/60Hz supplied separately

Fitting to be completed with installation frame

MacAdam 1SDCM
Life L80 (10K) 50000h
CRI = 90

▼ IP20 / ▲ IP44 screenless

▼ IP20 / ▲ IP54 with screen

COMFORT WHITE OPTICS

Fixed white

W	Weight	Beam	CCT	Driver	Flux	Code
max 50W	1,70 kg	XF 69°	3000K	50W	4903 lm	**BB00300**
				25W	2770 lm	
			4000K	50W	4971 lm	**BB00400**
				25W	2801 lm	

⌀292

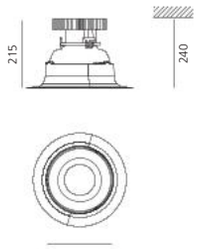

TW®
Artemide Tunable White

Tunable white

W	CRI	Weight	Beam	CCT	Flux	DALI 8 Code
36W	80	1,70 kg	XF 69°	2700K-	1559 lm	**BB00600**
				6500K	1804 lm	

220/240Vac 50/60Hz electronic ballast included

⌀292 mm

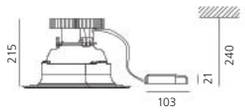

FACETED MIRROR OPTICS

Fixed white

W	Weight	Beam	CCT	Driver	Flux	Code
max 50W	1,70 kg	XF 69°	3000K	50W	5023 lm	**BB01000**
				25W	2838 lm	
			4000K	50W	5093 lm	**BB01100**
				25W	2869 lm	

⌀216 mm
UGR<19

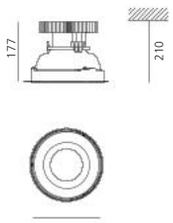

TW®
Artemide Tunable White

Tunable white

W	CRI	Weight	Beam	CCT	Flux	DALI 8 Code
36W	80	1,70 kg	XF 69°	2700K-	1583 lm	**BB01300**
				6500K	1830 lm	

220/240Vac 50/60Hz electronic ballast included

⌀216 mm
UGR<19

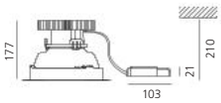

Installation frame

		Code
	Sharp edge trim	**M240500**
	Support with rounded edge trim	**M240600**
	Accessory for ceiling installation	**M239820**

LUCERI ROUND TRIM

White	Black	Grey	XF	220/240Vac 50/60Hz supplied separately	MacAdam 1SDCM Life L80 (10K) 50000h CRI = 90	▼ IP20 / ▲ IP44 screenless ▼ IP20 / ▲ IP54 with screen
01	04	05				

FACETED MIRROR OPTICS

Fixed white

W	Weight	Beam	CCT	Driver	Flux	Code
max 50W	1,70 kg	XF 69°	3000K	50W	5023 lm	**BB020.** 01/04/05
				25W	2838 lm	
			4000K	50W	5093 lm	**BB021.** 01/04/05
				25W	2869 lm	

⌀230 mm
UGR<19

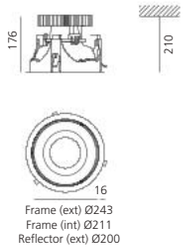

TW®
Artemide Tunable White

Tunable white

W	CRI	Weight	Beam	CCT	Flux	DALI 8 Code
36W	=80	1,70 kg	XF 69°	2700K-	1583 lm	**BB023.** 01/04/05
				6500K	1830 lm	

220/240Vac 50/60Hz electronic ballast included

⌀230 mm
UGR<19

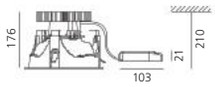

Accessories

	Code
Transparent screen in polycarbonate	**M239200**
Opal screen in PMMA	**M239700**
Prismoptic screen in polycarbonate	**M239600**

With screen

Screenless

Driver		Vac	Lmm	Wmm	Hmm			Code
cc 50W	1400mA	220-240	165	43	30	1max	Undimmable	**DV1015**
cc 50W	1400mA	220-240	153	41	32	1max	DALI 1-10 Push	**DV1034**
cc 35W	700mA	220-240	103	67	21	1max	Undimmable	**DV1017**
cc 35W	700mA	220-240	103	67	21	1max	DALI dimmable	**M079200**
cc 35W	700mA	220-240	103	67	21	1max	1-10 Push	**M079300**

Banca di Caraglio - Credito Cooperativo Caraglio (CN) - Italy Arch: Studio Kuadra, Ph. Federico Villa

Centro Studi dello Studentato Universitario di Trento, Trento (Italy) Studio Palerm & Tabares de Nava S.L. Arquitectos, Ph. Federico Villa

LUCERI TRIM



○
White frame

◍
Grey frame

●
Black frame

Luceri kadro

LUCERI TRIMLESS

Sharp edge trim

Rounded edge trim

Two versions: trim (with bezel) and Trimless (recessed ceiling mounted without bezel)

Materials: bezel, white reflector and screens in polycarbonate, reflectors in vacuum-metalled polycarbonate with anti-scratch surface treatment.

Standard version IP44.
IP54 with the addition of an optional screen.

Luceri trim

Complete with optic housing and trim.

Trim available in white, black or grey.

Professional mirror optic with UGR Luminance Control <19 for office spaces with computer screens.

Installation brackets for an easy, tool-free installation on false ceilings of thicknesses between 1 and 25 mm.

Optional screens in transparent polycarbonate, easy to install, opal and prismoptic diffuser, with a 90° turn.

Wide beam symmetrical distribution.

Luceri trimless

2 available trims:
Sharp edge
Rounded edge

2 available optic housings.

Professional mirror optic with UGR Luminance Control <19 for office spaces with computer screens.

Comfort white optics.

Optics housings and trim to be ordered separately.

Optional screens in transparent polycarbonate, easy to install, opal and prismoptic diffuser, with a 90° turn.

Wide beam symmetrical distribution.

LUCERI KADRO TRIMLESS

White | XF

220/240Vac 50/60Hz supplied separately

Fitting to be completed with installation frame

MacAdam 1SDCM
Life L80 (10K) 50000h
CRI = 90

▼ IP20 / ▲ IP44 screenless
▼ IP20 / ▲ IP54 with screen

COMFORT WHITE OPTICS

Fixed white

W	Weight	Beam	CCT	Driver	Flux	Code
max 50W	1,70 kg	58°x58°	3000K	50W	4403 lm	**BB10300**
				25W	2488 lm	
			4000K	50W	4465 lm	**BB10400**
				25W	2515 lm	

275x275 mm

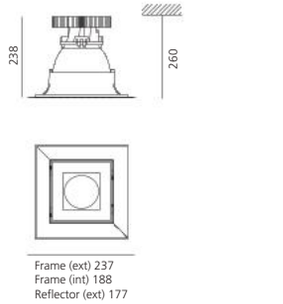

TW® Artemide Tunable White

Tunable white

W	CRI	Weight	Beam	CCT	Flux	DALI 8 Code
36W	80	1,70 kg	58°x58°	2700K-	1381 lm	**BB10600**
				6500K	1596 lm	

220/240Vac 50/60Hz electronic ballast included

275x275 mm

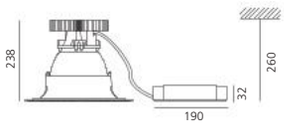

FACETED MIRROR OPTICS

Fixed white

W	Weight	Beam	CCT	Driver	Flux	Code
max 50W	1,70 kg	58°x58°	3000K	50W	4868 lm	**BB11000**
				25W	2750 lm	
			4000K	50W	4936 lm	**BB11100**
				25W	2868 lm	

195x195 mm
UGR<19

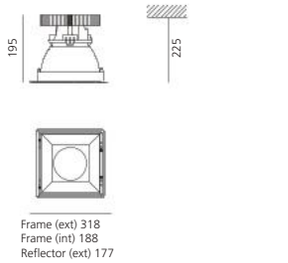

TW® Artemide Tunable White

Tunable white

W	CRI	Weight	Beam	CCT	Flux	DALI 8 Code
36W	80	1,70 kg	58°x58°	2700K-	1530 lm	**BB11300**
				6500K	1770 lm	

220/240Vac 50/60Hz electronic ballast included

195x195 mm
UGR<19

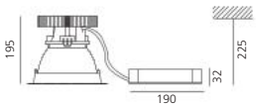

Installation frame

		Code
	Sharp edge trim	**M240700**
	Support with rounded edge trim	**M240800**
	Accessory for ceiling installation	**M239920**

LUCERI KADRO TRIM

White	Black	Grey	XF	220/240Vac 50/60Hz supplied separately	MacAdam 1SDCM Life L80 (10K) 50000h CRI = 90	▼ IP20 / ▲ IP44 screenless ▼ IP20 / ▲ IP54 with screen
01	04	05				

FACETED MIRROR OPTICS

Fixed white

W	Weight	Beam	CCT	Driver	Flux	Code
max 50W	1,70 kg	56°x56°	3000K	50W	4868 lm	**BB120.** 01/04/05
				25W	2750 lm	
			4000K	50W	4936 lm	**BB121.** 01/04/05
				25W	2868 lm	

203x203 mm
UGR<19

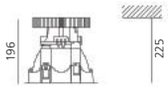

Frame (ext) 218
Frame (int) 188
Reflector (ext) 177

TW®
Artemide Tunable White

Tunable white

W	CRI	Weight	Beam	CCT	Flux	DALI 8 Code
36W	80	1,70 kg	56°x56°	2700K-	1530 lm	**BB123.** 01/04/05
				6500K	1770 lm	

220/240Vac 50/60Hz electronic ballast included

203x203 mm
UGR<19

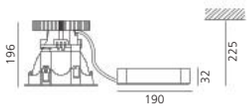

Accessories

	Code
Transparent screen in polycarbonate	**M239300**
Opal screen in PMMA	**M239400**
Prismoptic screen in polycarbonate	**M239500**

With screen

Screenless

Driver	Vac	L_{mm}	W_{mm}	H_{mm}			Code
cc 50W 1400mA	220-240	165	43	30	1max	Undimmable	**DV1015**
cc 50W 1400mA	220-240	153	41	32	1max	DALI 1-10 Push	**DV1034**
cc 35W 700mA	220-240	103	67	21	1max	Undimmable	**DV1017**
cc 35W 700mA	220-240	103	67	21	1max	DALI dimmable	**M079200**
cc 35W 700mA	220-240	103	67	21	1max	1-10 Push	**M079300**



Parabola

2010

Consists of: frame, body, lens, fixing springs.
Frame in injection mould of aluminum.
Heat sink body in extruded aluminum.
Lens in policarbonate with 3 different versions of beam.

Fixing springs in harmonic steel.
Electrical connection to the driver by means of a FEP-FEP cable and a terminal board.

For further information on Parabola
visit artemide.com

PARABOLA 80

White	Black	Silver	XF
06	04	02	

Driver 350 mA SELV supplied separately

[1]Flux value refer to white color

MacAdam 3SDCM
Life L70 (6K) > 60000h
CRI = 90

IP40

Round

W	Weight	Beam	Flux [1]	CCT	Fixed Code
10W	0,28 kg	XF 52°	1083 lm	2700K	**NL1906340Y0.** 06/04/02
			1143 lm	3000K	**NL1906340K0.** 06/04/02
		XF 60°	1114 lm	2700K	**NL1906360Y0.** 06/04/02
			1177 lm	3000K	**NL1906360K0.** 06/04/02
		XF 70°	1115 lm	2700K	**NL1906380Y0.** 06/04/02
			1177 lm	3000K	**NL1906380K0.** 06/04/02

ø 68±2 mm

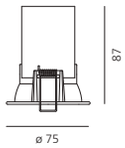

Round

W	Weight	Beam	Flux [1]	CCT	Adjustable Code
10W	0,28 kg	XF 52°	1083 lm	2700K	**NL1906440Y0.** 06/04/02
			1143 lm	3000K	**NL1906440K0.** 06/04/02
		XF 60°	1114 lm	2700K	**NL1906460Y0.** 06/04/02
			1177 lm	3000K	**NL1906460K0.** 06/04/02
		XF 70°	1115 lm	2700K	**NL1906480Y0.** 06/04/02
			1177 lm	3000K	**NL1906480K0.** 06/04/02



ø 78±2 mm

-20° 20°

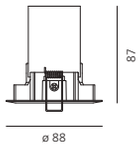

Square

W	Weight	Beam	Flux [1]	CCT	Fixed Code
10W	0,28 kg	XF 52°	1083 lm	2700K	**NL1907140Y0.** 06/04/02
			1143 lm	3000K	**NL1907140K0.** 06/04/02
		XF 60°	1114 lm	2700K	**NL1907160Y0.** 06/04/02
			1177 lm	3000K	**NL1907160K0.** 06/04/02
		XF 70°	1115 lm	2700K	**NL1907180Y0.** 06/04/02
			1177 lm	3000K	**NL1907180K0.** 06/04/02

65 x 62 ±2

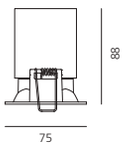

Driver	Vac	L_{mm}	W_{mm}	H_{mm}	n°device		Code
cc 15W 350mA	220-240	156	52	26	1 max	Undimmable	**M077500**
cc 16W 350mA	220-240	156	52	26	1 max	DALI / Push / 0-10V dimmable	**M077401**
cc 19W 350mA	220-240	164	38	25	1 max	DALI / Push dimmable	**DV1003**

PARABOLA 100

White	Black	Silver	XF
06	**04**	**02**	

Driver 500 mA SELV supplied separately.

[1]Flux value refer to white color.

MacAdam 3SDCM
Life L70 (6K) > 60000h
CRI = 90

IP40

Round					Fixed
W	Weight	Beam	Flux [1]	CCT	Code
15W	0,50 kg	XF 52°	1487 lm	2700K	**NL1907240Y0.**06/04/02
			1570 lm	3000K	**NL1907240K0.**06/04/02
		XF 60°	1634 lm	2700K	**NL1907260Y0.**06/04/02
			1725 lm	3000K	**NL1907260K0.**06/04/02
		XF 70°	1643 lm	2700K	**NL1907280Y0.**06/04/02
			1734 lm	3000K	**NL1907280K0.**06/04/02

ø 85±2

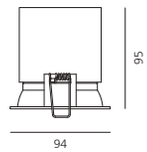

Round					Adjustable
W	Weight	Beam	Flux [1]	CCT	Code
15W	0,50 kg	XF 52°	1487 lm	2700K	**NL1907440Y0.**06/04/02
			1570 lm	3000K	**NL1907440K0.**06/04/02
		XF 60°	1634 lm	2700K	**NL1907460Y0.**06/04/02
			1725 lm	3000K	**NL1907460K0.**06/04/02
		XF 70°	1643 lm	2700K	**NL1907480Y0.**06/04/02
			1734 lm	3000K	**NL1907480K0.**06/04/02

ø 95±2

-20° 20°

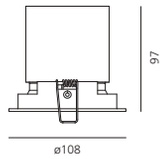

Square					Fixed
W	Weight	Beam	Flux [1]	CCT	Code
15W	0,50 kg	XF 52°	1487 lm	2700K	**NL1907340Y0.**06/04/02
			1570 lm	3000K	**NL1907340K0.**06/04/02
		XF 60°	1634 lm	2700K	**NL1907360Y0.**06/04/02
			1725 lm	3000K	**NL1907360K0.**06/04/02
		XF 70°	1643 lm	2700K	**NL1907380Y0.**06/04/02
			1734 lm	3000K	**NL1907380K0.**06/04/02

81 x 78 ±2

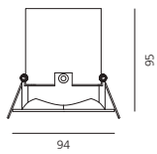

Driver	Vac	L_{mm}	W_{mm}	H_{mm}	n°device		Code
cc 20W 500mA	220-240	125	38	23	1 max	Undimmable	**M077600**
cc 25W 500mA	220-240	156	52	26	1 max	DALI / Push / 0-10V dimmable	**M077401**
cc 25W 500mA	220-240	164	38	25	1 max	DALI / Push dimmable	**DV1003**
cc 25W 150-900mA	110-240	111	52	22	1 max	0-10 / Push / DALI2	**DV1126**

Sharp

Carlotta de Bevilacqua
2016

PATENT OF INVENTION: OPTICS

A patented high-efficiency optical system combining a polynomial optical unit with geometric screening of the beam's viewing angle.

Highly uniform lighting and full emission control.

Total absence of any lighting defects, such as spots or multiple shadows.

Recess depth 60 mm.

Suited for 1 to 25 mm ceilings.

Available in the trim, trimless and SMD versions.

For further information on Sharp visit artemide.com

ARTEMIDE
APP

Only for recessed version
(4x, 6x, 12X, 16x)

Radisson Blu Hotel, Oslo, Norway, UK, Ph. Espen Grønli

Sharp
trim - trimless





Sharp trim



Sharp trimless

Minimum distance
from the wall

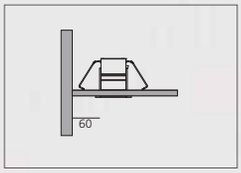

Minimum distance between the devices

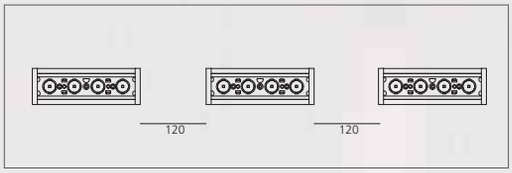

Sharp trim

Sharp trim is also WHITE and VIOLET INTEGRALIS (see pag. 748)

Driver	Vac	Lmm	Wmm	Hmm	Optics units	Min. ceiling depht (mm)		Code
7,2W 900mA	220-240	76	32	22	1x / 2x	80 / 60	Undimmable	**DV1001**
19,8W 900mA	220-240	125	38	23	4x	60	Undimmable	**DV1002**
20W 900mA	220-240	180	32	32	4x	80	DALI	**DV1008**
32W 1000mA	220-240	129,5	42	30	8x	80	Undimmable	**DV1004**
50W 1050mA	220-240	124	79	22	12x / 16x	80	Undimmable	**DV1005**
40W 900mA	220-240	97	43	30	8x / 16x	80	Undimmable	**DV1006**
25W 900mA	220-240	164	38	24,5	1x / 2x / 4x / 8x	150 / 130 / 80 / 60	DALI	**DV1003**
48W 900mA	220-240	110	75	25,7	12x / 16x	80 / 80	DALI	**DV1007**
32W 900mA	220-240	156	53	26	4x / 8x	90	DALI Push / 0-10V / 1-10V	**M077401**
25W 150-900mA	110-240	111	52	22	8x / 12x / 16x	100	DALI Push / 0-10V / 1-10V	**DV1126**

SHARP TRIM

White 01 | Black 04 | Silver 05

SP | FL | WF

Driver 900mA SELV and louvres supplied separately.

MacAdam 2SDCM
Life L90 (17K) 103000h
CRI > 90

IP20

	Watt	Beam	Flux	CCT	Code
1 optics unit	3W	SP 20°	189 lm	2700K	**AF000.** 01/05/04
			201 lm	3000K	**AF003.** 01/05/04
			215 lm	4000K	**AF006.** 01/05/04
		FL 36°	177 lm	2700K	**AF001.** 01/05/04
			188 lm	3000K	**AF004.** 01/05/04
			201 lm	4000K	**AF007.** 01/05/04
		WF 52°	183 lm	2700K	**AF002.** 01/05/04
			195 lm	3000K	**AF005.** 01/05/04
			208 lm	4000K	**AF008.** 01/05/04
2 optics units	5,5W	SP 20°	402 lm	2700K	**AF050.** 01/05/04
			402 lm	3000K	**AF053.** 01/05/04
			430 lm	4000K	**AF056.** 01/05/04
		FL 36°	376 lm	2700K	**AF051.** 01/05/04
			376 lm	3000K	**AF054.** 01/05/04
			403 lm	4000K	**AF057.** 01/05/04
		WF 52°	389 lm	2700K	**AF052.** 01/05/04
			389 lm	3000K	**AF055.** 01/05/04
			417 lm	4000K	**AF058.** 01/05/04
4 optics units	11W	SP 20°	803 lm	2700K	**AF100.** 01/05/04
			804 lm	3000K	**AF103.** 01/05/04
			860 lm	4000K	**AF106.** 01/05/04
		FL 36°	752 lm	2700K	**AF101.** 01/05/04
			752 lm	3000K	**AF104.** 01/05/04
			805 lm	4000K	**AF107.** 01/05/04
		WF 52°	778 lm	2700K	**AF102.** 01/05/04
			779 lm	3000K	**AF105.** 01/05/04
			834 lm	4000K	**AF108.** 01/05/04
8 optics units	22W	SP 20°	1606 lm	2700K	**AF147.** 01/05/04
			1608 lm	3000K	**AF150.** 01/05/04
			1721 lm	4000K	**AF153.** 01/05/04
		FL 36°	1503 lm	2700K	**AF148.** 01/05/04
			1504 lm	3000K	**AF151.** 01/05/04
			1610 lm	4000K	**AF154.** 01/05/04
		WF 52°	1556 lm	2700K	**AF149.** 01/05/04
			1558 lm	3000K	**AF152.** 01/05/04
			1667 lm	4000K	**AF155.** 01/05/04
12 optics units	33W	SP 20°	2409 lm	2700K	**AF197.** 01/05/04
			2412 lm	3000K	**AF200.** 01/05/04
			2581 lm	4000K	**AF203.** 01/05/04
		FL 36°	2255 lm	2700K	**AF198.** 01/05/04
			2256 lm	3000K	**AF201.** 01/05/04
			2415 lm	4000K	**AF204.** 01/05/04
		WF 52°	2335 lm	2700K	**AF199.** 01/05/04
			2337 lm	3000K	**AF202.** 01/05/04
			2501 lm	4000K	**AF205.** 01/05/04
16 optics units	44W	SP 20°	3213 lm	2700K	**AF247.** 01/05/04
			3215 lm	3000K	**AF250.** 01/05/04
			3442 lm	4000K	**AF253.** 01/05/04
		FL 36°	3006 lm	2700K	**AF248.** 01/05/04
			3009 lm	3000K	**AF251.** 01/05/04
			3220 lm	4000K	**AF254.** 01/05/04
		WF 52°	3113 lm	2700K	**AF249.** 01/05/04
			3116 lm	3000K	**AF252.** 01/05/04
			3335 lm	4000K	**AF255.** 01/05/04

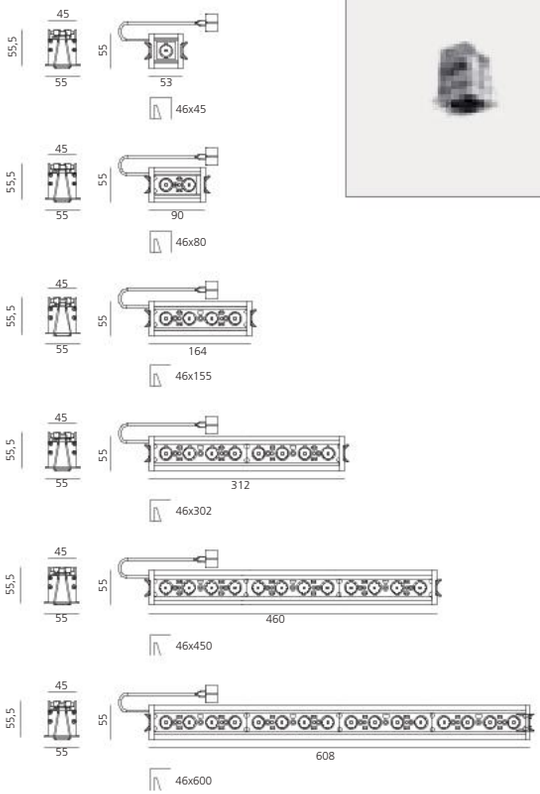

Louvres

	Code
1X	**AF950.** 01/04
2X	**AF951.** 01/04
4X	**AF952.** 01/04

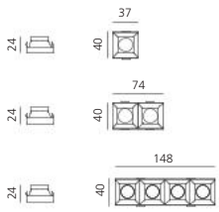

Accessories



Sharping wall grazer lens Kit (4pcs)
26°x70° elliptical lenses kit. It has to be used on top of SP 20° reflectors to get an elliptical beam (greater axis along the module length). It contains 4 lenses.

Code
AF06000

Sharp trimless



SHARP TRIMLESS

SP FL WF

Driver 900mA SELV and louvres supplied separately

MacAdam 2SDCM
Life L90 (17K) 103000h
CRI > 90

IP20

	Watt	Beam	Flux	CCT	Code
1 optics unit	3W	SP 20°	189 lm	2700K	**AF50000**
			201 lm	3000K	**AF50300**
			215 lm	4000K	**AF50600**
		FL 36°	177 lm	2700K	**AF50100**
			188 lm	3000K	**AF50400**
			201 lm	4000K	**AF50700**
		WF 52°	183 lm	2700K	**AF50200**
			195 lm	3000K	**AF50500**
			208 lm	4000K	**AF50800**
2 optics units	5,5W	SP 20°	402 lm	2700K	**AF55000**
			402 lm	3000K	**AF55300**
			430 lm	4000K	**AF55600**
		FL 36°	376 lm	2700K	**AF55100**
			376 lm	3000K	**AF55400**
			403 lm	4000K	**AF55700**
		WF 52°	389 lm	2700K	**AF55200**
			389 lm	3000K	**AF55500**
			417 lm	4000K	**AF55800**
4 optics units	11W	SP 20°	803 lm	2700K	**AF60000**
			804 lm	3000K	**AF60300**
			860 lm	4000K	**AF60600**
		FL 36°	752 lm	2700K	**AF60100**
			752 lm	3000K	**AF60400**
			805 lm	4000K	**AF60700**
		WF 52°	778 lm	2700K	**AF60200**
			779 lm	3000K	**AF60500**
			834 lm	4000K	**AF60800**
8 optics units	22W	SP 20°	1606 lm	2700K	**AF64700**
			1608 lm	3000K	**AF65000**
			1721 lm	4000K	**AF65300**
		FL 36°	1503 lm	2700K	**AF64800**
			1504 lm	3000K	**AF65100**
			1610 lm	4000K	**AF65400**
		WF 52°	1556 lm	2700K	**AF64900**
			1558 lm	3000K	**AF65200**
			1667 lm	4000K	**AF65500**
12 optics units	33W	SP 20°	2409 lm	2700K	**AF69700**
			2412 lm	3000K	**AF70000**
			2581 lm	4000K	**AF70300**
		FL 36°	2255 lm	2700K	**AF69800**
			2256 lm	3000K	**AF70100**
			2415 lm	4000K	**AF70400**
		WF 52°	2335 lm	2700K	**AF69900**
			2337 lm	3000K	**AF70200**
			2501 lm	4000K	**AF70500**
16 optics units	44W	SP 20°	3213 lm	2700K	**AF74700**
			3215 lm	3000K	**AF75000**
			3442 lm	4000K	**AF75300**
		FL 36°	3006 lm	2700K	**AF74800**
			3009 lm	3000K	**AF75100**
			3220 lm	4000K	**AF75400**
		WF 52°	3113 lm	2700K	**AF74900**
			3116 lm	3000K	**AF75200**
			3335 lm	4000K	**AF75500**

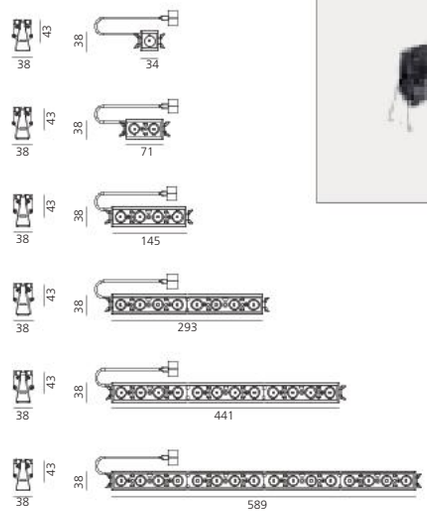

Sharp trimless is also WHITE and VIOLET INTEGRALIS (see pag. 748)

White **01** Black **04**

Driver 900mA SELV and louvres supplied separately.

Frame for recessed installation

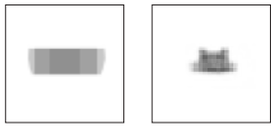

	Code
1X	**AF90000**
2X	**AF90100**
4X	**AF90200**
8X	**AF90300**
12X	**AF90400**
16X	**AF90500**

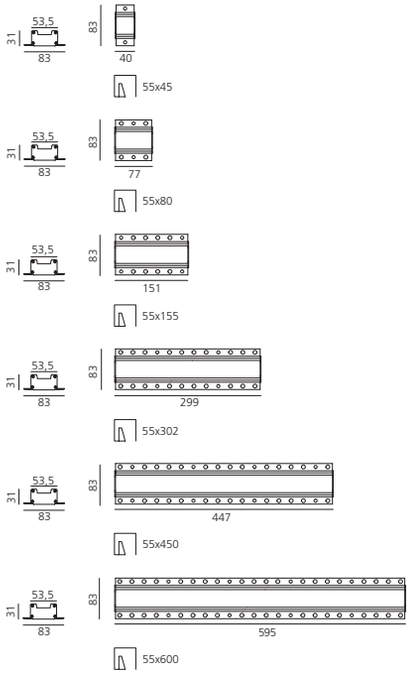

Louvres



	Code
1X	**AF950.** 01/04
2X	**AF951.** 01/04
4X	**AF952.** 01/04

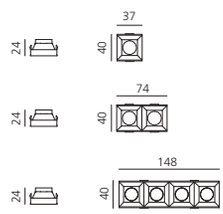

Accessories



Sharping wall grazer lens kit (4pcs)
26°x70° elliptical lenses kit. It has to be used on top of SP 20° reflectors to get an elliptical beam (greater axis along the module length). It contains 4 lenses.

Code
AF06000

Driver

	Vac	L_{mm}	W_{mm}	H_{mm}	Optics units	Min. ceiling depht (mm)		Code
7,2W 900mA	220-240	76	32	22	1x / 2x	80 / 60	Undimmable	**DV1001**
19,8W 900mA	220-240	125	38	23	4x	60	Undimmable	**DV1002**
20W 900mA	220-240	180	32	32	4x	80	DALI	**DV1008**
32W 1000mA	220-240	129,5	42	30	8x	80	Undimmable	**DV1004**
50W 1050mA	220-240	124	79	22	12x / 16x	80	Undimmable	**DV1005**
40W 900mA	220-240	97	43	30	8x / 16x	80	Undimmable	**DV1006**
25W 900mA	220-240	164	38	24,5	1x / 2x / 4x / 8x	150 / 130 / 80 / 60	DALI	**DV1003**
48W 900mA	220-240	110	75	25,7	12x / 16x	80 / 80	DALI	**DV1007**
32W 900mA	220-240	156	53	26	4x / 8x	90	DALI Push / 0-10V / 1-10V	**M077401**
25W 150-900mA	110-240	111	52	22	8x / 12x / 16x	100	DALI Push / 0-10V / 1-10V	**DV1126**

Geneva International Motorshow - Bugatti, Geneva, Switzerland, Ph Andreas Keller

Sharp wall washer

SHARP TRIM WALL WASHER

White
White
01

Silver
Black
05

White
Black
54

Black
Black
04

SHARP TRIMLESS WALL WASHER

White
White
01

Black
Black
04

SHARP TRIM - TRIMLESS WALL WASHER

White White	Black Black	Silver Black	White Black
01	04	05	54

Driver 900mA SELV a supplied separately.
Louvres included.

MacAdam 2SDCM
Life L90 (17K) 103000h
CRI > 90

IP20

TRIM

	W	Flux*	CCT	Code
1 optics unit	11W	673 lm	2700K	**AF109.** 01/04/05/54
		707 lm	3000K	**AF110.** 01/04/05/54
		757 lm	4000K	**AF111.** 01/04/05/54
2 optics units	22W	1345 lm	2700K	**AF156.** 01/04/05/54
		1415 lm	3000K	**AF157.** 01/04/05/54
		1514 lm	4000K	**AF158.** 01/04/05/54
3 optics units	33W	2018 lm	2700K	**AF206.** 01/04/05/54
		2122 lm	3000K	**AF207.** 01/04/05/54
		2271 lm	4000K	**AF208.** 01/04/05/54
4 optics units	44W	2691 lm	2700K	**AF256.** 01/04/05/54
		2830 lm	3000K	**AF257.** 01/04/05/54
		3028 lm	4000K	**AF258.** 01/04/05/54

* white/white version

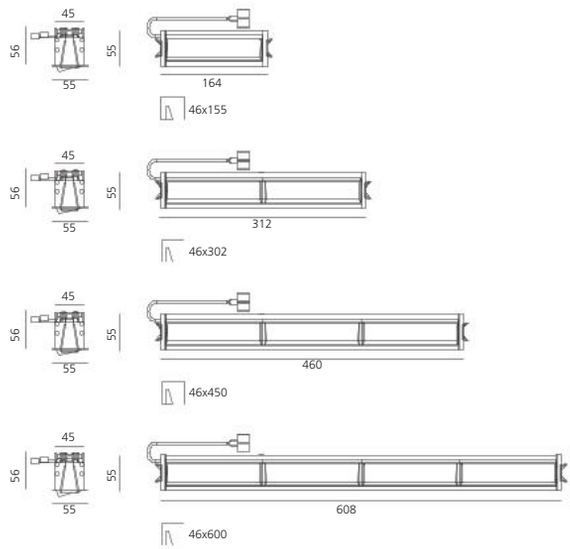

TRIMLESS

	W	Flux*	CCT	Code
1 optics unit	11W	673 lm	2700K	**AF609.** 01/04
		707 lm	3000K	**AF610.** 01/04
		757 lm	4000K	**AF611.** 01/04
2 optics units	22W	1345 lm	2700K	**AF656.** 01/04
		1415 lm	3000K	**AF657.** 01/04
		1514 lm	4000K	**AF658.** 01/04
3 optics units	33W	2018 lm	2700K	**AF706.** 01/04
		2122 lm	3000K	**AF707.** 01/04
		2271 lm	4000K	**AF708.** 01/04
4 optics units	44W	2691 lm	2700K	**AF756.** 01/04
		2830 lm	3000K	**AF757.** 01/04
		3028 lm	4000K	**AF758.** 01/04

* white/white version

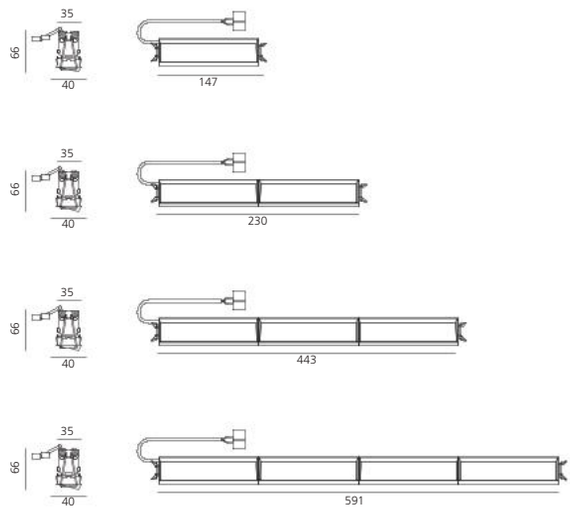

Frame for recessed installation



	Code
1X	**AF90200**
2X	**AF90300**
3X	**AF90400**
4X	**AF90500**

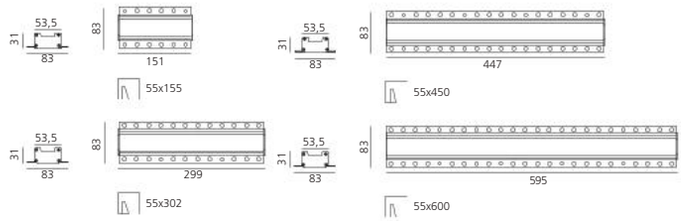

Driver

	Vac	Lmm	Wmm	Hmm	Optics units	Min. ceiling depht (mm)		Code
19,8W 900mA	220-240	125	38	23	1x	60	Undimmable	**DV1002**
20W 900mA	220-240	180	32	32	1x	80	DALI	**DV1008**
32W 1000mA	220-240	129,5	42	30	2x	80	Undimmable	**DV1004**
50W 1050mA	220-240	124	79	22	3x / 4x	80	Undimmable	**DV1005**
40W 900mA	220-240	97	43	30	2x / 4x	80	Undimmable	**DV1006**
25W 900mA	220-240	164	38	24,5	1x / 2x	80 / 60	DALI	**DV1003**
48W 900mA	220-240	110	75	25,7	3x / 4x	80 / 80	DALI	**DV1007**
32W 900mA	220-240	156	53	26	1x / 2x	90	DALI Push / 0-10V / 1-10V	**M077401**
25W 150-900mA	110-240	111	52	22	8x / 12x / 16x	100	DALI Push / 0-10V / 1-10V	**DV1126**

Sharp SMD



Atelier Cazzaro Costruzioni, Trebaseleghe, Italy, Ph. Federico Villa

Sharp SMD
1x - 2x - 4x

SHARP SMD

White Black Silver

01 **04** **05**

SP FL WF

Driver 24Vdc Selv and louvres supplied separately.

MacAdam 2SDCM
Life L90 (17K) 103000h
CRI > 90

IP20

	Watt	Beam	Flux	CCT	Code
1 optics unit	3,5W	SP 20°	189 lm	2700K	**AF310.** 01/04/05
			201 lm	3000K	**AF313.** 01/04/05
			215 lm	4000K	**AF316.** 01/04/05
		FL 36°	177 lm	2700K	**AF311.** 01/04/05
			188 lm	3000K	**AF314.** 01/04/05
			201 lm	4000K	**AF317.** 01/04/05
		WF 52°	183 lm	2700K	**AF312.** 01/04/05
			195 lm	3000K	**AF315.** 01/04/05
			208 lm	4000K	**AF318.** 01/04/05
2 optics units	6,5W	SP 20°	402 lm	2700K	**AF360.** 01/04/05
			402 lm	3000K	**AF363.** 01/04/05
			430 lm	4000K	**AF366.** 01/04/05
		FL 36°	376 lm	2700K	**AF361.** 01/04/05
			376 lm	3000K	**AF364.** 01/04/05
			403 lm	4000K	**AF367.** 01/04/05
		WF 52°	389 lm	2700K	**AF362.** 01/04/05
			389 lm	3000K	**AF365.** 01/04/05
			417 lm	4000K	**AF368.** 01/04/05
4 optics units	12W	SP 20°	803 lm	2700K	**AF410.** 01/04/05
			804 lm	3000K	**AF413.** 01/04/05
			860 lm	4000K	**AF416.** 01/04/05
		FL 36°	752 lm	2700K	**AF411.** 01/04/05
			752 lm	3000K	**AF414.** 01/04/05
			805 lm	4000K	**AF417.** 01/04/05
		WF 52°	778 lm	2700K	**AF412.** 01/04/05
			779 lm	3000K	**AF415.** 01/04/05
			834 lm	4000K	**AF418.** 01/04/05



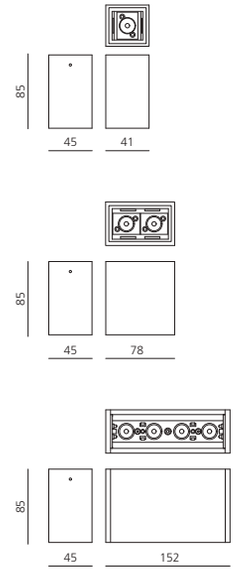

Louvres

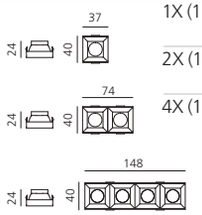

	Code
1X (1 pc)	**AF950.** 01/04
2X (1 pc)	**AF951.** 01/04
4X (1 pc)	**AF952.** 01/04

Accessories

Sharping wall grazer lens kit (4pcs)
26°x70° elliptical lenses kit. It has to be used on top of SP 20° reflectors to get an elliptical beam (greater axis along the module length). It contains 4 lenses.

Code
AF06000

Driver	W	Vin (V)	Vout (V)	L mm	W mm	H mm	W max	Min Wire section mm2	Max wire lenght m	n°device 1x 3,5W	2x 6,3W	4x 11,6W	Dimming DALI	1-10V 0-10V potentiom.	Push	Code
CV Selv	30	220-240 Vac	24Vdc	153	41	32	25	1.5	30	7	4	2	no	no	no	**DV1032**
CV Selv	75	220-240 Vac	24Vdc	180	52	30	63	1.5	30	18	10	5	no	no	no	**DV1009**
CV Selv	120	220-240 Vac	24Vdc	300	40	30	102	1.5	30	29	16	8	no	no	no	**DV1033**
Dimmer	NA	24Vdc	24Vdc PWM	80	54	24	max 100	1.5	30	see above			yes	yes	yes	**DV1048**

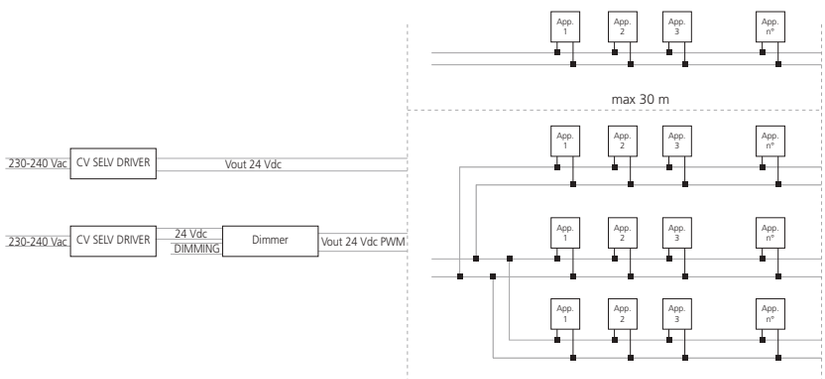

appliances number: see table

Sharp SMD
8x - 12x - 16x

SHARP SMD

White **01** | Black **04** | Silver **05**

SP | FL | WF

MacAdam 2SDCM
Life L90 (17K) 103000h
CRI > 90

IP20

	Watt	Beam	Flux	CCT	Undimmable Code	Dimmable DALI Code
8 optics units	24W	SP 20°	1606 lm	2700K	**AF457.** 01/04/05	**AF476.** 01/04/05
			1608 lm	3000K	**AF460.** 01/04/05	**AF470.** 01/04/05
			1721 lm	4000K	**AF463.** 01/04/05	**AF473.** 01/04/05
		FL 36°	1503 lm	2700K	**AF458.** 01/04/05	**AF477.** 01/04/05
			1504 lm	3000K	**AF461.** 01/04/05	**AF471.** 01/04/05
			1610 lm	4000K	**AF464.** 01/04/05	**AF474.** 01/04/05
		WF 52°	1556 lm	2700K	**AF459** 01/04/05	**AF478.** 01/04/05
			1558 lm	3000K	**AF462.** 01/04/05	**AF472.** 01/04/05
			1667 lm	4000K	**AF465.** 01/04/05	**AF475.** 01/04/05
12 optics units	37W	SP 20°	2409 lm	2700K	**AF807.** 01/04/05	**AF826.** 01/04/05
			2412 lm	3000K	**AF810.** 01/04/05	**AF820.** 01/04/05
			2581 lm	4000K	**AF813.** 01/04/05	**AF823.** 01/04/05
		FL 36°	2255 lm	2700K	**AF808.** 01/04/05	**AF827.** 01/04/05
			2256 lm	3000K	**AF811.** 01/04/05	**AF821.** 01/04/05
			2415 lm	4000K	**AF814.** 01/04/05	**AF824.** 01/04/05
		WF 52°	2335 lm	2700K	**AF809.** 01/04/05	**AF828.** 01/04/05
			2337 lm	3000K	**AF812.** 01/04/05	**AF822.** 01/04/05
			2501 lm	4000K	**AF815.** 01/04/05	**AF825.** 01/04/05
16 optics units	47W	SP 20°	3213 lm	2700K	**AF857.** 01/04/05	**AF876.** 01/04/05
			3215 lm	3000K	**AF860.** 01/04/05	**AF870.** 01/04/05
			3442 lm	4000K	**AF863.** 01/04/05	**AF873.** 01/04/05
		FL 36°	3006 lm	2700K	**AF858.** 01/04/05	**AF877.** 01/04/05
			3009 lm	3000K	**AF861.** 01/04/05	**AF871.** 01/04/05
			3220 lm	4000K	**AF864.** 01/04/05	**AF874.** 01/04/05
		WF 52°	3113 lm	2700K	**AF859.** 01/04/05	**AF878.** 01/04/05
			3116 lm	3000K	**AF862.** 01/04/05	**AF872.** 01/04/05
			3335 lm	4000K	**AF865.** 01/04/05	**AF875.** 01/04/05

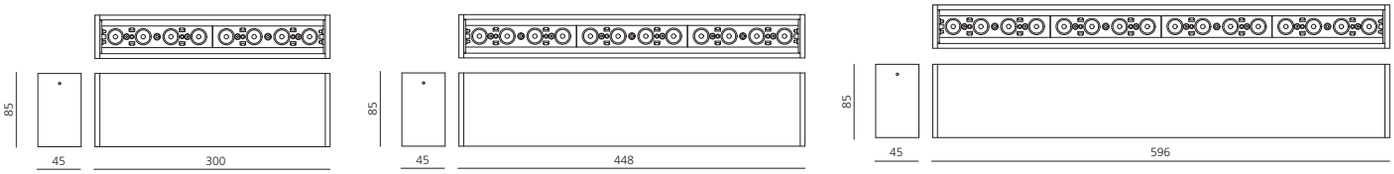

Sharp SMD 8X is also VIOLET INTEGRALIS (see pag. 746)

Louvres

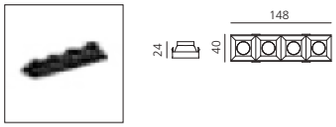

4X (1pc)

Code
AF952. 01/04

Accessories

Sharping wall grazer lens kit (4pcs)
26°x70° elliptical lenses kit. It has to be used on top of SP 20° reflectors to get an elliptical beam (greater axis along the module length). It contains 4 lenses.

Code
AF06000

Sharp SMD wall washer

White
White

01

Silver
Black

05

White
Black

54

Black
Black

04

SHARP SMD WALL WASHER

White White	Black Black	Silver Black	White Black
01	**04**	**05**	**54**

MacAdam 2SDCM
Life L90 (17K) 103000h
CRI > 90

IP20

Driver 24Vdc Selv a supplied separately.

	W	Flux*	CCT	Code
1 optics unit	12W	673 lm	2700K	**AF419.** 01/04/05/54
		707 lm	3000K	**AF420.** 01/04/05/54
		757 lm	4000K	**AF421.** 01/04/05/54

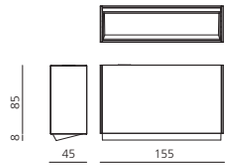

* white/white version

Driver	W	Vin (V)	Vout (V)	L mm	W mm	H mm	W max	Min Wire section mm2	Max wire lenght m	n°device 1 optic units 11,6W	Dimming DALI	1-10V 0-10V potentiom.	Push	Code
CV Selv	30	220-240 Vac	24Vdc	153	41	32	25	1.5	30	2	no	no	no	**DV1032**
CV Selv	75	220-240 Vac	24Vdc	180	52	30	63	1.5	30	3	no	no	no	**DV1009**
CV Selv	120	220-240 Vac	24Vdc	300	40	30	102	1.5	30	4	no	no	no	**DV1033**
Dimmer	NA	24Vdc	24Vdc PWM	80	54	24	max 100	1.5	30	see above	yes	yes	yes	**DV1048**

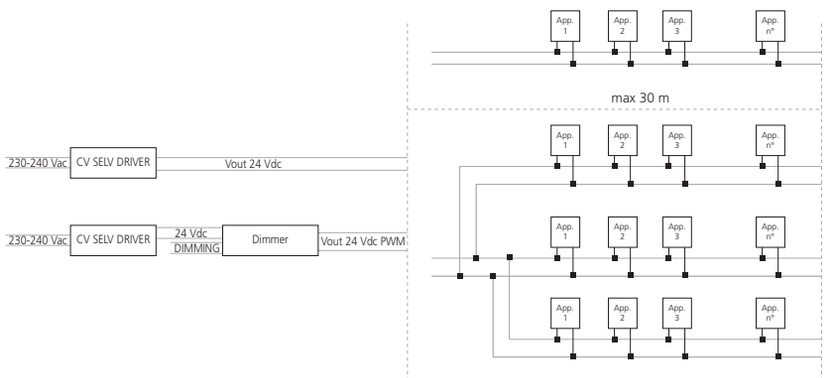

appliances number: see table

Electronic ballast included.

	W	Flux*	CCT	**Undimmable** Code	**Dimmable DALI** Code
2 optics units	24W	1345 lm	2700K	**AF466.** 01/04/05/54	**AF479.** 01/04/05/54
		1415 lm	3000K	**AF467.** 01/04/05/54	**AF480.** 01/04/05/54
		1514 lm	4000K	**AF468.** 01/04/05/54	**AF481.** 01/04/05/54
3 optics units	37W	2018 lm	2700K	**AF816.** 01/04/05/54	**AF829.** 01/04/05/54
		2122 lm	3000K	**AF817.** 01/04/05/54	**AF830.** 01/04/05/54
		2271 lm	4000K	**AF818.** 01/04/05/54	**AF831.** 01/04/05/54
4 optics units	47W	2691 lm	2700K	**AF866.** 01/04/05/54	**AF880.** 01/04/05/54
		2830 lm	3000K	**AF867.** 01/04/05/54	**AF881.** 01/04/05/54
		3028 lm	4000K	**AF868.** 01/04/05/54	**AF882.** 01/04/05/54

* white/white version

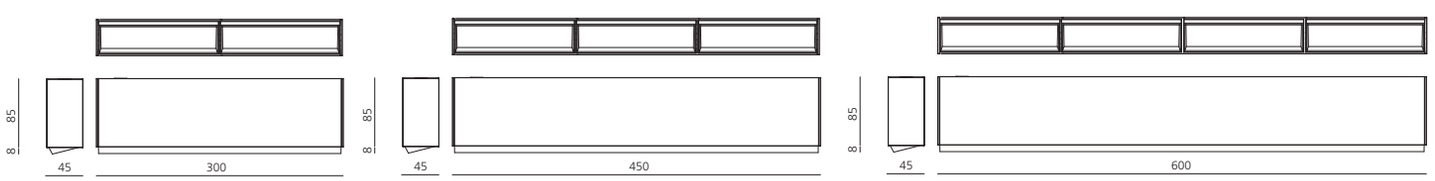

For further information on Vector
visit artemide.com

Vector

Carlotta de Bevilacqua
2017

ARTEMIDE
APP

Museo Ludovico Gallarati Scotti, Project by Studio RAM, Bellagio, Italy, Ph. Carola Merello

Nature, tine and architecture, Helen Binet exhibition at Euroluce 2023, Milan, Italy, Ph. Federico Villa

Low voltage track

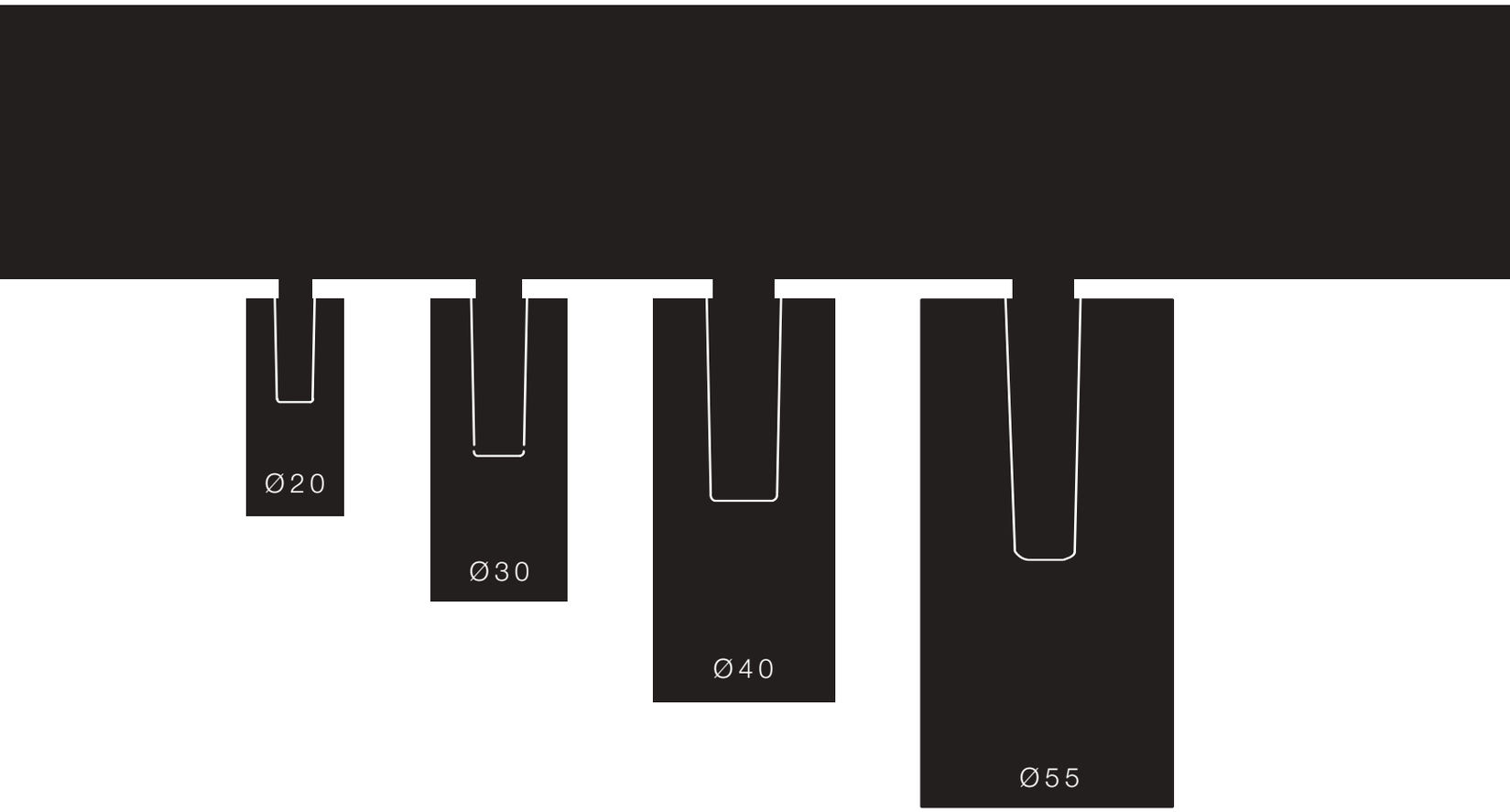

Vector dimensions

3-phase track

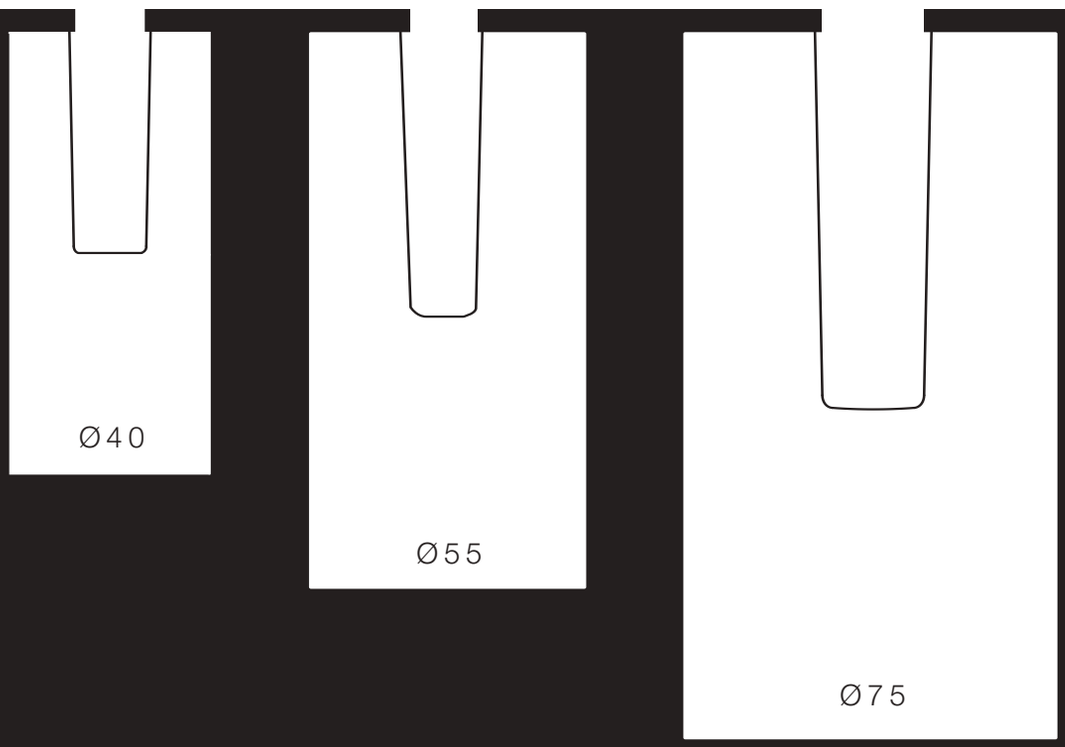

Vector
is balanced



The junction arm is integrated with the spotlight body.
The center of balance is perfectly aligned with the track.

Customized light quality

Artemide can realize customized solution with the most appropriate light spectrum to stage colors, materials and textures according to special quality analysis, Fidelity Index (RF) and Gamut Index (RG).



Light solutions with customized spectrum

Ciesse Piumini store, Milan, Italy, Ph. Federico Motta

Vector multiple accessories

Accessories holder

Soft filter

Adjustable dowsers

Honeycomb

	Vector 20	Vector 30	Vector 40	Vector 55	Vector 75
Lens for elliptical emission			●	●	●*
Honeycomb			●	●	●*
Soft filter			●	●**	●*
Adjustable dowsers			●	●	●*

* On demand

** For thermical reason, it cannot be used with brused silver finishing (15)

Vector 55 zoom

HARENA Restaurant, San Benedetto del Toronto, Italy, Ph. Nothing studio

Vector typologies

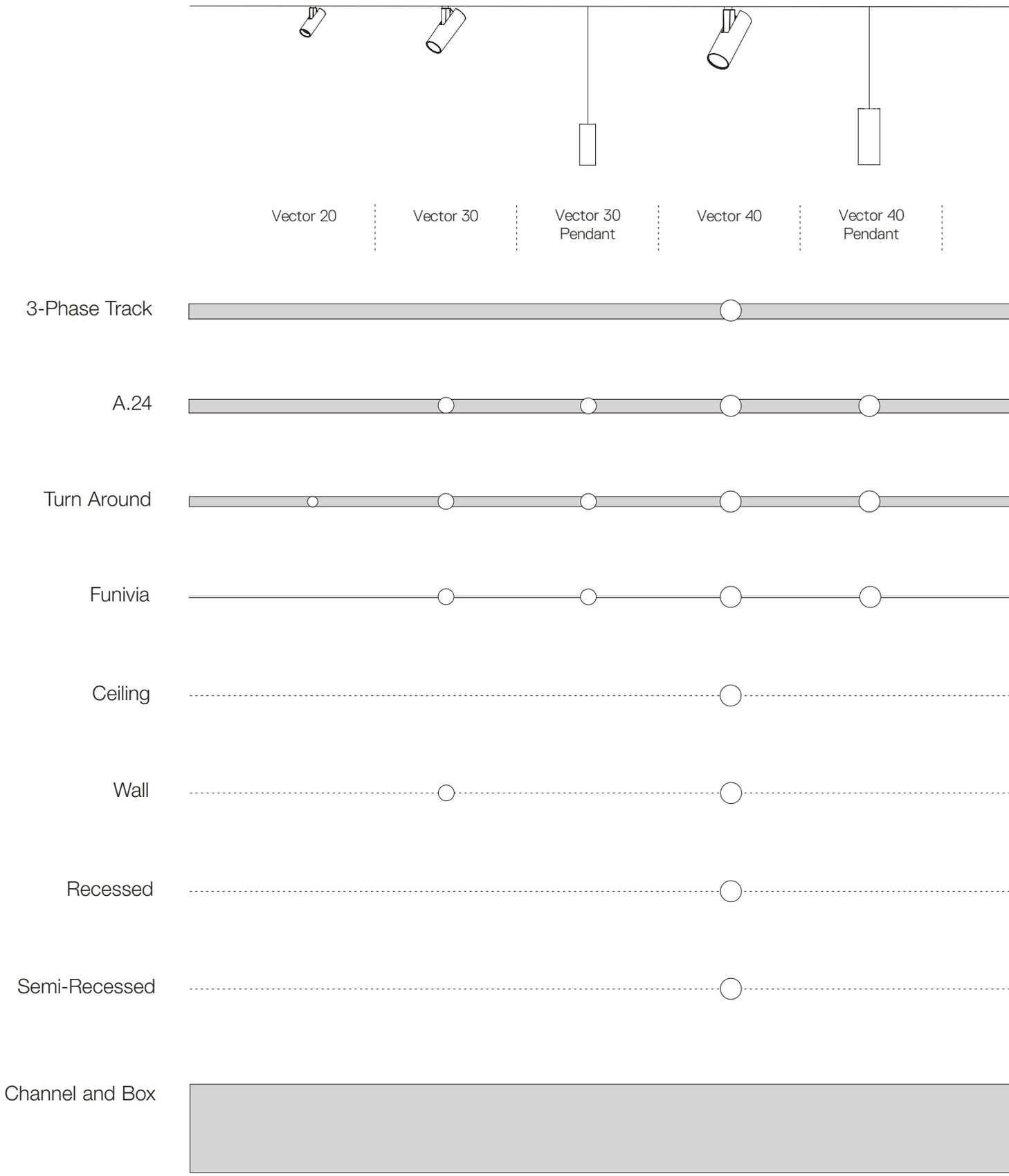

Vector 55
Vector 55 Pendant
Vector 55 zoom
Vector Channel Spotlight
Vector 75
Vector 75 TW

Vector colors combinations

3-PHASE TRACK

	White	Black	Silver	Copper	Bronze
Body	○	●	●	●	●
Adapter	○	●	●	●	●
Arm	○	●	●	●	●
Heat-sink	●	●	●	●	●

CEILING

	White	Black	Silver	Copper	Bronze
Body	○	●	●	●	●
Ceiling box	○	●	●	●	●
Arm	○	●	●	●	●
Heat-sink	●	●	●	●	●

WALL

	White	Black
Body	○	●
Wall box	○	●
Arm	○	●
Heat-sink	●	●

CHANNEL



	Black
Body	●
Adapter	●
Arm	●
Heat-sink	●

The Modernist Hotel, project by Ana Jokic, Trieste, Italy. Ph. Roberto Pastrovicchio

Vector
3-phase track

VECTOR 40

VECTOR 55

VECTOR 75

VECTOR 3-PHASE TRACK

White 01, Black 04 — Fast delivery

Brushed Silver 15, Brushed Copper 18, Brushed Bronze 20 — Delivery time on demand

SP, FL, WF

Delivery time on demand
2700K - 4000K

MacAdam 3SDCM
* MacAdam 2SDCM
CRI = 90

IP20
90° 360°

VECTOR 40 3-PHASE TRACK

Track adapter				Undimmable	Dimmable DALI
W	Beam	Flux	CCT	Code	Code
10W	SP 14°	544 lm	2700K	**AN011.** 01/04 15/18/20	**AN016.** 01/04 15/18/20
		541 lm	3000K	**AN001.** 01/04 15/18/20	**AN006.** 01/04 15/18/20
		541 lm	4000K	**AN051.** 01/04 15/18/20	**AN056.** 01/04 15/18/20
	*FL 21°	543 lm	2700K	**AN012.** 01/04 15/18/20	**AN017.** 01/04 15/18/20
		584 lm	3000K	**AN002.** 01/04 15/18/20	**AN007.** 01/04 15/18/20
		626 lm	4000K	**AN052.** 01/04 15/18/20	**AN057.** 01/04 15/18/20
	*WF 28°	491 lm	2700K	**AN013.** 01/04 15/18/20	**AN018.** 01/04 15/18/20
		529 lm	3000K	**AN003.** 01/04 15/18/20	**AN008.** 01/04 15/18/20
		566 lm	4000K	**AN053.** 01/04 15/18/20	**AN058.** 01/04 15/18/20



Life L70 (24K) 145000h

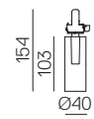

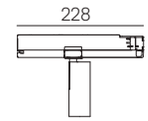

Undimmable

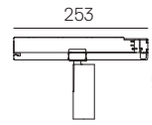

Dimmable DALI

VECTOR 55 TRACK 230V

Track adapter				Undimmable	Dimmable DALI
W	Beam	Flux	CCT	Code	Code
20W	SP 17°	1677 lm	2700K	**AN111.** 01/04 15/18/20	**AN116.** 01/04 15/18/20
		1771 lm	3000K	**AN101.** 01/04 15/18/20	**AN106.** 01/04 15/18/20
		1915 lm	4000K	**AN151.** 01/04 15/18/20	**AN156.** 01/04 15/18/20
	FL 23°	1715 lm	2700K	**AN112.** 01/04 15/18/20	**AN117.** 01/04 15/18/20
		1811 lm	3000K	**AN102.** 01/04 15/18/20	**AN107.** 01/04 15/18/20
		1959 lm	4000K	**AN152.** 01/04 15/18/20	**AN157.** 01/04 15/18/20
	WF 31°	1779 lm	2700K	**AN113.** 01/04 15/18/20	**AN118.** 01/04 15/18/20
		1878 lm	3000K	**AN103.** 01/04 15/18/20	**AN108.** 01/04 15/18/20
		2032 lm	4000K	**AN153.** 01/04 15/18/20	**AN158.** 01/04 15/18/20

Life L70 (9K) > 50000h

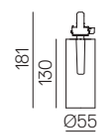

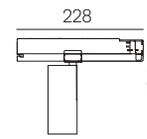

Undimmable

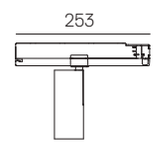

Dimmable DALI

Vector 55 is also WHITE INTEGRALIS (see pag. 754)

VECTOR 55 ZOOM TRACK 230V

Track adapter				Dimmable DALI
W	Beam	Flux	CCT	Code
17W	FL 22°-WF 32°	603 - 1039 lm	2700K	**AN119.** 01/04 15/18/20
		637 - 1098 lm	3000K	**AN109.** 01/04 15/18/20
		688 - 1187 lm	4000K	**AN159.** 01/04 15/18/20

Life L70 (9K) > 50000h

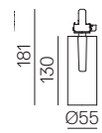

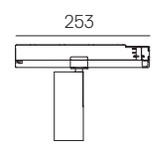

Dimmable DALI

VECTOR 3-PHASE TRACK

White 01 | Black 04 — Fast delivery

Brushed Silver 15 | Brushed Copper 18 | Brushed Bronze 20 — Delivery time on demand

SP | FL | WF | XF

Delivery time on demand
2700K - 4000K

Track version compatible with Onetrack 3 phase tracks.

MacAdam 3SDCM
CRI = 90

IP20
90° 360°

VECTOR 75 TRACK 230V

Track adapter				Undimmable	Dimmable DALI
W	Beam	Flux	CCT	Code	Code
20W	SP 16°	1993 lm	2700K	**BN111.** 01/04 15/18/20	**BN011.** 01/04 15/18/20
		2105 lm	3000K	**BN101.** 01/04 15/18/20	**BN001.** 01/04 15/18/20
		2276 lm	4000K	**BN151.** 01/04 15/18/20	**BN051.** 01/04 15/18/20
33W	FL 24°	3308 lm	2700K	**BN112.** 01/04/ 15/18/20	**BN012.** 01/04 15/18/20
		3494 lm	3000K	**BN102.** 01/04 15/18/20	**BN002.** 01/04 15/18/20
		3758 lm	4000K	**BN152.** 01/04 15/18/20	**BN052.** 01/04 15/18/20
	WF 32°	3351 lm	2700K	**BN113.** 01/04 15/18/20	**BN013.** 01/04 15/18/20
		3539 lm	3000K	**BN103.** 01/04 15/18/20	**BN003.** 01/04 15/18/20
		3806 lm	4000K	**BN153.** 01/04 15/18/20	**BN053.** 01/04 15/18/20
	XF 52°	3049 lm	2700K	**BN114.** 01/04 15/18/20	**BN014.** 01/04 15/18/20
		3220 lm	3000K	**BN104.** 01/04 15/18/20	**BN004.** 01/04 15/18/20
		3463 lm	4000K	**BN154.** 01/04 15/18/20	**BN054.** 01/04 15/18/20

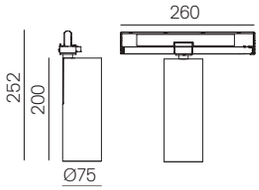

Life L80 (9K) > 50000h

Accessories		Color	Vector 40	Vector 55	Vector 75
			Code	Code	Code
	Accessories holder	●	**AP90100**	**AP91100**	**AP93100**
	Lens for elliptical emission		**AP90200**	**AP91200**	**AP93200**
	Soft filter		**AP90300**	**AP91300***	**AP93300**
	Honeycomb	●	**AP90400**	**AP91400**	**AP93400**
	Adjustable dowsers	●	**AP90500**	**AP91500**	**AP93500**

* For thermical reason, it cannot be used with brused silver finishing (15)

SUSPENSION/CEILING ONETRACK 3-PHASE TRACK 230V

White	Black
01	**04**

TRACK

Length	Code
1000 mm	**TK001.** 01/04
2000 mm	**TK002.** 01/04
3000 mm	**TK003.** 01/04
4000 mm	**TK004.** 01/04

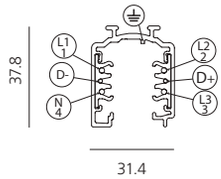

Accessories

	Code
End cap	**TK005.** 01/04
Power supply end cap Earth conductor on the left	**TK006.** 01/04
Power supply end cap Earth conductor on the right	**TK007.** 01/04
Universal hook Maximum load 10 kg	**TK200.** 01/04
Kit suspension cables	
L. 1500 mm	**TK20100**
L. 3000 mm	**TK20200**
L. 5000 mm	**TK20300**

	Code
Stem kit L. 1000 mm	**TK204.** 01/04
Plastic cup for steel cable Ø 1,5 mm	**TK20501**
T bracket for suspension	**TK20600**
Universal adapter	
6 conductors	**TK207.** 01/04
4 conductors	**TK208.** 01/04
Accessory for ceiling installation	**TK209.** 01/04

The ceiling/suspension accesories and joints are compatible with the recessed typology.

Joints		Code
	Powered recessed linear hidden joint	**TK008.** 01/04
	Linear joint	**TK009.** 01/04
	90° joint Internal earth conductor	**TK011.** 01/04
	90° joint External earth conductor	**TK010.** 01/04
	3-way joint External earth conductor on left	**TK012.** 01/04
	3-way joint External earth conductor on right	**TK013.** 01/04
	4-way joint	**TK014.** 01/04
	Flexible joint	**TK015.** 01/04

The system is a 3-phase mixed system with two additional conductors intended to manage a general data signal (for example DALI, DMX, lon, eib, etc.).

The system is EN 60570 certified and its installation must be accomplished by highly qualified person.

There are four possible installation systems: directly on ceiling or on wall, using the needlepoints on the track, on ceiling or on wall using a metal clip, hanging by the suspension or recessed without exceeding the maximum loads.

RECESSED ONETRACK 3-PHASE TRACK 230V

White	Black
01	**04**

TRACK

Length	Code
2000 mm	**TK102.** 01/04
3000 mm	**TK103.** 01/04
4000 mm	**TK104.** 01/04

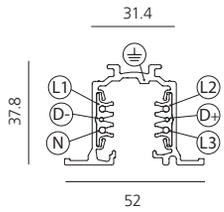

Accessories		Code
	End cap	**TK105.** 01/04
	Power supply recessed end cap Earth conductor on the left with cover.	**TK108.** 01/04
	Power supply recessed end cap Earth conductor on the right with cover.	**TK107.** 01/04

Joints		Code
	Recessed linear hidden joint	**TK106.** 01/04

The system is a 3 phase mixed system with two additional conductors intended to manage a general data signal (for example DALI, DMX, lon, eib, etc.).

The system is EN 60570 certified and its installation must be accomplished by highly qualified person.

There are four possible installation systems: directly on ceiling or on wall, using the needlepoints on the track, on ceiling or on wall using a metal clip, hanging by the suspension or recessed without exceeding the maximum loads.

IDX Office, Munich & Hamburg, Germany, Ph. Linus Lintner

Flagship Florim, Paris, France, Ph. Florim

Vector 75 TW 3-phase track

TW®
Artemide Tunable White



VECTOR 75 TW 3-PHASE TRACK

White Black

01 **04**

Fast delivery

Brushed Silver Brushed Copper Brushed Bronze

15 **18** **20**

Delivery time on demand

FL WF XF

CCT 2700K - 6500K

Track version compatible with Onetrack 3-Phase tracks.

MacAdam 3SDCM
Life L70 (6K) 50000h
CRI = 90

IP20

90° 360°

VECTOR 75 TW TRACK 230V

Track slim adapter			
W	Beam	Flux	CCT
21W	FL 24°	1507 lm 1652 lm	2700K- 6500K
	WF 32°	1536 lm 1696 lm	2700K- 6500K
	XF 52°	1397 lm 1551 lm	2700K- 6500K

Dimmable DALI	
Code	
BN062.	01/04 15/18/20
BN063.	01/04 15/18/20
BN064.	01/04 15/18/20

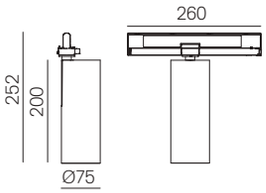

Vector shaper 3-phase track

Precise emission profile

No lateral chromatisms

Distorsion controlled

Fixed angle/zoom 1-2x

Wide range
Vector shaper zoom 15°- 36°
Vector shaper 55°

3000K

CRI = 90

VECTOR SHAPER 3-PHASE TRACK

Black

04

Track version compatible with Onetrack 3-Phase tracks.

MacAdam 2SDCM
Life L80 (12K) 66000h
CRI = 90

IP20
90° 360°

VECTOR SHAPER 55 3-PHASE TRACK

Track adapter				Dimmable DALI
W	Beam	Flux	CCT	Code
21W	52°	541 lm	3000K	**BS00104**

Life L70 (6K) > 60500h

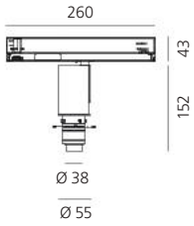

VECTOR SHAPER 55 ZOOM 3-PHASE TRACK

Track adapter				Dimmable DALI
W	Beam	Flux	CCT	Code
21W	15°-36°	555-580 lm	3000K	**BS00204**

Life L70 (9K) > 50000h

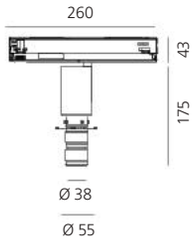

VECTOR SHAPER 75 3-PHASE TRACK

Track adapter				Dimmable DALI
W	Beam	Flux	CCT	Code
29W	52°	1359 lm	3000K	**BS00304**

Life L70 (6K) > 60500h

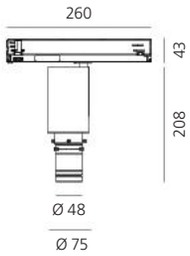

VECTOR SHAPER 75 ZOOM 3-PHASE TRACK

Track adapter				Dimmable DALI
W	Beam	Flux	CCT	Code
29W	15°-36°	1359 lm	3000K	**BS00404**

Life L70 (9K) > 50000h

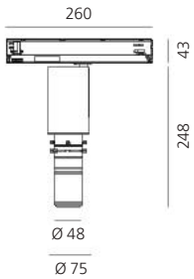

Vector ceiling

VECTOR CEILING

White 01, Black 04 — Fast delivery

Brushed Silver 15, Brushed Copper 18, Brushed Bronze 20 — Delivery time on demand

SP, FL, WF

Driver supplied separately.
Vector 40: 700mA
Vector 55: 500mA

MacAdam 3SDCM
* MacAdam 2SDCM
CRI = 90
2700K - 4000K

IP20
90° 360°

VECTOR 40 CEILING

W	Beam	Flux	CCT	Code
9W	SP 14°	544 lm	2700K	**BQ211.** 01/04 15/18/20
		541 lm	3000K	**BQ201.** 01/04 15/18/20
		541 lm	4000K	**BQ251.** 01/04 15/18/20
	*FL 21°	543 lm	2700K	**BQ212.** 01/04 15/18/20
		584 lm	3000K	**BQ202.** 01/04 15/18/20
		626 lm	4000K	**BQ252.** 01/04 15/18/20
	*WF 28°	491 lm	2700K	**BQ213.** 01/04 15/18/20
		529 lm	3000K	**BQ203.** 01/04 15/18/20
		566 lm	4000K	**BQ253.** 01/04 15/18/20



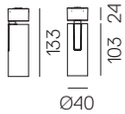

Life L70 (24K) 145000h

VECTOR 55 CEILING

W	Beam	Flux	CCT	Code
20W	SP 15°	1677 lm	2700K	**BQ311.** 01/04 15/18/20
		1771 lm	3000K	**BQ301.** 01/04 15/18/20
		1915 lm	4000K	**BQ351.** 01/04 15/18/20
	FL 22°	1715 lm	2700K	**BQ312.** 01/04 15/18/20
		1811 lm	3000K	**BQ302.** 01/04 15/18/20
		1959 lm	4000K	**BQ352.** 01/04 15/18/20
	WF 31°	1779 lm	2700K	**BQ313.** 01/04 15/18/20
		1878 lm	3000K	**BQ303.** 01/04 15/18/20
		2032 lm	4000K	**BQ353.** 01/04 15/18/20



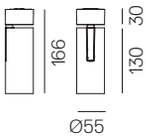

Life L70 (9K)>50000h

Driver	W	V_{in} (V)	V_{out} (V)	L_{mm}	W_{mm}	H_{mm}	W_{max}	Dimming	Code
CV Selv	150	220-240 Vac	48Vdc	240	67	35	130	ND	**DV1049**
CV Selv	240	90-264 Vac	48Vdc	244	68	39	210	ND	**M075100**
Dimmer	NA	48Vdc	48Vdc PWM	80	54	24		DALI / 0-10V / Push	**DV1048**
CV Selv	150	220-240 Vac	48Vdc PWM	400	110	53	130	Artemide APP	**DV1087APP**
CV Selv	240	220-240 Vac	48Vdc PWM	400	110	53	210	Artemide APP	**DV1088APP**

UNDIMMABLE

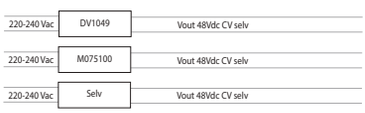

DIMMABLE DALI

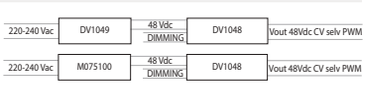

APP

LINEAR COMPOSITION

STELLAR COMPOSITION

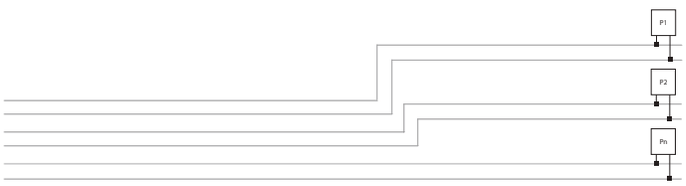

For wiring topologies, minimum cable section, allowed cable lenght and maximum number of applicances see instructions on **artemide.com**

Vector wall

VECTOR WALL

White 01 | Black 04

SP | FL | WF

MacAdam 3SDCM
* MacAdam 2SDCM
CRI = 90

2700K - 3000K

IP20
90° 360°

VECTOR 30 WALL

W	Beam	Flux	CCT	On Board Dimmer Code	No Switch (Undimmable) Code
5,5W	SP 12°	276 lm	2700K	**BQ611.** 01/04	**BQ711.** 01/04
			3000K	**BQ601.** 01/04	**BQ701.** 01/04
	FL 17°	258 lm	2700K	**BQ612.** 01/04	**BQ712.** 01/04
			3000K	**BQ602.** 01/04	**BQ702.** 01/04
	WF 30°	225 lm	2700K	**BQ613.** 01/04	**BQ713.** 01/04
			3000K	**BQ603.** 01/04	**BQ703.** 01/04

Life L70 (6K) 36000h

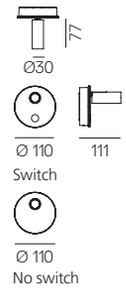

VECTOR 40 WALL

W	Beam	Flux	CCT	On Board Dimmer Code	No Switch (Undimmable) Code
8,5W	SP 14°	463 lm	2700K	**BQ811.** 01/04	**BQ911.** 01/04
		463 lm	3000K	**BQ801.** 01/04	**BQ901.** 01/04
	*FL 21°	456 lm	2700K	**BQ812.** 01/04	**BQ912.** 01/04
		491 lm	3000K	**BQ802.** 01/04	**BQ902.** 01/04
	*WF 28°	412 lm	2700K	**BQ813.** 01/04	**BQ913.** 01/04
		444 lm	3000K	**BQ803.** 01/04	**BQ903.** 01/04

Life L70 (24K) 145000h

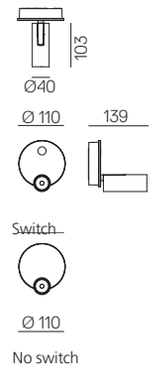

Accessories	Color	Vector 40 Code
 Accessories holder	●	**AP90100**
Lens for elliptical emission		**AP90200**
Soft filter		**AP90300**
Honeycomb	●	**AP90400**

Vector recessed

VECTOR RECESSED

White — Black
01 **04**
Fast delivery

Brushed Silver — Brushed Copper — Brushed Bronze
15 **18** **20**
Delivery time on demand

SP — FL — WF

Driver 700/400mA SELV supplied separately

Fitting to be completed with trimless recessed structure

MacAdam 3SDCM
* MacAdam 2SDCM
CRI = 90

2700K - 4000K

IP20
90° 360°

VECTOR 40 RECESSED

W	Beam	Flux	CCT	Code
8W	SP 14°	544 lm	2700K	**AP521.** 01/04 15/18/20
		541 lm	3000K	**AP501.** 01/04 15/18/20
		541 lm	4000K	**AP551.** 01/04 15/18/20
	*FL 21°	543 lm	2700K	**AP522.** 01/04 15/18/20
		584 lm	3000K	**AP502.** 01/04 15/18/20
		626 lm	4000K	**AP552.** 01/04 15/18/20
	*WF 28°	491 lm	2700K	**AP523.** 01/04 15/18/20
		529 lm	3000K	**AP503.** 01/04 15/18/20
		566 lm	4000K	**AP553.** 01/04 15/18/20

Life L70 (24K) 154000h

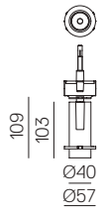

VECTOR 55 RECESSED

W	Beam	Flux	CCT	Code
14W	SP 17°	1368 lm	2700K	**AP531.** 01/04 15/18/20
		1445 lm	3000K	**AP511.** 01/04 15/18/20
		1562 lm	4000K	**AP561.** 01/04 15/18/20
	FL 23°	1399 lm	2700K	**AP532.** 01/04 15/18/20
		1478 lm	3000K	**AP512.** 01/04 15/18/20
		1598 lm	4000K	**AP562.** 01/04 15/18/20
	WF 31°	1452 lm	2700K	**AP533.** 01/04 15/18/20
		1533 lm	3000K	**AP513.** 01/04 15/18/20
		1658 lm	4000K	**AP563.** 01/04 15/18/20

Life L70 (9K) 50000h

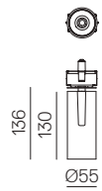

	Vector 40	Vector 55
	Code	Code
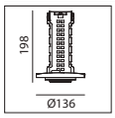 Trimless recessed structure	**AP50000**	**AP50000**
Optional trim frame Ø 108 mm	**AP590.** 01/04	**AP591.** 01/04

	Driver	Vac	L_{mm}	W_{mm}	H_{mm}		Code
Vector 40 **	15-32W 700mA*	220-240	146,5	43,5	22	Undimmable	**DV1030**
Vector 55	15-32W 400mA	220-240	146,5	43,5	22	Undimmable	**DV1030**
Vector 40 ***	26W 250-700mA	220-240	146,5	43,5	22	PUSH/DALI2	**DV1142**
Vector 55	26W 250-700mA	220-240	146,5	43,5	22	PUSH/DALI2	**DV1142**

**1 Driver for max 3 spots
***1 Driver for max 2 spots

Vector semi-recessed

VECTOR SEMI-RECESSED

White Black
01 04
Fast delivery

Brushed Silver Brushed Copper Brushed Bronze
15 18 20
Delivery time on demand

SP FL WF

Driver supplied separately
Vector 40: 700mA
Vector 55: 500mA

MacAdam 3SDCM
* MacAdam 2SDCM
CRI = 90

2700K - 4000K

IP20
90° 360°

VECTOR 40 SEMI-RECESSED

W	Beam	Flux	CCT	Code
8W	SP 14°	544 lm	2700K	**AP621.** 01/04 15/18/20
		541 lm	3000K	**AP601.** 01/04 15/18/20
		541 lm	4000K	**AP651.** 01/04 15/18/20
	*FL 21°	543 lm	2700K	**AP622.** 01/04 15/18/20
		584 lm	3000K	**AP602.** 01/04 15/18/20
		626 lm	4000K	**AP652.** 01/04 15/18/20
	*WF 28°	491 lm	2700K	**AP623.** 01/04 15/18/20
		529 lm	3000K	**AP603.** 01/04 15/18/20
		566 lm	4000K	**AP653.** 01/04 15/18/20

Life L70 (24K) 145000h

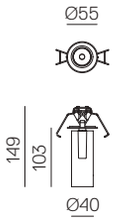

VECTOR 55 SEMI-RECESSED

W	Beam	Flux	CCT	Code
18W	SP 17°	1677 lm	2700K	**AP631.** 01/04 15/18/20
		1771 lm	3000K	**AP611.** 01/04 15/18/20
		1915 lm	4000K	**AP661.** 01/04 15/18/20
	FL 23°	1715 lm	2700K	**AP632.** 01/04 15/18/20
		1811 lm	3000K	**AP612.** 01/04 15/18/20
		1959 lm	4000K	**AP662.** 01/04 15/18/20
	WF 31°	1779 lm	2700K	**AP633.** 01/04 15/18/20
		1878 lm	3000K	**AP613.** 01/04 15/18/20
		2032 lm	4000K	**AP663.** 01/04 15/18/20

Life L70 (9K) 50000h

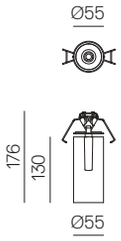

	Driver	Vac	Lmm	Wmm	Hmm			Code
Vector 40**	15-32W 700mA*	220-240	146,5	43,5	22		Undimmable	**DV1030**
Vector 55	15-32W 500mA	220-240	146,5	43,5	22		Undimmable	**DV1030**
Vector 40 ***	26W 250-700mA	220-240	146,5	43,5	22		PUSH/DALI2	**DV1142**
Vector 55	26W 250-700mA	220-240	146,5	43,5	22		PUSH/DALI2	**DV1142**

**1 Driver for max 3 spots
***1 Driver for max 2 spots

Studio legale Lunghini-Sangiorgio, Milan, Italy; Ph Michele Nastasi

Vector channel

Carlotta de Bevilacqua
2022

For further information on Vector Channel
visit artemide.com

ARTEMIDE
APP
on request

Compact dimensions

Self-standing

No plasterboard ceiling needed
before installation

Structure hung directly to the ceiling

The best solution in refurbishment
and new spaces

Free installation
in time and space

Vector channel ecosystem

Structural components

Channel

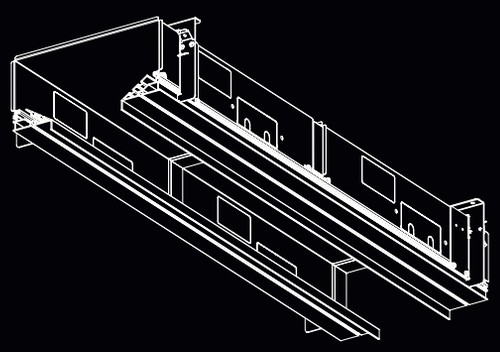

Box

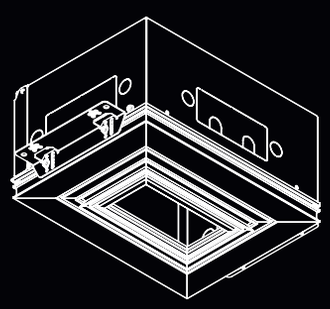

Lighting fixture

Vector channel spotlight



Structural components

Channel

Two channel versions

TRIM

TRIMLESS

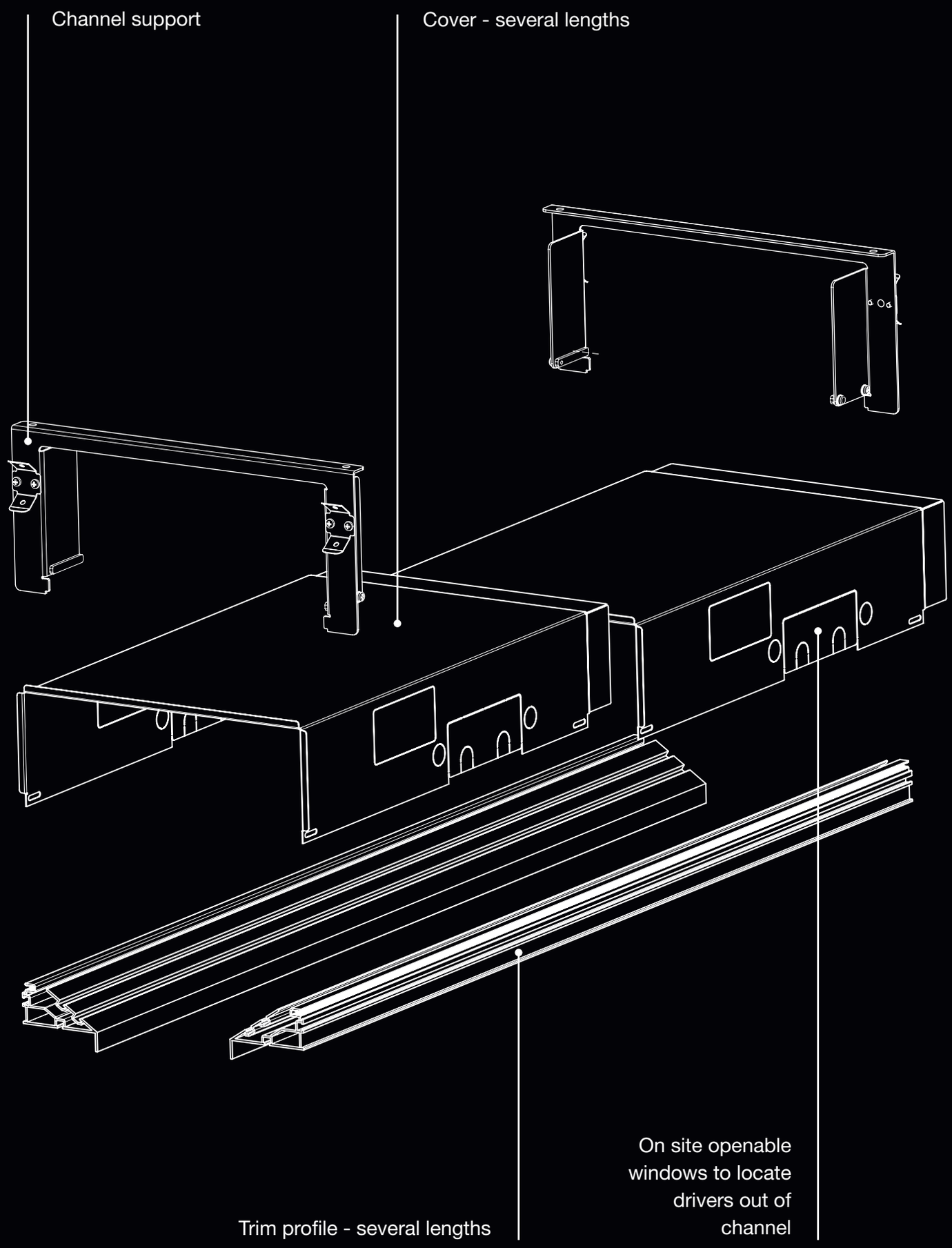
Channel support
Cover - several lengths
Trim profile - several lengths
On site openable windows to locate drivers out of channel

CHANNEL TRIM

Black

04

Profile	
Length	Weight
500 mm	3,00 kg
540 mm	3,30 kg
600 mm	3,60 kg
700 mm	4,20 kg
800 mm	4,80 kg
900 mm	5,40 kg
1000 mm	6,00 kg
2000 mm	12,00 kg
3000 mm	18,00 kg

Trim
Code
BW00004
BW00104
BW00204
BW00304
BW00404
BW00504
BW00604
BW00704
BW00804

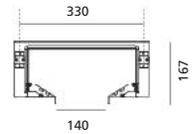

90° profile	
Angle	Weight
Left	4,00 kg
Right	4,00 kg

Trim
Code
BW01004
BW01104

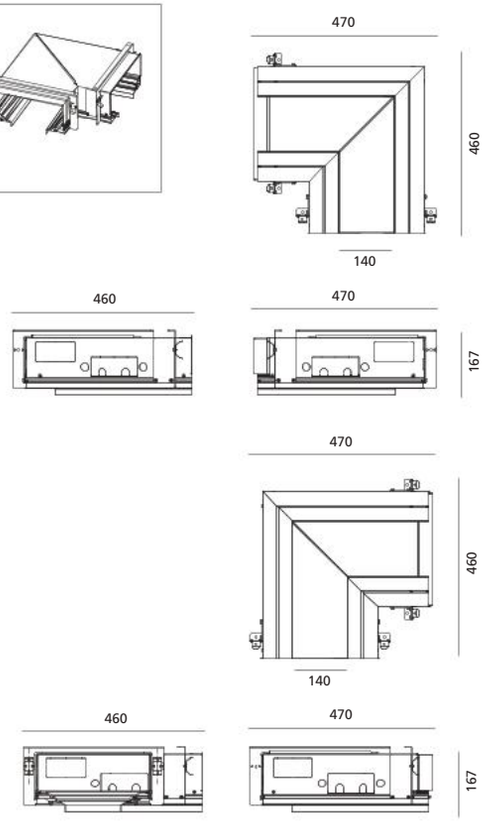

End cap	
	Weight
	2,80 kg

Trim
Code
BW00904

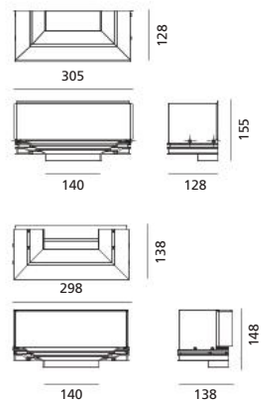

CHANNEL TRIM

Black

04

Black

04

Profile		Trim
Length	Weight	Code
500 mm	2,90 kg	**BW10004**
540 mm	3,20 kg	**BW10104**
600 mm	3,50 kg	**BW10204**
700 mm	4,00 kg	**BW10304**
800 mm	4,70 kg	**BW10404**
900 mm	5,25 kg	**BW10504**
1000 mm	5,80 kg	**BW10604**
2000 mm	11,60 kg	**BW10704**
3000 mm	17,40 kg	**BW10804**

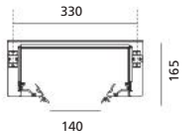

90° profile		Trim
Angle	Weight	Code
Left	3,60 kg	**BW11004**
Right	3,60 kg	**BW11104**

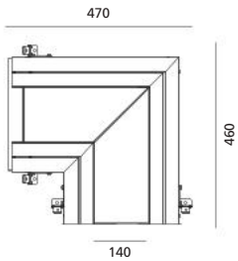

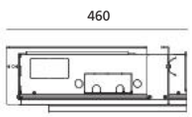

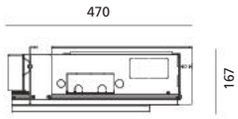

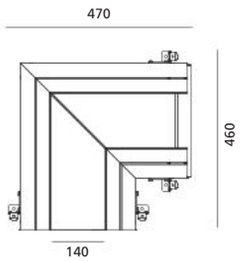

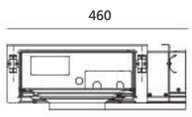

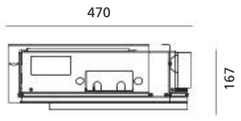

End cap (2 elements)		Trim
	Weight	Code
	2,70 kg	**BW10904**

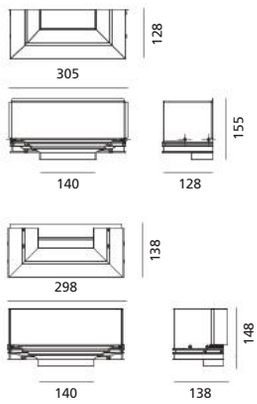

CHANNEL TRIMLESS

Black

04

Structural components

Boxes

BOXES

Black

04

Hosts 1 or 2 Vector Channel spotlights

BOX 140 x 140	**Trim**
Weight	Code
2,60 kg	**BW20004**

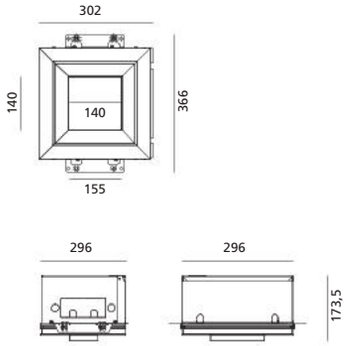

BOX 140 x 140	**Trimless**
Weight	Code
2,70 kg	**BW30004**

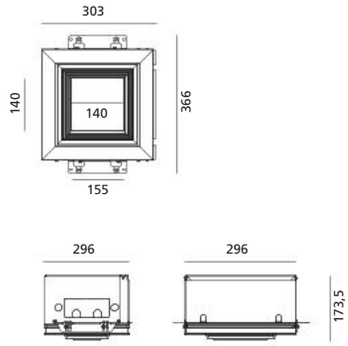

BOX 140 x 70	**Trim**
Weight	Code
2,20 kg	**BW20104**

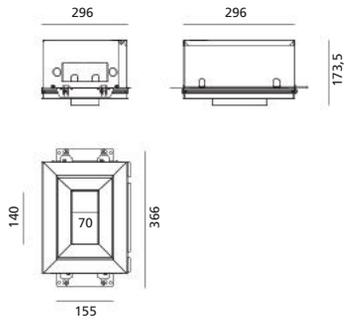

BOX 140 x 70	**Trimless**
Weight	Code
2,30 kg	**BW30104**

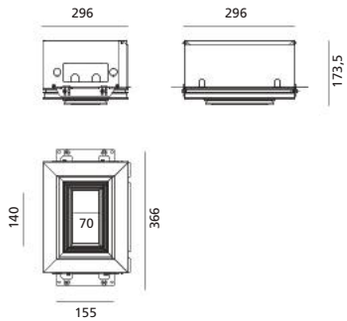

Lighting fixture

Vector channel spotlight

High efficiency
Reduced weight 0,36 Kg

3 beams
spot / flood / wideflood

3 color temperature
2700K / 3000K / 4000K

MacAdam 3SDCM

Life L70 (9K) > 50000h

CRI = 90

SP 17°	FL 23°	WF 31°
14W	14W	14W
1445 lm	1478 lm	1533 lm

Vector channel spotlight

Orientation flexibility

Orientation

Two installation grooves (upper/bottom) are avaiable along frames in order to let the spotlight assume, between the others, the following orientation:

- azimuth with respect to the floor;
- centered along the opening;
- laying on the inner framing profile remaining fully hidden.

Adviced grooves:

- TRIM PROFILE: Bottom groove / Upper groove;
- TRIMLESS PROFILE: Upper groove.

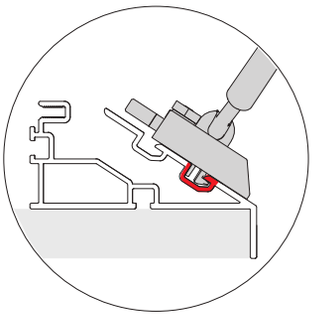

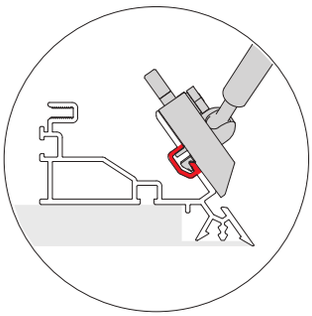

		TRIM PROFILE	TRIMLESS PROFILE
140 x 70 mm	70 mm edge	Bottom groove	Upper groove
	140 mm edge	Upper groove	Upper groove
140 x 140 mm		Bottom groove	Upper groove

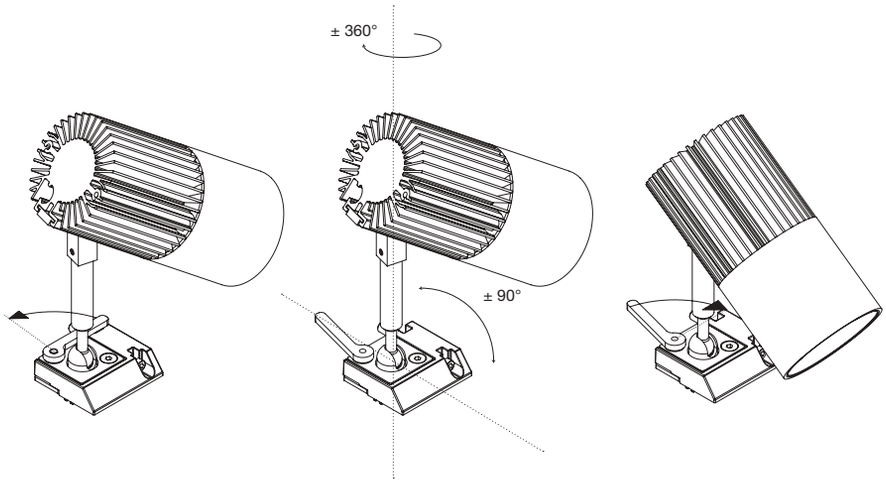

LEVER TO LOCK
THE SPOTLIGHT ORIENTATION

VECTOR CHANNEL SPOTLIGHT

Black

04

SP FL WF

Delivery time on demand
2700K - 4000K

MacAdam 3SDCM
CRI = 90

IP20
90°
360°

VECTOR CHANNEL SPOTLIGHT

W	Beam	Flux	CCT	Code
14W	SP 17°	1368 lm	2700K	**BW40004**
		1445 lm	3000K	**BW41004**
		1562 lm	4000K	**BW42004**
	FL 23°	1399 lm	2700K	**BW40104**
		1478 lm	3000K	**BW41104**
		1598 lm	4000K	**BW42104**
	WF 31°	1452 lm	2700K	**BW40204**
		1533 lm	3000K	**BW42104**
		1658 lm	4000K	**BW42204**



Life L70 (6K) 50000h

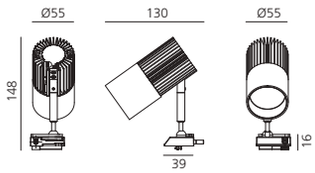

Accessories		Color	Vector 55 Code
	Accessories holder	●	**AP91100**
	Lens for elliptical emission		**AP91200**
	Soft filter		**AP91300**
	Anti-dazzle louver	●	**AP91400**

Driver	Vac	Lmm	Wmm	Hmm			Code
15-32W 350-725mA	220-240	146,5	43,5	30	⊡	Undimmable	**DV1102**
11-25W 200-500mA	220-240	164	38	24,5	⊡	Dimmable DALI	**DV1003**
16-38W 300-1050mA	220-240	146,5	44	30	⊡	Artemide APP	**DV1104APP**
20W 400mA	110-240	108	52	22	⊡	0-10, Push	**DV1090**

Villa Riello, Forte dei Marmi, Italy. Ph. Mindbox

General lighting

ALE.01 618
Dreispitz 628
Eggboard 638
Flexia 658
La Linea 666
Mouette 684
Nur 1618 Acoustic 690
Silent Field 2.0 672
Tagora 696

ALE.01

Hassell

For further information on ALE.01
visit artemide.com

ALE.01 is a suspension lamp that offers multiple user adjustable options. It follows different lighting requirements over the course of the day, giving value to the perception and well-being of the individual but also paying attention to a conscious and responsible use of light energy.

ALE.01 is an example of sustainability along all its life cycle: it combines a careful and free lighting management in the use phase with innovative recycled and recyclable materials.

ALE.01 combines two different direct emissions, manageable separately, with an indirect diffused one.

The modules dedicated to direct emission consist of a series of highly efficient LED sources controlled by the patented refractive optical technology.

The lens picks up 100% of the flux and controls it, the geometry of the body itself shields the vision of the sources at certain angles for a glare-free and uniform illumination, perfect for the office.

Each optical unit works as a task light thanks to personal control, ensuring precise, uniform illumination of a high perceptive quality of the light on the desk surface.

The light can be adapted to the needs of each space and task according to activities and in harmony with natural light for a positive energy balance.

Recycled Material

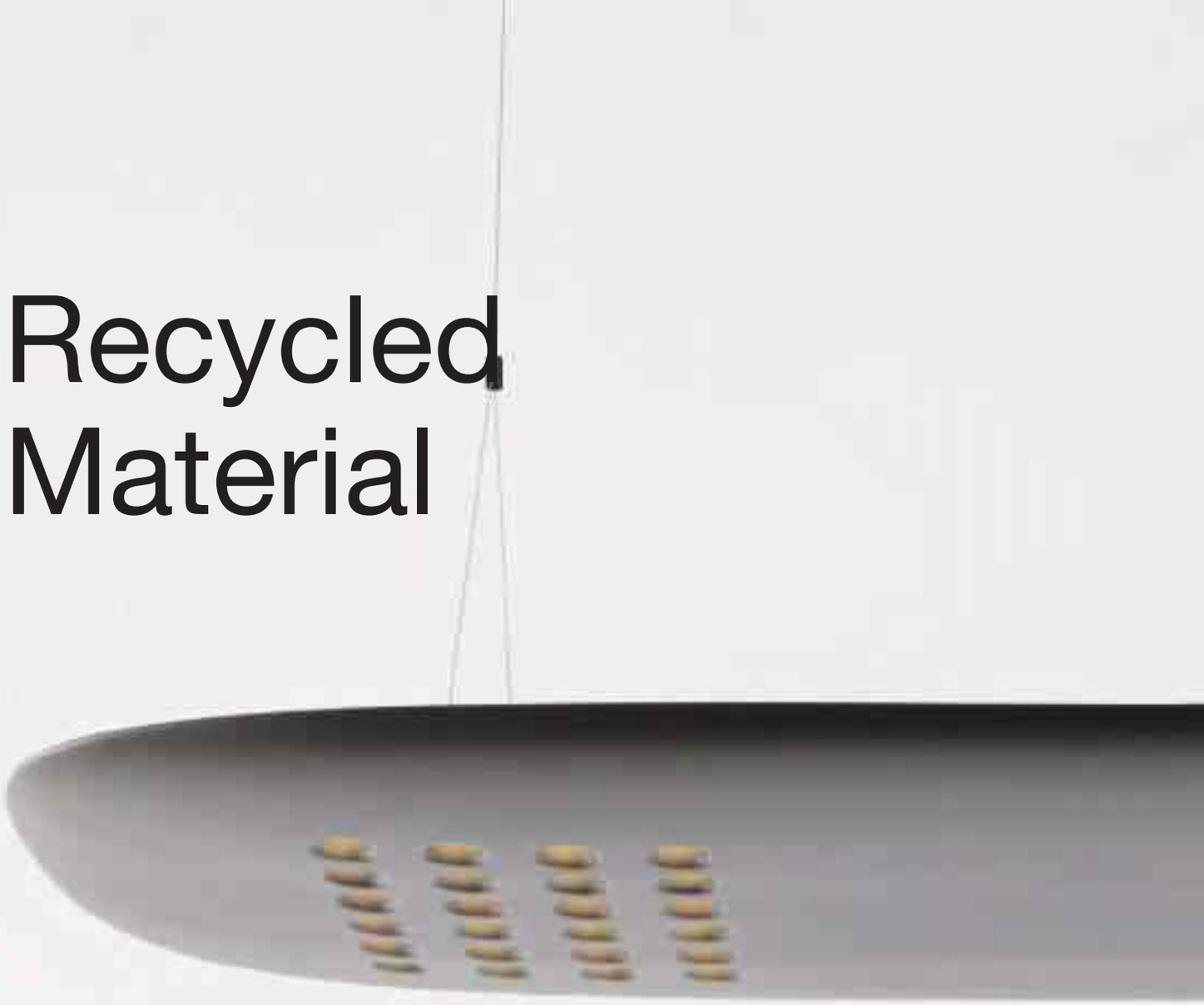

The shell of the product is crafted from an ABS compound incorporating post-consumer recycled (PCR) materials. This innovative blend is based on recycled polymers, offering a sustainable alternative to traditional plastic. By integrating at least 50% PCR content and giving new life to recycled materials, it significantly reduces the overall environmental impact.

This product embodies the perfect balance between functionality and eco-conscious practices, demonstrating that high-quality design can seamlessly coexist with environmental responsibility.



Recycled materials

Less use of virgin resources

Low consumption production

Recyclable

Less enviromental and climatic impact

Refractive elliptical lens

The lens is especially designed to intercept 100% of the flux emitted by the LED and control it with minimum dispersion so as to ensure high efficiency.

The lens is the primary optical system that collects and redirects the flux without intercepting the geometry of the body in which it is inserted, thus avoiding a deterioration in performance in terms of quantity and quality of light emission.

The special elliptical and tilted optical construction generate and asimmetrical emission perfect to light up two opposing work surfaces.

The shape of the lamp body itself act only as screens to avoid direct viewing of the LED from certain angles but do not affect the flux emitted, leaving a clean, pure light, whose characteristics are defined solely by the primary optics.

REFRACTIVE ELLIPTICAL LENS TECHNOLOGY

High power & performance

Light emission designed for double desk

Extreme glare control

UGR<16 for observer at desk position

CRI = 90

Good uniformity

Attention: orient the photometric solid toward the user.

Double emissions

Indirect light

1 light module

Direct light

2 lights modules

ALE.01

Dove Brown

CRI = 90

IP20

W	Flux	CCT	Colors	Dimmable DALI Code
2x14W direct 32W indirect	2x1584 lm direct 4475 lm indirect	3000K		**1075020A**
				1075010A
		4000K		**1075N20A**
				1075N10A

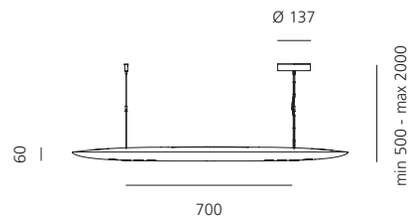

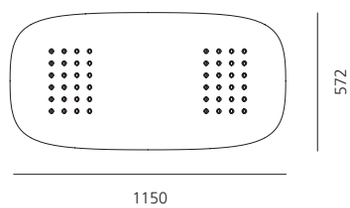



Dreispitz

Herzog & de Meuron
2023

Dreispitz is a pure element, a Euclidean geometric form that is not only scenographic but also absolutely professional in the light emission generated through its compositions.

A triangular central core houses the electronic components and can also accommodate management intelligence. On all three sides it supports light diffuser tubes that distribute the light emission softly and evenly in the space.

Intelligent modular construction allows the structure to be combined with an element featuring sharping controlled emission to respond to the needs of workplaces with controlled UGR.

Dreispitz is a functional solution that is nonetheless poetic thanks to the simplicity of its geometry and the freedom it allows to create graphic compositions that combine horizontal and vertical elements. It represents industrial intelligence that can be adapted to many different applications.

It can be a professional tool for office environments, a functional solution for the world of hospitality, a distinguishing feature for common areas, a unique piece that is both poetic and timeless, with the ability to blend seamlessly with any setting.

It is versatile and universal. It is an unadorned, essential element that nonetheless has a strong, recognisable identity.


ARTEMIDE
APP
For further information on Dreispitz
visit artemide.com

Dreispitz technologies combinations

3 Diffused emissions



Dreispitz suspension horizontal 120
104 x 99 x 1132 mm
h max 1800 mm
rose Ø137 mm
Total Power: 42W

Dreispitz suspension horizontal 150
104 x 99 x 1412 mm
h max 1800 mm
rose Ø137 mm
Total Power: 56W

2 Diffused emissions

Dreispitz suspension horizontal 120
78 x 99 x 1132 mm
h max 1800 mm
rose Ø137 mm
Total Power: 29W

Dreispitz suspension horizontal 150
78 x 99 x 1412 mm
h max 1800 mm
rose Ø137 mm
Total Power: 33W

1 Controlled emission

Dreispitz suspension horizontal 120
98 x 85 x 1132 mm
h max 1800 mm
rose Ø137 mm
Total Power: 19W

Dreispitz suspension horizontal 150
98 x 85 x 1412 mm
h max 1800 mm
rose Ø137 mm
Total Power: 23W

2 Diffused emissions
1 Controlled emission

Dreispitz suspension horizontal 120
98 x 99 x 1132 mm
h max 1800 mm
rose Ø137 mm
Total Power: 47W

Dreispitz suspension horizontal 150
98 x 99 x 1412 mm
h max 1800 mm
rose Ø137 mm
Total Power: 55W

DREISPITZ SUSPENSION

Silver Green Black

MacAdam 3SDCM
Diffused Emission:
Life L70 (9K) > 50000h
Controlled Emission:
Life L70 (17K) > 102000h
CRI = 90

IP20

*UGR < 19

DREISPITZ SUSPENSION HORIZONTAL

3 Diffused emissions					DALI & PUSH
Lenght	W	CCT	Flux	Color	Code
1200 mm	42W	3000K	4931 lm		**1850000A**
			4510 lm		**1850010A**
			4408 lm		**1850030A**
1500 mm	56W	3000K	6275 lm		**1851000A**
			5741 lm		**1851010A**
			5610 lm		**1851030A**

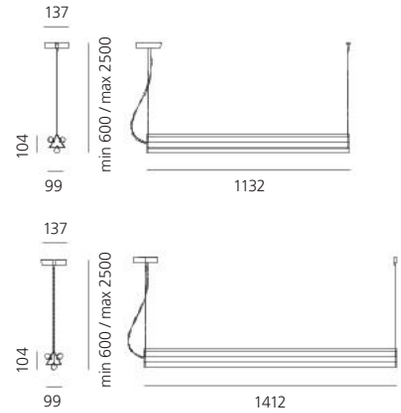

2 Diffused emissions					DALI & PUSH
Lenght	W	CCT	Flux	Color	Code
1200 mm	29W	3000K	3287 lm		**1852000A**
			3007 lm		**1852010A**
			2939 lm		**1852030A**
1500 mm	33W	3000K	4183 lm		**1853000A**
			3827 lm		**1853010A**
			3740 lm		**1853030A**

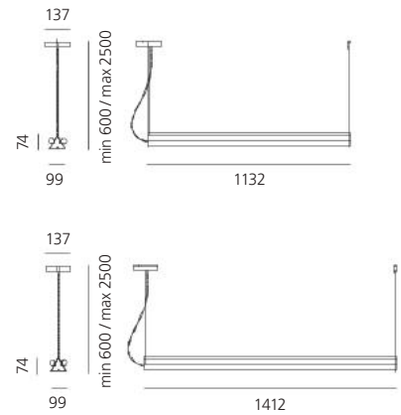

1 Controlled emission*					DALI & PUSH
Lenght	W	CCT	Flux	Color	Code
1200 mm	19W	3000K	1860 lm		**1854000A**
					1854010A
					1854030A
1500 mm	23W	3000K	2325 lm		**1855000A**
					1855010A
					1855030A

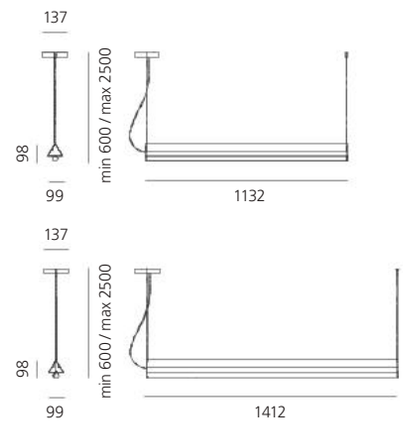

1 Controlled emission + 2 Diffused emissions					DALI & PUSH
Lenght	W	CCT	Flux	Color	Code
1200 mm	47W	3000K	5147 lm		**1856000A**
			4867 lm		**1856010A**
			4799 lm		**1856030A**
1500 mm	55W	3000K	6508 lm		**1857000A**
			6152 lm		**1857010A**
			6065 lm		**1857030A**

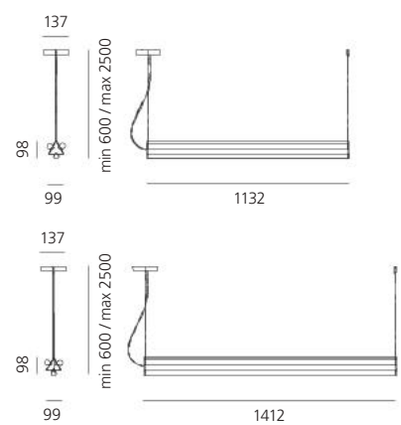

DREISPITZ SUSPENSION

Silver Green Black

MacAdam 3SDCM
Life L70 (6K) 50000h
CRI = 90

IP20

DREISPITZ SUSPENSION VERTICAL

3 Diffused emissions					DALI & PUSH
Lenght	W	CCT	Flux	Color	Code
900 mm	30W	3000K	3586 lm		**1858000A**
			3280 lm		**1858010A**
			3206 lm		**1858030A**
1200 mm	40W	3000K	4931 lm		**1859000A**
			4510 lm		**1859010A**
			4408 lm		**1859030A**



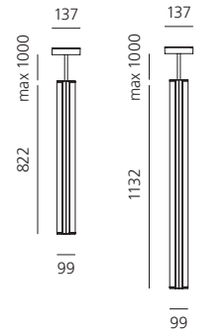

DREISPITZ WALL/CEILING

2 Diffused emissions					DALI & PUSH
Lenght	W	CCT	Flux	Color	Code
900 mm	20W	3000K	2391 lm		**1861000A**
			2187 lm		**1861010A**
			2137 lm		**1861030A**
1200 mm	28W	3000K	3287 lm		**1862000A**
			3007 lm		**1862010A**
			2939 lm		**1862030A**

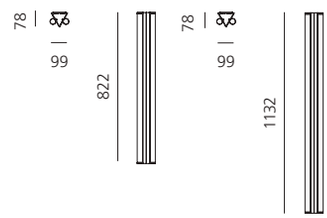

DREISPITZ FLOOR

Silver Green Black

MacAdam 3SDCM
Life L70 (6K) 50000h
CRI = 90

IP20

DREISPITZ FLOOR

3 Diffused emissions

W	CCT	Flux	Color	APP & PUSH Code
52W	3000K	6250 lm		**1860000APP**
		5720 lm		**1860010APP**
		5590 lm		**1860030APP**



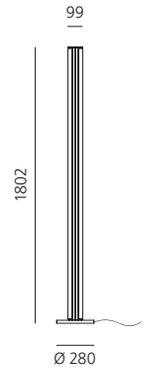

Eggboard

Progetto CMR - Giacobone & Roj
2014

ARTEMIDE
APP

Design Office Stuttgart tower, Stuttgart, Germany

For further information on Eggboard
visit artemide.com

Modellistica Giuntini office, Pisa, Italy, Ph. Piero Savorelli

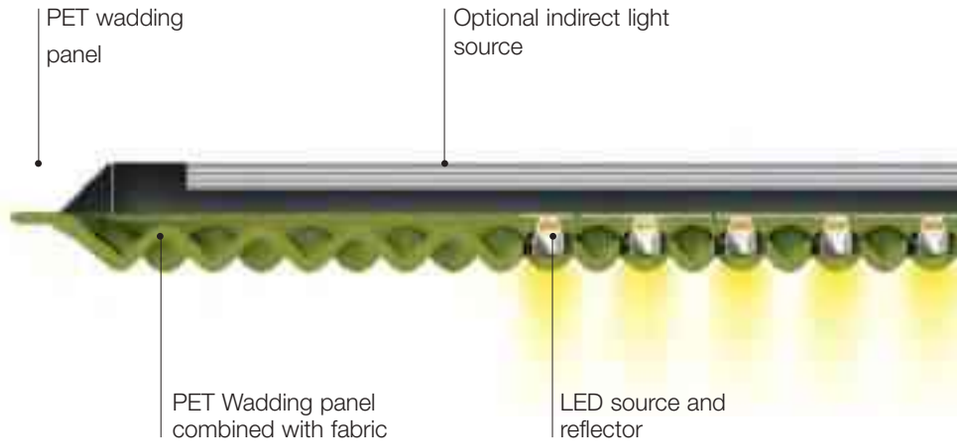



Rotating the elliptic-beam reflector along the Y axis allows to use the product to illuminate one workstation.

UGR<12

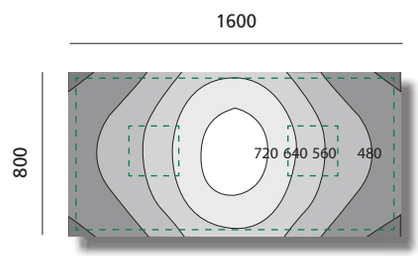

EGGBOARD MATRIX 2 DESK

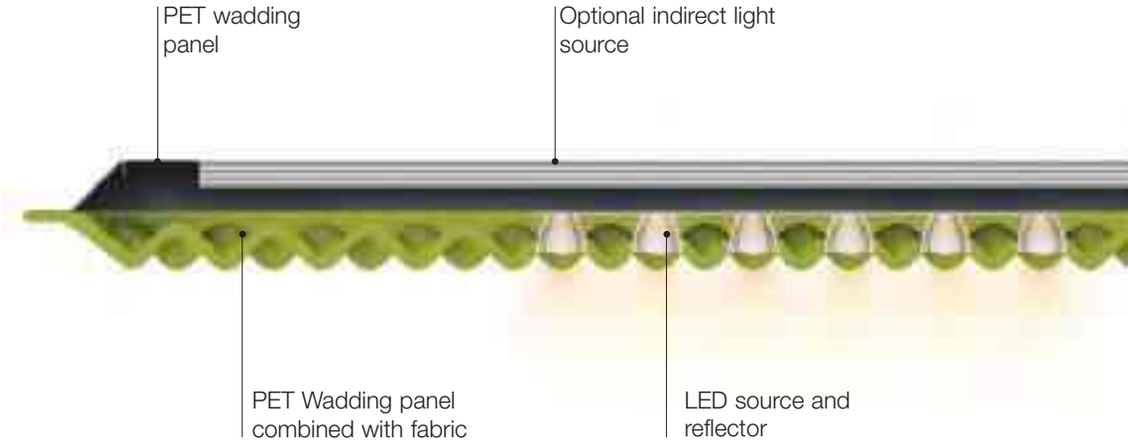

Rotating the elliptic-beam reflector along the X axis allows to use the product to illuminate two workstations.

UGR<17

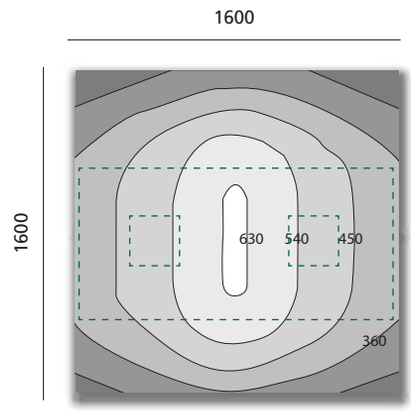



EGGBOARD ACOUSTIC PANEL



The sound-absorbing material acts by reducing the reverberation time (i.e. the time required to reduce any noise inside the room by 60 db, so as to ensure that any echoes due to reflections on the walls are inaudible).

The frequency of human voice typically ranges from 1 to 4 kHz.

The use of materials capable to reduce these frequencies allows better understanding of speech and prevents the need to talk loudly to cover the background noise.

The sound-absorbing appliance should be located 400-600 mm off the ceiling to ensure optimal operation.

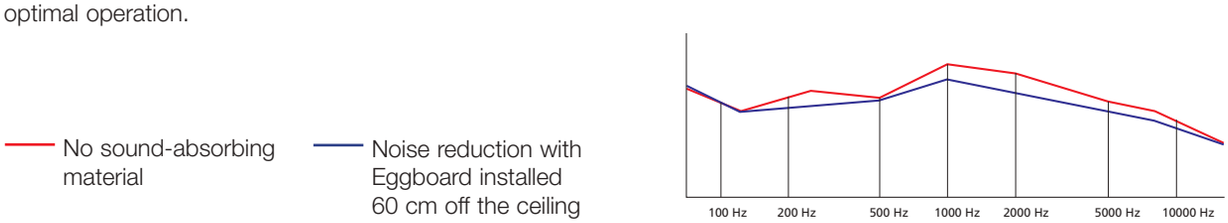

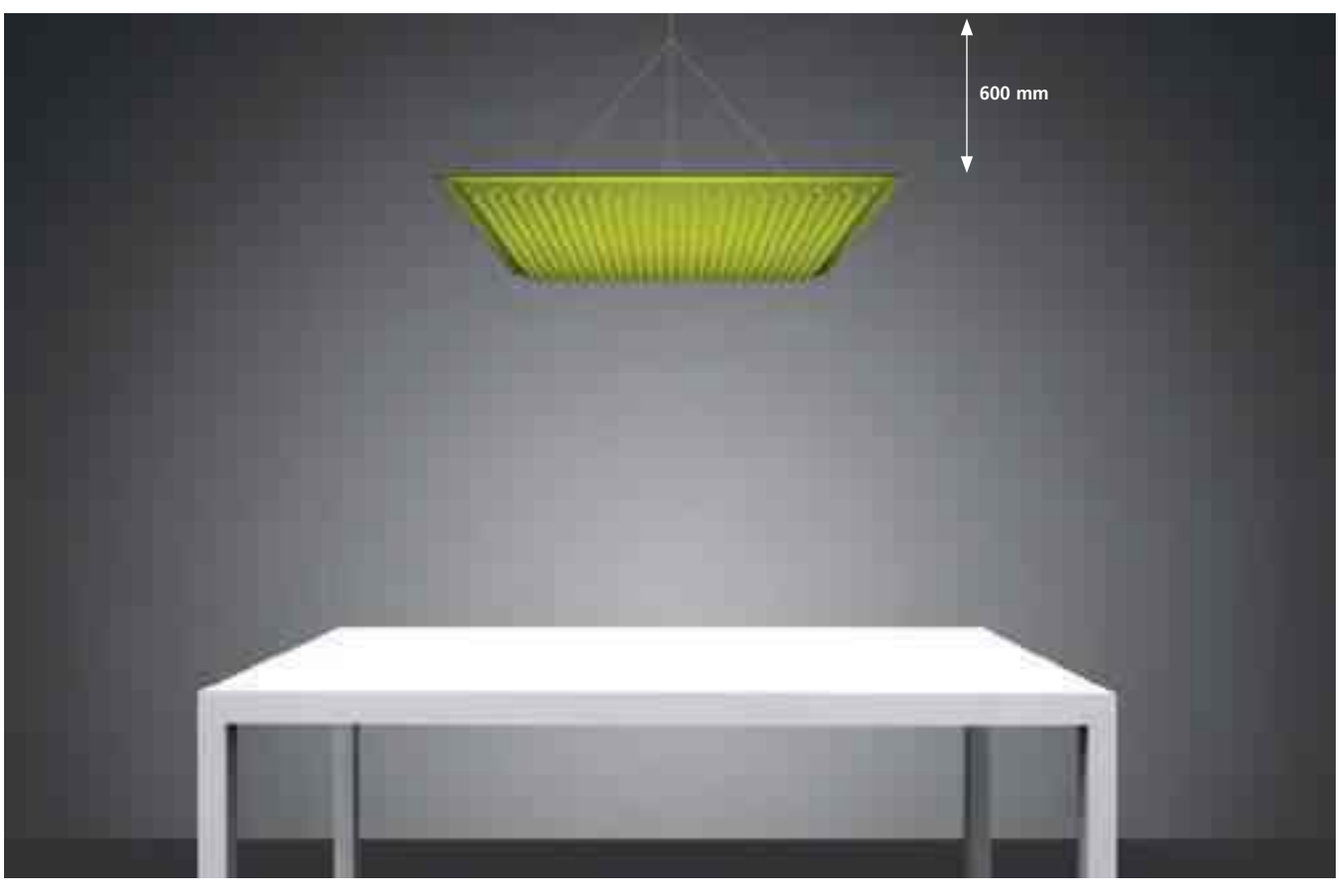

EGGBOARD MATRIX

White cream	Grey	Green	XF
2	9	5	

220/240Vac 50/60Hz electronic ballast included.

MacAdam 3SDCM
Direct 3000K:
Life L70(9K) > 50000h
Direct 4000K:
Life L70(10K) > 60000h
Indirect: Life L70 (17K) > 102000h

IP20
UGR<19
CRI = 90

1600x800

Direct

W	Weight	Beam	Flux	CCT	Dimmable DALI Code
31W	16,5 kg	XF	2982 lm	3000K	**M3100W.** 2/9/5 **.1**
			2892 lm	4000K	**M3100N.** 2/9/5 **.1**

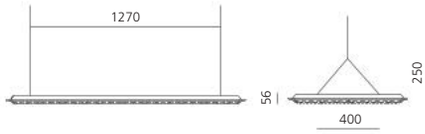

Direct + indirect

W	Weight	Beam	Flux	CCT	Dimmable DALI Code
31W direct	17,68 kg	XF	2982 lm direct 6286 lm indirect	3000K	**M3101W.** 2/9/5 **.1**
58W indirect			2892 lm direct 5190 lm indirect	4000K	**M3101N.** 2/9/5 **.1**

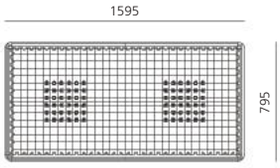

Without light

Weight	Code
10 kg	**M3108.** 2/9/5 **.0**

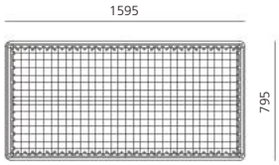

800x800

Direct

W	Weight	Beam	Flux	CCT	Dimmable DALI Code
16W	9,20 kg	XF	1491 lm	3000K	**M3102W.** 2/9/5 **.1**
			1446 lm	4000K	**M3102N.** 2/9/5 **.1**

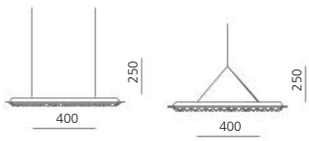

Direct + indirect

W	Weight	Beam	Flux	CCT	Dimmable DALI Code
16W direct 30W indirect	9,70 kg	XF	1491 lm direct 3214 lm indirect	3000K	**M3103W.** 2/9/5 **.1**
			1446 lm direct 2661 lm indirect	4000K	**M3103N.** 2/9/5 **.1**

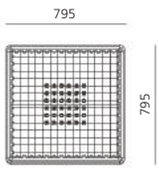

Without light

Weight	Code
5 kg	**M3109.** 2/9/5 **.0**

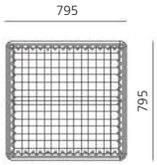

Eggboard baffle

Project CMR office, Milan, Italy, Ph. Andrea Martiradonna

EGGBOARD BAFFLE

White cream	Grey	Green	XF
2	9	5	

220/240Vac 50/60Hz electronic ballast included.
For the suspension installation, order the canopy for DALI dimming or the APP kit separately.
For the ceiling installation, order only the APP kit separately.

MacAdam 3SDCM
Direct: Life L90 (10K) > 60000h
CRI = 90
Indirect: Life L80 (10K) > 55000h
CRI = 80

IP20
UGR<19

1600x400 SUSPENSION / CEILING

Direct					Dimmable DALI
W	Emission	Beam	Flux	CCT	Code
21W	sharp	XF	1468 lm	3000K	**AZ212.** 21/91/51
			1521 lm	4000K	**AZ214.** 21/91/51

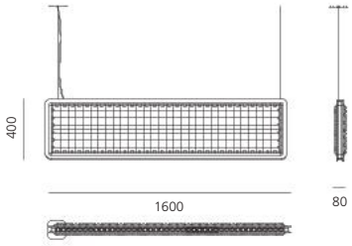

1600x400 SUSPENSION

Direct + indirect					Dimmable DALI
W	Emission	Beam	Flux	CCT	Code
21W	direct sharp	XF	1468 lm direct	3000K	**AZ222.** 21/91/51
32W	indirect diffused		3319 lm indirect		
			1521 lm direct	4000K	**AZ224.** 21/91/51
			3467 lm indirect		

800x400 SUSPENSION / CEILING

Direct					Dimmable DALI
W	Emission	Beam	Flux	CCT	Code
11W	sharp	XF	667 lm	3000K	**AZ112.** 21/91/51
			691 lm	4000K	**AZ114.** 21/91/51

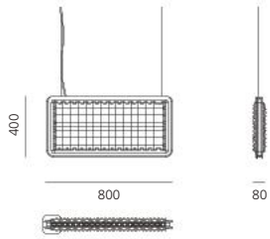

800x400 SUSPENSION

Direct + indirect					Dimmable DALI
W	Emission	Beam	Flux	CCT	Code
11W	direct sharp		667 lm direct	3000K	**AZ122.** 21/91/51
18W	indirect diffused	XF	1660 lm indirect		
			691 lm direct	4000K	**AZ124.** 21/91/51
			1734 lm indirect		

Accessories	Code
Canopy + 1 power cable L = 2100 mm, dimmable DALI only for suspension	**AZ92000**
APP power supply kit for suspension + 1 power cable L = 2100 mm (BLL DALI interface included)	**AZ92100**
BLL DALI interface for APP	**AZ92200**

Dimming	Ceiling installation	Suspension installation
ND	**unnecessary**	**-**
DALI	**unnecessary**	**AZ92000**
APP	**AZ92200**	**AZ92100**

Project CMR office, Milan, Italy, Ph. Andrea Martiradonna



EGGBOARD BAFFLE ACOUSTIC PANEL

White cream	Blue	Green
21	**81**	**51**

SUSPENSION / CEILING

Acoustic panel without light	Code
1600 x 800 mm	**AZ300.** 21/91/51
1600 x 400 mm	**AZ200.** 21/91/51

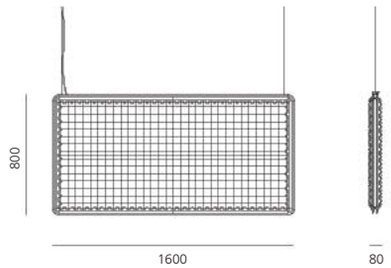

WALL/CEILING

Acoustic panel without light	Code
1600 x 800 mm	**AZ800.** 21/91/51
1600 x 400 mm	**AZ700.** 21/91/51
800 x 800 mm	**AZ600.** 21/91/51
800 x 400 mm	**AZ500.** 21/91/51

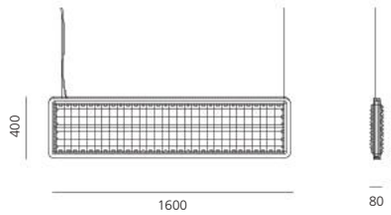

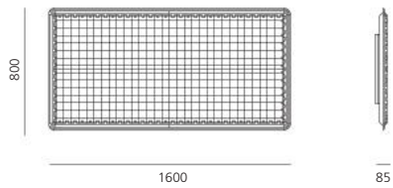

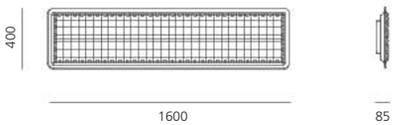

Eggboard circle

EGGBOARD CIRCLE COMPOSITION

BLL interface
for APP
Dimmable DALI

Code example
EG90000APP

Ceiling rose
with driver
White glossy

Code example
EG. 10/20. 821

Light engine
Ø 630 mm
Ø 930 mm

Acoustic panel
Ø 630 mm
Ø 930 mm

Code example
EG. 10/20. 010

EGGBOARD CIRCLE

White cream	Blue	Green	CRI = 90	IP20
21	81	51		

Ø 630 mm

Direct / Direct + indirect emission			Dimmable DALI
W	Flux	CCT	Code
53W	6229 lm direct	3000K	**EG10010**
	6370 lm direct	4000K	**EG10110**
53W 28W	6229 lm direct 3990 lm indirect	3000K	**EG11010**
	6370 lm direct 4021 lm indirect	4000K	**EG11110**

Acustic panel	
Colour	Code
Withe cream	EG10821
Blue	EG10851
Green	EG10881

Ø 930 mm

Direct / Direct + indirect emission			Dimmable DALI
W	Flux	CCT	Code
80W	11384 lm direct	3000K	**EG20010**
	11645 lm direct	4000K	**EG20110**
80W 27W	11384 lm direct + 4047 lm indirect	3000K	**EG21010**
	11645 lm direct + 4078 lm indirect	4000K	**EG21110**

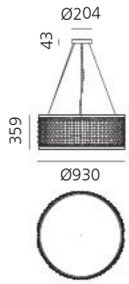

Acoustic panel	
Color	Code
White cream	EG20821
Blue	EG20851
Green	EG20881

Accessories	
	Code
BLL interface for APP L = 2100 mm dimmable DALI	**EG90000APP**

Flexia

Mario Cucinella
2020

High-end and innovative technology
Perfectly transparent extracting light surface

UGR<19
Optimal glare control in any different position

Maximum efficiency and uniformity
Uniform and diffuse light suitable for workplaces

PATENT OF INVENTION: OPTICS

ARTEMIDE
APP

For further information on Flexia
visit artemide.com



Acoustic quality

The acoustic panel section controls reverberation, absorbing the sound waves reflected in the environment.

Shape, materials and density are selected to work mainly on the frequencies of human speech.

The result is beauty that derives from a parametric and functional intelligence.

Controlled light performance

The Discovery patented technology applied in Flexia produces a diffused, uniform, comfortable emission that also respects UGR standards for use in workspaces in any installation position.

It is a technical performance expressed through emotional perception and the magical quality of transparency.

Artemide's ability looks beyond traditional concepts and interprets technology in a way that is beneficial to our well-being.

Flexia has a reduced energy footprint, high efficiency and flexible control for environmental friendly use.

The possibility of controlling the emission with Artemide App encourages users to adopt an increasingly conscious use of light.

Flexia shows how the sustainability of a building can also be achieved starting from the elements that animate the spaces.

Flexible wings

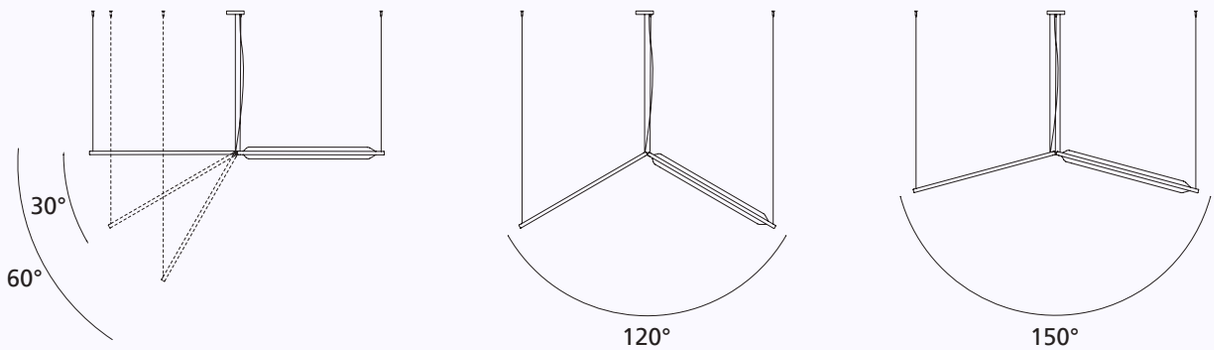



Flexia's flexible wings are equipped with a rotation mechanism that goes from 0 to 30° and 60°.

The many possible inclinations and positions can help in calibrating light and acoustic interaction with the environment.

FLEXIA

Green Blue Red

The APP driver can not be controlled by DALI dimming system and viceversa.

MacAdam 3SDCM
Life L90 (6K) 50000h
CRI = 90

IP20

FLEXIA SUSPENSION

W	CCT	Flux	Color	Code
65W	3000K	6475 lm		**CC10000**
				CC10300
				CC10400



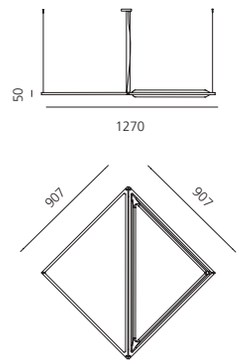

FLEXIA WALL

W	CCT	Flux	Color	Code
65W	3000K	6475 lm		**CC60000**
				CC60300
				CC60400

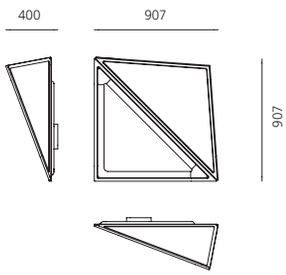

DRIVER

Power Units	Vac	L_{mm}	W_{mm}	H_{mm}	Dimming	Code
65W	220-240	400	110	50	DALI / 1-10 / Push	**CC90000**
65W	220-240	400	110	50	APP - suspension	**CC90000APP**

La Linea

BIG
2019

La Linea turns light into an ideal fixture for outdoor spaces, architectures, parks, or public and urban areas to requalify common spaces, create social and engaging landscapes, and promote relations between people and their surroundings.

For further information on La Linea
visit artemide.com

“The flexibility enables us to move and interact with the environment in new and unpredicatable ways.
The possiblities are endless!”

BIG - Bjarke Ingels Group



La Linea is flexible

La Linea is a flexible tube of light, capable of freely turning in space according to undefined geometries. Its design brings together several types of intelligence connected with optical, material, mechanical, and manufacturing principles, as well as sustainable values that address every stage of the product's life cycle.

LA LINEA

White

Driver supplied separately.

Product code includes fixing supports for wall/ceiling installation, additional supports available separately under specific code.

MacAdam 2SDCM
Life L70 (6K) 36000h
CRI = 95

IP65

LA LINEA 2,5 m

La Linea				Dimmable
Length	W	Flux	CCT	Code
2500 mm + fixing kit includes 5 pcs	13,2W/m	960 lm/m	3000K	**T4601010**

Ø 40

DRIVER

Power	Vac	Lmm	Wmm	Hmm	IP	Class	Dimming	Code
90W	210-240	250	63	38	65		0-10 / On-Off	**DV1075**
90W	210-240	250	63	38	65		DALI / On-Off	**DV1076**
90W	110-240	250	100	52	20		PUSH & APP	**DV1075APP**

POWER KIT

Power	Vac	Lmm	Wmm	Hmm	IP	Class	Dimming	Code
96W	110-240	400	110	52	20		Undimerable	**A4681210**
96W	110-240	400	110	52	20		DALI / 0-10 / PUSH	**A4681010**
96W	110-240	400	110	52	20		PUSH & APP	**A4681010APP**
96W	110-240	400	104	61	65		PUSH & APP	**T4681010APP**

ADDITIONAL FIXING SUPPORTS

	Code
Plastic wall/ceiling fixing supports (5 pcs) for indoor	**R305151**
Metallic wall/ceiling fixing supports (5 pcs) for outdoor	**R304975**

For total adhesion to surfaces the ideal distance between supports is 0,6 m.

Private villa, Catania, Italy, Ph. Federico Villa

Private residence, Santa Margherita (Genova), Italy,
Ph. Federico Villa

LA LINEA

White

Driver supplied separately.

Product code includes fixing supports for wall/ceiling installation, additional supports available separately under specific code.

MacAdam 2SDCM
Life L70 (6K) 36000h
CRI = 95

IP65

LA LINEA 5 m

La Linea				Dimmable
Length	W	Flux	CCT	Code
5000 mm	13,2W/m	960 lm/m	3000K	**T4600010**

+ fixing kit includes 10 pcs

Ø 40

DRIVER

Power	Vac	L_{mm}	W_{mm}	H_{mm}	IP	Class	Dimming	Code
120W	220-240	300	40	30	20		On-Off	**DV1033**
90W	210-240	250	63	38	65		0-10 / On-Off	**DV1075**
90W	210-240	250	63	38	65		DALI / On-Off	**DV1076**
90W	110-240	250	100	52	20		Push & APP	**DV1075APP**

POWER KIT

Power	Vac	L_{mm}	W_{mm}	H_{mm}	IP	Class	Dimming	Code
96W	110-240	400	110	52	20		Undimmable	**A4681210**
96W	110-240	400	110	52	20		DALI / 0-10 / Push	**A4681010**
96W	110-240	400	110	52	20		Push & APP	**A4681010APP**
96W	110-240	400	104	61	65		Push & APP	**T4681010APP**

ADDITIONAL FIXING SUPPORTS

	Code
Plastic wall/ceiling fixing supports (5 pcs) for indoor	**R305151**
Metallic wall/ceiling fixing supports (5 pcs) for outdoor	**R304975**

For total adhesion to surfaces the ideal distance between supports is 0,6 m.

La Linea recessed & SMD

With the new recessed accessories La Linea can be suspended from the extremities and can freely define the softly curving geometries during installation in the space.

LA LINEA RECESSED

White

Driver supplied separately.

Product code includes fixing supports for wall/ceiling installation, additional supports available separately under specific code.

MacAdam 2SDCM
Life L70 (6K) 36000h
CRI = 95

IP65

TRIM

	Length	W	Flux	CCT	Code
La Linea trim + 2 kit recessed + fixing kit (5 pcs)	2500 mm	13,2W/m	960 lm/m	3000K	**T4601210**
La Linea trim + 2 kit recessed + fixing kit (10 pcs)	5000 mm	13,2W/m	960 lm/m	3000K	**T4600410**

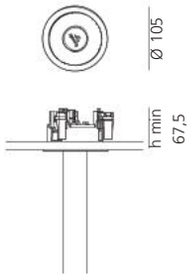

TRIMLESS

	Length	W	Flux	CCT	Code
La Linea trim + 2 kit recessed + fixing kit (5 pcs)	2500 mm	13,2W/m	960 lm/m	3000K	**T4601110**
La Linea trim + 2 kit recessed + fixing kit (10 pcs)	5000 mm	13,2W/m	960 lm/m	3000K	**T4600310**

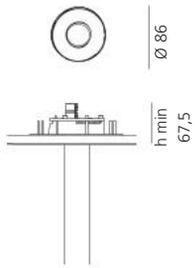

LA LINEA SMD

	Length	W	Flux	CCT	Code
La Linea + 2 kit SMD + fixing kit (5 pcs)	2500 mm	13,2W/m	960 lm/m	3000K	**T4601310**
La Linea + 2 kit SMD + fixing kit (10 pcs)	5000 mm	13,2W/m	960 lm/m	3000K	**T4600510**

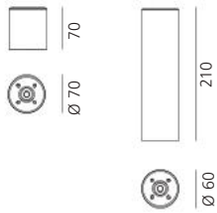

DRIVER

Power	Vac	L_{mm}	W_{mm}	H_{mm}	IP	Class	Dimming	Code
120W	220-240	250	63	38	20	⏚	On-Off	**DV1033**
90W	210-240	250	63	38	65	⏚	On-Off	**DV1075**
90W	210-240	250	63	38	65	⏚	DALI / On-Off	**DV1076**
90W	110-240	250	100	52	20	⏚	Push & APP	**DV1075APP**

ADDITIONAL FIXING SUPPORTS

	Code
Plastic wall/ceiling fixing supports (5 pcs) for indoor	**R305151**
Metallic wall/ceiling fixing supports (5 pcs) for outdoor	**R304975**

For total adhesion to surfaces the ideal distance between supports is 0,6 m.

Private residence, Meda, Italy, Ph. Arch. Marco Cattaneo

La Linea suspended back bone

La Linea is a basic principle that generates an open system and a comprehensive relation with space and humans.

It easily fits into indoor and outdoor spaces by leveraging on an unprecedented combination of factors, including quality of light, IP protection grade, flexibility, modularity.
BIG's idea is once again transposed, thanks to the know-how of Artemide, into a product that looks basic but it is rich of technological innovation.

Back Bone is a line with an aluminum back bone is possible to suspend La Linea modules creating linear or curved geometries in custom composition.

Private villa, Catania, Italy, Ph. Federico Villa

La Linea 25

BIG
2022

La Linea 25 increasingly becomes a communicative as well as a functional tool, adding values and meanings to its light through the expressiveness of its graphic sign.

It has excellent light performance in terms of quantity and quality, allowing not only the characterisation of a space but also its correct lighting.

The slim section with lengths of 5, 10 and 20 meters can be overlapped to create weaving and leaving the freedom to follow complex geometries like figures created by a single line. It combines innovation with emotion, liaising with man-built and natural spaces in which it is applied. It is sustainable, reconfigurable and long-lasting.

La Linea 25
Ø25 x 5000 /10000 / 20000 mm
Total Power: 12,5W/m
(from -20°C to +40°C)
IP65

ARTEMIDE
APP



LA LINEA 25

White

Driver supplied separately.

Product code includes fixing supports for wall/ceiling installation, additional supports available separately under specific code.

MacAdam 3SDCM
Life L70 (6K) 36000h
CRI = 90

IP65

LA LINEA 25 5 m

Length	W	Flux	CCT	Dimmable Code
5000 mm + fixing kit (11 pcs)	12,5W/m	950 lm/m	3000K	**T4620010**

Ø 25

LA LINEA 25 10 m

Length	W	Flux	CCT	Dimmable Code
10000 mm + fixing kit (21 pcs)	12,5W/m	950 lm/m	3000K	**T4621010**

Ø 25

DRIVER

Power	Vac	L_{mm}	W_{mm}	H_{mm}	IP	Class	Dimming	Code
200W	100-305	250	68	40	65		0-10 / On-Off	**DV1105**
200W	100-305	255	68	40	65		DALI	**DV1106**
200W	100-240	240	68	40	65		Push & APP	**DV1105APP**

POWER KIT SMD

Power	Vac	L_{mm}	W_{mm}	H_{mm}	IP	Class	Dimming	Code
200W	90-305	400	110	52	20		0-10 / On-Off	**T4691010**
200W	90-305	400	110	52	20		DALI	**T4691110**
200W	90-305	400	110	52	20		Push & APP	**T4691010APP**

LA LINEA 25 20 m

Length	W	Flux	CCT	Dimmable Code
20000 mm + fixing kit (64 pcs)	12,5W/m	950 lm/m	3000K	**T4622010**

Ø 25

DRIVER

Power	Vac	L_{mm}	W_{mm}	H_{mm}	IP	Class	Dimming	Code
320W	90-305	250	68	40	65		On-Off	**DV1107**
320W	100-240	250	68	40	65		DALI	**DV1108**
320W	90-305	250	68	40	20		Push & APP	**DV1107APP**

ADDITIONAL FIXING SUPPORTS

	Code
Plastic wall/ceiling fixing supports (10 pcs) for indoor	**AS22140622**

For total adhesion to surfaces the ideal distance between supports is 0,5 m.

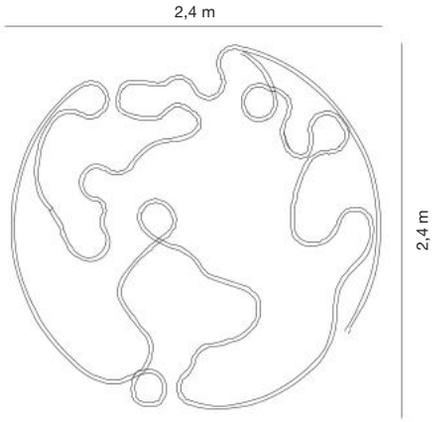

LA LINEA 25 - EARTH

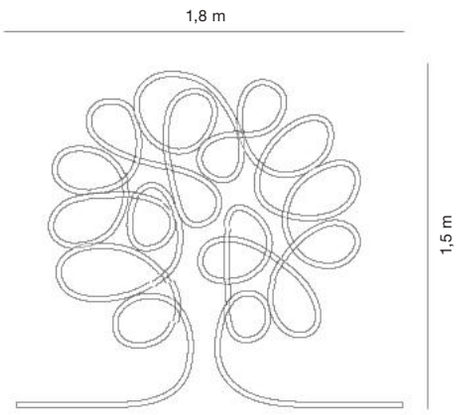

LA LINEA 25 - TREE

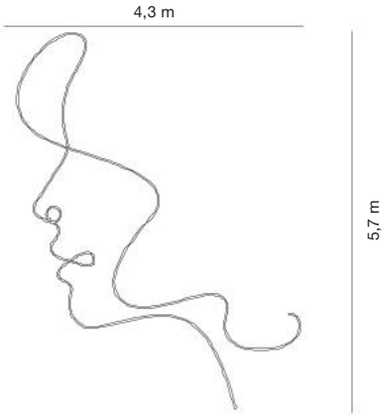

LA LINEA 25 - FACE

Download templates on
artemide.com

Mouette

Wilmotte & Industries
2004



Suspension light fitting with diffused emission.

Versions: Mouette symmetric, Mouette asymmetric.

Solid opal diffuser in moulded polypropylene.

Luminous flux distribution:
74% in direct emission,
26% in indirect emission.

DALI dimmable.

The light fitting is equipped with quick-adjustment steel suspension cables, ceiling plate and power cable.

Cable length: Mouette: 2 m or 6 m,
Mouette mini: 2 m.

For further information on Mouette
visit artemide.com

ARTEMIDE
APP
on request

MOUETTE

MacAdam 3SDCM
Life L70 (9K) 50000h
CRI = 80

IP20 / **IP**40
750°

MOUETTE SYMMETRIC

					Undimmable	**DALI dimmable**
W	Flux	CCT	Weight	Cable length	Code	Code
135W	12215 lm	3000K	8,50 kg	1900 mm	**AK00400**	**AK00300**
			8,60 kg	5900 mm	**AK10400**	**AK10300**

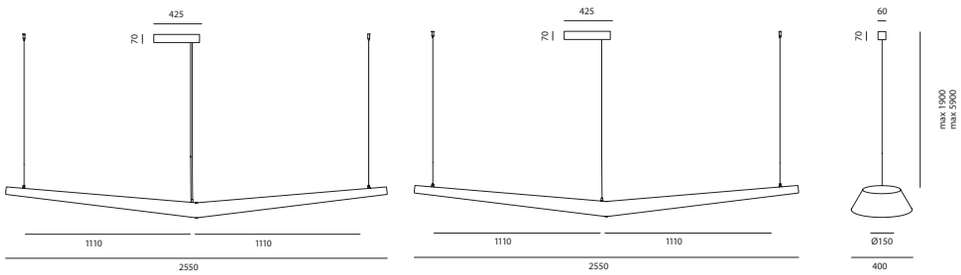

MOUETTE SYMMETRIC

					Undimmable	**DALI dimmable**
W	Flux	CCT	Weight	Cable length	Code	Code
68W	6107 lm	3000K	5,40 kg	1900 mm	**AK00200**	**AK00100**
			5,50 kg	5900 mm	**AK10200**	**AK10100**

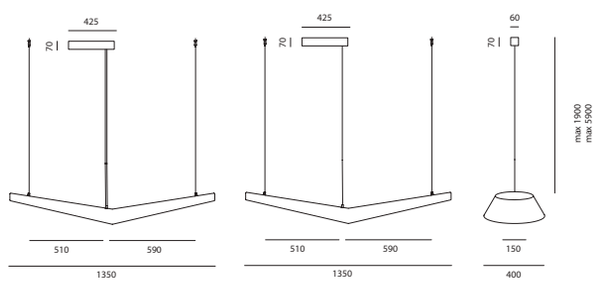

MOUETTE ASYMMETRIC

					Undimmable	**DALI dimmable**
W	Flux	CCT	Weight	Cable length	Code	Code
85W	8186 lm	3000K	6,80 kg	1900 mm	**AK00600**	**AK00500**
			6,90 kg	5900 mm	**AK10600**	**AK10500**



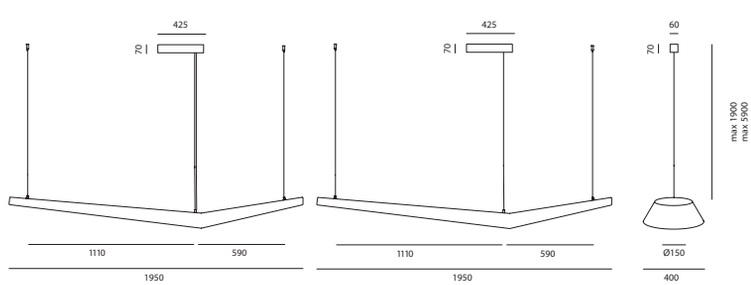

Lycèe HotelierArgeles, Argeles, France, Ph. Serge Demailly

For further information on Nur 1618 acoustic
visit artemide.com

ARTEMIDE
APP

Nur 1618 acoustic

Ernesto Gismondi
2016

Suspension appliance with sound-absorbing properties: the material's characteristics and the geometry of the dome reduce the reverberation time capturing soundwaves.

The sound-absorption effect is optimized for the frequencies of human voice.

Direct and indirect emission.

Two-colours: white inside optimizes light diffusion.

NUR 1618 ACOUSTIC

Dark grey **00**

White **20**

XF

MacAdam 2SDCM
Life L70 (11K) 61000h
CRI = 90

IP20

W	Flux	CCT
80W	6151 lm	3000K

Code
A2437. 00/20

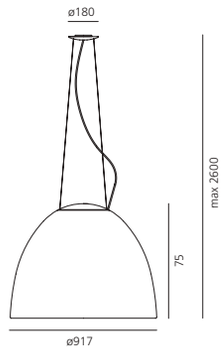

Nur 1618 acoustic is also WHITE INTEGRALIS (see pag. 742)

Didactic Room, Biennale di Venezia, Venice, Italy



Tagora

S. & R. Cornelissen
2008

For further information on Tagora
visit artemide.com

ARTEMIDE
APP
Not for Tagora 80 ceiling version

Tagora recessed



Series of ceiling mounted luminaires available in 4 diameters (80 mm, 270 mm, 570 mm, 970 mm), using high-output LEDs, Retrofit LEDs.

Consists of a trimless recessed frame fitted into the ceiling and an optical unit with an aluminium body painted in a range of colours.

Tagora 80 and 270 offer high-output spot light with aluminium optics.

Tagora 270 LED uses a proprietary system based on a hybrid combined lens and reflector optic. This system helps to create defined narrow beams using high-powered LED modules of large dimensions.

Tagora 570 and 970 cone with a PMMA diffuser, offering a comfortable diffused light, use high-output sources.

Integrated electronic power supply, dimmable or non-dimmable options, depending on the version.

Only ceiling recessed installation allowed.

TAGORA RECESSED

Orange	White	Blue	Green	FL	WF	XF	Light source integrated LED	IP20
16	**01**	**02**	**09**					960°
1.	**2.**	**3.**	**4.**					

TAGORA RECESSED 80

W	Weight	Beam	Flux	CCT	Code
10W	0,35 kg	WF 31°	1212 lm	3000K	**AB001.** 16/01/09/02
			1290 lm	4000K	**AB004.** 16/01/09/02
		WF 38°	1257 lm	3000K	**AB002.** 16/01/09/02
			1338 lm	4000K	**AB005.** 16/01/09/02
		XF 51°	1247 lm	3000K	**AB003.** 16/01/09/02
			1326 lm	4000K	**AB006.** 16/01/09/02



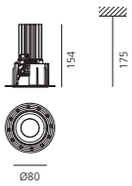

⌀ 92 mm

MacAdam 3SDCM
Life L70 (9K) 50000h
CRI = 90

Power supply unit 300mA supplied separately.

Driver	Va	L_{mm}	W_{mm}	H_{mm}	n°device	Code
cc 16W 500mA	220-240	156	52	26	1 max DALI dimmable	**M077401**

TAGORA RECESSED 80

LED (GU10)	Weight	Code
220 V 240 V*	0,35 kg	**M0202.** 1/2/3/4 **.0**

*max 81mm (overall).
Light source max 7W (not included).

TAGORA RECESSED 270

W	Weight	Beam	Flux	CCT	DALI Code
34W	3,80 kg	FL 16°	1804 lm	3000K	**M2504.** 1/2/3/4 **.1**
			1926 lm	4000K	**M2505.** 1/2/3/4 **.1**
		WF 32°	1636 lm	3000K	**M2506.** 1/2/3/4 **.1**
			1744 lm	4000K	**M2507.** 1/2/3/4 **.1**

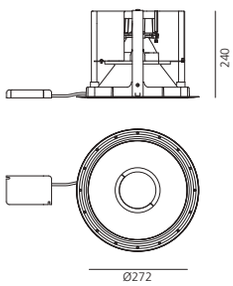

⌀ 292 mm

MacAdam 1SDCM
Life L70 (9K) 50000h
CRI = 90

220/240Vac 50/60Hz power supply unit included. Dimmable DALI-SwitchDim.
Supply voltage 220-240V. Insulation class II. SELV. IP20.

TAGORA RECESSED

Orange	White	Blue	Green
16	**01**	**02**	**09**
1.	**2.**	**3.**	**4.**

FL WF XF

Light source integrated LED
MacAdam 3SDCM

IP20

960°

TAGORA RECESSED 570

W	Weight	Beam	Flux	CCT	DALI-SwitchDim Code
54W	6,35 kg	XF	4077 lm*	3000K	**M2502.** 1/2/3/4 **.1**
			4372 lm*	4000K	**M2503.** 1/2/3/4 **.1**

⌀ 606 mm

Life L70 (11K) 69000h
CRI = 90

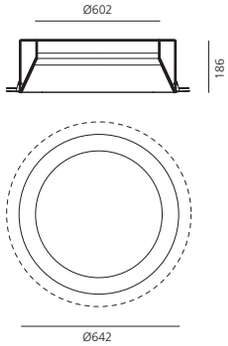

* white version

220/240Vac 50/60Hz power supply unit included. Dimmable DALI-SwitchDim.
Supply voltage 220-240V. Insulation class II. SELV. IP20.

TAGORA RECESSED 970

W	Weight	Beam	Flux	CCT	DALI-SwitchDim Code
84W	21 kg	XF	6630 lm*	3000K	**M2500.** 1/2/3/4 **.1**
			6947 lm*	4000K	**M2501.** 1/2/3/4 **.1**

⌀1002 mm

Life L70 (12K) 70000h
CRI = 80

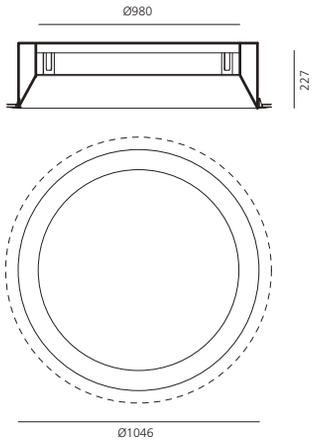

* white version

220/240Vac 50/60Hz power supply unit included. Dimmable DALI-SwitchDim.
Supply voltage 220-240V. Insulation class II. SELV. IP20.

BASF Lukids - Ludwigshafen, Germany, Project by Sander Hofrichter,
Ph. Lioba Schneider

Tagora ceiling

Series of ceiling mounted luminaires available in 4 diameters (80 mm, 270 mm, 570 mm, 970 mm), using high-output LEDs, Retrofit LEDs.

Aluminium body available in different two-coloured versions: beige/white, grey/white, black/orange, black/green and black/blue.

Tagora 80 and 270 offer high-output spot light with aluminum optics.

Tagora 270 LED uses a proprietary system based on a hybrid combined lens and reflector optic. This system helps to create defined narrow beams using high-powered LED modules of large dimensions.

Tagora 570 and 970 come with a PMMA diffuser, offering a comfortable diffused light. LED versions use high-output sources.

Integrated electronic power supply, dimmable or non-dimmable options, depending on the version.

Only ceiling mounted installation allowed.

TAGORA CEILING

Orange Black	Beige White	Blue Black	Green Black	Grey White
57	**52**	**58**	**59**	**56**
1.	**2.**	**3.**	**4.**	**6.**

FL WF XF

220/240Vac 50/60Hz
Power supply unit included.

IP20 / IP40
960°

TAGORA CEILING 80

W	Weight	Beam	Flux	CCT	Undimmable Code	DALI dimmable Code
12W	1,15 kg	WF 31°	1212 lm	3000K	**AB061.** 52/56/57/58/59	**AB081.** 52/56/57/58/59
			1290 lm	4000K	**AB064.** 52/56/57/58/59	**AB084.**52/56/57/58/59
		WF 38°	1257 lm	3000K	**AB062.** 52/56/57/58/59	**AB082.**52/56/57/58/59
			1338 lm	4000K	**AB065.** 52/56/57/58/59	**AB085.** 52/56/57/58/59
		XF 51°	1247 lm	3000K	**AB063.** 52/56/57/58/59	**AB083.** 52/56/57/58/59
			1326 lm	4000K	**AB066.** 52/56/57/58/59	**AB086.**52/56/57/58/59

Power supply unit included.

IP20
MacAdam 3SDCM
Life L70 (9K) 50000h
CRI = 90

LED (GU10)	Weight	Code
220 V 240 V*	0,98 kg	**M0189.** 1/2/3/4/6 **.0**

*Max 81mm (overall).
Light source max 7W (not included).

TAGORA CEILING 270

W	Weight	Beam	Flux	CCT	DALI dimmable Code
32W	3,74 kg	FL 16°	1804 lm	3000K	**M2484.** 1/2/3/4/6 **.1**
			1926 lm	4000K	**M2485.** 1/2/3/4/6 **.1**
		WF 32°	1636 lm	3000K	**M2486.** 1/2/3/4/6 **.1**
			1744 lm	4000K	**M2487.** 1/2/3/4/6 **.1**

Power supply unit included.



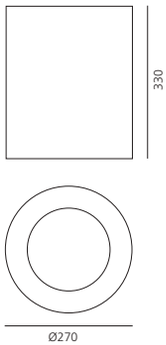

IP20
MacAdam 1SDCM
Life L70 (9K) 50000h
CRI = 90

TAGORA CEILING 570

W	Weight	Beam	Flux*	CCT	DALI dimmable Code
54 W	4,90 kg	XF	4077 lm	3000K	**M2482.** 1/2/3/4/6 **.1**
			4372 lm	4000K	**M2483.** 1/2/3/4/6 **.1**

* Beige/white and grey/white versions.
Power supply unit included.

Tagora 570 is also PURE INTEGRALIS (see pag. 750)

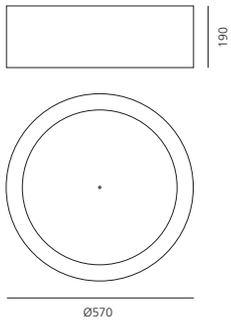

IP40
MacAdam 3SDCM
Life L70 (11K) 69000h
CRI = 90

TAGORA CEILING 970

W	Weight	Beam	Flux	CCT	DALI dimmable Code
84 W	16,24 kg	XF	6630 lm	3000K	**M2480.** 1/2/6 **.1** 3/4 **.1**
			6947 lm	4000K	**M2481.** 1/2/6 **.1** 3/4 **.1**

* Beige/white and grey/white versions.
Power supply unit included.

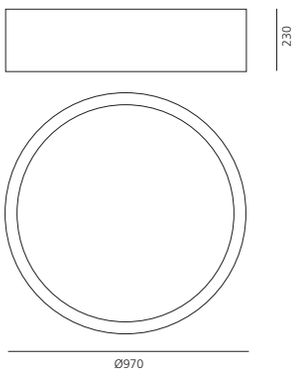

IP40
MacAdam 3SDCM
Life L70 (12K) 70000h
CRI = 80

Vodafone Campus, Dusseldorf, Germany

Tagora suspension

Series of suspended luminaires available in 4 diameters (80 mm, 270 mm, 570 mm, 970 mm), using high-output LEDs, Retrofit LEDs.

Aluminium body available in different two-coloured versions: beige/white, grey/white, black/orange, black/vert and black/blue.

Steel suspension cables allowing quick adjustment, 2 meters length.

Tagora 80 and 270 offer a high-output spot light with aluminum optics.

Tagora 270 uses a proprietary system based on a hybrid combined lens and reflector optic. This system helps to create defined narrow beams using high-powered LED modules of large dimensions.

Tagora 570 and 970 come with a PMMA diffuser, offering a comfortable diffused light. LED versions use high-output sources.

Integrated electronic power supply, dimmable or non-dimmable options, depending on the version.

TAGORA SUSPENSION

Orange Black	Beige White	Blue Black	Green Black	Grey White	FL	WF	XF	220/240Vac 50/60Hz Power supply unit included.	IP20 960°
57 **1.**	**52** **2.**	**58** **3.**	**59** **4.**	**56** **6.**					

TAGORA SUSPENSION 80

W	Weight	Beam	Flux	CCT	Undimmable Code	DALI dimmable Code
12W	1,15 kg	WF 31°	1212 lm	3000K	**AB021.**52/56/57/58/59	**AB041.** 52/56/57/58/59
			1290 lm	4000K	**AB024.**52/56/57/58/59	**AB044.** 52/56/57/58/59
		WF 38°	1257 lm	3000K	**AB022.**52/56/57/58/59	**AB042.** 52/56/57/58/59
			1338 lm	4000K	**AB025.**52/56/57/58/59	**AB045.** 52/56/57/58/59
		XF 51°	1247 lm	3000K	**AB023.**52/56/57/58/59	**AB043.** 52/56/57/58/59
			1326 lm	4000K	**AB026.**52/56/57/58/59	**AB046.** 52/56/57/58/59

MacAdam 3SDCM
Life L70 (9K) 50000h
CRI = 90

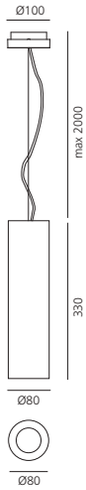

LED (GU10)	Weight	Code
220 V 240 V*	1,03 kg	**M0191.** 1/2/3/4/6 **.0**

*Max 81mm (overall).
Light source max 7W (not included).

TAGORA SUSPENSION 270

W	Weight	Beam	Flux	CCT	DALI dimmable Code
34W	4,65 kg	FL 16°	1804 lm	3000K	**M2496.** 1/2/3/4/6 **.1**
			1926 lm	4000K	**M2497.** 1/2/3/4/6 **.1**
		WF 32°	1636 lm	3000K	**M2498.** 1/2/3/4/6 **.1**
			1744 lm	4000K	**M2499.** 1/2/3/4/6 **.1**

MacAdam 1SDCM
Life L70 (9K) 50000h
CRI = 90

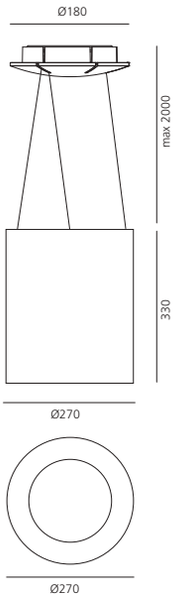

TAGORA SUSPENSION

Orange Black	Beige White	Blue Black	Green Black	Grey White	XF	220/240Vac 50/60Hz Power supply unit included.	IP40 ⏚ 960°
1.	**2.**	**3.**	**4.**	**6.**			

TAGORA SUSPENSION 570

Direct emission					DALI dimmable
W	Weight	Beam	Flux*	CCT	Code
54W	6,45 kg	XF	4077 lm	3000K	**M2492.** 1/2/3/4/6 **.1**
			4372 lm	4000K	**M2493.** 1/2/3/4/6 **.1**

MacAdam 3SDCM
Life L70 (11K) 69000h
CRI = 90

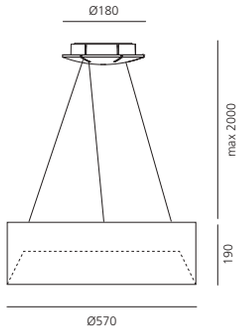

Direct + indirect emission					DALI dimmable
W	Weight	Beam	Flux*	CCT	Code
72W	6,62 kg	XF	5135 lm	3000K	**M2402.** 1/2/3/4/6 **.1**
			5507 m	4000K	**M2403.** 1/2/3/4/6 **.1**

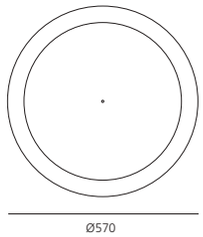

* beige/white and grey/white versions

Tagora 570 is also PURE INTEGRALIS (see pag. 750)

TAGORA SUSPENSION 970

Direct emission					DALI dimmable
W	Weight	Beam	Flux*	CCT	Code
84W	21 kg	XF	6630 lm	3000K	**M2488.** 1/2/3/4/6 **.1**
			6947 lm	4000K	**M2489.** 1/2/3/4/6 **.1**

MacAdam 3SDCM
Life L70 (12K) 70000h
CRI = 80

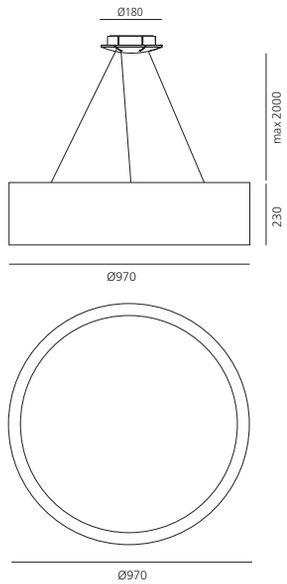

Direct + indirect emission					DALI dimmable
W	Weight	Beam	Flux*	CCT	Code
95W	21 kg	XF	8097 lm	3000K	**M2508.** 1/2/3/4/6 **.1**
			8483 m	4000K	**M2509.** 1/2/3/4/6 **.1**

* beige/white and grey/white versions

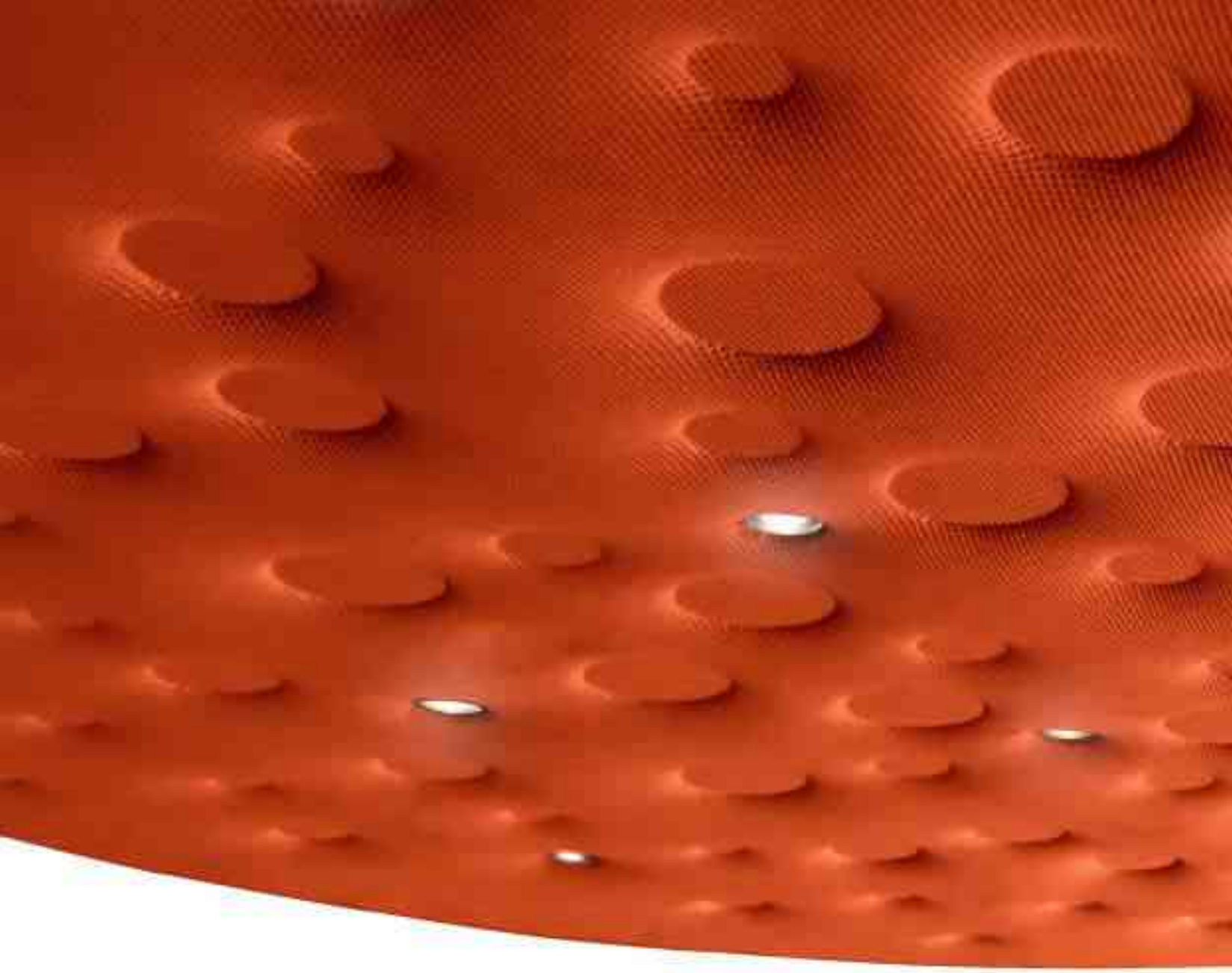

For further information on Silent Field 2.0
visit artemide.com

ARTEMIDE
APP



Silent Field 2.0

Carlotta de Bevilacqua
Laura Pessoni
2016

Silent Field 2.0 is an island of light and silence

Suspension appliance with sound absorption properties: the material's characteristics and the appliance's geometry ensure a reduced reverberation time.

The sound absorption effect is optimized for the frequencies of human voice.

The varying densities of the material used for the lower panel promote the absorption of different frequencies.

Both the upper and the lower surface of the appliance feature sound-absorbing properties. Appropriate positioning of the appliance in space is crucial to optimize sound absorption.

Fixed optics detail

SILENT FIELD 2.0

White	Black	Orange	XF
20	**30**	**40**	

MacAdam 2SDCM
Life L90 (20k) > 118000h
CRI = 90
IP20

Direct + indirect emission				
W	Emission	Beam	Flux	CCT
35W	direct	XF	2085 lm	3000K
40W	indirect	XF	3191 lm	3000K

Push / DALI
Code
10130.20/30/40**.A**

Push & APP
Code
10130. 20/30/40 **.APP**

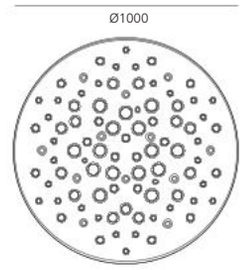

2 SURFACES FOR DIFFERENT ACOUSTIC ABSORPTION
Upper surface with low density to entrap soundwaves reflected from the ceiling

Indirect emission

PATENT PENDING

High efficiency
Maximum uniformity
& no color spots
Total control of the light emission

Lower surface with different density to absorb different frequencies

INTEGRALIS®



A.39 728
A.39 refractive 734
A.39 refractive stand alone 736
A.39 diffused stand alone 738
Nur 1618 acoustic 742
Sharp refractive 744
Tagora 570 750
Vector 752

The Human & Scientific Light

INTEGRALIS®

INTEGRALIS® is an innovative light, perfectly integrated into the products of the Artemide collections, that sanitizes spaces.

INTEGRALIS® combines sanitizing efficacy with luminous performance and design beauty.

It also integrates itself in both the environments and moments of life by interpreting the rhythms and needs of mankind.

INTEGRALIS® is managed by Artemide App, a digital interaction system accessible to all.

INTEGRALIS® was born from Artemide's scientific and technological research and humanistic and social vision.

Environmental quality

INTEGRALIS® is a project that associates and integrates the visible and invisible spectral range in an innovative formula capable of regenerating the environmental qualities of the space.

It is a light spectrum that can act against pathogenic microorganisms in the environment by just illuminating them.

INTEGRALIS® is a range of lighting solutions that protect human health helping people to live spaces more safely.

Environmental quality extends today beyond the theme of perception and physiological well-being.

INTEGRALIS® reduces the microbiotic load of surfaces for a healthy space that takes care of everyday life.

PATENT OF INVENTION

For further information on INTEGRALIS collection
visit artemide.com

Light that defeats Bacteria & Viruses

With the revolutionary technology INTEGRALIS®, Artemide provides a direct response to the current events of our time. In line with Artemide's humanistic and social values, INTEGRALIS® is a proprietary lighting solution that protects people's most valuable asset: their health.

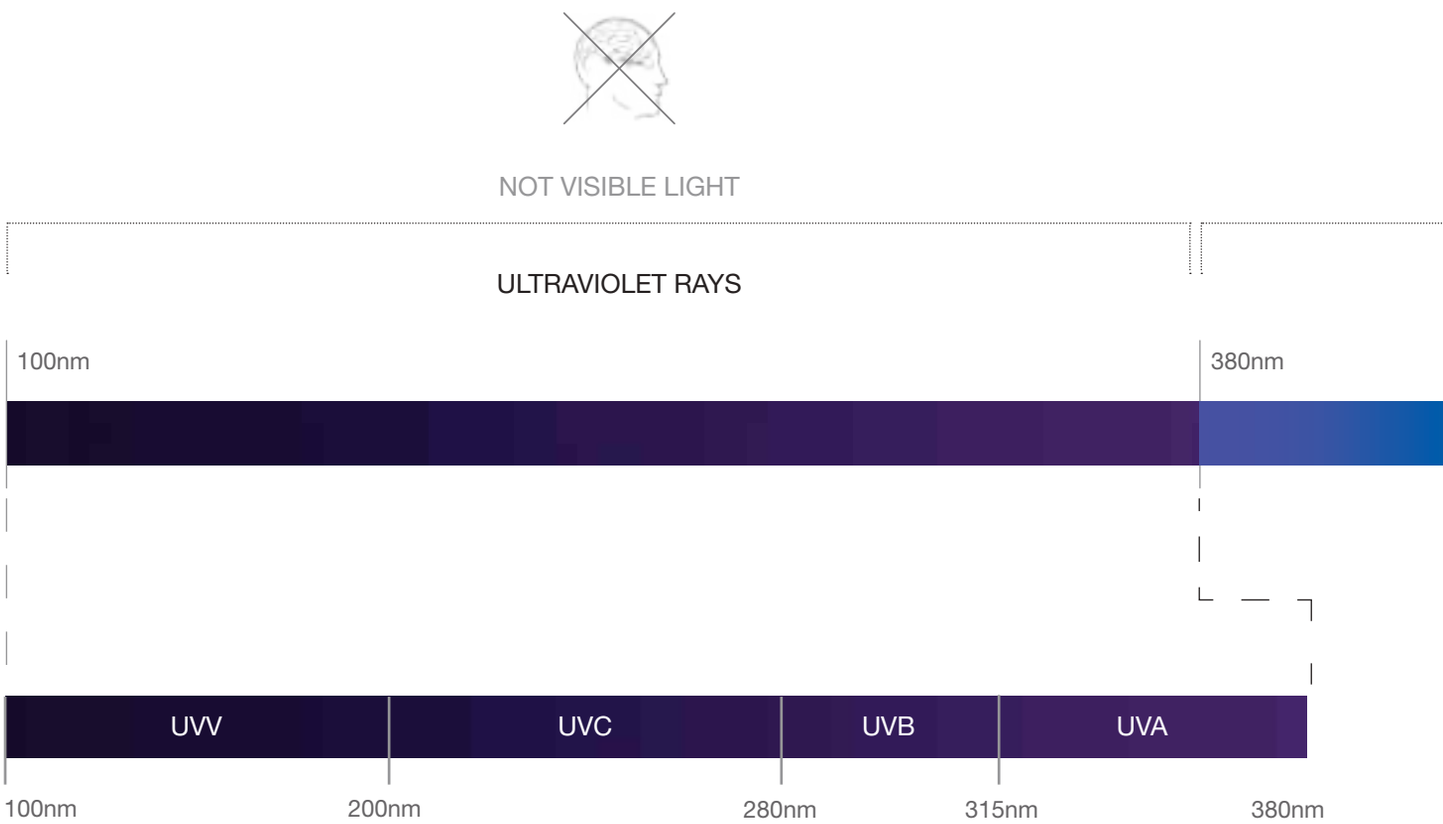

Healty space

A light that supports our health through microbial control is one of the paths that Artemide research was developing as a natural continuation of its approach to Human Light.

A good light capable of combining functionality, efficiency, perceptual quality with an action that inhibits the growth and spread of pathogenic microorganisms is a concrete help in taking care of our health.

Immunity to antibiotics is an increasingly important issue for our daily life while, up to now, no photo oxidative stress resistant microorganisms have been selected.



The selected frequencies of visible light inhibit the growth of bacteria, fungi and mold.
UV radiation acts against pathogenic microorganisms and viruses. The combination of these two emission spectra reaches a high efficacy of sanitization.

The result is achieved in full respect of people's safety and without causing damage to materials normally present in the room, thanks to the control intelligences it can incorporate.

WHITE LIGHT

Discovery space square White - Violet INTEGRALIS

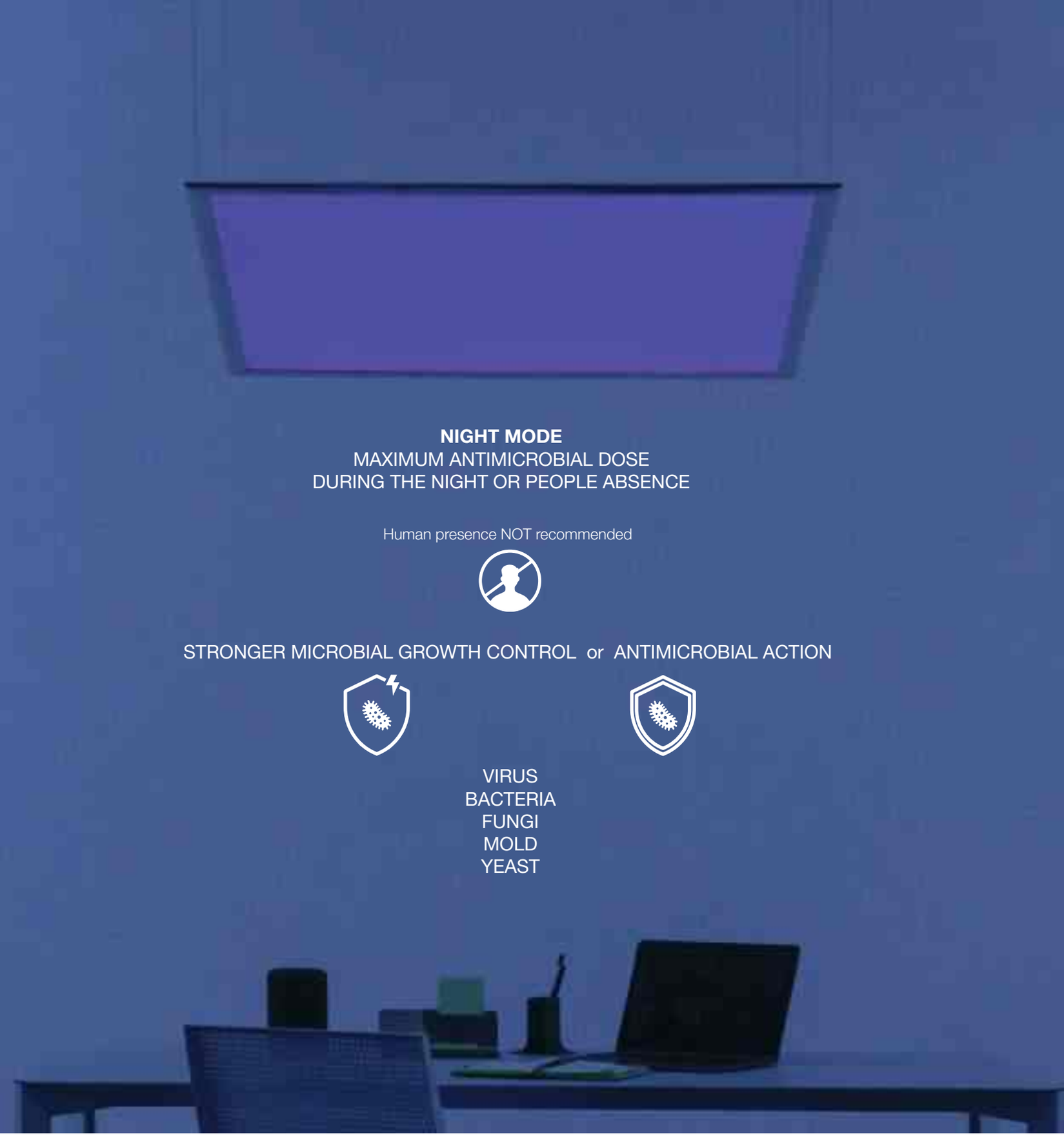

VIOLET-BLUE LIGHT

INTEGRALIS®
eco-system

INTEGRALIS® follows the rhythm of life. It combines four independent solutions and can also benefit from the addition of a UV technology that reliably is able to kill viruses. The various tecnologies can be used individually or in combination one with the other depending on the intervention target, power, time, results and costs.

Safe lighting solutions

INTEGRALIS® is an open and versatile platform that includes different declinations and can be integrated into different products of the Artemide collection.

PURE INTEGRALIS is the most complete solution that combines Microbial growth control and Antimicrobial action with excellent efficiency and perceptive quality of light. The uniform broadbend spectrum allows a high color rendering index and thus a significant light quality.

WHITE-VIOLET INTEGRALIS combines white light with an emission in the violet frequencies that can activate a Microbial growth control or a Stronger Microbial growth control depending on the irradiance of the emissions.

WHITE INTEGRALIS offers a white emission for a perfect perception in accordance with the human presence and which at the same time combines an effect of bacterial growth containment.
It can vary in intensity and is available with a fixed CCT of 5000K.

VIOLET INTEGRALIS was created to combine an antimicrobial effect with a functional light already present or to intensify the effectiveness against pathogenic microorganisms in spaces where a quicker sanitizing intervention is required (ex bathrooms, dressing rooms...) due to a higher intermittance of human presence.

INTEGRALIS® can also include UVC, that operates in the absence of people in some applications.

VISIBLE LIGHT

THE GOOD LIGHT
TO SUPPORT
DAILY HUMAN ACTIVITIES

NOT VISIBLE LIGHT

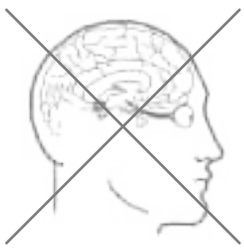

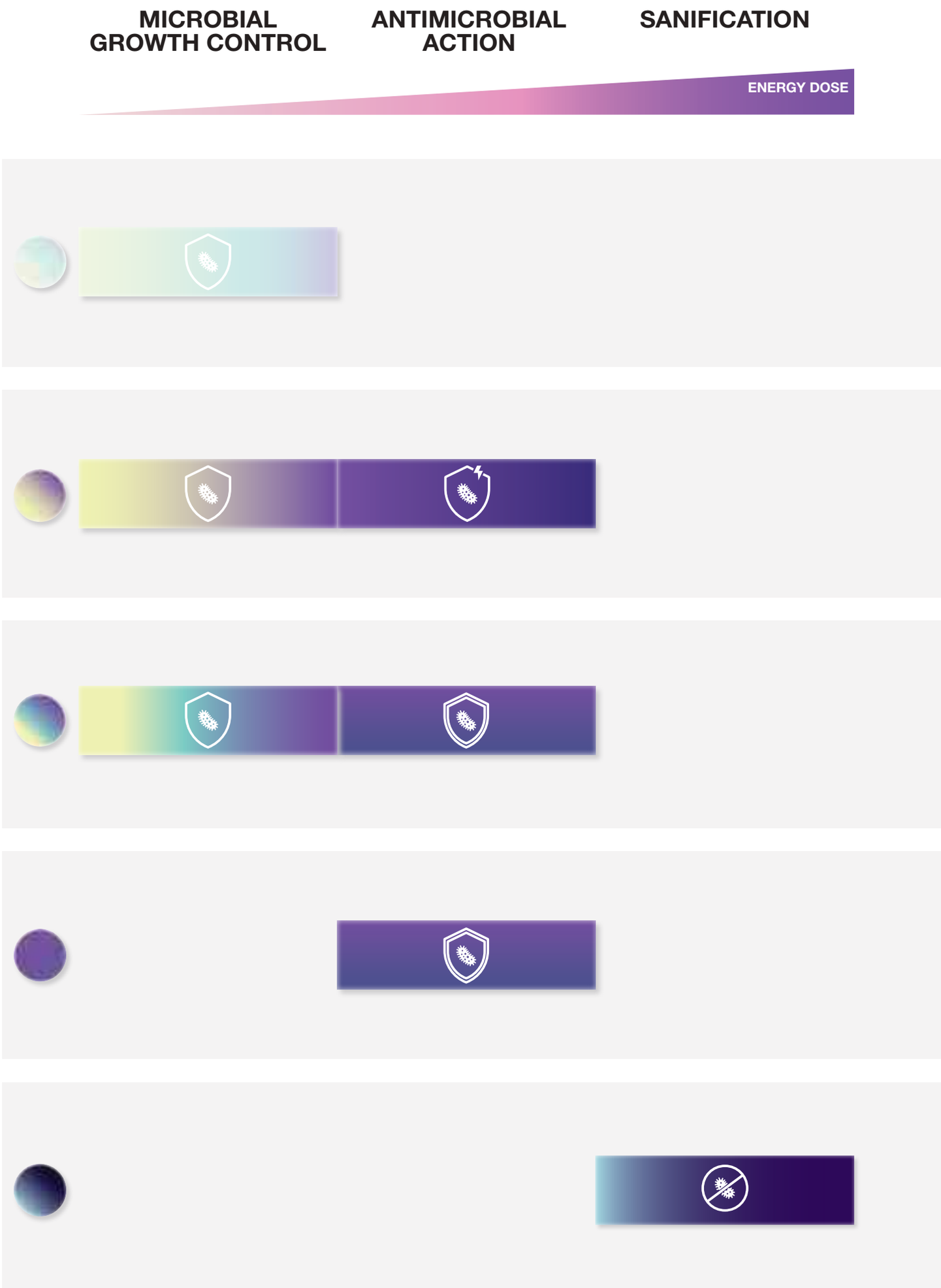
MICROBIAL GROWTH CONTROL
ANTIMICROBIAL ACTION
SANIFICATION
ENERGY DOSE

Technological approach

White INTEGRALIS

- Microbial growth control.
- Full spectrum & good perception.
- Fixed 5000K color temperature.
- CRI 90.
- Dimmable (0-100%).
- Human presence ever allowed.

White - violet INTEGRALIS

- Microbial growth control through white+violet emission with fixed percentage mix.
- Stronger Microbial growth control through total violet emission.
- Dimmable in Microbial growth control mode (0-100%).
- A prolonged human presence is allowed in Microbial growth control mode. It is not recommended in Stronger Microbial growth control mode.

Pure INTEGRALIS

- Microbial growth control with a perfect quality of the white light.
- Antimicrobial action through total violet emission.
- Dimmable in Microbial growth control mode (10-100%).
- Very high efficacy.
- A prolonged human presence is allowed only in Microbial growth control mode. It is not recommended in Antimicrobial action mode.
- Safety sensors are recommended during Antimicrobial action mode.

Violet INTEGRALIS

- Antimicrobial action.
- On-off.
- A prolonged human presence is not recommended in Antimicrobial action mode.
- Safety sensors and/or locked ambient required.

UVC INTEGRALIS

- Sanification.
- Not dimmable.
- Available as pure UV-C and hybrid solution (white light + UV-C).
- Living beings presence is forbidden.
- Safety sensors are necessary.
- Possible damage of finishing materials.

ARTEMIDE
APP

A.39 INTEGRALIS

Carlotta de Bevilacqua
2020

PATENT OF INVENTION

A.39 WHITE INTEGRALIS

White	Black	Silver
01	04	05

Opal diffuser supplied separately.
Optional Artemide App interface supplied separately.
The App driver can not be controlled by DALI dimming system and viceversa.

MacAdam 3SDCM
L70 (12K) 72000h
CRI = 90
* Driver uses 1 DALI address
** Driver uses 2 DALI addresses

IP20

A.39 DIFFUSED EMISSION - Suspension, ceiling direct emission

		W	Luminous Flux	Radiant Flux	CCT	CRI	Dimmable DALI Code
1184 mm	DAY MODE	34W	2975 lm	2052 mW	5000K	90	**AT132.** 01/04/05 **.IN0***
1480 mm	DAY MODE	42W	3719 lm	2565 mW	5000K	90	**AT142.** 01/04/05 **.IN0***
2368 mm	DAY MODE	66W	5950 lm	4104 mW	5000K	90	**AT152.** 01/04/05 **.IN0***
2960 mm	DAY MODE	82W	7437 lm	5129 mW	5000K	90	**AT182.** 01/04/05 **.IN0***



A.39 DIFFUSED EMISSION - Suspension direct/indirect emission

			W	Luminous Flux	Radiant Flux	CCT	CRI	Dimmable DALI Code
1184 mm	DAY MODE	Direct emission	34W	2975 lm	2052 mW	5000K	90	**AT192.** 01/04/05 **.IN0***
		Indirect emission	23W	2316 lm	1786 mW			
1480 mm	DAY MODE	Direct emission	42W	3719 lm	2565 mW	5000K	90	**AT222.** 01/04/05 **.IN0***
		Indirect emission	31W	3088 lm	2382 mW			
2368 mm	DAY MODE	Direct emission	66W	5950 lm	4104 mW	5000K	90	**AT232.** 01/04/05 **.IN0****
		Indirect emission	50W	4633 lm	3572 mW			
2960 mm	DAY MODE	Direct emission	82W	7437 lm	5129 mW	5000K	90	**AT242.** 01/04/05 **.IN0****
		Indirect emission	67W	6177 lm	4763 mW			

Accessories suspension

	Code
Dimmable or APP Feeding kit including 2 suspension cables h 2000 mm (5 poles)	**AT10500**
	AT10500APP (up to 40 DALI addresses)
Mechanical joint including 1 suspension cable for system	**AT09500**
End cap kit (2 pcs)	**AT894.** 01/04/05

Accessories ceiling

	Code
End cap kit (2 pcs)	**AT894.** 01/04/05
Ceiling bracket and mechanical joint for system	**AT09501**
End ceiling bracket (2 pcs)	**AT09502**
BLL - DALI interface for Artemide App (with antenna, can be used to control with Artemide App up to 40 DALI driver)	**DV1054APP**

Opal diffuser in polycarbonate (suspension, ceiling)

Length	Code
1184 mm	**AT09505IN**
2368 mm	**AT09506IN**
2960 mm	**AT09507IN**
10000 mm roll	**AT10000IN**

A.39 WHITE INTEGRALIS

White	Black	Silver
01	04	05

Screens supplied separately.
Artemide App interface supplied separately. The App driver can not be controlled by DALI dimming system and viceversa.

MacAdam 3SDCM
Life L80 (10K) 55000h
CRI = 90
* Driver uses 1 DALI address
** Driver uses 2 DALI addresses

IP20

A.39 CONTROLLED EMISSION - Suspension, ceiling direct emission

		W	Luminous Flux	Radiant Flux	CCT	CRI	Dimmable DALI Code
1184 mm	DAY MODE	34W	1495 lm	1083 mW	5000K	90	**AT136.** 01/04/05 **.IN0***
1480 mm	DAY MODE	42W	1869 lm	1354 mW	5000K	90	**AT146.** 01/04/05 **.IN0***
2368 mm	DAY MODE	66W	2990 lm	2166 mW	5000K	90	**AT156.** 01/04/05 **.IN0***
2960 mm	DAY MODE	82W	3737 lm	2708 mW	5000K	90	**AT186.** 01/04/05 **.IN0***



A.39 CONTROLLED EMISSION - Suspension direct/indirect emission

			W	Luminous Flux	Radiant Flux	CCT	CRI	Dimmable DALI Code
1184 mm	DAY MODE	Direct emission	34W	1495 lm	1083 mW	5000K	90	**AT196.** 01/04/05 **.IN0***
		Indirect emission	23W	2316 lm	1786 mW			
1480 mm	DAY MODE	Direct emission	42W	1869 lm	1354 mW	5000K	90	**AT226.** 01/04/05 **.IN0***
		Indirect emission	31W	3088 lm	2382 mW			
2368 mm	DAY MODE	Direct emission	66W	2990 lm	2166 mW	5000K	90	**AT236.** 01/04/05 **.IN0****
		Indirect emission	50W	4633 lm	3572 mW			
2960 mm	DAY MODE	Direct emission	82W	3737 lm	2708 mW	5000K	90	**AT246.** 01/04/05 **.IN0****
		Indirect emission	67W	6177 lm	4763 mW			



Accessories suspension

	Code
Dimmable or APP Feeding kit including 2 suspension cables 2000 mm (5 poles)	**AT10500** **AT10500APP** (up to 40 DALI addresses)
Mechanical joint including 1 suspension cable for system	**AT09500**
End cap kit (2 pcs)	**AT895.** 01/04/05

Accessories ceiling

	Code
End cap kit (2 pcs)	**AT895.** 01/04/05
Ceiling bracket and mechanical joint for system	**AT09501**
End ceiling bracket (2 pcs)	**AT09502**
BLL - DALI interface for Artemide APP (with antenna, can be used to control with Artemide App up to 40 DALI driver)	**DV1054APP**

Optic

Length	Code
1184 mm (4 pcs)	**M186700IN**
1480 mm (5 pcs)	**AT09900IN**

Length	Screen quantity to order
1184 mm	**1** M186700IN
1482 mm	**1** AT09900IN
2368 mm	**2** M186700IN
2960 mm	**2** AT09900IN

A.39 PURE INTEGRALIS

White	Black	Silver
01	04	05

Opal diffuser supplied separately.
Artemide App electronic driver included.

Life L70 28400h
CRI = 80
CCT = 3600K

IP20

A.39 DIFFUSED EMISSION - Suspension, ceiling direct emission*

		W	Luminous Flux	Radiant Flux	CCT	CRI	Artemide APP Code
1184 mm	DAY MODE	39W	3007 lm	4544 mW	3600K	80	**AT132.** 01/04/05 **.IN2APP**
	NIGHT MODE	54W	ND	14022 mW			
1480 mm	DAY MODE	49W	3759 lm	5681 mW	3600K	80	**AT142.** 01/04/05 **.IN2APP**
	NIGHT MODE	68W	ND	17528 mW			
2368 mm	DAY MODE	78W	6014 lm	9090 mW	3600K	80	**AT152.** 01/04/05 **.IN2APP**
	NIGHT MODE	108W	ND	28044 mW			
2960 mm	DAY MODE	97W	7518 lm	11362 mW	3600K	80	**AT182.** 01/04/05 **.IN2APP**
	NIGHT MODE	135W	ND	35056 mW			



A.39 DIFFUSED EMISSION - Suspension direct/indirect emission*

			W	Luminous Flux	Radiant Flux	CCT	CRI	Artemide APP Code
1184 mm	DAY MODE	Direct emission	39W	3007 lm	4544 mW	3600K	80	**AT192.** 01/04/05 **.IN2APP**
		Indirect emission	23W	2807 lm				
	NIGHT MODE		54W	ND	14022 mW			
1480 mm	DAY MODE	Direct emission	49W	3759 lm	5681 mW	3600K	80	**AT222.** 01/04/05 **.IN2APP**
		Indirect emission	31W	3742 lm				
	NIGHT MODE		68W	ND	17528 mW			
2368 mm	DAY MODE	Direct emission	78W	6014 lm	9090 mW	3600K	80	**AT232.** 01/04/05**.IN2APP**
		Indirect emission	50W	5613 lm				
	NIGHT MODE		108W	ND	28044 mW			
2960 mm	DAY MODE	Direct emission	97W	7518 lm	11362 mW	3600K	80	**AT242.** 01/04/05 **.IN2APP**
		Indirect emission	67W	7484 lm				
	NIGHT MODE		135W	ND	35056 mW			

Opal diffuser (suspension, ceiling)

Length	Code
1184 mm	**AT09505IN**
2368 mm	**AT09506IN**
2960 mm	**AT09507IN**
10000 mm roll	**AT10000IN**

Accessories suspension

	Code
Undimmable Feeding kit including 2 suspension cables h 2000 mm (3 poles)	**AT10400**
Mechanical joint including 1 suspension cable for system	**AT09500**
End cap kit (2 pcs)	**AT894.** 01/04/05

Accessories ceiling

	Code
End cap kit (2 pcs)	**AT894.** 01/04/05
Ceiling bracket and mechanical joint for system	**AT09501**
End ceiling bracket (2 pcs)	**AT09502**

Optional control devices - BLL wireless switch

		Code
	Device for switching and controlling Artemide App products. Max N.3 inputs for external push buttons. Max 1 m distance. Mains power supply required. To be installed inside flush mounting boxes or junction boxes.	**DV1080APP**
	Device for switching and controlling Artemide App products. Pure Integralis: N.2 inputs for external push buttons to enable/disable Antimicrobial action mode. N.1 input to control security ring. Installation as indipendent use. Max 15 m distance. Mains power supply required.	**DV1101APP**

* ONLY for professional use: contact qualified Artemide personnel to evaluate and validate the applicability in compliance with the minimum installation requirements. Coordination with environmental safety systems and sensors required. Installation must only be performed by qualified personnel. For further information contact Artemide.

A.39 PURE INTEGRALIS

White	Black	Silver
01	04	05

Screens supplied separately.
Artemide App electronic driver included.

Life L70 28400h
CRI = 80
CCT = 3600K

IP20

A.39 CONTROLLED EMISSION - Suspension, ceiling direct emission*

		W	Luminous Flux	Radiant Flux	CCT	CRI	Artemide APP Code
1184 mm	DAY MODE	39 W	1653 lm	2345 mW	3600K	80	**AT136.** 01/04/05 **.IN2APP**
	NIGHT MODE	55 W	ND	6092 mW			
1480 mm	DAY MODE	49 W	2066 lm	2931 mW	3600K	80	**AT146.** 01/04/05 **.IN2APP**
	NIGHT MODE	68 W	ND	7615 mW			
2368 mm	DAY MODE	75 W	3306 lm	4690 mW	3600K	80	**AT156.** 01/04/05 **.IN2APP**
	NIGHT MODE	109 W	ND	12183 mW			
2960 mm	DAY MODE	93 W	4132 lm	5863 mW	3600K	80	**AT186.** 01/04/05 **.IN2APP**
	NIGHT MODE	136 W	ND	15229 mW			



A.39 CONTROLLED EMISSION - Suspension direct/indirect emission*

			W	Luminous Flux	Radiant Flux	CCT	CRI	Artemide APP Code
1184 mm	DAY MODE	Direct emission	39 W	1653 lm	2345 mW	3600K	80	**AT196.** 01/04/05 **.IN2APP**
		Indirect emission	23 W	2807 lm				
	NIGHT MODE		55 W	ND	6092 mW			
1480 mm	DAY MODE	Direct emission	49 W	2066 lm	2931 mW	3600K	80	**AT226.** 01/04/05 **.IN2APP**
		Indirect emission	31 W	3742 lm				
	NIGHT MODE		68 W	ND	7615 mW			
2368 mm	DAY MODE	Direct emission	75 W	3306 lm	4690 mW	3600K	80	**AT236.** 01/04/05 **.IN2APP**
		Indirect emission	50 W	5613 lm				
	NIGHT MODE		109 W	ND	12183 mW			
2960 mm	DAY MODE	Direct emission	93 W	4132 lm	5863 mW	3600K	80	**AT246.** 01/04/05 **.IN2APP**
		Indirect emission	67 W	7484 lm				
	NIGHT MODE		136 W	ND	15229 mW			



Optic

Length	Code
1184 mm (4 pcs)	**M186700IN**
1480 mm (5 pcs)	**AT09900IN**

Length	Screen quantity to order
1184 mm	**1** M186700IN
1482 mm	**1** AT09900IN
2368 mm	**2** M186700IN
2960 mm	**2** AT09900IN

Accessories suspension

	Code
Undimmable Feeding kit including 2 suspension cables h 2000 mm (3 poles)	**AT10400**
Mechanical joint including 1 suspension cable for system	**AT09500**
End cap kit (2 pcs)	**AT895.** 01/04/05

Accessories ceiling

	Code
End cap kit (2 pcs)	**AT895.** 01/04/05
Ceiling bracket and mechanical joint for system	**AT09501**
End ceiling bracket (2 pcs)	**AT09502**

Optional control devices - BLL wireless switch

		Code
	Device for switching and controlling Artemide App products. Max N.3 inputs for external push buttons. Max 1 m distance. Mains power supply required. To be installed inside flush mounting boxes or junction boxes.	**DV1080APP**
	Device for switching and controlling Artemide App products. Pure Integralis: N.2 inputs for external push buttons to enable/disable Antimicrobial action mode. N.1 input to control security ring. Installation as indipendent use. Max 15 m distance. Mains power supply required.	**DV1101APP**

* ONLY for professional use: contact qualified Artemide personnel to evaluate and validate the applicability in compliance with the minimum installation requirements. Coordination with environmental safety systems and sensors required. Installation must only be performed by qualified personnel. For further information contact Artemide.

ARTEMIDE
APP



A.39 refractive White INTEGRALIS

Carlotta de Bevilacqua
2021

A.39 REFRACTIVE WHITE INTEGRALIS

White	Black	Silver
01	04	05

Screens supplied separately.
Optional Artemide App interface supplied separately.
The APP driver can not be controlled by DALI dimming system and viceversa.

MacAdam 3SDCM
L70 (9K) 50000h
CRI = 90
* Driver uses 1 DALI address
** Driver uses 2 DALI addresses
*** Driver uses 3 DALI addresses

IP20

A.39 REFRACTIVE EMISSION - Suspension, ceiling direct emission[1]

		W	Luminous Flux[1]	Radiant Flux	CCT	CRI	Undimmable Code	Dimmable DALI Code
1184 mm	DAY MODE	35W	4185 lm	2856 mW	5000K	90	**BZ012.** 01/04/05 **.IN0**	**BZ024.** 01/04/05 **.IN0***
1480 mm	DAY MODE	43W	5232 lm	3570 mW	5000K	90	**BZ015.** 01/04/05 **.IN0**	**BZ027.** 01/04/05 **.IN0***
2368 mm	DAY MODE	70W	8371 lm	5712 mW	5000K	90	**BZ018.** 01/04/05 **.IN0**	**BZ030.** 01/04/05 **.IN0****
2960 mm	DAY MODE	86W	10464 lm	7140 mW	5000K	90	**BZ021.** 01/04/05 **.IN0**	**BZ033.** 01/04/05 **.IN0****

[1] Direct luminous flux: measured using black louvres.

A.39 REFRACTIVE EMISSION - Suspension direct/indirect emission[1]

			W	Luminous Flux[1]	Radiant Flux	CCT	CRI	Undimmable Code	Dimmable DALI Code
1184 mm	DAY MODE	Direct emission	35W	4185 lm	2856 mW	5000K	90	**BZ036.** 01/04/05 **.IN0**	**BZ048.** 01/04/05 **.IN0****
		Indirect emission	23W	2267 lm	1749 mW				
1480 mm	DAY MODE	Direct emission	43W	5232 lm	3570 mW	5000K	90	**BZ039.** 01/04/05 **.IN0**	**BZ051.** 01/04/05 **.IN0****
		Indirect emission	31W	3023 lm	2331 mW				
2368 mm	DAY MODE	Direct emission	70W	8371 lm	5712 mW	5000K	90	**BZ042.** 01/04/05 **.IN0**	**BZ054.** 01/04/05 **.IN0*****
		Indirect emission	50W	4535 lm	3497 mW				
2960 mm	DAY MODE	Direct emission	86W	10464 lm	7140 mW	5000K	90	**BZ045.** 01/04/05 **.IN0**	**BZ057.** 01/04/05 **.IN0*****
		Indirect emission	67W	6046 lm	4662 mW				

[1] Direct luminous flux: measured using black louvres.

Louvers

Length	Code
1184 mm	**BZ059.** 01/04
1482 mm	**BZ060.** 01/04
2368 mm	**BZ061.** 01/04
2960 mm	**BZ062.** 01/04

Angle element (not lit)

90° suspension/ceiling corner
(on same plane)
L = 57 x 57 mm

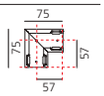

Code
BH350. 01/04/05

Corner cover (not lit)

90° corner covers
L = 57 x 57 mm

Code
BZ070. 01/04

Accessories suspension

	Code
Undimmable Feeding kit including 2 suspension cables h 2000 mm (3 poles)	**AT10400**
Dimmable or APP Feeding kit including 2 suspension cables h 2000 mm (5 poles)	**AT10500** **AT10500APP** (up to 40 DALI addresses)
Mechanical joint including 1 suspension cable for system	**AT09500**
End cap kit (2 pcs)	**BZ058. 01/04/05**

Accessories ceiling

	Code
End cap kit (2 pcs)	**BZ058.** 01/04/05
Ceiling bracket and mechanical joint for system	**AT09501**
End ceiling bracket (2 pcs)	**AT09502**
BLL - DALI interface for Artemide APP (with antenna, can be used to control with Artemide App up to 40 DALI driver)	**DV1054APP**

ARTEMIDE
APP

A.39 refractive stand alone White INTEGRALIS

Carlotta de Bevilacqua
2021

A.39 REFRACTIVE STAND ALONE WHITE INTEGRALIS

White	Black	XF			
01	04		Louvres supplied separately. DALI electronic driver included.	MacAdam 3SDCM L70 (6K) 50000h CRI = 90 CCT = 5000K	IP20

A.39 REFRACTIVE SQUARE recessed

	W	Luminous Flux[1]	Radiant Flux	CCT	CRI	Dimmable DALI Code
DAY MODE	28W	3503 lm	2741 mW	5000 K	90	**CD0031.** 01/04 **.IN0**

A.39 REFRACTIVE SQUARE ceiling

	W	Luminous Flux[1]	Radiant Flux	CCT	CRI	Dimmable DALI Code
DAY MODE	28W	3503 lm	2741 mW	5000 K	90	**CD1031.** 01/04 **.IN0**

[1] Direct luminous flux: measured using black louvres.

A.39 REFRACTIVE RECTANGULAR recessed

	W	Luminous Flux[1]	Radiant Flux	CCT	CRI	Dimmable DALI Code
DAY MODE	35W	4671 lm	3655 mW	5000 K	90	**CD0131.** 01/04 **.IN0**

A.39 REFRACTIVE RECTANGULAR ceiling

	W	Luminous Flux[1]	Radiant Flux	CCT	CRI	Dimmable DALI Code
DAY MODE	35W	4671 lm	3655 mW	5000 K	90	**CD1131.** 01/04 **.IN0**

[1] Direct luminous flux: measured using black louvres.

Frame for recessed version

	Code
Recessed frame for installation on plasterboard false ceiling. A.39 refractive square	**M160600**
Recessed frame for installation on plasterboard false ceiling. A.39 refractive rectangular	**CD910000**

Louvres

		Code
A.39 refractive square	4X (6pcs)	**BZ063.** 01/04
A.39 refractive rectangular	4X (8pcs)	**BZ059.** 01/04



ARTEMIDE
APP

A.39 diffused stand alone Pure INTEGRALIS

Carlotta de Bevilacqua
2021

A.39 DIFFUSED STAND ALONE PURE INTEGRALIS

White

Artemide App electronic driver included.

Life L70 28400h
CRI = 80
CCT = 3600K

IP20

A.39 DIFFUSED square recessed*

	W	Luminous Flux	Radiant Flux	CCT	CRI
DAY MODE	39W	3007 lm	4544 mW	3600K	80
NIGHT MODE	54W	ND	14022 mW		

Artemide APP

Code
AT90001IN2APP

Optional control devices - BLL wireless switch



Device for switching and controlling Artemide App products.
Max N.3 inputs for external push buttons.
Max 1 m distance.
Mains power supply required.
To be installed inside flush mounting boxes or junction boxes.

Code
DV1080APP

Device for switching and controlling Artemide App products.
Pure Integralis: N.2 inputs for external push buttons to enable/disable Antimicrobial action mode. N.1 input to control security ring.
Installation as indipendent use. Max 15 m distance.
Mains power supply required.

DV1101APP

* ONLY for professional use: contact qualified Artemide personnel to evaluate and validate the applicability in compliance with the minimum installation requirements. Coordination with environmental safety systems and sensors required. Installation must only be performed by qualified personnel. For further information contact Artemide.





PATENT OF INVENTION

ARTEMIDE
APP

Nur 1618 acoustic White INTEGRALIS

Ernesto Gismondi
2020

NUR ACOUSTIC WHITE INTEGRALIS

Dark grey	White	XF	MacAdam 3SDCM L80 (10K) 55000h CRI = 90 CCT = 5000K	IP20
00	**20**			

NUR ACOUSTIC grey

	W	Beam	Luminous Flux	Radiant Flux	CCT	CRI	Push dimmable Code
DAY MODE	80W	XF	6733 lm	4553 mW	5000K	90	**A243700IN0**

NUR ACOUSTIC white

	W	Beam	Luminous Flux	Radiant Flux	CCT	CRI	Push dimmable Code
DAY MODE	80W	XF	6733 lm	4553 mW	5000K	90	**A243720IN0**



ARTEMIDE
APP

Sharp refractive White INTEGRALIS

Carlotta de Bevilacqua
2022

SHARP REFRACTIVE WHITE INTEGRALIS

White	Black	Silver	WF
01	04	05	

Driver 350mA SELV/SELV120 and louvres supplied separately.

Optional Artemide App interface supplied separately.

MacAdam 3SDCM
L70 (9K) 50000h
CRI = 90
CCT = 5000K

IP20

SHARP REFRACTIVE TRIM 4X

	W	Luminous Flux[1]	Radiant Flux[1]	CCT	CRI	Code
DAY MODE	8W	1063 lm	822 mW	5000K	90	**CE134.** 01/04/05 **.IN0**

[1] Luminous and radiant flux: measured using black louvres.



SHARP REFRACTIVE TRIM 8X

	W	Luminous Flux[1]	Radiant Flux[1]	CCT	CRI	Code
DAY MODE	16W	2126 lm	1644 mW	5000K	90	**CE144.** 01/04/05 **.IN0**

[1] Luminous and radiant flux: measured using black louvres.

SHARP REFRACTIVE TRIM 12X

	W	Luminous Flux[1]	Radiant Flux[1]	CCT	CRI	Code
DAY MODE	24W	3189 lm	2466 mW	5000K	90	**CE154.** 01/04/05 **.IN0**

[1] Luminous and radiant flux: measured using black louvres.

SHARP REFRACTIVE TRIM 16X

	W	Luminous Flux[1]	Radiant Flux[1]	CCT	CRI	Code
DAY MODE	32W	4252 lm	3288 mW	5000K	90	**CE164.** 01/04/05 **.IN0**

[1] Luminous and radiant flux: measured using black louvres.

Louvres

	Code
To be used on Sharp refractive 4x	**BZ071.** 01/04
To be used on Sharp refractive 8x	**BZ072.** 01/04
To be used on Sharp refractive 12x	**BZ073.** 01/04
To be used on Sharp refractive 16x	**BZ074.** 01/04

Driver

	Vac	L_{mm}	W_{mm}	H_{mm}	Sharp refractive	Min. ceiling depth [mm]		Code
20W 350mA	220-240	120	52	22	8x	80	Undimmable	**DV1089**
20W 350mA	220-240	120	52	22	8x	80	Push, 0-10V	**DV1090**
38W 350mA	220-240	147	44	30	8x	80	DALI	**DV1091**
50W 350mA	220-240	124	79	22	8x	100	Artemide APP	**DV1092APP**
60W 350mA	220-240	124	79	22	16x	100	DALI, Push, 0-10V	**DV1093**

BLL - DALI interface for Artemide APP (with antenna, can be used to control with Artemide App up to 40 DALI driver)

Vac	L_{mm}	W_{mm}	H_{mm}	Min. ceiling depth (mm)		Code
220-240	160	88	33	100	BLL-DALI Interface	**DV1054APP**

ARTEMIDE
APP



Sharp
Violet INTEGRALIS

Carlotta de Bevilacqua
2021

SHARP VIOLET INTEGRALIS

White	Black	Silver
01	**04**	**05**

FL WF XF

Louvres supplied separately.
220/240Vac 50/60Hz electronic ballast included.

Life L70 50000h

IP20

SHARP SMD 8X*

	W	Beam		Radiant Flux
NIGHT MODE	24W	FL	20°	6810 mW
		WF	36°	6810 mW
		XF	52°	6810 mW

Undimmable

Code
AF463. 01/04/05 **.IN4**
AF464. 01/04/05 **.IN4**
AF465. 01/04/05 **.IN4**

Louvres

4X (1pc)

Code
AF952. 01/04

* ONLY for professional use: contact qualified Artemide personnel to evaluate and validate the applicability in compliance with the minimum installation requirements. Coordination with environmental safety systems and sensors required. Installation must only be performed by qualified personnel. For further information contact Artemide.

SHARP VIOLET INTEGRALIS

White	Black	Silver	FL	WF	XF			
01	04	05				Driver 700mA SELV and louvres supplied separately.	Life L70 50000h	IP20

SHARP TRIMLESS 4X*

	W	Beam		Radiant Flux	Code
NIGHT MODE	11W	FL	20°	3495 mW	**AF60600IN4**
		WF	36°	3495 mW	**AF60700IN4**
		XF	52°	3495 mW	**AF60800IN4**

SHARP TRIMLESS 8X*

	W	Beam		Radiant Flux	Code
NIGHT MODE	22W	FL	20°	6810 mW	**AF65300IN4**
		WF	36°	6810 mW	**AF65400IN4**
		XF	52°	6810 mW	**AF65500IN4**

SHARP TRIM 4X*

	W	Beam		Radiant Flux	Code
NIGHT MODE	11W	FL	20°	3495 mW	**AF106.** 01/04/05 **.IN4**
		WF	36°	3495 mW	**AF107.** 01/04/05 **.IN4**
		XF	52°	3495 mW	**AF108.** 01/04/05 **.IN4**

SHARP TRIM 8X*

	W	Beam		Radiant Flux	Code
NIGHT MODE	22W	FL	20°	6810 mW	**AF153.** 01/04/05 **.IN4**
		WF	36°	6810 mW	**AF154.** 01/04/05 **.IN4**
		XF	52°	6810 mW	**AF155.** 01/04/05 **.IN4**

* ONLY for professional use: contact qualified Artemide personnel to evaluate and validate the applicability in compliance with the minimum installation requirements. Coordination with environmental safety systems and sensors required. Installation must only be performed by qualified personnel. For further information contact Artemide.

SHARP VIOLET INTEGRALIS

White	Black
01	**04**

Louvres

	Code
4X (1pc)	**AF952.** 01/04

Frame for recessed installation

	Code
4X	**AF90200**
8X	**AF90300**

Driver

	Vac	Lmm	Wmm	Hmm	Optic units	Min. ceiling depht (mm)		Code
20W 700mA	220-240	125	38	23	4x	60	Undimmable	**DV1081**
32W 700mA	220-240	129,5	42	30	8x	80	Undimmable	**DV1004**
25W 700mA	220-240	164	38	24,5	4x	150 / 130 / 80 / 60	DALI[1]	**DV1003**
32W 700mA	220-240	156	53	26	4x / 8x	90	DALI[1]	**DV1063**
48W 700mA	220-240	125	82	29	4x / 8x	100	DALI[1]	**M077401**
37W 700mA	220-240	124	79	22	4x / 8x	80	Artemide APP	**DV1082IN4APP**

[1] DALI versions can be used ONLY in junction with presence detector and BMS. BMS have to send a switch-off command in case presence is detected.

Optional control devices - BLL wireless switch

Device for switching and controlling Artemide App products.
Max N.3 inputs for external push buttons.
Max 1 m distance.
Mains power supply required.
To be installed inside flush mounting boxes or junction boxes.

Code
DV1080APP

Device for switching and controlling Artemide App products.
Pure Integralis: N.2 inputs for external push buttons to enable/disable Antimicrobial action mode. N.1 input to control security ring.
Installation as indipendent use. Max 15 m distance.
Mains power supply required.

DV1101APP



Tagora 570
Pure INTEGRALIS

S. / R. Cornelissen
2021

PATENT OF INVENTION

ARTEMIDE
APP

TAGORA 570 PURE INTEGRALIS

Orange Black	Beige White	Blue Black	Green Black	Grey White
1	2	3	4	6

* 4 DALI addresses
** 5 DALI addresses

220/240Vac 50/60Hz electronic ballast included.

Life L70 28400h
CRI = 80
CCT = 3600K

IP40
960°

TAGORA 570 suspension[1]

	W	Luminous Flux	Radiant Flux	CCT	CRI
DAY MODE	95W	3232 lm	3603 mW	3600K	80
NIGHT MODE	103W	ND	10843 mW		

Artemide APP

Code

M2493. 1/2/3/4/6 **.1IN2APP***

TAGORA 570 suspension direct/indirect emission[1]

		W	Luminous Flux	Radiant Flux	CCT	CRI
DAY MODE	Direct emission	95W	3232 lm	3603 mW	3600 K	80
	Indirect emission	14W	1200 lm			
NIGHT MODE		103W	ND	10843 mW		

Artemide APP

Code

M2403. 1/2/3/4/6 **.1IN2APP****

TAGORA 570 ceiling[1]

	W	Luminous Flux	Radiant Flux	CCT	CRI
DAY MODE	95W	3232 lm	3603 mW	3600 K	80
NIGHT MODE	103W	ND	10843 mW		

Artemide APP

Code

M2483. 1/2/3/4/6 **.1IN2APP***

Optional control devices - BLL wireless switch

Device for switching and controlling Artemide App products.
Max N.3 inputs for external push buttons.
Max 1 m distance.
Mains power supply required.
To be installed inside flush mounting boxes or junction boxes.

Code
DV1080APP

Device for switching and controlling Artemide App products.
Pure Integralis: N.2 inputs for external push buttons to enable/disable Antimicrobial action mode. N.1 input to control security ring.
Installation as indipendent use. Max 15 m distance.
Mains power supply required.

DV1101APP

[1] ONLY for professional use: contact qualified Artemide personnel to evaluate and validate the applicability in compliance with the minimum installation requirements. Coordination with environmental safety systems and sensors required. Installation must only be performed by qualified personnel. For further information contact Artemide.

San Giorgio Hospice, Milan, Italy, Ph. Federico Villa

HabiSmart, Innovation Hub, Milan, Italy, Ph. Federico Villa

Vector White INTEGRALIS

Carlotta de Bevilacqua
2021

PATENT OF INVENTION

ARTEMIDE
APP

VECTOR WHITE INTEGRALIS

White	Black	SP	FL	WF
01	04			

Track version for Onetrack tracks, undimmable or DALI dimmable.
Magnetic version for A.24 tracks, D.ART dimmable.

MacAdam 3SDCM
Life L80 (10K) 66000h
CRI = 90

IP20

VECTOR 55 track 230V

	W	Beam	Luminous Flux	Radiant Flux	CCT	CRI
DAY MODE	25W	SP 16°	1651 lm	1175 mW	5000K	90
		FL 23°	1686 lm	1224 mW		
		WF 32°	1768 lm	1301 mW		
DAY MODE	25W	SP 16°	1651 lm	1175 mW	5000K	90
		FL 23°	1686 lm	1224 mW		
		WF 32°	1768 lm	1301 mW		

Undimmable

Code
AN101. 01/04 **.IN0**
AN102. 01/04 **.IN0**
AN103. 01/04 **.IN0**

Dimmable DALI

Code
AN106. 01/04 **.IN0**
AN107. 01/04 **.IN0**
AN108. 01/04 **.IN0**

VECTOR 55 magnetic

	W	Beam	Luminous Flux	Radiant Flux	CCT	CRI
DAY MODE	23W	SP 16°	1651 lm	1175 mW	5000K	90
		FL 23°	1686 lm	1224 mW		
		WF 32°	1768 lm	1301 mW		

Dimmable DALI

Code
AP101. 01/04 **.IN0**
AP102. 01/04 **.IN0**
AP103. 01/04 **.IN0**

VECTOR 55 pendant

	W	Beam	Luminous Flux	Radiant Flux	CCT	CRI
DAY MODE	23W	SP 16°	1651 lm	1175 mW	5000K	90
		FL 23°	1686 lm	1224 mW		
		WF 32°	1768 lm	1301 mW		

Dimmable DALI

Code
AP301. 01/04 **.IN0**
AP302. 01/04 **.IN0**
AP303. 01/04 **.IN0**



Accessories

		Color	Code
	Accessories holder	●	**AP91100**
	Lens for elliptical emission		**AP91200**
	Soft filter		**AP91300**

Accessories

		Color	Code
	Anti-dazzle louvre		**AP91400**
	Adjustable dowsers	●	**AP91500**

A.

Outdoor

General lighting

Alphabet of light outdoor 760
Cuneo 764
Dreispitz outdoor 768
Funivia outdoor 772
Gople outdoor 782
Granito LED 788
Molla 792
Niki 794
Nottola 798
"O" 802
Reeds 810
Se|eS 816
Tolomeo outdoor 820
Tolomeo XXL 828
Unterlinden outdoor 832
Vea in/out 838

Alphabet of light outdoor

BIG, 2021

For further information on Alphabet of light outdoor
visit artemide.com

“Expanding on the Alphabet of light family by contributing a strong presence for the outdoor realm, the Alphabet of light outdoor circle light offers subtle yet suprising illumination along paths and roads of parks and forests. It honours the beauty of the tree by endowing it with a generous halo.”

BIG - Bjarke Ingels Group

Black

XF

220/240Vac 50/60Hz
power suply included.

MacAdam 4SDCM
CRI = 90

IP65
IK10

W	Weight	Beam	Flux	CCT	Code
68W	8,5 kg	XF	2200 lm	3000K	**T089030**

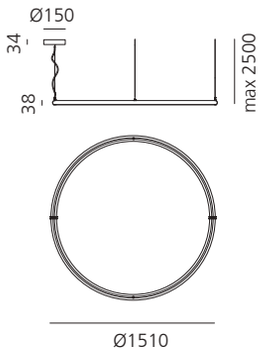

Cuneo
Cuneo mini

Klaus Begasse
2010, 2015

The elliptical light emission and the flat shape of the fixture make it particularly suitable for floors or spacious areas in gardens to provide a side lighting.

For further information on Cuneo and Cuneo mini visit artemide.com

Light fixture with direct side emission, with high-performance LED light sources. Monochromatic LEDs are used together with collimators and a light-diffusing prismatic screen to obtain an optimum lighting beam.

Floor or wall installation. In the wall installation, the light can be pointed either upwards or downwards.

Available in 3 finishes: light grey, dark grey and rust painted.

Consists of lighting cap and terminal board fixed together by means of locking screws.

Cap and terminal board in die-cast EN AB-47100 aluminum, gaskets in silicone rubber. Electronic ballast integrated in the fixture.

Cuneo: PMMA collimators installed on the LED light sources. Light-diffusing prismatic screen in PMMA siliconed flush with the lighting cap.

Cuneo mini: High-yield COB LED source with high-reflection anodized aluminum body. Etched tempered glass screen glued flush to the lighting body with silicon.

Power connection to the mains to be carried out outside the fixture, without the need to open, by means of a pre-installed IP65 connection device suitable for cables with a diameter between 6 and 13 mm.

Wall installation by means of a bracket in folded steel sheet to which the fixture is fastened with two screws.

Screws in AISI 316 stainless steel.

All the components in die-cast aluminum and the steel bracket for wall or floor fixing are painted by means of 3-stage outdoor treatment: nanotechnologies, antioxidant primer, polyester paint.

CUNEO, CUNEO MINI

Grey-white Ral 9002 — **00**
Rust — **10**
Anthracite Grey — **20**
AS

220/240Vac 50/60Hz power supply unit included

* MacAdam 3SDCM CRI = 80

MacAdam 2SDCM CRI = 90

IP65

CUNEO*

W	Weight	Beam	Flux	CCT	Code
15W	1,8 kg	AS	1022 lm	3000K	**T0827.** 00/10/20



Life L70 (17K) > 103000h

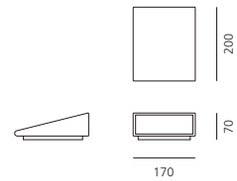

CUNEO MINI

W	Weight	Beam	Flux	CCT	Code
11W	0,88 kg	AS	805 lm	3000K	**T0828.** 00/10/20



Life L70 (11K) > 61000h

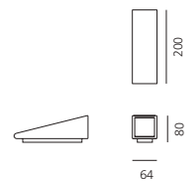



Dreispitz outdoor

Herzog & de Meuron 2024

In the outdoor version, the Dreispitz section grows to meet technical requirements and establish a harmonious connection with both architecture and nature in the expansive outdoor areas.

Dreispitz outdoor is conceived as a vertical suspension with diffusing elements on all three sides of the triangular section. Available in two lengths, 90 and 120 cm, providing the flexibility to tailor the lighting based on the heights of the spaces and the required performance.

Like with Dreispitz, the central core contains the electronics, while the lighting elements are modular. Ideal for both private and public spaces, it engages with architecture with a presence that effectively defines and characterises the illuminated areas.

For further information on Dreispitz outdoor
visit artemide.com

DREISPITZ OUTDOOR

Silver Green Black

MacAdam 3SDCM
Life L70 (6K) 50000h
CRI = 90

IP65

SUSPENSION VERTICAL

3 Diffused emissions

Lenght	W	CCT	Flux	Colors	Code
900 mm	30W	3000K	3586 lm		**1858000A**
			3280 lm		**1858010A**
			3206 lm		**1858030A**
1200 mm	42W	3000K	4931 lm		**1859000A**
			4510 lm		**1859010A**
			4408 lm		**1859030A**



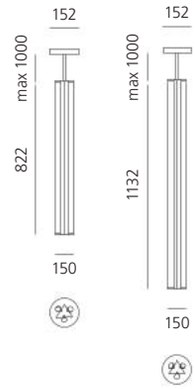

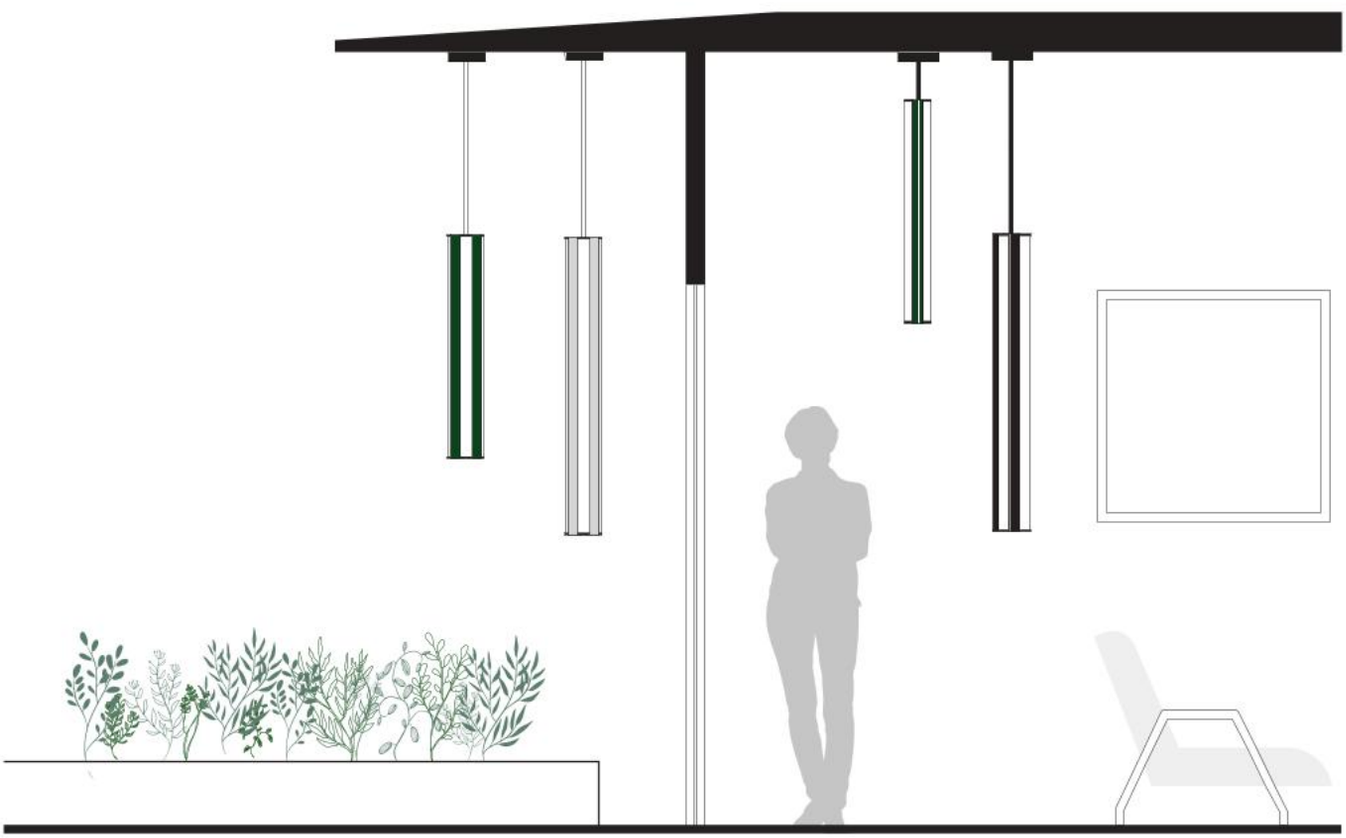

Funivia outdoor

Carlotta de Bevilacqua
2022

Funivia is a functional network that is free and inclusive and can evolve through the cooperation of its elements. It starts out from the essential, with a “mountaineering” spirit, discovering a new level of freedom of light in spaces, now both indoor and outdoor.

A rope, the cable that supplies energy and the nails, the elements used to fix within space, form the basis to go far beyond the limits dictated by the rigidity of standard systems.

The cable, with a special minimum section that can withstand mechanical tension and thermal stress, is the channel that distributes the system’s energy. From a single power supply, it can run infinitely with the only limit being the power installed on its length.

The light elements are connected to the cable via a “bridge” element.

PATENT OF INVENTION

For further information on Funivia outdoor
visit artemide.com

FUNIVIA OUTDOOR - CABLE

Black

04

Cuttable on-site

Power supply kits and lighting appliances to be ordered separately

Cable reinforced with aramid fiber

Length	Color	Code
5000 mm	●	FT00004
10000 mm	●	FT00104
20000 mm	●	FT00204



8

5

Black

04

Cube

Length	Color	Code
60 x 60 h 60 mm	●	**FT01004**



Tensioner

Color	Code
●	**FV03004**

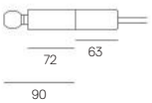

n.1 Cube FT01004 + n.1 Tensioner FV03004

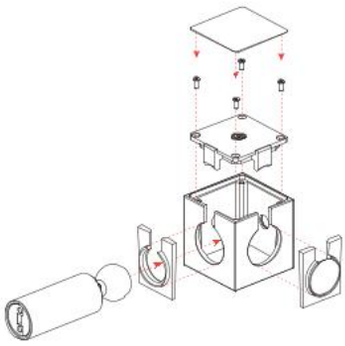

n.1 Cube FT01004 + n.2 Tensioners FV03004

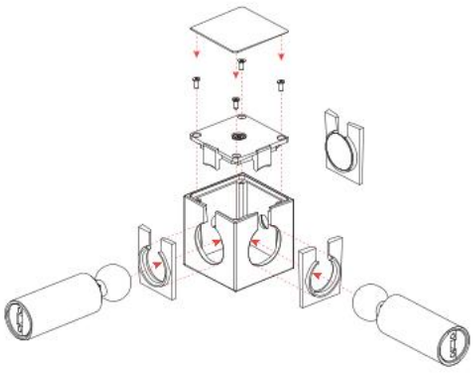

FUNIVIA OUTDOOR - MECHANICAL JOINTS

Black

04

Diverter

Length	Color	Code
Ø 40 x h 55,5 mm	●	**FV02004**



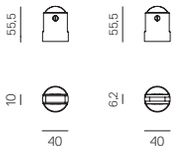

Anchor plate*

Length	Color	Code
150x150 h 6 mm	●	**FT07004**



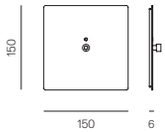

* Accessory for Cube and Diverter.

Single cable support (for long distances)

Length	Color	Code
Ø 20 x h 15 mm	●	**FV05004**



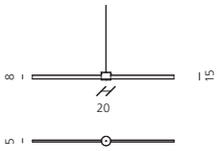

Double cable support (for long distances)

Length	Color	Code
Ø 20 x h 30mm	●	**FV06004**



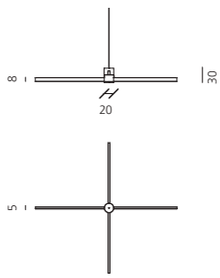

SMD - Power supply	Color	Undimmable Code
100W SMD power supply kit CV 110-277V 24V - IP65 ⏚ - 306 x 140 x 44 h	●	**DV1114**
200W SMD power supply kit CV 110-277V 24V - IP65 ⏚ - 306 x 140 x 44 h	●	**DV1113**

Remote power supply	Color	Undimmable Code
100W Remote power supply unit CV 110-277V 24V - IP65 ⏚ - 245 x 68 x 39 h	●	DV1117
200W Remote power supply unit CV 110-277V 24V - IP65 ⏚ - 220 x 68 x 39h	●	DV1116



100W POWER SUPPLY - DV1114/DV1117

MAX POWER OUTPUT 85W

max power configuration load 40W - max configuration length 52 m

max power configuration load 60W - max configuration length 35 m

max power configuration load 85W - max configuration length 25 m

200W POWER SUPPLY - DV1113/DV1116

MAX POWER OUTPUT 175W

max power configuration load 100W - max configuration length 20 m

max power configuration load 140W - max configuration length 15 m

max power configuration load 175W - max configuration length 12 m

FL WF

19° 35°

MacAdam 2SDCM
Lifetime L70 (24K) > 145000h
* MacAdam 3SDCM
Lifetime L70 (7K) > 40000h
CRI = 90

IP65

"O" 45 *, ELEMENTAL

Diameter	W	Flux	CCT	Color	Code
450 mm	15 W	972 lm	3000K	●	**FT21004**

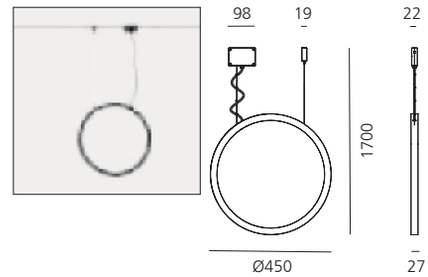

"I" *, ELEMENTAL

Length	W	Flux	CCT	Color	Code
1400 mm	15 W	1056 lm	3000K	●	**FT71004**

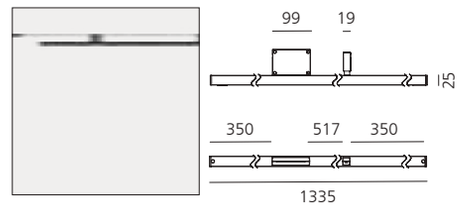

SPHERE 14

W	Flux	CCT	Color	Code
6,5 W	670 lm	3000K	○	**FT61004**

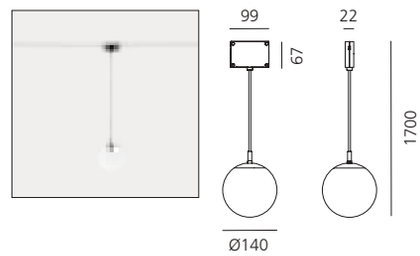

LA LINEA 25, BIG-BJARKE INGELS GROUP

W	Flux	CCT	Color	Code
4,8 W/m	600 lm/m	3000K	○	**FT31004**

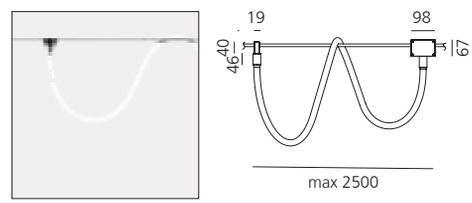

OBICE MINI SPOT, ALESSANDRO PEDRETTI

W	Beam	Flux	CCT	Color	Code
6,5 W	FL 19°	586 lm	3000K	●	**FT41104**
	WF 35°	456 lm	3000K	●	**FT41204**

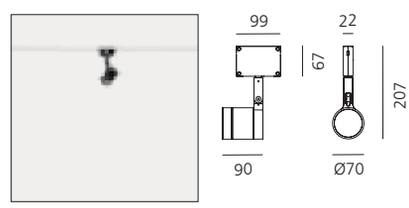

OBICE MINI SUSPENSION, ALESSANDRO PEDRETTI

W	Beam	Flux	CCT	Color	Code
6,5 W	FL 19°	586 lm	3000K	●	**FT51104**
	WF 35°	456 lm	3000K	●	**FT51204**

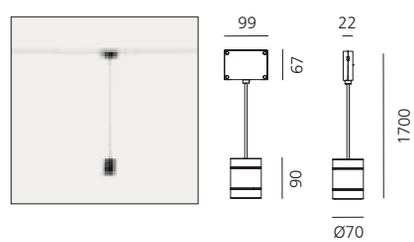

Gople outdoor

BIG
2020

For further information on Gople outdoor
visit artemide.com



Starting from the iconic silhouette of the glass diffuser, Gople proposes new sizes and materials to create different ways of lighting spaces.

BIG designs a family of outdoor lights with the freedom and flexibility to suit any space, with an almost nomadic character.

The diffuser, made in lightweight, durable plastic, is the central element of the project which combines with other elements to bring light into spaces, giving rise to different versions of Gople outdoor.

The different versions interpret a common approach to light that develops close interactions with activities and people.

Enabling new ways of using light in outdoor spaces with the utmost freedom, Gople outdoor can be reused and reinterpreted in multiple spaces and situations.

GOPLE OUTDOOR

White

XF

IP44

GOPLE OUTDOOR

IP67		
W	Weight	Code
LED Retrofit max 1x21W (E27)	4,00 Kg	**T040020**

ACCESSORIES

IP67		
		Code
Suspension kit		**T040120**
Stem	88 mm	**T040220**
	563 mm	**T040320**
	1038 mm	**T040420**
Stem base	Ø 336 mm	**T040520**
Spike		**T040620**

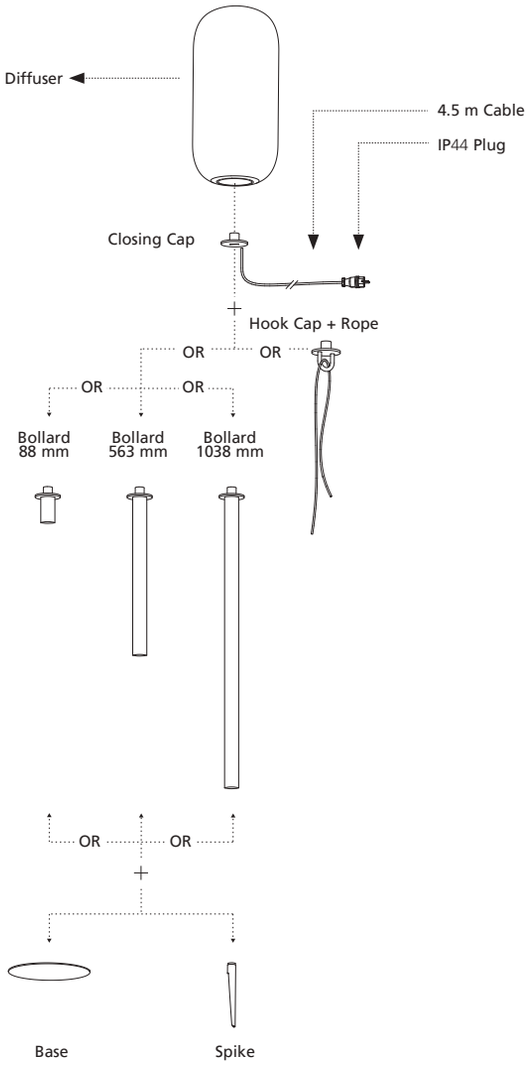

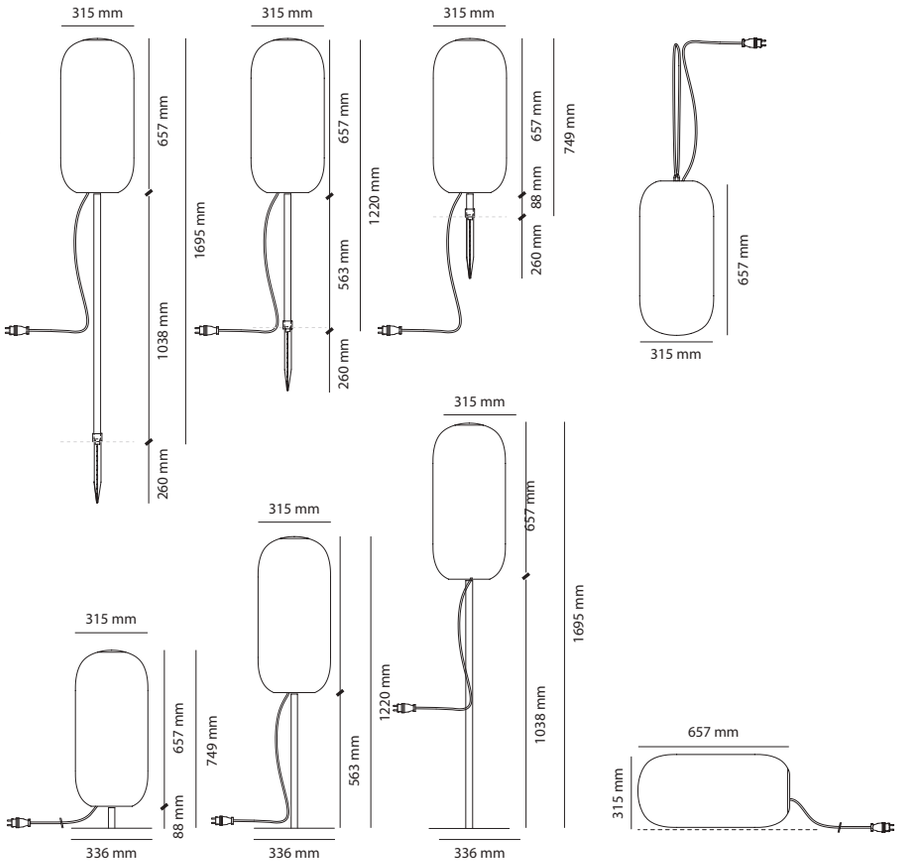

Granito LED

Ernesto Gismondi
2010

Light fixture with LED source.

The four light beams projected through the fissures on the sides make it particularly suitable for lighting drives or creating light effects in parks and gardens.

Available in 2 heights: h 30cm and h 60cm.

Available in 1 finish: Cor-ten (weathering steel).

Ground mounting plate in steel with 3-stage outdoor treatment: nanotechnologies, antioxidant primer, polyester paint.

AISI 316 stainless steel screws and silicone seal gaskets.

Electronic ballast.

Suitable for watertight connection.

For further information on Granito LED visit artemide.com

GRANITO LED

Rust	AS	220/240Vac 50/60Hz power supply included	MacAdams 3SDCM Lifetime L70 (9K) > 51400h	IP65 IK10
00				

GRANITO 30 LED

W	Weight	Flux	CCT	Code
11W	10,60 kg	46 lm	3000K	**T083200**

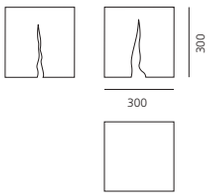

GRANITO 60 LED

W	Weight	Flux	CCT	Code
11W	16,60 kg	40 lm	3000K	**T083300**



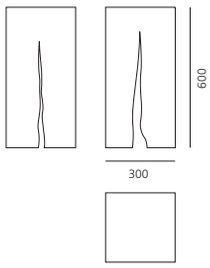

The colour of Cor-ten steel may change in time depending on weather conditions. Before stabilization, Cor-ten steel may release rust powder that may stain the surface where it is placed.
Artemide recommends not to position it on sensitive surfaces, such as clear stones, marbles, etc.



Private villa, Catania, Italy, Ph. Federico Villa

Molla

Ernesto Gismondi
2011

Light fixture with 2 combined light beams: the large one with lighting function and the narrow one with decorative function.

Wall installation. The fixture can be installed with the main beam pointed either downwards or upwards according to the kind of lighting desired (direct or indirect).

The large beam is obtained by the combination of a monochromatic LED light source with a reflector. The narrow beam is obtained by the combination of a monochromatic LED light source with a high-performance projector.

Available in two finishes: light grey and anthracite grey painted.

Consists of lighting cap unit and terminal board fixed together by means of locking screws.

Cap and terminal board in die-cast EN AB-47100 aluminium.

Watertight gasket in silicone rubber.

Electronic ballast integrated in the fixture.

Projector consists of a body in reinforced polymer and PMMA lenses.

Tempered and silkscreened light-diffusing glasses, siliconed flush with the lighting cap.

Power connection to the mains to be carried out outside the fixture, without the need to open it, by means of a pre-installed IP65 connection device suitable for cables with a diameter between 6 and 13 mm.

Wall fixing by means of a bracket in folded steel sheet to which the fixture is fastened with two screws.

Locking screws used outside the fixture in AISI 316 stainless steel.

Die-cast aluminium and bracket painted with 3-stage outdoor treatment: nanotechnologies, antioxidant primer, polyester paint.

For further information on Molla visit artemide.com

MOLLA

Grey-white Ral 9002 — **00**

Anthracite Grey — **10**

AS

220/240Vac 50/60Hz
power supply unit included

MacAdam 3SDCM
Lifetime L70 (6K) > 36000h
CRI = 90

IP65

W	Weight	Beam	Flux	CCT	Code
12W	2 kg	AS	618 lm	3000K	**T4190NLW.** 00/10

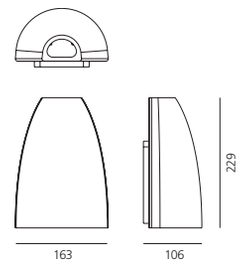

Niki

Ernesto Gismondi
1999

NIKI

Inox Satiny	Inox Polished	XF	220/240Vac 50/60Hz Max 12W LED E27 (light source not included)	IP65 IK06
15	**13**			

W	Weight	Beam	Bulb	CCT
max 12W	3 kg	XF	E27	3000K

Code
AH100. 13/15



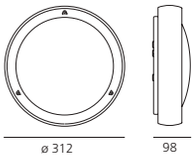

For further information on Niki
visit artemide.com

Light fixture with diffuse emission, with LED sources.

Wall and ceiling installation.

Lamp unit in AISI316 stainless steel.

Moulded covering frame in AISI316 stainless steel, satiny or polished finish.

AISI 316 stainless steel screws and polyurethane seal gaskets.

Suitable for watertight connection.

Nottola

Alexander Bellman
2021

Nottola is an outdoor suspension lamp, thin and elegant, that offers diffused lighting and projects a subtle play of shadows into the environment.

A metal structure encloses the diffusing lighting body and through a few simple touches, defines a volume “without substance”.

It is a modern lantern that adapts perfectly to contemporary architecture but will also fit unobtrusively into the oldest of spaces, with full respect for the stylistic characteristics of the architecture.

For further information on Nottola
visit artemide.com

NOTTOLA

Brass

XF

MacAdam 2SDCM
Life L70 (9K) > 50000h
CRI = 90

IP65

NOTTOLA

W	Weight	Beam	Flux	CCT	Code
20W	5,20 kg	XF	2034 lm	3000K	**T070010**

The product is supplied with two interchangeable tiges,which allow to obtain two different lengths.



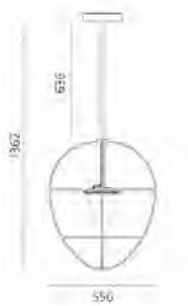

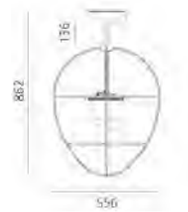

“O”
Elemental
2018
ARTEMIDE
APP
For further information on “O”
visit artemide.com

“ O ”

Black

XF

MacAdam 3SDCM
Life L70 (6K) > 40000h
CRI = 90

IP20 / IP67

“O” 150

“O” 150 suspension

Ø	W	Weight	Beam	Flux	CCT	Code
1500 mm	60W	6,50 kg	XF	3126 lm	3000K	**T072230**



IP67

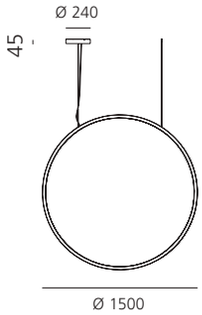

“O” 150 floor

Ø	W	Weight	Beam	Flux	CCT	Code
1500 mm	65W	13,00 kg	XF	3126 lm	3000K	**T071230**



IP67

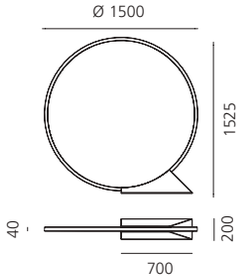

“O” 150 floor indoor

Ø	W	Weight	Beam	Flux	CCT	Code
1500 mm	65W	13,50 kg	XF	3126 lm	3000K	**T073130APP**

IP20

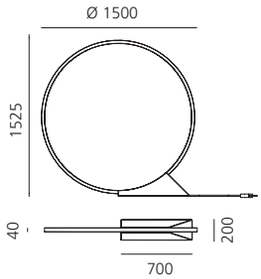

“O” 90

“O” 90 suspension

Ø	W	Weight	Beam	Flux	CCT	Code
900 mm	43W	4,40 kg	XF	1830 lm	3000K	**T072030**

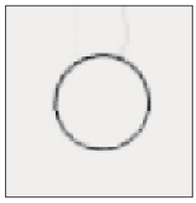

IP67

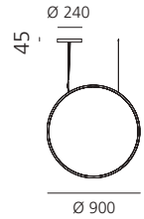

“O” 90 floor

Ø	W	Weight	Beam	Flux	CCT	Code
900 mm	43W	6,70 kg	XF	1830 lm	3000K	**T071030**



IP67

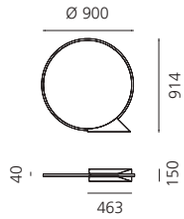

“O” 90 floor indoor

Ø	W	Weight	Beam	Flux	CCT	Code
900 mm	43W	6,90 kg	XF	1830 lm	3000K	**T073030**
						T073030APP



IP20

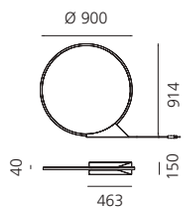

“ O ”

Black

XF

MacAdam 3SDCM
Life L70 (6K) > 40000h
CRI = 90

IP67

“O” 45

“O” 45 suspension

Ø	W	Weight	Beam	Flux	CCT	Code
450 mm	19W	2,20 kg	XF	875 lm	3000K	**T072130**

“O” 45 floor / wall / ceiling

Ø	W	Weight	Beam	Flux	CCT	Code
450 mm	19W	2,20 kg	XF	875 lm	3000K	**T071130**

Reeds

Klaus Begasse
2013

Floor light fixture with diffuse emission, with monochromatic LED light sources.

Available with IP67 and IP68 for outdoors, both in Single or Triple shape.

Light is diffused through 7 PMMA rods with different heights to give the impression of a reed bed and which can be screwed to the base by means of AISI 316 stainless steel bushes. Part of the light is also diffused on the floor around the base.

The base has an irregular shape, which has been designed to allow a «mosaic» connection with other light fixtures so as to create an elaborate composition as needed.

Reeds IP67

Consists of a base made up of a transparent polycarbonate casing installed between 2 AISI316 stainless steel plates fixed by means of AISI316 stainless steel screws. Water sealing is assured by a silicone gasket. The light fixture can be fastened to the floor by means of the holes in the lower plate. Technopolymer aesthetic cover.

Complete with integrated ballast and supplied with a 1.5 m-long H05RN-F 2x1 cable provided with IP67 connector for the electrical connection to the mains suitable for 5-13.5 mm diameter cables.

Reeds IP68

Consists of a base made up of a transparent polycarbonate casing installed between 2 AISI316 stainless steel plates fixed by means of AISI316 stainless steel screws. Water sealing is assured by a silicone gasket. The light fixture can be fastened to the floor by means of the holes in the lower plate. Technopolymer aesthetic cover.

The light fixture is supplied with 24V DC power and is provided with a 5 m-long H05RN-F 2x1 cable with IP68 connector for the electrical connection to the mains suitable for 5-13.5 mm diameter cables.

For further information on Reeds
visit artemide.com

REEDS

Anthracite Grey
20

AS

MacAdam 3SDCM
Life L70 (17K) > 102000h
CRI = 80

IP67 / **IP**68
IK10

IP67

W	Weight	Beam	Flux	CCT	Code
8W	2,53 kg	AS	105 lm	3000K	**T087400**

Power supply unit included.



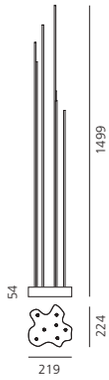

IP68

W	Weight	Beam	Flux	CCT	Code
8W	2,53 kg	AS	105 lm	3000K	**T087500**

Power supply unit 24Vdc supplied separately.



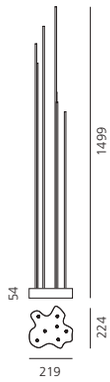

Driver	Vac in	Vac out	Lmm	Wmm	Hmm	IP	Code
25W 24Vdc	110-277	24	150	40	32	67	**T409996**
60W 24Vdc	110-277	24	165	43	32	67	**T409998**
90W 24Vdc	110-277	24	165	61	36	67	**T409999**

Villa Necchi Campiglio, Milan, Italy, Ph. Federico Villa

REEDS TRIPLE

Anthracite Grey	AS	MacAdam 3SDCM Life L70 (17K) > 102000h CRI = 80	IP67 / IP68 IK10
20			

IP67

W	Weight	Beam	Flux	CCT	Code
23W	7,38 kg	AS	314 lm	3000K	**T087700**

Power supply unit included.





IP68

W	Weight	Beam	Flux	CCT	Code
23W	7,38 kg	AS	314 lm	3000K	**T087800**

Power supply unit 24Vdc supplied separately.



Driver	Vac in	Vac out	Lmm	Wmm	Hmm	IP	Code
60W 24Vdc	110-277	24	165	43	32	67	**T409998**
90W 24Vdc	110-277	24	165	61	36	67	**T409999**

Se|eS

Carolina Gismondi de Bevilacqua, Daniele Moioli
2022

Se|eS wants to become a spatial palindrome which hides itself in illuminating and reflecting its surroundings.

Se|eS is a disk mirrored on both sides which, with a continuous light set back on the side, illuminates the environment without invading it.

Se|eS is a perfect solution for indoor and outdoor space, it reflects the architecture creating new perspective and interacts with the dynamism of the surrounding nature.

Se|eS can be oriented on the vertical axis, creating multiple sets. The two heights from the ground and the suspended version allow to capture different points of view and reflections to change the perception of the space creating scenographic landscape.

For further information on Se|eS
visit artemide.com



Mirror | XF | CRI = 90 | IP44 / IP65

SE|ES FLOOR 180

SE|ES FLOOR 180 - IP65

W	Weight	Beam	Flux	CCT	Code
35W	28,80 kg	XF	1138 lm	3000K	**T070514**



IP65

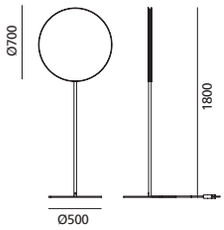

SE|ES FLOOR 180 - IP44

W	Weight	Beam	Flux	CCT	Code
35W	28,80 kg	XF	1138 lm	3000K	**T070510**



IP44

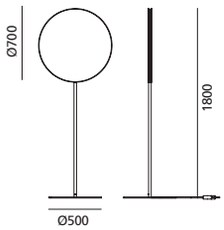

SE|ES FLOOR

SE|ES FLOOR - IP65

W	Weight	Beam	Flux	CCT	Code
35W	16,70 kg	XF	1138 lm	3000K	**T070414**

IP65

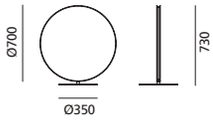

SE|ES FLOOR - IP44

W	Weight	Beam	Flux	CCT	Code
35W	16,70 kg	XF	1138 lm	3000K	**T070410**

IP44

SE|ES SUSPENSION

W	Weight	Beam	Flux	CCT	Code
35W	13,20 kg	XF	1138 lm	3000K	**T070310**

IP65

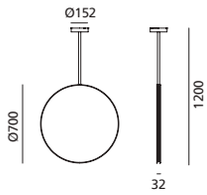

Ph. Pierpaolo Ferrari

Tolomeo outdoor

Michele De Lucchi, Giancarlo Fassina
2015

Floor, suspension, and hook, as well as lampshade and lamppost versions, made with materials and finishes suited for outdoor use.

The LED source is contained within a diffusing cap fitted inside a clear IP65 plastic element.

The suspension version has protection rating IP65, whereas the floor and hook versions with cable and plug have protection rating IP44.

All the versions of Tolomeo Outdoor are available with or without lampshade.

The frames with lighting body of the lamppost and lampshade versions have different features.

Tolomeo outdoor paralume

↳ 821

For further information on Tolomeo outdoor
visit artemide.com

Tolomeo outdoor lampione



TOLOMEO OUTDOOR PARALUME

Structure Aluminum	White	Dove Grey	Black	XF
00	30	40	50	

MacAdam 2SDCM
Life L70 (9K) > 50000h
CRI = 90

IP44 / IP65

TOLOMEO OUTDOOR PARALUME FLOOR

W	Weight	Beam	CCT	Flux	Code
20W	3,8 kg	XF	3000K		**T076150**
Base + rod					**T076300**
Diffuser Ø520 mm				1673 lm	**T077330**
				1022 lm	**T077340**
				858 lm	**T077350**



IP44

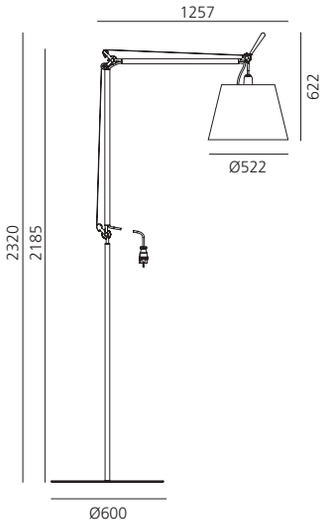

TOLOMEO OUTDOOR PARALUME SUSPENSION

W	Weight	Beam	CCT	Flux	Code
20W	2 kg	XF	3000K		**T076050**
Diffuser Ø520 mm				1673 lm	**T077330**
				1022 lm	**T077340**
				858 lm	**T077350**



IP65

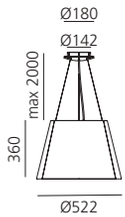

TOLOMEO OUTDOOR PARALUME HOOK

W	Weight	Beam	CCT	Flux	Code
20W	2 kg	XF	3000K		**T076550**
Diffuser Ø520 mm				1673 lm	**T077330**
				1022 lm	**T077340**
				858 lm	**T077350**

IP44

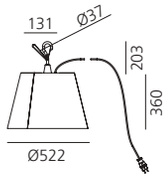

TOLOMEO OUTDOOR LAMPIONE

Structure
Aluminum

00

XF

MacAdam 2SDCM
Life L70 (9K) > 50000h
CRI = 90

IP44 / **IP**65
(wall version)

TOLOMEO OUTDOOR LAMPIONE FLOOR

W	Weight	Beam	Flux	CCT	Code
20W	4,6 kg	XF	2034 lm	3000K	**T078150**
Base + rod					**T076300**

IP44

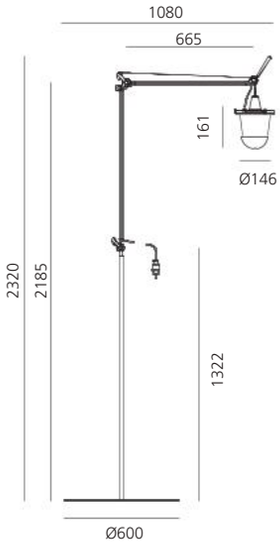

TOLOMEO OUTDOOR LAMPIONE SUSPENSION

W	Weight	Beam	Flux	CCT	Code
20W	2 kg	XF	2034 lm	3000K	**T078050**

IP65

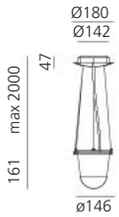

TOLOMEO OUTDOOR LAMPIONE HOOK

W	Weight	Beam	Flux	CCT	Code
20W	2 kg	XF	2034 lm	3000K	**T078550**

IP44

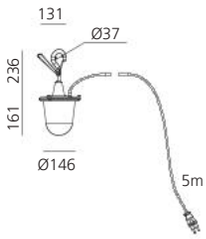

TOLOMEO OUTDOOR LAMPIONE WALL

W	Weight	Beam	Flux	CCT	Code
20W	2 kg	XF	1613 lm	3000K	**T076600**

IP44

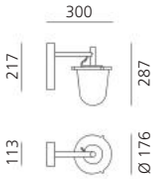

Tolomeo XXL

Michele De Lucchi, Giancarlo Fassina
2009

Light fixture with LED direct emission.

Available with base or fixed support (pivot) made of mass-coloured concrete.

Diffuser in mass-pigmented polypropylene, screen in light-diffusing silkscreened methacrylate, reflector in painted aluminum.

Mobile-arm structure in extruded EN-AW-6060 aluminum with bright anodizing treatment.

Polished-painted articulations in die-cast EN-AB 46100 aluminum.

Adjustment system in AISI 316 stainless steel.

Silicone seal gaskets.

Suitable for watertight connection.

Electronic ballast.

For further information on Tolomeo XXL
visit artemide.com

Meet Design 2011, Rome, Italy

TOLOMEO XXL

Silver Grey
00

XF

220/240Vac 50/60Hz
power supply unit included

MacAdam 3SDCM
Life L70 (6K) 50000h
CRI = 90

IP65

30° base/90° stud

TOLOMEO XXL WITH BASE

LED					
W	Weight	Beam	Flux	CCT	Code
55W	190,00 kg	XF	5052 lm	3000K	**1532150A**

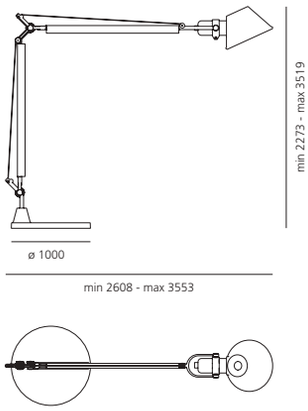

TOLOMEO XXL WITH FIXED SUPPORT

LED					
W	Weight	Beam	Flux	CCT	Code
55W	89,00 kg	XF	5052 lm	3000K	**1535150A**

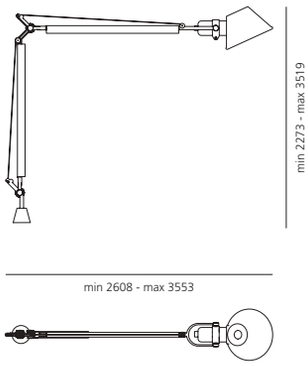

Unterlinden outdoor

Herzog & de Meuron 2022

The characteristic aluminum head of the Unterlinden indoor family grows in a version with a 17 cm diameter instead of 11 cm, to obtain superior light performance and give rise to a perfect version for outdoor settings too.

In the bollard version, the rod exits the centre of the head without compromising its luminous efficiency achieved thanks to a special optics that opens the light along the path.

In the entire Unterlinden family, simplicity is combined with sophistication, expressed in well-balanced and understated shapes, devised with accurate care for details: functional, elegant and unique both in textures and finishes.

For further information on Unterlinden outdoor visit artemide.com

UNTERLINDEN OUTDOOR

Aluminum
79
Fast delivery

Brass
80
Delivery time on demand

XF

* IP connectors to be supplied by installator

IP65

UNTERLINDEN OUTDOOR SUSPENSION

W	Weight	Beam	Flux	CCT	Code
15W	2,70 kg	XF	1325 lm	3000K	**T0.** 79/80 **.0010**

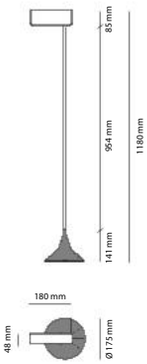

UNTERLINDEN OUTDOOR BOLLARD

W	Weight	Beam	Flux	CCT	Code
9W	4,20 kg	XF	860 lm	3000K	**T0.** 79/80 **.2010**

Driver	Vac		L_{mm} x W_{mm} x H_{mm}	DIM	Code
24W CV 24VDC	110-240		185 x 35 x 35	DALI	**DV1041**
90W CV 24VDC	110-240		250 x 63 x 30	0-10	**DV1075**
90W CV 24VDC	110-240		250x 63 x 30	DALI	**DV1076**
25W CV 24VDC	110-240		148 x 40 x 32	Undimmable	**T409996***
60W CV 24VDC	110-240		163 x 43 x 32	Undimmable	**T409998***
90W CV 24VDC	110-240		161 x 61 x 36	Undimmable	**T409999***

UNTERLINDEN OUTDOOR WALL

W	Weight	Beam	Flux	CCT	Code
15W	5,20 kg	XF	1325 lm	3000K	**T0.** 79/80 **.1010**

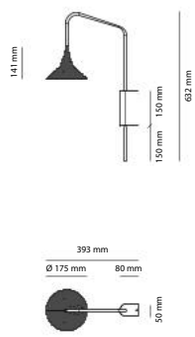

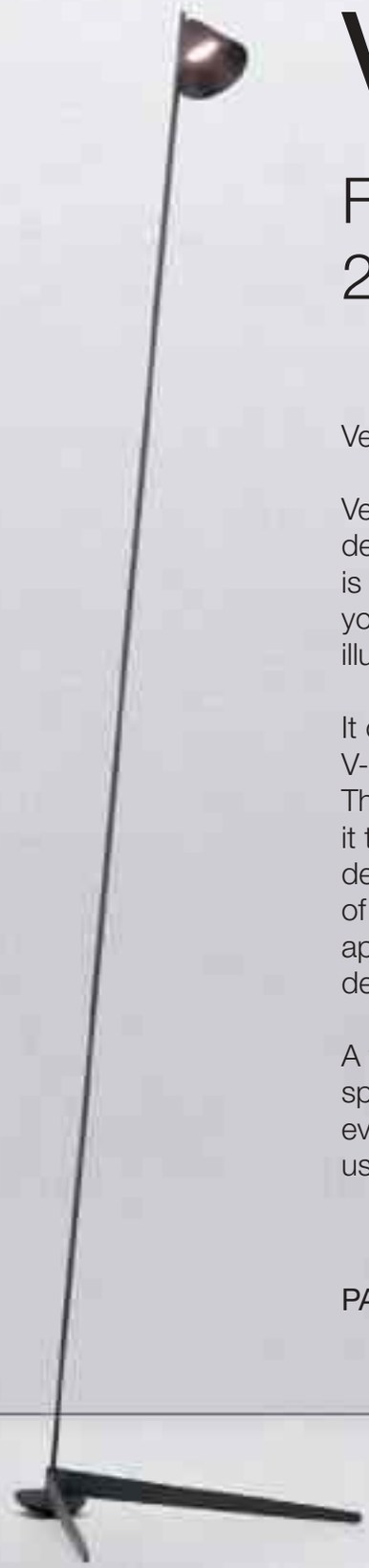

Vea in/out

Foster+Partners Industrial Design 2024

Vea is a floor lamp designed for outdoor use.

Vea embodies a light, minimalist, and elegant design that plays with the balance of its base. It is equipped with adjustable positions, allowing you to raise or lower the light to various heights, illuminating areas of different sizes.

It combines a long, slender stem with a V-shaped base, the centrepiece of the design. The V-shaped base cradles the stem, allowing it to incline from a vertical position up to 30° degrees. This is achieved through a clever play of balance and support - seemingly simple in appearance and use, yet complex in the design definition to achieve the perfect equilibrium.

A versatile solution bridging public and private spaces, it encourages individual interaction even in shared environments, allowing each user to shape their own lighting experience.

PATENT OF INVENTION: OPTICS

For further information on Vea in/out
visit artemide.com

VEA IN/OUT

Anthracite

30

MacAdam 2SDCM
Life L80 (12K) > 66000h
CRI = 90

IP65

90° 360°

Vea in/out				
W	Beam	Flux	CCT	Code
10W	60°	790 lm	3000K	**T077530**



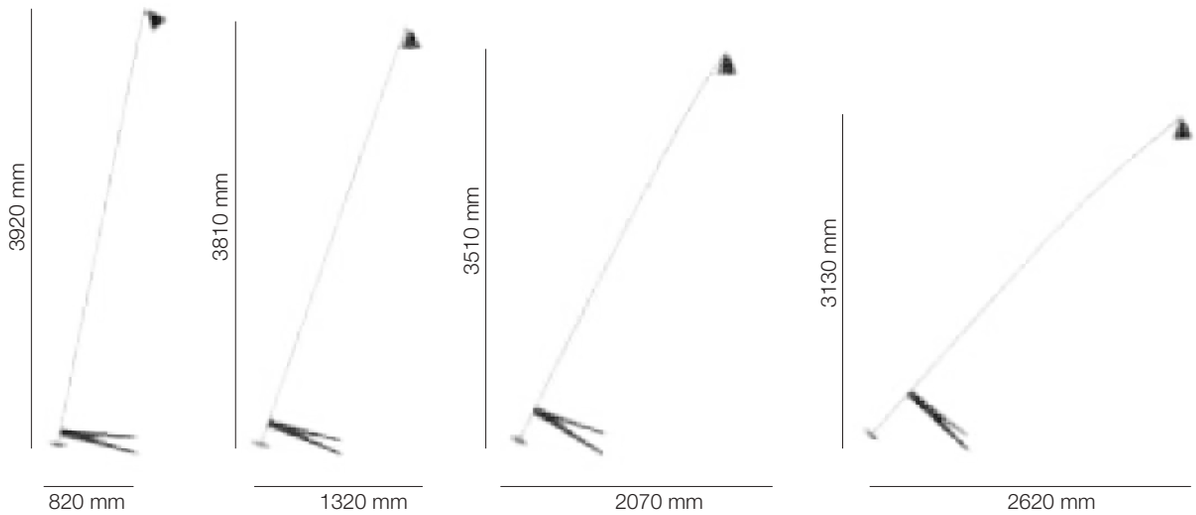

Path lighting

842 ↪ 843

Cefiso 844
Chilone 850
Ciclope 856
Knop 860
Needoo 866
Nuda 878
Oblique 882
Piroscafo 886
Slicing 890
Tetragono 898
Walking 902

Cefiso

Alessandro Pedretti (Studio Rota & Partners) 2011

Light fixture with adjustable direct emission, with high-performance LED light sources.

Floor, wall and eaves installation.

2 sizes: Cefiso 14, Cefiso 20.

Available in two finishes: grey-white painted (RAL 9002) and anthracite grey painted.

Consists of adjustable lighting unit and terminal board. A graduated metal ring allows an accurate adjustment. Positioning is maintained by means of locking dowels.

Body and terminal board in EN AB44100 aluminum, silicone gaskets.

Electronic ballast integrated in the body.

Silkscreened tempered glass siliconed flush with the body to avoid backwater.

Wiring to be carried out inside the terminal board by piercing an IP65 grommet suitable for cables with a diameter of 8-13 mm.

PMMA lenses in 3 different versions of beams.

Screws in AISI 316 stainless steel.

Painted die-cast aluminum with 3-stage outdoor treatment: nanotechnologies, antioxidant primer, polyester paint.

For further information on Cefiso
visit artemide.com

CEFISO

Grey-white Ral 9002 — **00**

Antrhracite Grey — **10**

SP WF EL

220/240Vac 50/60Hz
power supply unit included

MacAdam 3SDCM
Life L70 (24K) > 145000h
CRI = 80

IP65
IK10
90° 180°

CEFISO 14

W	Weight	Beam	Flux	CCT	Code
23W	2,1 kg	SP 9°	1950 lm	3000K	**T418010W.** 00/10
		WF 37°	1654 lm	3000K	**T418039W.** 00/10
		EL 37° x 10°	1596 lm	3000K	**T4180ELW.** 00/10



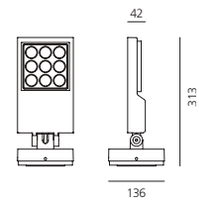

CEFISO 20

W	Weight	Beam	Flux	CCT	Code
38W	4,4 kg	SP 9°	3558 lm	3000K	**T418110W.** 00/10
		WF 37°	3019 lm	3000K	**T418139W.** 00/10
		EL 37° x 10°	2912 lm	3000K	**T4181ELW.** 00/10

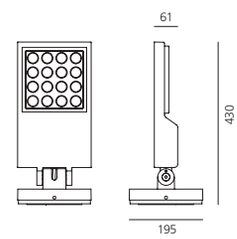

Extra Spot optic (SP)

Concentrated luminous flow to highlight details avoiding unwanted light dispersion.

Wide Flood optic (WF)

Wide luminous flow suitable for lighting large areas.

Elliptical optic (EL)

Elliptical distribution of the luminous flow suitable for wall washer effect.

Centro Servizi dello Studentato Universitario, Trento, Italy
Project by Studio Palerm and Tabares de Nava s.L. Arquitectos + CLA SdS Engeneering, ing Luca Masini

Cefiso pole

Alessandro Pedretti (Studio Rota & Partners) 2011

Light fixture with adjustable direct emission, with high-performance LED light sources.

Pole installation.

Available in two finishes: light grey painted and anthracite grey painted.

Consists of lighting unit and pole support. Fixing is maintained by means of locking dowels.

The pole, not supplied, must have a ø 60 mm and h 90 mm shank to correctly fix the head- pole. The pole height must be 4 m from the ground to provide a correct surface lighting. In this way, the poles can be installed at a distance of 15 m, suitable to light a 4 m carriageway in compliance with S3 class for cycle tracks.

Body in EN AB44100 aluminium, pole support in galvanized iron, silicone gaskets.

Electronic ballast integrated in the body.

The light fixture is protected from impulse overvoltage up to 4KV both in differential and common mode.

Silicone-sealed silk-screened tempered glass.

IP67 connector for electric connection to the mains, it can be housed in the pole compartment and is suitable for cables with a diameter of 5-13.5 mm.

LED circuits with PMMA lenses with road emission beam.

Screws in AISI 316 stainless steel.

All parts in die-cast aluminium and galvanised iron are painted with 3-stage outdoor treatment: nanotechnologies, antioxidant primer, polyester paint.

For further information on Cefiso pole visit artemide.com

CEFISO POLE

Grey-white Ral 9002 — **00**

Antrhracite Grey — **10**

WW

220/240Vac 50/60Hz
power supply unit included

MacAdam 4SDCM
Life L70 (24K) > 145000h
CRI = 80

IP65
IK10

W	Weight	Beam	Flux	CCT
41W	2,1 kg	WW	3.110 lm	3000K

Code
T418200W.00/10

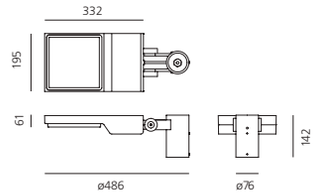

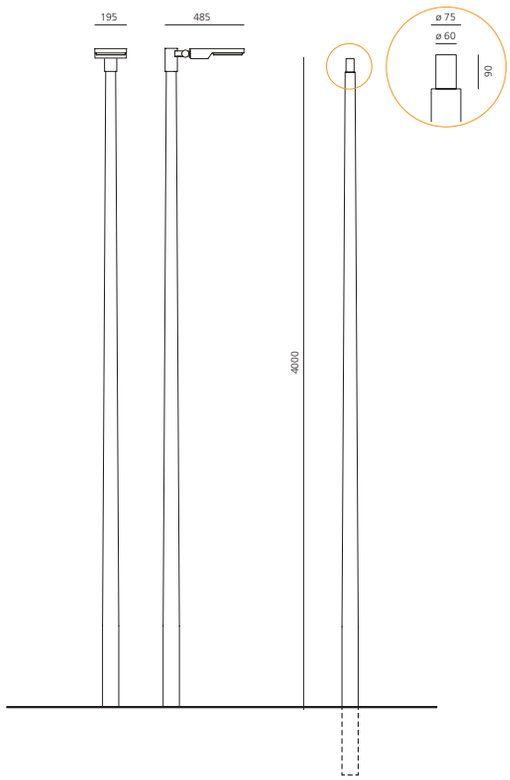

LED 41W			Lighting application	
h	L	a	Em	Emax
4.0 m	4.0 m	15 m	25 lux	45 lux

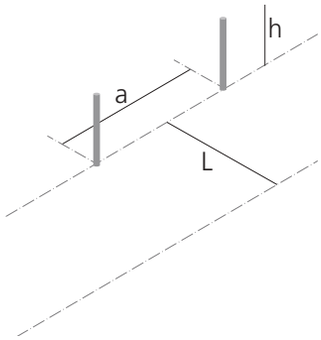

Suitable for street lighting in the class S3 (bike paths).

Chilone

Ernesto Gismondi
2009

Series of light fixtures with direct emission, with high-performance LED light sources.

Floor, pole or wall installation.

Available in 3 finishes: light grey painted (RAL 9002), anthracite grey and rust painted.

Painting is obtained by means of 3-stage outdoor treatment: nanotechnologies, antioxidant primer, polyester paint.

AISI 316 stainless steel screws and silicone seal gasket.

Provided with IP67 cable and connector for the mains connection.

Consists of lamp, lamp support and: wall support (Chilone wall), ground fixing pole (Chilone pole), ground mounting plate (Chilone floor).

Lamp unit in die-cast EN-AB 47100 aluminum.

UV resistant diffuser in shock resistant polycarbonate with satiny finish.

Lamp support in extruded EN-AW-6060 aluminum.

Chilone wall: it can be installed with the light pointed either downwards or upwards. Wall support in steel included.

Chilone pole: height 250 cm, ground fixing pole in painted extruded EN-AW-6060 aluminum. It must be installed by means of a proper foundation plinth.

Chilone floor: available with downward emission in two heights (h45 cm and h 90 cm) and with upward emission (Chilone Up). Support pole in extruded EN-AW-6060 aluminum, chromate treated and painted. Mounting plate in folded, welded and painted steel, with holes for ground fixing by means of log bolts or dowels.

For further information on Chilone
visit artemide.com

Private Villa, Catania, Italy, Ph. Federico Villa

CHILONE

Grey-white Ral 9002	Rust	Anthracite Grey	AS	220/240Vac 50/60Hz Powe supply unit included	MacAdam 5SDCM Life L70 (9K) > 54400h CRI = 80	IP65 IK06
00	**10**	**20**				

CHILONE WALL

W	Weight	Beam	Flux	CCT	Code
14W	3,81 kg	AS	865 lm	3000K	**T0824.** 00/10/20



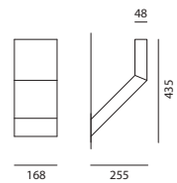

CHILONE FLOOR 45

W	Weight	Beam	Flux	CCT	Code
8W	3,98 kg	AS	350 lm	3000K	**T0822.** 00/10/20



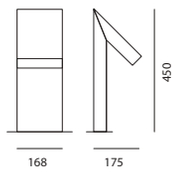

CHILONE UP

W	Weight	Beam	Flux	CCT	Code
14W	3,81 kg	AS	865 lm	3000K	**T0823.** 00/10/20



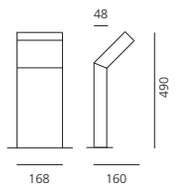

CHILONE FLOOR 90

W	Weight	Beam	Flux	CCT	Code
8W	5,27 kg	AS	350 lm	3000K	**T0821.** 00/10/20



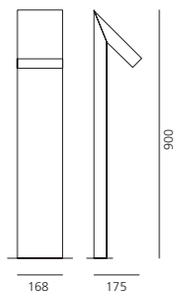

CHILONE POLE

W	Weight	Beam	Flux	CCT	Code
14W	10,65 kg	AS	628 lm	3000K	**T0820.** 00/10/20



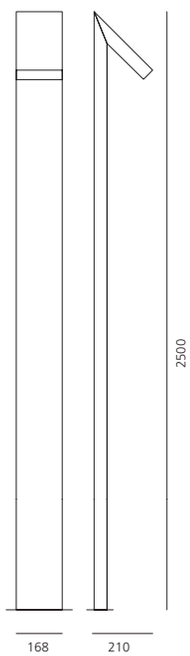

Ranco lakeside, Ranco (Varese), Italy

Ciclope

Alessandro Pedretti (Studio Rota & Partners) 2009

Lighting system with diffuse unilateral or bilateral emission, with high-performance LED light sources.

Light emission is obtained by the combination of six monochromatic LED light sources, a reflector and an opaline diffuser.

Floor in unilateral and bilateral emission, wall or recessed installation.

Available in 3 finishes: light grey (RAL 9002), anthracite grey and rust painted.

Lighting unit consists of: frame in reinforced polymer; diffuser in light-diffusing polycarbonate; plate in pickled, machined and galvanised steel; watertight gasket in silicone rubber; LED circuit; electronic ballast; reflector in painted spun aluminum; PG13.5 cable gland, H05RN-F cable and IP65 electrical connection device suitable for cables with a diameter between 6 and 13 mm to allow electrical interfacing with the external mains without the need to open the fixture.

The lighting unit houses the electrical components and sources.

Aesthetic cover in die-cast EN AB-47100 aluminum. The components in die-cast, extruded aluminum and steel are painted by means of 3-stage outdoor treatment: nanotechnologies, antioxidant primer, polyester paint.

The elements are fixed together by means of screws. All the locking screws used outside the fixture and inside the stem are in AISI 304 stainless steel.

Ciclope floor: available in two heights (h 50 cm and h 90 cm), stem in extruded EN AW-6060 aluminum. Ground mounting plate in folded, welded and painted steel, with holes for ground fixing by means of log bolts or dowels.

Ciclope recessed: recessing box in reinforced polymer, can be ordered separately.

Ciclope wall: box in extruded EN AW-6060 aluminum.

For further information on Ciclope
visit artemide.com

CICLOPE FLOOR

Grey-white Ral 9002	Rust	Anthracite Grey	AS	220/240Vac 50/60Hz power supply unit included Mounting plate included	MacAdam 2SDCM Life L90 (20K) 118000h CRI = 90	IP65 IK10
00	**10**	**20**				

CICLOPE FLOOR 50 UNILATERAL

W	Weight	Beam	Flux	CCT	Code
6,5W	4,5 kg	AS	383 lm	3000K	**T0810.** 00/10/20



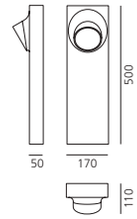

CICLOPE FLOOR 50 BILATERAL

W	Weight	Beam	Flux	CCT	Code
13W	4,5 kg	AS	765 lm	3000K	**T0813.** 00/10/20



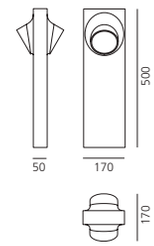

CICLOPE FLOOR 90 UNILATERAL

W	Weight	Beam	Flux	CCT	Code
6,5W	5,5 kg	AS	383 lm	3000K	**T0811.** 00/10/20



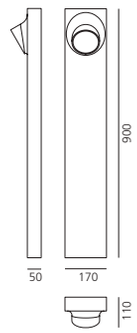

CICLOPE FLOOR 90 BILATERAL

W	Weight	Beam	Flux	CCT	Code
13W	5,5 kg	AS	765 lm	3000K	**T0814.** 00/10/20





CICLOPE RECESSED

W	Weight	Beam	Flux	CCT	Code
6,5W	1,2 kg	AS	383 lm	3000K	**T0815.** 00/10/20
Recessing box					**T081600**

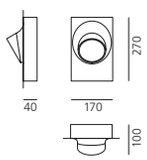

CICLOPE WALL

W	Weight	Beam	Flux	CCT	Code
6,5W	2 kg	AS	383 lm	3000K	**T0812.** 00/10/20



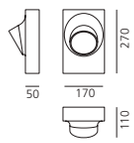

Knop

BIG
2023

Knop collection is iconic in the simplicity of its geometric shapes, perfectly functional and designed to interact with the surrounding natural environment. The curvature of the head echoes the geometry of Gople, a detail that creates a dialogue with BIG's other indoor and outdoor proposals for Artemide.

A "family feeling" that is not formal standardisation but a sign that creates a compositional balance within diversification.

This geometry, combined with carefully selected finishes, is perfect for blending seamlessly into outdoor environments, reflecting nature and helping to keep the bollard head clean.

The Knop collection consists of three elements of different heights and a wall version to cater to the various needs of outdoor spaces, marking paths or creating large illuminated areas where people can linger.

The geometry of the head screens light in compliance with regulations, avoiding glare, and the structure is minimal but very durable, perfect not only for private but also public outdoor spaces.

For further information on Knop
visit artemide.com

Knop typologies



KNOP WALL/CEILING

XF
11W
709 lm
IP65

KNOP 45

XF
11W
760 lm
IP65

KNOP 90

XF
11W
760 lm
IP65

KNOP 225

XF
15W
1020 lm
IP65

KNOP

Silver

XF

MacAdam 3SDCM
Life L70 (19K) > 105000h
CRI = 90

IP65

KNOP 45

W	Weight	Beam	Flux	CCT	Code
11W	2,70 kg	XF	760 lm	3000K	**T050010**

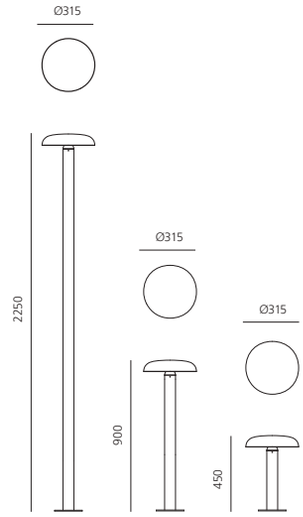

KNOP 90

W	Weight	Beam	Flux	CCT	Code
11W	3,35 kg	XF	760 lm	3000K	**T050110**

KNOP 225

W	Weight	Beam	Flux	CCT	Code
15W	5,00 kg	XF	1020 lm	3000K	**T050210**

KNOP WALL/CEILING

W	Weight	Beam	Flux	CCT	Code
11W	1,80 kg	XF	709 lm	3000K	**T050310**



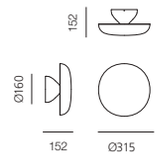

Needoo

Davide Oppizzi
2021

Needoo is a new project that puts the environment first. Comprised of a bollard and three different poles, it offers perfectly controlled light that respects nature by illuminating only what is strictly necessary. Perched atop the pole there is a shelter for birds. The light head is positioned below the nest and consists of a plate which screens the light and forms a surface upon which small animals can rest.

It combines an approach that is mindful of the perceptive needs of humans and animals and that speaks of respecting and sharing spaces. Birds must be able to navigate their way using their natural reference points which are the night sky with the stars and the moon.

The controlled light of Needoo does not interfere with this perception and does not dazzle them. The carefully designed optics, their positioning, the quality of light and its control via integrated sensors help to ensure harmonious co-existence of humans and nature, respecting the circadian rhythms of each species and a positive energy balance.

The interaction between light, humans and nature is guided by smart programming that calibrate light intensity based on presence, employing a gradual progression that creates no unsettling contrasts.

For further information on Needoo
visit artemide.com

Needoo compatibility of components



Needoo pole 900

Needoo pole 2500

Colors:
- Green
- Rust

Needoo pole 900[1]
Ø 75 x 900 mm
Use with:
Head

Needoo pole 2500[1]
Ø 75 x 2500 mm
Use with:
Head

Needoo pole 3000[2]
Ø 75 x 3000 mm
Use with:
Head
Head to nest fitting
Nest

Needoo pole nest 3300[2]
Ø75 x 3300 mm
Use with:
Nest

[1] Provided for installation only by flange.
[2] Provided for installation only by plynth.



Needoo pole 3000

Needoo pole nest 3300



Single light
Light blade emission

Single light
Asymmetric emission

Single light
Rotosymmetric emission

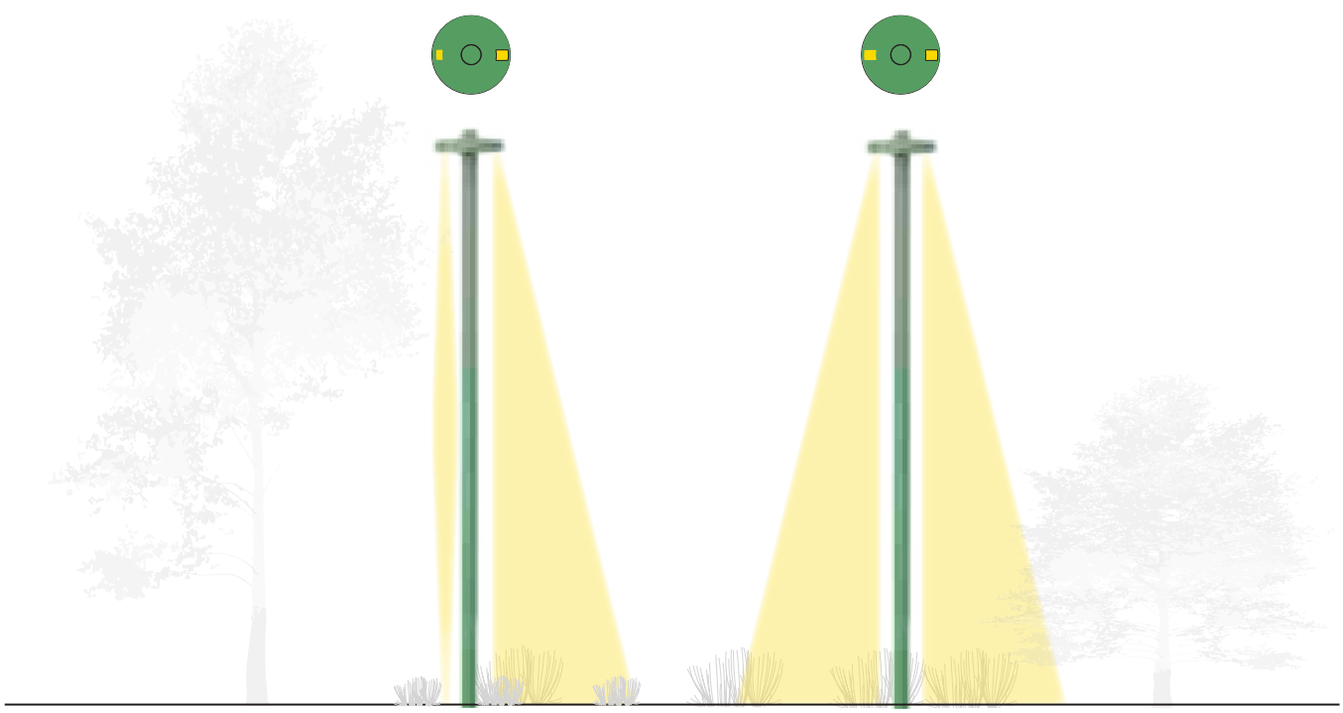

Double light
Asymmetric + Light blade emissions

Double light
Asymmetric emissions

Nesting hatch holes

Ø 26 mm
Code T031700

Suitable for:
Blue Tit
Marsh Tit
Coal Tit
Crested Tit
Common Redstart
Eurasian Nuthatch
Collared Flycatcher
European Pied Flycatcher
Eurasian Wryneck
House Sparrow
Eurasian Tree Sparrow
European greenfinch
Common Firecrest
Common Chiffchaff
European Serìn
Common Chaffinch
Eurasian Blackcap
European Goldfinch
Eurasian Bullfinch

Ø 32 mm
Code T031710

Suitable for:
Common Starling
Great Spotted Woodpecker
Middle Spotted Woodpecker
Collared Flycatcher
Song Thrush
Great Tit
Coal Tit
Crested Tit
Eurasian Wryneck
Song Thrush
Eurasian Nutharch
European Greenfinch
Marsh Tit
Common Chiffchaff
European Serìn
Common Chaffinch
Eurasian Blackcap
Red-backed Shrike
European Goldfinch



Ø 45 mm
Code T031720

Suitable for:
Common Starling
Great Spotted Woodpecker
Middle Spotted Woodpecker
Collared Flycatcher
European Pied Flycatcher
Song Thrush
Great Tit
Coal Tit
Crested Tit
Eurasian Wryneck
Eurasian Nuthatch
European Greenfinch
Marsh Tit
Common Chiffchaff
European Serìn
Common Chaffinch
Eurasian Blackcap
Red-backed Shrike
European Goldfinch

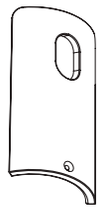

55x29 mm
Code T031730

Suitable for:
Blue Tit
Marsh Tit
Coal Tit
Crested Tit
Common Redstart
Eurasian Nuthatch
Collared Flycatcher
European Pied Flycatcher
Eurasian Blackcap
House Sparrow
Eurasian Tree Sparrow
European Greenfinch
Common Firecrest
Common Chiffchaff
European Serin
Common Chaffinch
European Goldfinch
Eurasian Bullfinch

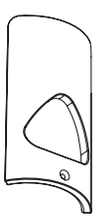

84x93 mm
Code T031750

Suitable for:
White Wagtail
European Pied Flycatcher
Black Redstart
Northern Wren
European Robin
Song Thrush

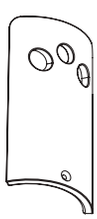

3 holes Ø 26 mm
Code T031740

Suitable for:
Blue Tit
Marsh Tit
Coal Tit
Crested Tit

Bats 67x20 mm
Code T031760

Suitable for:
Soprano Pìpìstrelle

Needoo structure

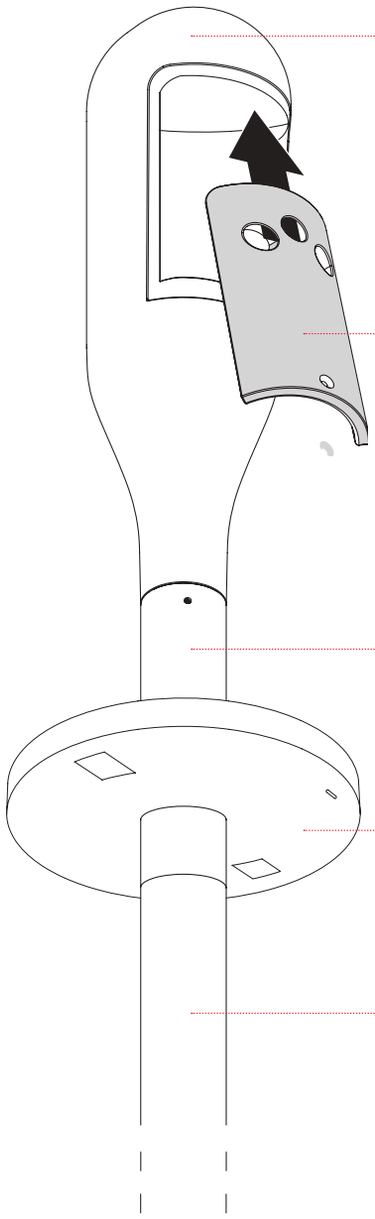

Nest body
Ø 170 x h 590 mm
Green / Rust

Nest hatch
H 170 mm
Dove

Head to nest fitting
Ø 75 x h 273 mm
Green / Rust

Head
Ø 307 x h 217 mm
Green / Rust

Pole
Ø 75 x h 900/2500/3000/3300 mm
Green / Rust

Needoo composition

NEEDOO POLE 900 mm

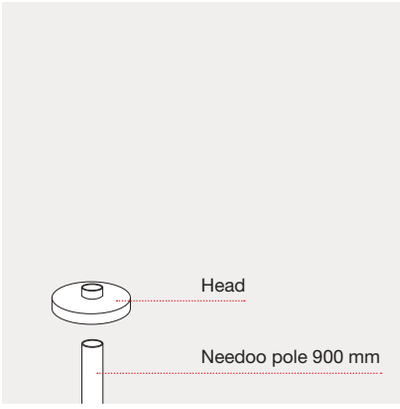

NEEDOO POLE 2500 mm

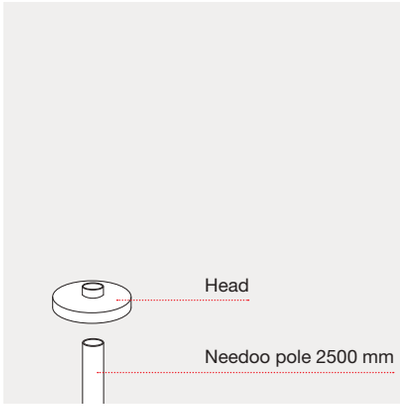

NEEDOO POLE 3000 mm

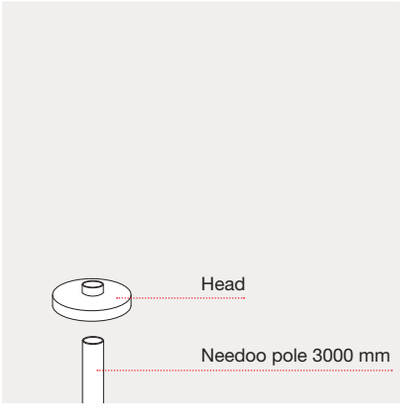

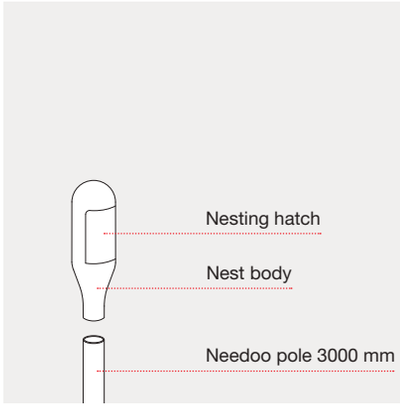

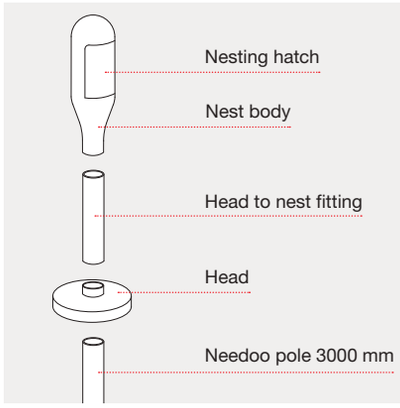

NEEDOO POLE NEST 3300 mm

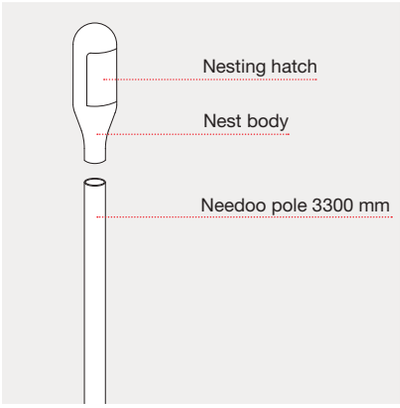

COMMERCIAL POLE Ø 60

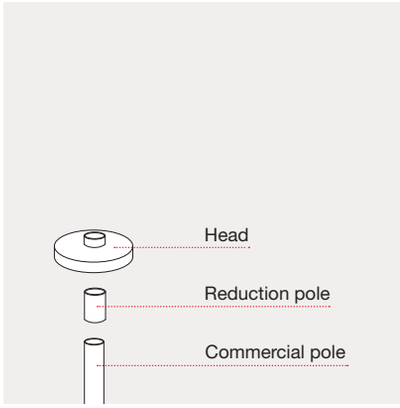

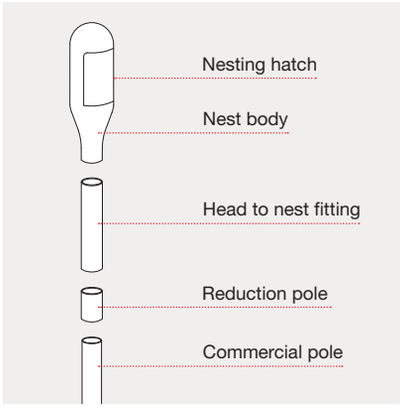

NEEDOO

Rust **00.**

Green **10.**

Dove (Nesting hatch)

MacAdam 2SDCM
Life L70 (24K) 145000h
CRI = 90
* MacAdam 3SDCM
Life L70 (9K) 5000h
CRI = 80

IP65

POLE

Height	Installation	Color	Code
900 mm	Flange	●●	**T0310.** 00/10
2500 mm	Flange	●●	**T0311.** 00/10
3000 mm	Plynth	●●	**T0312.** 00/10
Nest - 3300 mm	Plynth	●●	**T0313.** 00/10

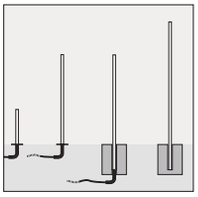

HEAD

SINGLE LIGHT EMISSION

	W	Flux	CCT	Color	Code
Light blade*	4W	23 lm	3000K	●●	**T0304.** 00/10
Asymmetric	11W	455 lm	3000K	●●	**T0301.** 00/10
Rotosymmetric	11W	337 lm	3000K	●●	**T0300.** 00/10

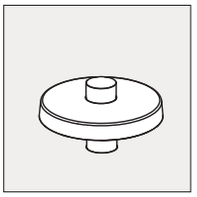

DOUBLE LIGHT EMISSION

	W	Flux	CCT	Color	Code
Light blade* + asymmetric	13W	478 lm	3000K	●●	**T0303.** 00/10
Asymmetric + asymmetric	21W	910 lm	3000K	●●	**T0302.** 00/10

NEST BODY

	Color	Code
Use only poles for plynths	●●	**T0314.** 00/10

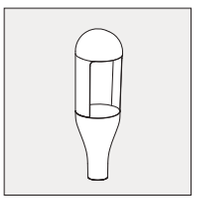

NESTING HATCH

NESTING HATCH 1 HOLE

	Color	Code
Ø 26	●	**T031700**
Ø 32	●	**T031710**
Ø 45	●	**T031720**
Ø 55 x 29 mm	●	**T031730**
Ø 84 x 93 mm	●	**T031750**

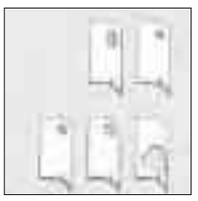

NESTING HATCH 3 HOLES

	Color	Code
Ø 26	●	**T031740**

NESTING HATCH FOR BATS

	Color	Code
	●	**T031760**

NEEDOO

Rust	Green
00.	**10.**

HEAD TO NEST FITTING

	Color	Code
		T0320. 00/10

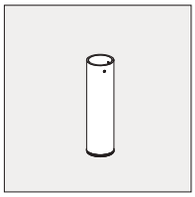

REDUCTION POLE FOR INSTALLATION ON COMMERCIAL POLE Ø 60 mm

	Color	Code
For head		**T0318.** 00/10
For nest body		**T0319.** 00/10

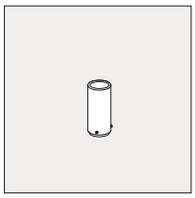

Nuda

Ernesto Gismondi
2010

Series of light fixtures with direct unilateral or bilateral emission, with high-performance LED light sources.

Floor and recessed installation.

Available in 3 finishes: grey-white painted (RAL 9002), dark grey and rust painted.

Painting is obtained by means of 3-stage outdoor treatment: nanotechnologies, antioxidant primer, polyester paint.

AISI 316 stainless steel screws and silicone seal gasket.

Nuda floor

Available in unilateral and bilateral emission version and in two heights (h 50 cm and h 100 cm).

Consist of lamp, support pole and ground mounting plate.

Lamp unit in die-cast EN-AB 47100 aluminium.

UV resistant diffuser in shock resistant polycarbonate with satin finish.

Specular reflector in aluminium. It conveys and diffuses the luminous flow downwards to ensure visual comfort.

Support pole in extruded EN-AW-6060 aluminium, chromate treated and painted.

Mounting plate in folded, welded and painted steel, with holes for ground fixing by means of log bolts or dowels.

Provided with IP67 cable and connector for the mains connection.

Nuda recessed

Consist of lamp and recessing box for recessed wall installation.

Lamp unit in painted die-cast EN-AB 44100 aluminium, complete with holding plate for electrical components.

Specular reflector in aluminium. It conveys and diffuses the luminous flow downwards to ensure visual comfort.

UV resistant diffuser in shock resistant polycarbonate with satin finish.

Aesthetic cover in painted aluminium.

Provided with IP67 cable and connector suitable for H07RN-F cables with a diameter from 5 to 13.5 mm for the mains connection.

Recessing box in reinforced polymer, can be ordered separately.

For further information on Nuda visit artemide.com

Zurich North America Headquarters, Chicago (USA), Ph. Leslie Schwartz Photography

NUDA

Grey-white Ral 9002	Rust	Anthracite Grey	AS	220/240Vac 50/60Hz power supply unit included	MacAdam 5SDCM Life L70 (9K) > 54400h CRI = 80	IP65 IK06
00	**10**	**20**				

NUDA RECESSED

W	Weight	Beam	Flux	CCT	Code
8W	1,24 kg	AS	316 lm	3000K	**T0835.** 00/10/20
Recessing box					**T083400**



NUDA FLOOR 50 UNILATERAL

W	Weight	Beam	Flux	CCT	Code
8W	3,6 kg	AS	316 lm	3000K	**T0836.** 00/10/20



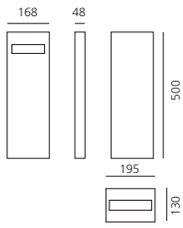

NUDA FLOOR 50 BILATERAL

W	Weight	Beam	Flux	CCT	Code
8W	3,6 kg	AS	335 lm	3000K	**T0837.** 00/10/20



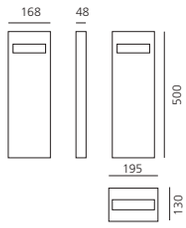

NUDA FLOOR 100 UNILATERAL

W	Weight	Beam	Flux	CCT	Code
14W	5,21 kg	AS	563 lm	3000K	**T0838.** 00/10/20





NUDA FLOOR 100 BILATERAL

W	Weight	Beam	Flux	CCT	Code
14W	5,21 kg	AS	596 lm	3000K	**T0839.** 00/10/20



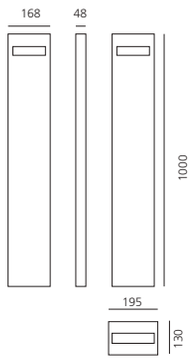

Oblique

Arik Levy
2014

Series of direct-light appliances fitted with high-yield LED sources.

Floor, bollard or wall fitting.

The wall version is available with 2 finishes: painted grey-white (RAL 9002) and anthracite grey.

Pre-treated with hard anodic oxide coating, for enhanced resistance to corrosion, and subsequent polyester painting.

Made up of lighting body, wall mount (wall version); lighting body, bollard available in two heights, floor fixing flange (bollard version).

Accessories available for the wall version include: 250 cm-high bollard; floor fixing peg.

EN-AB 471000 die-cast aluminum lighting body.

EN-AW-6060 aluminum extruded bollard.

Supplied with IP68 connector for connection with mains.

For further information on Oblique
visit artemide.com

OBLIQUE

White	Anthracite Grey	AS	220/240Vac 50/60Hz power supply unit included	MacAdam 2SDCM Life L70 (9K) > 50000h CRI = 90	IP65 IK07
20	**00**				

OBLIQUE BOLLARD 75

W	Weight	Beam	Flux	CCT	Code
23W	4 kg	AS	1263 lm	3000K	**T086300**

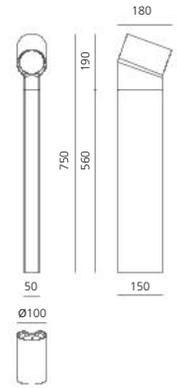

Accessories	Code
Ground picket	**T086500**

OBLIQUE BOLLARD 45

W	Weight	Beam	Flux	CCT	Code
20W	43 kg	AS	1088 lm	3000K	**T086200**

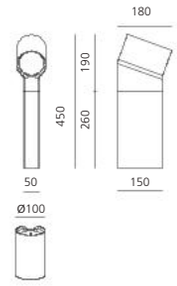

Accessories	Code
Ground picket	**T086500**

OBLIQUE WALL

W	Weight	Beam	Flux	CCT	Code
23W	2 kg	AS	1263 lm	3000K	**T0860.** 00/20

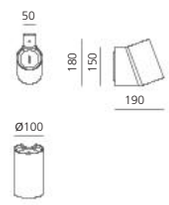

Accessories	Code
Ground picket	**T086500**
Pole	**T086400**

Piroscafo

Ernesto Gismondi
2014

Lighting appliance for ground fixing with directional light emission, using monochrome LED light sources.

The appliance consists of a body and a fixing base of EN-AB 47100 die-cast aluminum finished with a 3-stage outdoor treatment: nanotechnologies, anti-oxidising primer, polyester painting.

Shock-resistant tempered glass screen.

AISI 316 stainless steel screws and silicone seal gaskets.

Provided with cable and IP67 connector for connection to the mains. Supports cables with 7 to 12 mm diameters.

PIROSCAFO

Anthracite Grey	Rust	Green	AS	220/240Vac 50/60Hz power supply unit included	MacAdam 2SDCM Life L70 (11K) > 61000h CRI = 90	IP65 IK09
00	**10**	**20**				

W	Weight	Beam	Flux	CCT
14W	3,65 kg	AS	1123 lm	3000K

Code
T0819. 00/10/20

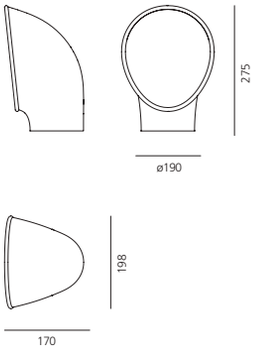

For further information on Piroscafo
visit artemide.com

Villa Necchi Campiglio, Milan, Italy, Ph. Federico Villa

Slicing

BIG
2021

Slicing breaks down the iconic Gople silhouette and scale into different dimensions and proportions to bring light indoor and outdoor, by interpreting the relationship between spaces and nature.

Starting from the principles of production, energy sustainability and respect for the natural environment in which they are inserted, a series of overlapping slats interact with the light and define the body of three suspension lights, two floor and one wall/ceiling elements.

For further information on Slicing visit artemide.com

SLICING

Silver

XF

CRI = 90

IP65

IK10

SLICING BOLLARD

W	Weight	Beam	Flux	CCT	Code
20W	8,20 kg	XF	580 lm	3000K	**T250110**

SLICING STEM

W	Weight	Beam	Flux	CCT	Code
20W	9,20 kg	XF	521 lm	3000K	**T250210**

SLICING WALL/CEILING

W	Weight	Beam	Flux	CCT	Code
14W	1,90 kg	XF	207 lm	3000K	**T250610**



SLICING

Silver

XF

CRI = 90

IP65

IK10

SLICING SUSPENSION

SLICING 21

W	Weight	Beam	Flux	CCT	Code
14W	2,80 kg	XF	418 lm	3000K	**T250310**

SLICING 42

W	Weight	Beam	Flux	CCT	Code
28W	5,60 kg	XF	1600 lm	3000K	**T250410**

SLICING 63

W	Weight	Beam	Flux	CCT	Code
28W	6,80 kg	XF	2149 lm	3000K	**T250510**



Flat packaging

Tetragono

Ernesto Gismondi
2013

For further information on Tetragono
visit artemide.com

Lighting fixtures with direct asymmetrical light (floor version) and radial emission (wall version), with monochromatic LED light sources.

Floor or wall installation.
Finishing: anthracite grey painted.

Tetragono floor: consists of lamp and supporting pole in extruded EN-AW-6060 aluminum, subjected to chromate treatment and painted, height 450 and 900mm, with painted steel base flange, with holes for floor installation by means of log bolts or dowels.

Tetragono wall: light fixture with radial light emission, consists of body and wall fixing plate; Lamp support in extruded EN-AW-6060 aluminum, subjected to chromate treatment and painted, with painted steel base flange, with holes for wall installation.

Lighting unit in die-cast EN-AB 47100 aluminum painted with 3-stage outdoor treatment: nanotechnologies, anti-oxidising primer, polyester paint.

Provided with metalised polycarbonate reflectors.

UV resistant diffuser in shock resistant polycarbonate with bright finish.

AISI 316 fixing screws and silicone gaskets.

Provided with cable and IP68 connector for the connection to the mains suitable for 5-13.5 mm diameter cables (floor version) or for max 3,5 mm diameter cables (wall version).

TETRAGONO

Anthracite Grey	AS	220/240Vac 50/60Hz power supply unit included	MacAdam 2SDCM Life L70 (6K) > 36300h CRI = 90	IP65 IK10

TETRAGONO WALL

W	Weight	Beam	Flux	CCT	Code
15W	1,8 kg	AS	481 lm	3000K	**T417300W00**



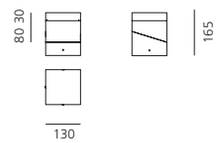

TETRAGONO FLOOR 45

W	Weight	Beam	Flux	CCT	Code
15W	3,4 kg	AS	481 lm	3000K	**T417100W00**

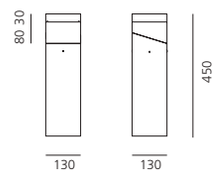

TETRAGONO FLOOR 90

W	Weight	Beam	Flux	CCT	Code
15W	5,4 kg	AS	481 lm	3000K	**T417200W00**



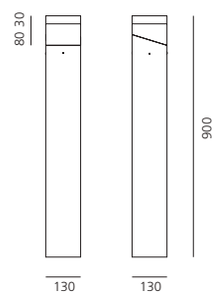

Walking

Carlotta de Bevilacqua
2017

Walking can create different luminous landscapes starting from three white or coloured lighting performances, either single or combined within the same element according to a space gradient of structures of different heights.

It defines a new, exciting lighting language, respectful of the surrounding space, which it approaches with deeds that promote its perception and a man-sized experience.

A dynamic discovery of space that is allowed, among other things, by the possible interaction with sensors, the Artemide App and advanced intelligences.

ARTEMIDE
APP
on request

For further information on Walking visit artemide.com

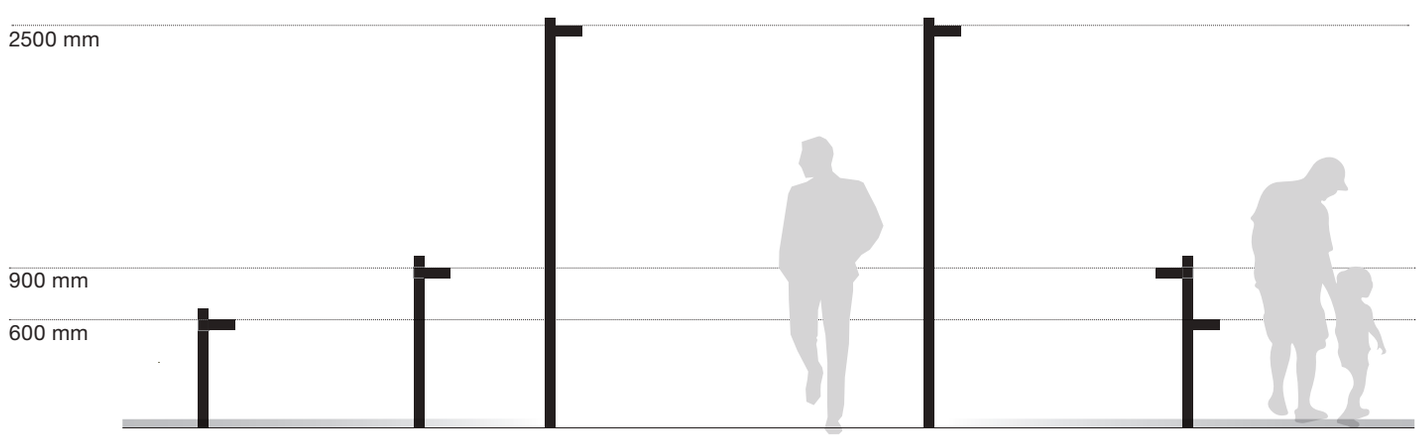



Urban Housing, Milan, Italy, Project by Studio Calzoni, Ph. Michele Nastasi

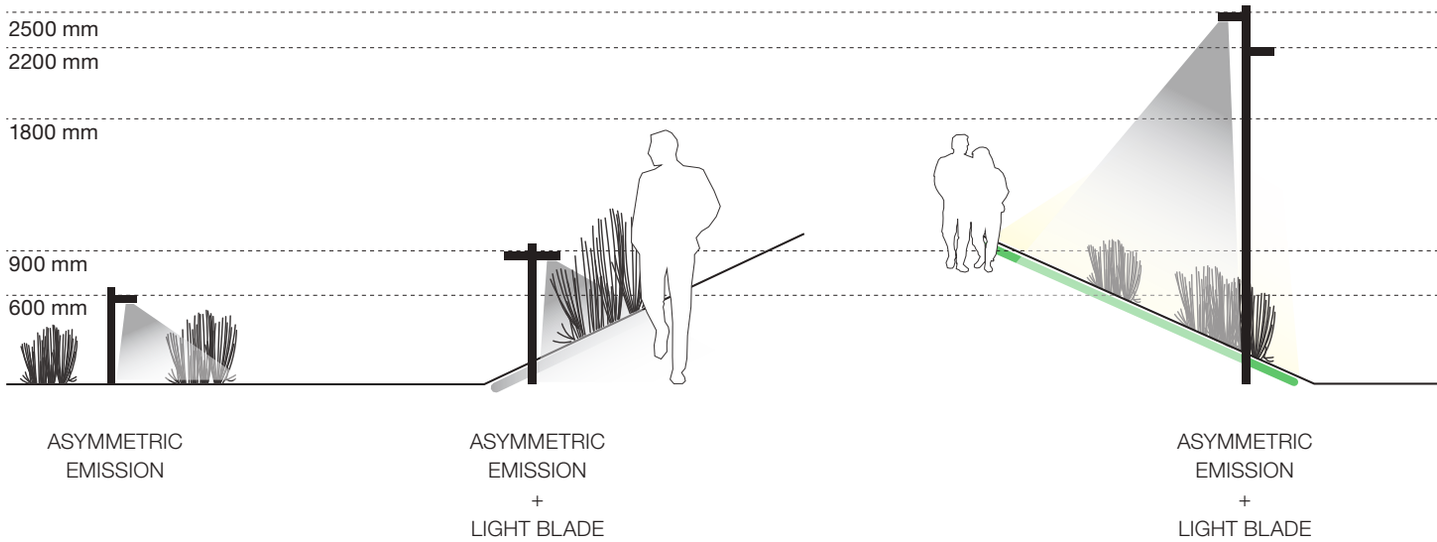



Walking optical system

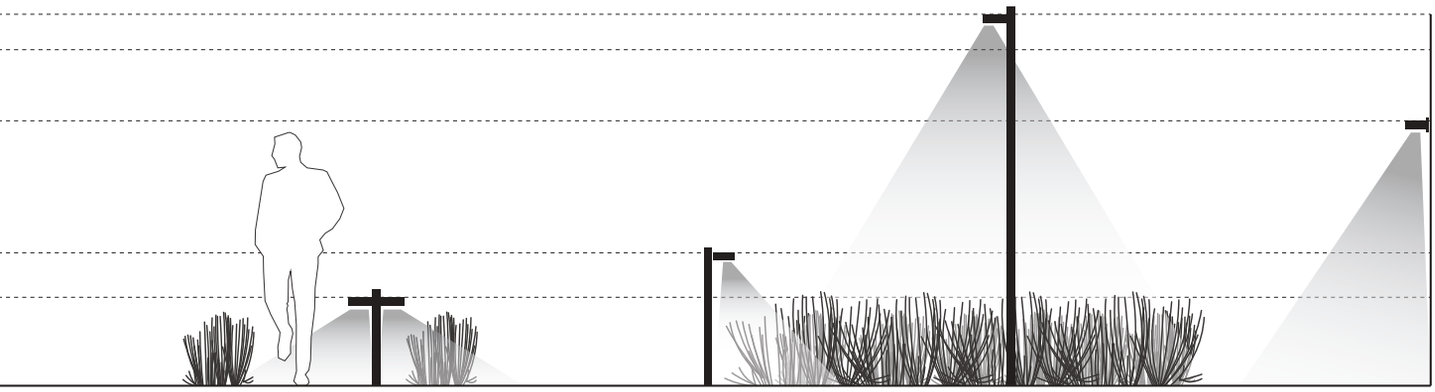

ROTOSYMMETRIC EMISSION

ASYMMETRIC EMISSION

ROTOSYMMETRIC EMISSION

ASYMMETRIC EMISSION

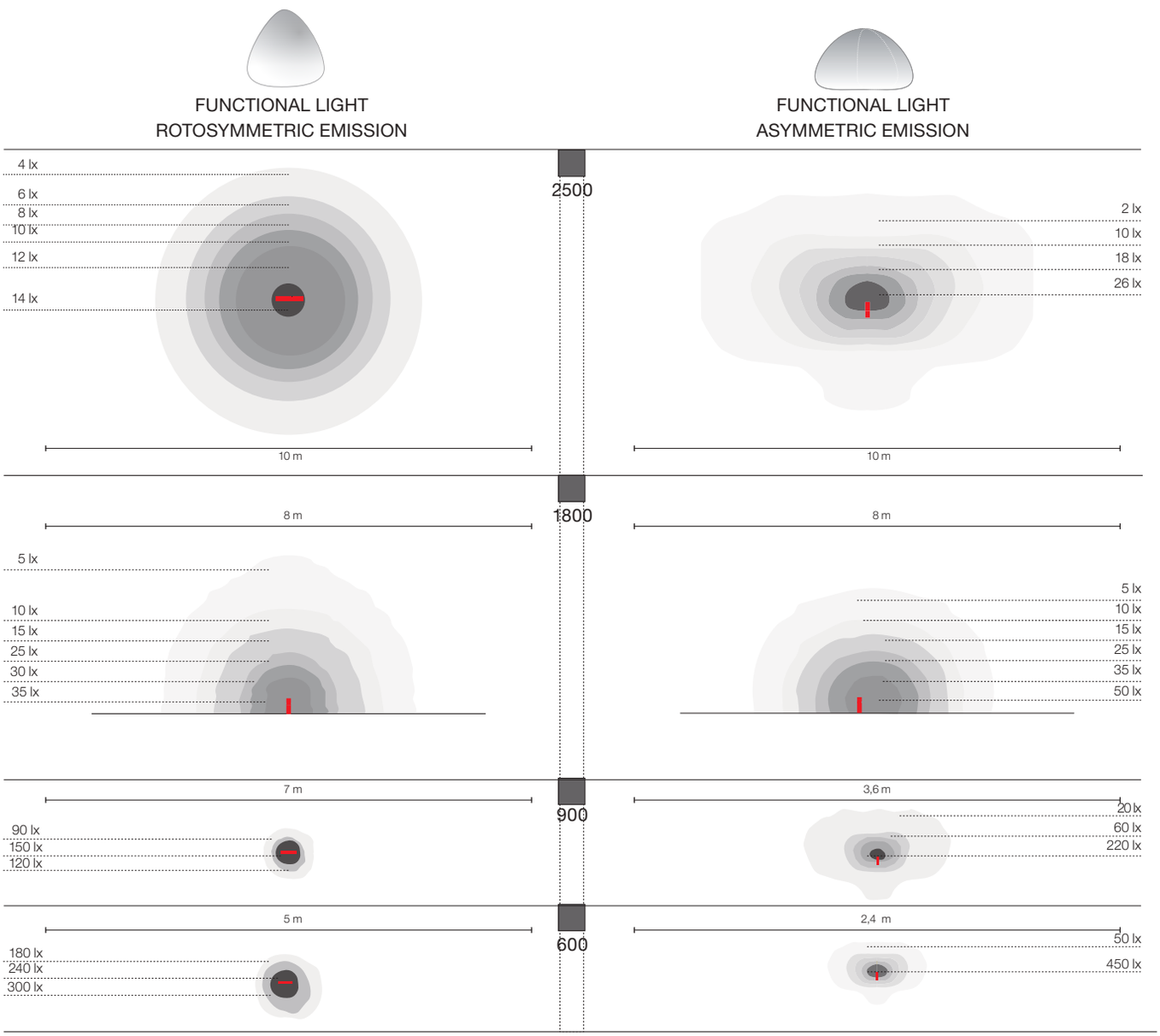

WALKING - POLE

Black

POLE 600

Pole configuration	Head	A Head	Code
A	1x	h 600 mm	**T4505A30**
A, A	2x90°	h 600 mm	**T4505B30**
A, A, A	2x180°	h 600 mm	**T4505C30**
A, A, A, A	3x270°	h 600 mm	**T4505D30**

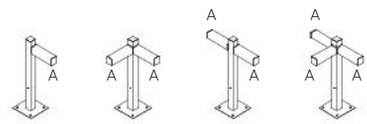

POLE 900

Pole configuration	Head	A Head up	B Head down	Code
A	1x	h 900 mm		**T4506A30**
A, A	2x90°	h 900 mm		**T4506B30**
A, A, A	2x180°	h 900 mm		**T4506C30**
A, A, A, A	3x180°	h 900 mm		**T4506D30**
A, B	2x90°	h 900 mm	h 600 mm	**T4506E30**
B, A	2x90°	h 900 mm	h 600 mm	**T4506F30**
B, A, A	2x180°	h 900 mm	h 600 mm	**T4506G30**
A, A, A, B	3x180°	h 900 mm	h 600 mm	**T4506H30**

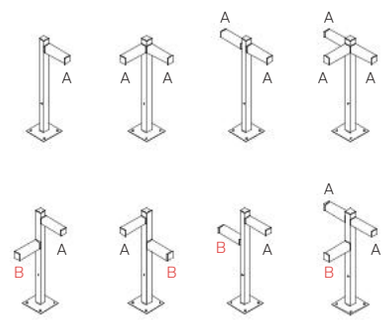

POLE 2500

Pole configuration	Head	A Head up	B Head down	Code
A	1x	h 2500 mm		**T4507A30**
A, A	2x90°	h 2500 mm		**T4507B30**
A, A, A	2x180°	h 2500 mm		**T4507C30**
A, A, A, A	3x180°	h 2500 mm		**T4507D30**
A, B	2x90°	h 2500 mm	h 2100 mm	**T4507E30**
B, A	2x90°	h 2500 mm	h 2100 mm	**T4507F30**
B, A, A	2x180°	h 2500 mm	h 2100 mm	**T4507G30**
A, A, A, B	3x180°	h 2500 mm	h 2100 mm	**T4507H30**

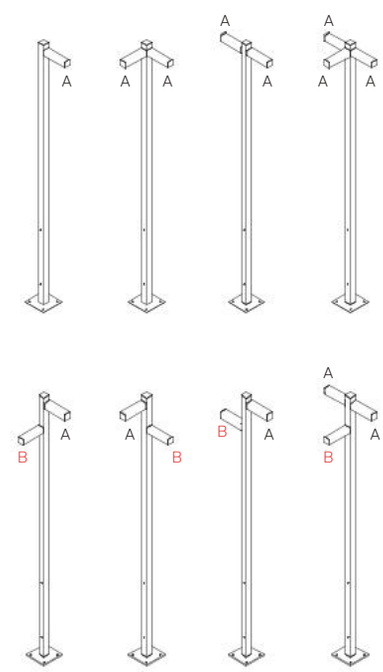

WALKING - HEAD POLE

Grey-white Ral 9002	Blue	Black	Red	Yellow
20	**50**	**30**	**40**	**60**

SP AS

MacAdam 7SDCM
Life L90 (10K) > 60500h
CRI = 80

IP67

FUNCTIONAL LIGHT

W	Cable length	Beam	Flux	CCT	Code
10W	270 mm	SP	328 lm	3000K	**T4501SM0.** 20/30/40/50/60
		AS	443 lm	3000K	**T4501AS0.** 20/30/40/50/60

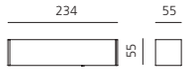

LIGHT BLADE

W	Cable length	Light color	Code
4W	270 mm	Red	**T4501LR0.** 20/30/40/50/60
		Green	**T4501LG0.** 20/30/40/50/60
		Blue	**T4501LB0.** 20/30/40/50/60
		White	**T4501LW0.** 20/30/40/50/60

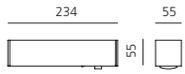

WALKING - WALL

Grey-white Ral 9002	Blue	Black	Red	Yellow	SP	AS	MacAdam 7SDCM Life L90 (10K) > 60500h CRI = 80	IP67
20	**50**	**30**	**40**	**60**				

FUNCTIONAL LIGHT

W	Cable length	Beam	Flux	CCT	Code
10W	270 mm	SP	328 lm	3000K	**T4503SM0.**20/30/40/50/60
		AS	443 lm	3000K	**T4503AS0.**20/30/40/50/60

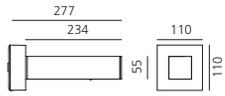

LIGHT SIGNS

W	Cable length	Light color	Code
4W	270 mm	Red	**T4503LR0.** 20/30/40/50/60
		Green	**T4503LG0.** 20/30/40/50/60
		Blue	**T4503LB0.** 20/30/40/50/60
		White	**T4503LW0.**20/30/40/50/60

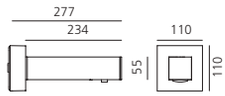

Technical and scenographic lighting

Antarktikós 914
Calumet 918
Coherence 922
Effetto 926
Ego downlight 932
Ego walk/drive over 950
Ego Spot 966
LineaLed - drive over 970
LineaLed - wallwasher 974
Minispot 978
Spike 980

Antarktikós

Carlotta de Bevilacqua
2017

PATENT OF INVENTION: OPTICS

For further information on Antarktikós
visit artemide.com



ANTARKTIKÓS

Grey-white
Ral 9002

MacAdam 3SDCM
Life L70 (10K) > 35500h
CRI = 80

IP65
IK06

ANTARKTIKÓS WHITE EMISSION

W	Weight	Flux	CCT	Code
7,5W	0,46 kg	60 lm	3000K	T4522030



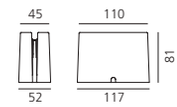

Driver		Vac	Lmm	Wmm	Hmm	IP	n°device in series		Code
cc 30W	700mA	220-240	146,5	43	22	20	1-4max	Undimmable	DV1103
cc 30W	700mA	110-240	115	53,5	26	68	1-4max	Undimmable	DV1073*
cc 30W	700mA	220-240	115	53,5	26	68	1-4max	DALI2	DV1077*
cc 25W	900mA	110-240	111	52	22	20	1-2max	DALI / Push / 0-10	DV1126

Driver 700/900 mA SELV supplied separately.
Vf=9V reported values are subject to a tolerance +/-10%.
* IP connectors included.

ANTARKTIKÓS RGB EMISSION

W	Weight	Beam	Flux	Code
3W	0,47 kg		15 lm	T4521030



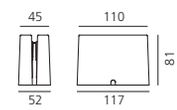

Driver	Iout	Vin	Vout	Lmm	Wmm	Hmm	IP	n°device in series	Code
25W		100-277 Vac	12Vdc	148	40	32	67	max 5	DV1055*
40W		100-277 Vac	12Vdc	163	43	32	67	max 8	DV1056*
96W		100-277 Vac	12Vdc	140	63	32	67	max 20	DV1057*
150W		100-277 Vac	12Vdc	228	68	39	67	max 30	DV1043*
DIMMER DMX	350mA	12-24Vdc		88	54	25	20	max 1	DV1059
DIMMER DALI	350mA	12-24 Vdc		88	54	25	20	max 1	DV1052

Driver 12Vdc Power Supply and 350mA constant current DIMMER supplied separately.
* IP connectors included.

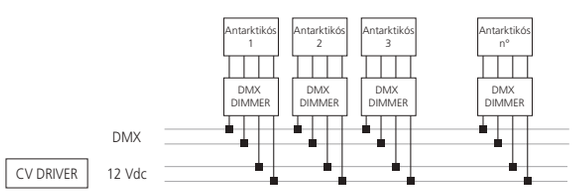

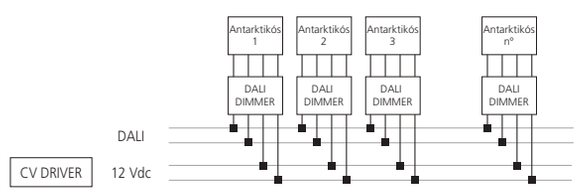

Notes:
It is necessary to use 1 Dimmer for each Antarktikos RGB as indicated in the scheme.
Use DMX suitable twisted pair cables with an impedance of 120Ω and a low capacitance.
Max. of 32 standard devices connected over a max. cable length of 300m wired in a multi-drop bus topology commonly called “daisy chain”.
Terminate the last driver with an impedance of 120Ω (120Ω resistor joining pins + and -).
After 32 unit loads a repeater/booster should be used.
Use DMX Splitters for larger installations or to simplify wiring. The output of a DMX splitter is considered a new DMX line, with the same rules applying.

Calumet

Ernesto Gismondi
2012

For further information on Calumet
visit artemide.com

Lighting system with single or double emission, with high-performance LED light sources combined with lenses which optimize the light emitting efficiency of the beams and determine their spread.

Available in two sizes: ø 8 e ø 13 cm.

Ceiling and wall installation.

Available in two finishes: light grey and anthracite grey painted.

Wall version with single or double emission.

Consist of lighting body, lighting cap and wall fixing bracket / ceiling fixing flange (in EN AW-6060 aluminum)

Cylindrical body in EN AW-6060 aluminum containing the electronic power supply components.

Optical lighting body in EN AW-6060 aluminum.

Led and collimator lenses which swing by means of an aluminum bracket.

Diffuser in toughened glass.

Wall fixing bracket in bent steel.

Water tight silicone gaskets.

Electronic ballast integrated in the body.

PMMA lenses with narrow (wall-version) or wide (ceiling-version) beam.

Wall version: IP65 electrical connection device suitable for cables with a diameter between 6 and 13 mm and allowing the electrical interfacing with the external mains without need of opening the fixture.

Ceiling version: wiring to be made inside the fixture, by piercing a membrane fairlead IP65 suitable for of 6-13mm diameter cables.

All fixing dowels used outside the fixture are in AISI 304 stainless steel.

The components in die-cast aluminum and the steel bracket for wall fixing are painted by means of 3-stage outdoor treatment: nanotechnologies, antioxidant primer, polyester paint.

CALUMET

Grey-white Ral 9002 — **00**

Antrhracite Grey — **10**

XS FL

220/240Vac 50/60Hz
power supply unit included

MacAdam 3SDCM
Life L70 (7K) > 36300h
* Life L70 (24K) > 145000h
CRI = 80

IP65
IK06

CALUMET 8 WALL

One emission

W	Weight	Beam	Flux	CCT	Code
4W	1,69 kg	XS 7,8°	185 lm	3000K	**T41911NW.** 00/10

Double emission

W	Weight	Beam	Flux	CCT	Code
7,5W	1,69 kg	XS 2x7,8°	369 lm	3000K	**T41922NW.** 00/10



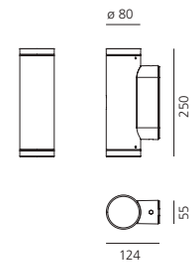

CALUMET 13 WALL*

One emission

W	Weight	Beam	Flux	CCT	Code
7,5W	3,8 kg	XS 9°	653 lm	3000K	**T41941NW.**00/10

Double emission

W	Weight	Beam	Flux	CCT	Code
15W	3,8 kg	XS 2x9°	1.306 lm	3000K	**T41952NW.** 00/10



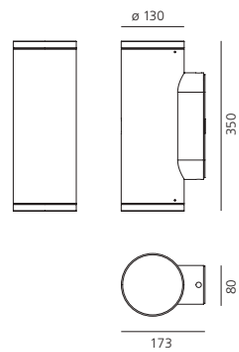

CALUMET 8 CEILING

W	Weight	Beam	Flux	CCT	Code
4W	1,69 kg	FL 25°	189 lm	3000K	**T41931LW.** 00/10



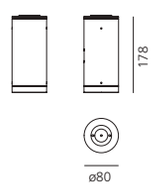

CALUMET 13 CEILING*

W	Weight	Beam	Flux	CCT	Code
7,5W	3,8 kg	FL 37°	554 lm	3000K	**T41961LW.** 00/10

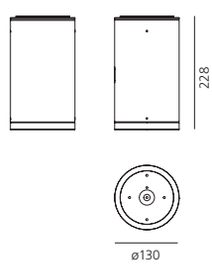

Coherence

Carlotta de Bevilacqua
2019

Projector for indoor or outdoor use with innovative patented optical system that controls a 2°, 5° and 10° opening light beam with precise cut-off net that guarantees excellent performance.

PATENT OF INVENTION: OPTICS

For further information on Coherence visit artemide.com

COHERENCE

Black

220/240Vac 50/60Hz
Electronic ballast
included

MacAdam 4SDCM
CRI = 95

IP65

COHERENCE

W	Beam	Flux		CCT	Code
9,5W	2°	24 lm	18.000 cd	3000K	**T060030**
9,5W	5°	90 lm	14.500 cd	3000K	
9,5W	10°	160 lm	7.000 cd	3000K	

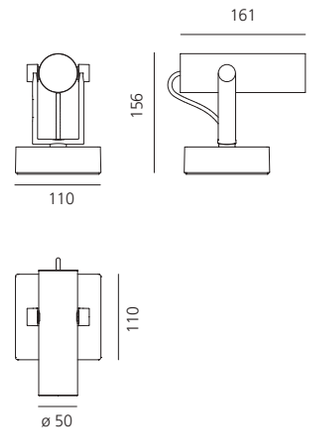

Driver	V(ac)	L x W x H(mm)	IP	N.max	DIM	
cc 10W 700mA	220-240	75 x 38 x 25	20	4	-	**NL19035**
cc 14W 700mA	220-240	79 x 38 x 25	67	5	-	**DV3003**
cc 25W 900mA	220-240	164 x 38 x 25	20	9	DALI / Push	**DV1003**
cc 38W 900mA	220-240	185 x 35 x 33	67	12	DALI / Push	**DV1042**

Effetto

Ernesto Gismondi
2011



For further information on Effetto
visit artemide.com



Light fixture with 1, 2 or 4 light beams using monochromatic LED light sources together with light-diffusing lenses which optimize the optical performance of the beams and establish their width. Designed to create geometric lights of scenic effect, it is available with beams of the same spread or with combined beams.

Beam spread 2,6° / 38° (Effetto Round) and 3,6° / 46° (Effetto Square).

Wall installation.

Available in two shapes: square and round and in two finishes: grey-white painted and rust painted.

Consists of lighting cap unit and terminal board fixed together by means of locking dowels.

Cap in die-cast EN AB-47100 aluminum.

Terminal board in reinforced polymer.

Watertight gasket in silicone rubber.

Electronic ballast integrated in the fixture.

PMMA lenses siliconed flush with the cap to obtain two different beam angle opening (narrow and wide).

Wiring to be carried out inside the terminal board by piercing an IP65 membrane grommet suitable for cables with a diameter of 6-13 mm.

Locking dowels used outside the fixture in AISI 316 stainless steel.

Painted die-cast aluminum with 3-stage outdoor treatment: nanotechnologies, antioxidant primer, polyester paint.



EFFETTO

Grey-white Ral 9002	Rust	Anthracite Grey	XS	WF	XF	220/240Vac 50/60Hz power supply unit included.	MacAdam 4SDCM Life L70 (9K) > 51400h CRI = 80	IP65 IK10
00	10	20						

1 narrow beam

W	Weight	Beam Square	Beam Round	Flux Square	Flux Round	CCT	Square Code	Round Code
4,6W	2,5 kg	1x3,6°	1x3,6°	19 lm	23 lm	3000K	**T42021NW.** 00/10/20	**T42121NW.** 00/10/20

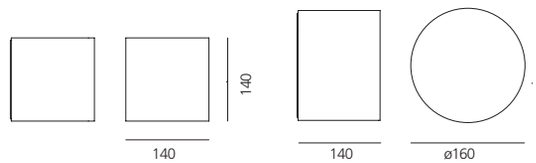

1 large beam

W	Weight	Beam Square	Beam Round	Flux Square	Flux Round	CCT	Square Code	Round Code
4,5W	2,5 kg	1x46°	1x46°	54 lm	50 lm	3000K	**T42021LW.** 00/10/20	**T42121LW.** 00/10/20

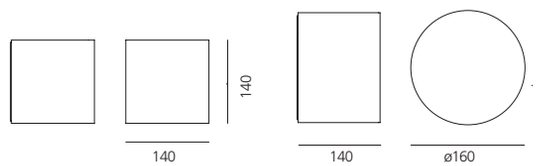

2 narrow beams

W	Weight	Beam Square	Beam Round	Flux Square	Flux Round	CCT	Square Code	Round Code
7W	2,5 kg	2x 3,6°	2x 3,6°	38 lm	49 lm	3000K	**T42012NW.** 00/10/20	**T42112NW.** 00/10/20

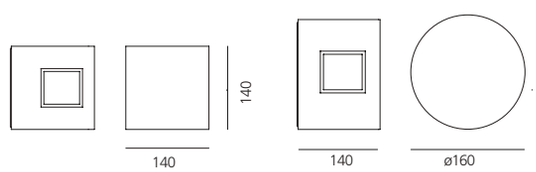



1 narrow beam 1 large beam

W	Weight	Beam Square	Beam Round	Flux Square	Flux Round	CCT	Square Code	Round Code
7W	2,5 kg	1x 3,6°+ 1x 46	1x 3,6°+ 1x 46°	73 lm	73 lm	3000K	**T4201NLW.** 00/10/20	**T4211NLW.** 00/10/20

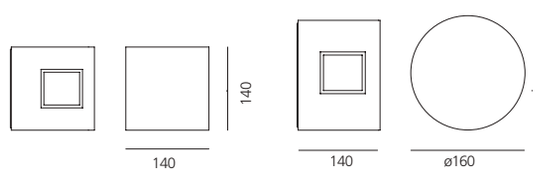

EFFETTO

Grey-white Ral 9002 — **00**
Rust — **10**
Anthracite Grey — **20**

XS WF XF

220/240Vac 50/60Hz
power supply unit included.

MacAdam 4SDCM
Life L70 (9K) > 51400h
CRI = 80

IP65
IK10

2 large beams							Square	Round
W	Weight	Beam Square	Beam Round	Flux Square	Flux Round	CCT	Code	Code
7W	2,5 kg	2x46°	2x46°	109 lm	100 lm	3000K	**T42012LW.** 00/10/20	**T42112LW.** 00/10/20

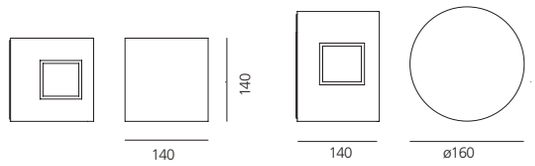



4 narrow beams							Square	Round
W	Weight	Beam Square	Beam Round	Flux Square	Flux Round	CCT	Code	Code
11W	2,5 kg	4x 3,6°	4x 3,6°	76 lm	102 lm	3000K	**T42004NW.** 00/10/20	**T42104NW.** 00/10/20

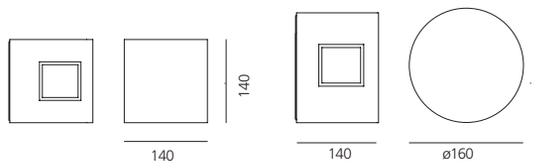





4 large beams							Square	Round
W	Weight	Beam Square	Beam Round	Flux Square	Flux Round	CCT	Code	Code
11W	2,5 kg	4x 46°	4x 46°	219 lm	205 lm	3000K	**T42004LW.** 00/10/20	**T42104LW.** 00/10/20

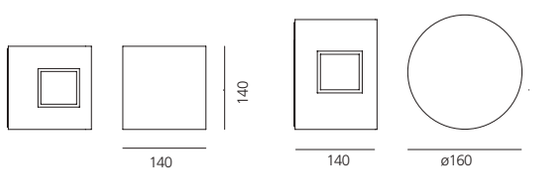





Ego downlight

2012



For further information on Ego downlight
visit artemide.com

Ego downlight typologies

⌀ 47 ± 1 mm

max 35 mm

⌀ 80 ± 2 mm

max 35 mm

⌀ 135 ± 2 mm

□ 135 ± 2 mm

max 40 mm

⌀ 47 ± 1 mm

max 40 mm

⌀ 80 ± 2 mm

max 35 mm

⌀ 135 ± 2 mm

□ 135 ±2 mm

max 40 mm

Remote driver
supplied separately.
(Ego flat, Ego 55-90)

Lighting unit
with built-in springs.

Round or square frame in aluminum
or stainless steel.
Silkscreened tempered glass.

⌀ 203 ± 2 mm

□ 203 ± 2 mm

max 40 mm

⌀ 203 ± 2 mm

□ 203 ± 2 mm

max 35 mm

Light fixture with high-performance LED light sources.
Ceiling installation.
Two different housing depths.
Round and square version in four sizes.
Consists of body, frame, glass diffuser, fixing springs (Ego Flat and Ego 55-90), fixing brackets (Ego 150-220).
Body in EN AB-44100 aluminum, silicone gaskets.
Frame in aluminum or stainless steel AISI 316.
Black silkscreened tempered glass, 8mm-thick.
Fixing springs in harmonic iron.

Power connection to the mains by means of a H05RN-r cable and IP68 electrical terminal board, supplied with the fixture.
Glass surface temperature lower than 40°C.
Fixed and adjustable optics. PMMA lenses in 3 different versions of beams.
Painted die-cast aluminum with 3-stage outdoor treatment: nanotechnologies, anti-oxydant primer, polyester paint.

Centro Servizi dello Studentato Universitario, Trento, Italy
Project by Studio Palerm and Tabares de Nava s.L. Arquitectos + CLA SdS Engeneering, ing Luca Masini

EGO 55 DOWNLIGHT ROUND

Aluminum | Stainless steel

Fixed beam | SP | WF | EL

24V SELV power supply unit supplied separately

MacAdam 4SDCM
Life L90 (9K) > 54400h
CRI = 80

IP65 / IP67

EGO 55 DOWNLIGHT ROUND

W	CRI	Weight	Beam	Flux	CCT	Aluminum Code	Stainless steel Code
1,5W	80	0,28 kg	SP 14°	83 lm	3000K	**T4081SPW00**	**T4080SPW00**
			WF 32°	76 lm	3000K	**T4081WFLW00**	**T4080WFLW00**
			EL	77 lm	3000K	**T4081ELPTW00**	**T4080ELPTW00**



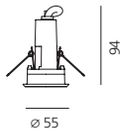

ø 47±1
max 35 mm

Driver	L x W x H(mm)	IP	DIM	Code
24W	185 x 35 x 33 mm	67	DALI	**DV1041**
25W	148 x 40 x 32 mm	67	-	**T409996**
60W	163 x 43 x 32 mm	67	-	**T409998**
90W	161 x 61 x 36 mm	67	-	**T409999**

Verify driver / recessed hole's dimensions

EGO 55 FLAT DOWNLIGHT ROUND

W	CRI	Weight	Beam	Flux	CCT	Aluminum Code	Stainless steel Code
1,2W	80	0,39 kg	SP 14°	83 lm	3000K	**T42001SPW00**	**T42009SPW00**
			WF 32°	76 lm	3000K	**T42001WFLW00**	**T42009WFLW00**
			EL	78 lm	3000K	**T42001ELPTW00**	**T42009ELPTW00**



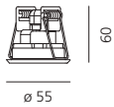

ø 47±1
max 40 mm

Power supply unit 350mA SELV supplied separately

Driver	V(ac)	L x W x H (mm)	IP	N.max	DIM	Code
cc 14W 350mA	220-240	79 x 38 x 25	67	4	-	**DV3001**
cc 23W 350mA	220-240	185 x 35 x 33	67	5	DALI	**DV1042**

Verify driver / recessed hole's dimensions

EGO 55 DOWNLIGHT SQUARE

Aluminum | Stainless steel | Fixed beam | SP | WF | EL

24V SELV power supply unit supplied separately

MacAdam 4SDCM
Life L90 (9K) > 54400h
CRI = 80

IP65 / IP67

EGO 55 DOWNLIGHT SQUARE

W	CRI	Weight	Beam	Flux	CCT	Aluminum Code	Stainless steel Code
1,5W	80	0,52 kg	SP 14°	83 lm	3000K	**T4061SPW00**	**T4060SPW00**
			WF 32°	76 lm	3000K	**T4061WFLW00**	**T4060WFLW00**
			EL	77 lm	3000K	**T4061ELPTW00**	**T4060ELPTW00**



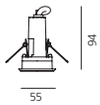

ø 47±1 max 35 mm

Driver	L x W x H (mm)	IP	DIM	Code
24W	185 x 35 x 33 mm	67	DALI	**DV1041**
25W	148 x 40 x 32 mm	67	-	**T409996**
60W	163 x 43 x 32 mm	67	-	**T409998**
90W	161 x 61 x 36 mm	67	-	**T409999**

Verify driver / recessed hole's dimensions

EGO 55 FLAT DOWNLIGHT SQUARE

W	CRI	Weight	Beam	Flux	CCT	Aluminum Code	Stainless steel Code
1,2W	80	0,39 kg	SP 14°	83 lm	3000K	**T42002SPW00**	**T42010SPW00**
			WF 32°	76 lm	3000K	**T42002WFLW00**	**T42010WFLW00**
			EL	78 lm	3000K	**T42002ELPTW00**	**T42010ELPTW00**



ø 47±1 max 40 mm

Power supply unit 350mA SELV supplied separately

Driver	V(ac)	L x W x H(mm)	IP	N.max	DIM	Code
cc 14W 350mA	220-240	79 x 38 x 25	67	4	-	**DV3001**
cc 23W 350mA	220-240	185 x 35 x 33	67	5	DALI	**DV1042**

Verify driver / recessed hole's dimensions

EGO 90 DOWNLIGHT ROUND

Aluminum | Stainless steel | SP | WF | EL

24V SELV power supply unit supplied separately

MacAdam 4SDCM
Life L90 (9K) > 54400h
CRI = 80

IP65 / **IP**67

EGO 90 DOWNLIGHT ROUND

W	CRI	Weight	Beam	Flux	CCT	Aluminum Code	Stainless steel Code
3,5W	80	0,50 kg	SP 10°	220 lm	3000K	**T4083SPW00**	**T4082SPW00**
			WF 24°	179 lm	3000K	**T4083FLW00**	**T4082FLW00**
			EL	162 lm	3000K	**T4083ELPTW00**	**T4082ELPTW00**



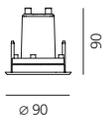

ø 80 ± 2

max 35 mm

Driver	L x W x H (mm)	IP	DIM	Code
24W	185 x 35 x 33 mm	67	DALI	**DV1041**
25W	148 x 40 x 32 mm	67	-	**T409996**
60W	163 x 43 x 32 mm	67	-	**T409998**
90W	161 x 61 x 36 mm	67	-	**T409999**

Verify driver / recessed hole's dimensions

EGO 90 FLAT DOWNLIGHT ROUND

W	CRI	Weight	Beam	Flux	CCT	Aluminum Code	Stainless steel Code
3,2W	80	0,52 kg	SP 10°	220 lm	3000K	**T42003SPW00**	**T42011SPW00**
			WF 24°	179 lm	3000K	**T42003FLW00**	**T42011FLW00**
			EL	162 lm	3000K	**T42003ELPTW00**	**T42011ELPTW00**



ø 80 ± 2

max 35 mm

Power supply unit 350mA SELV supplied separately

Driver	V(ac)	L x W x H (mm)	IP	N.max	DIM	Code
cc 14W 350mA	220-240	79 x 38 x 25	67	4	-	**DV3001**
cc 23W 350mA	220-240	185 x 35 x 33	67	5	DALI	**DV1042**

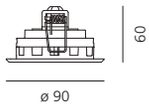

Verify driver / recessed hole's dimensions

EGO 90 DOWNLIGHT SQUARE

Aluminum | Stainless steel

SP | WF | EL

24V SELV power supply unit supplied separately

MacAdam 4SDCM
Life L90 (9K) > 54400h
CRI = 80

IP65 / IP67

EGO 90 DOWNLIGHT SQUARE

W	CRI	Weight	Beam	Flux	CCT	Aluminum Code	Stainless steel Code
3,5W	80	0,50 kg	SP 10°	220 lm	3000K	**T4063SPW00**	**T4062SPW00**
			WF 24°	179 lm	3000K	**T4063FLW00**	**T4062FLW00**
			EL	162 lm	3000K	**T4063ELPTW00**	**T4062ELPTW00**

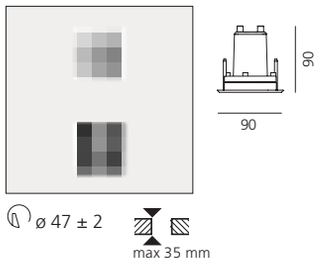

Driver	L x W x H (mm)	IP	DIM	Code
24W	185 x 35 x 33 mm	67	DALI	**DV1041**
25W	148 x 40 x 32 mm	67	-	**T409996**
60W	163 x 43 x 32 mm	67	-	**T409998**
90W	161 x 61 x 36 mm	67	-	**T409999**

Verify driver / recessed hole's dimensions

EGO 90 FLAT DOWNLIGHT SQUARE

W	CRI	Weight	Beam	Flux	CCT	Aluminum Code	Stainless steel Code
3,2W	80	0,52 kg	SP 10°	220 lm	3000K	**T42004SPW00**	**T42012SPW00**
			WF 24°	179 lm	3000K	**T42004FLW00**	**T42012FLW00**
			EL	162 lm	3000K	**T42004ELPTW00**	**T42012ELPTW00**

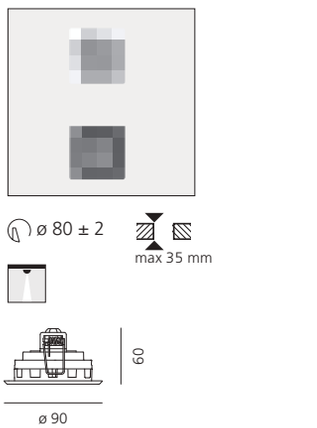

Power supply unit 350mA SELV supplied separately

Driver	V(ac)	L x W x H (mm)	IP	N.max	DIM	Code
cc 14W 350mA	220-240	79 x 38 x 25	67	4	-	**DV3001**
cc 23W 350mA	220-240	185 x 35 x 33	67	5	DALI	**DV1042**

Verify driver / recessed hole's dimensions

EGO 150 DOWNLIGHT ROUND

Aluminum | Stainless steel

Fixed beam | Adjustable beam +/- 15°

SP | WF | EL

MacAdam 3SDCM
Life L70 (24K) > 145000h
CRI = 80

IP65 / IP67

EGO 150 DOWNLIGHT ROUND

W	CRI	Weight	Beam	Flux	CCT	Aluminum Code	Stainless steel Code
8W	80	1,3 kg	SP 9°	666 lm	3000K	**T4085NSPW00**	**T4084NSPW00**
			WF 37°	565 lm	3000K	**T4085WFLW00**	**T4084WFLW00**
			EL	545 lm	3000K	**T4085ELPTW00**	**T4084ELPTW00**

220/240Vac 50/60Hz power supply unit included



ø 135 ± 2

max 40 mm

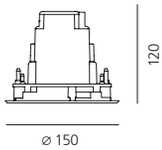

EGO 150 FLAT DOWNLIGHT ROUND

W	CRI	Weight	Beam	Flux	CCT	Aluminum Code	Stainless steel Code
6W	80	0,88 kg	SP 9°	666 lm	3000K	**T42005NSPW00**	**T42013NSPW00**
			WF 37°	565 lm	3000K	**T42005WFLW00**	**T42013WFLW00**
			EL	545 lm	3000K	**TA2005ELPTW00**	**T42013ELPTW00**



ø 135 ± 2

max 35 mm

Fixed beam

Power supply unit 500mA SELV supplied separately

Driver	V(ac)	L x W x H (mm)	IP	N.max	DIM	
cc 14W 500mA	220-240	79 x 38 x 25	67	2	-	**DV3002**
cc 28W 500mA	220-240	120 x 38 x 25	67	2-3	-	**DV1039**
cc 31W 500mA	220-240	185 x 35 x 33	67	3	DALI	**DV1042**

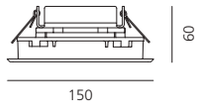

Verify driver / recessed hole's dimensions

EGO 150 DOWNLIGHT SQUARE

Aluminum | Stainless steel

Fixed beam | Adjustable beam +/- 15°

SP | WF | EL

MacAdam 4SDCM
Life L70 (24K) > 145000h
CRI = 80

IP65 / IP67

EGO 150 DOWNLIGHT SQUARE

W	CRI	Weight	Beam	Flux	CCT	Aluminum Code	Stainless steel Code
8W	80	1,35 kg	SP 5°	666 lm	3000K	**T4065NSPW00**	**T4064NSPW00**
			WF 38°	565 lm	3000K	**T4065WFLW00**	**T4064WFLW00**
			EL	545 lm	3000K	**T4065ELPTW00**	**T4064ELPTW00**

220/240Vac 50/60Hz power supply unit included



135 x 135 ± 2

max 40 mm

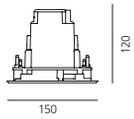

EGO 150 FLAT DOWNLIGHT SQUARE

W	CRI	Weight	Beam	Flux	CCT	Aluminum Code	Stainless steel Code
6W	80	0,88 kg	SP 5°	666 lm	3000K	**T42006NSPW00**	**T42014NSPW00**
			WF 38°	565 lm	3000K	**T42006WFLW00**	**T42014WFLW00**
			EL	545 lm	3000K	**T42006ELPTW00**	**T42014ELPTW00**



135 x 135 ± 2

max 35 mm

Fixed beam

Power supply unit 500mA SELV supplied separately

Driver	V(ac)	L x W x H (mm)	IP	N.max	DIM	
cc 14W 500mA	220-240	79 x 38 x 25	67	2	-	**DV3002**
cc 28W 500mA	220-240	120 x 38 x 25	67	2-3	-	**DV1039**
cc 31W 500mA	220-240	185 x 35 x 33	67	3	DALI	**DV1042**

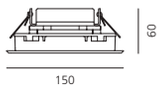

Verify driver / recessed hole's dimensions

EGO 220 DOWNLIGHT ROUND

Aluminum | Stainless steel

Fixed beam | Adjustable beam +/- 15°

SP | WF | EL

MacAdam 3SDCM
Life L70 (24K) > 145000h
CRI = 80

IP65 / IP67

EGO 220 DOWNLIGHT ROUND

W	CRI	Weight	Beam	Flux	CCT	Aluminum Code	Stainless steel Code
16W	80	2,6 kg	SP 9°	1499 lm	3000K	**T4087NSPW00**	**T4086NSPW00**
			WF 37°	1272 lm	3000K	**T4087WFLW00**	**T4086WFLW00**
			EL	1227 lm	3000K	**T4087ELPTW00**	**T4086ELPTW00**

220/240Vac 50/60Hz power supply unit included



ø 203 ± 2

max 40 mm

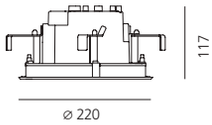

EGO 220 FLAT DOWNLIGHT ROUND

W	CRI	Weight	Beam	Flux	CCT	Aluminum Code	Stainless steel Code
14W	80	1,78 kg	SP 9°	1499 lm	3000K	T42007NSPW00	T42015NSPW00
			WF 37°	1272 lm	3000K	T42007WFLW00	T42015WFLW00
			EL	1227 lm	3000K	T42007ELPTW00	T42015ELPTW00



ø 203 ± 2

max 35 mm

Fixed beam

Power supply unit 500mA SELV supplied separately

Driver	V(ac)	L x W x H (mm)	IP	N.max	DIM	
cc 28W 500mA	220-240	120 x 38 x 25	67	1	-	**DV1039**
cc 31W 500mA	220-240	185 x 35 x 33	67	1	DALI	**DV1042**

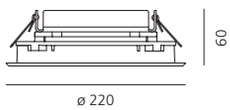

Verify driver / recessed hole's dimensions

EGO 220 DOWNLIGHT SQUARE

Aluminum | Stainless steel

Fixed beam | Adjustable beam +/- 15°

SP | WF | EL

MacAdam 4SDCM
Life L70 (24K) > 145000h
CRI = 80

IP65 / IP67

EGO 220 DOWNLIGHT SQUARE

W	CRI	Weight	Beam	Flux	CCT	Aluminum Code	Stainless steel Code
16W	80	2,7 kg	SP 9°	1499 lm	3000K	**T4067NSPW00**	**T4066NSPW00**
			WF 37°	1272 lm	3000K	**T4067WFLW00**	**T4066WFLW00**
			EL	1227 lm	3000K	**T4067ELPTW00**	**T4066ELPTW00**

220/240Vac 50/60Hz power supply unit included



203 x 203 ± 2

max 40 mm

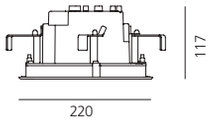

EGO 220 FLAT DOWNLIGHT SQUARE

W	CRI	Weight	Beam	Flux	CCT	Aluminum Code	Stainless steel Code
14W	80	1,78 kg	SP 9°	1499 lm	3000K	**T42008NSPW00**	**T42016NSPW00**
			WF 37°	1272 lm	3000K	**T42008WFLW00**	**T42016WFLW00**
			EL	1227 lm	3000K	**TA2008ELPTW00**	**TA2016ELPTW00**



203 x 203 ± 2

max 35 mm

Fixed beam

Power supply unit 500mA SELV supplied separately

Driver	V(ac)	L x W x H (mm)	IP	N.max	DIM	
cc 28W 500mA	220-240	120 x 38 x 25	67	1	-	**DV1039**
cc 31W 500mA	220-240	185 x 35 x 33	67	1	DALI	**DV1042**

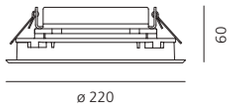

Verify driver / recessed hole's dimensions

Ego downlight glass

Extra Spot optic 6°

Concentrated luminous flow to highlight details avoiding unwanted light dispersion.

Wide Flood optic 40°

Wide luminous flow suitable for lighting large areas.

Elliptical optic EL

Elliptical distribution of the luminous flow suitable for wall washer effect.

EGO 150 GLASS DOWNLIGHT

Black glass

Fixed beam

Adjustable beam +/- 15°

SP WF EL

MacAdam 3SDCM
Life L70 (24K) > 145000h
CRI = 80

IP65 / IP67
IK09

EGO 150 GLASS DOWNLIGHT

W	CRI	Weight	Beam	Flux	CCT	Round Code	Square Code
8W	80	1,3 kg	SP 9°	666 lm	3000K	**T4130NSPW00**	**T4120NSPW00**
			WF 37°	565 lm	3000K	**T4130WFLW00**	**T4120WFLW00**
			EL	545 lm	3000K	**T4130ELPTW00**	**T4120ELPTW00**

220/240Vac 50/60Hz power supply unit included

	Round	Square
Plate for plasterboard	**T409919**	**T409920**



ø 155 ± 2

155 ± 2

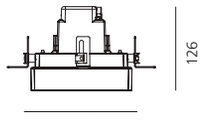

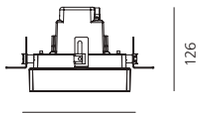

EGO 150 FLAT GLASS DOWNLIGHT

W	CRI	Weight	Beam	Flux	CCT	Round Code	Square Code
6W	80	0,92 kg	SP 9°	666 lm	3000K	**T42017NSPW00**	**T42018NSPW00**
			WF 37°	565 lm	3000K	**T42017WFLW00**	**T42018WFLW00**
			EL	545 lm	3000K	**T42017ELPTW00**	**T42018ELPTW00**



ø 135 ± 2

135 ± 2

Fixed beam

Power supply unit 500mA supplied separately

Driver	V(ac)	L x W x H(mm)	IP	N.max	DIM	Code
cc 14W 500mA	220-240	79 x 38 x 25	67	2	-	**DV3002**
cc 28W 500mA	220-240	120 x 38 x 25	67	2-3	-	**DV1039**
cc 31W 500mA	220-240	185 x 35 x 33	67	3	DALI	**DV1042**

Verify driver / recessed hole's dimensions.

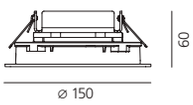

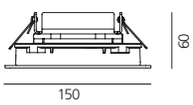

EGO 220 GLASS DOWNLIGHT

Aluminum

Stainless steel

Fixed beam

Adjustable beam +/- 15°

SP

WF

EL

MacAdam 3SDCM
Life L70 (24K) > 145000h
CRI = 80

IP65 / IP67

IK09

EGO 220 GLASS DOWNLIGHT

W	CRI	Weight	Beam	Flux	CCT	Round Code	Square Code
16W	80	2,4 kg	SP 4°	1499 lm	3000K	**T4131NSPW00**	**T4121NSPW00**
			WF 38°	1272 lm	3000K	**T4131WFLW00**	**T4121WFLW00**
			EL	1227 lm	3000K	**T4131ELPTW00**	**T4121ELPTW00**



ø 225 ± 2

225 ± 2

220/240Vac 50/60Hz power supply unit included

Plate for plasterboard	**T409917**	**T409918**

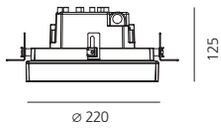

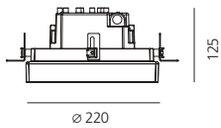

EGO 220 FLAT GLASS DOWNLIGHT

W	CRI	Weight	Beam	Flux	CCT	Round Code	Square Code
14W	80	1,67 kg	SP 4°	1499 lm	3000K	**T42019NSPW00**	**T42020NSPW00**
			WF 38°	1272 lm	3000K	**T42019WFLW00**	**T42020WFLW00**
			EL	1227 lm	3000K	**T42019ELPTW00**	**T42020ELPTW00**



ø 203 ± 2

203 ± 2

Fixed beam

Power supply unit 500mA SELV supplied separately

Driver	V(ac)	L x W x H (mm)	IP	N.max	DIM	Code
cc 28W 500mA	220-240	120 x 38 x 25	67	1	-	**DV1039**
cc 31W 500mA	220-240	185 x 35 x 33	67	1	DALI	**DV1042**

Verify driver / recessed hole's dimensions

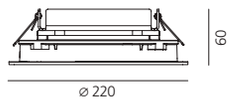

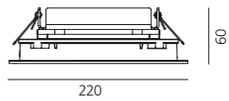

Milanofiori residential complex, Assago (Milan), Italy
Project by Open Building Research, Ph. Miro Zagnoli

Ego walk over
Ego drive over

2012

For further information on Ego walk over/drive over
visit artemide.com

Milanofiori residential complex, Assago, Milan, Italy
Project by Open Building Research, Ph. Miro Zagnoli

Ego walk/drive over typologies

EGO

Tempered glass flush with the floor

Round or square frame in stainless steel. Silkscreened tempered glass

Lighting unit

Integrated driver

Polymer recessing box

Recessed depth:

Ego 55	100 mm
Ego 90	100 mm
Ego 150	120 mm
Ego 220	117 mm

EGO FLAT

Silkscreened tempered glass thickness 8mm
T glass 30°C.
Static load 5000 Kg

Round or square frame with painted aluminum (3 mm) or stainless steel AISI 316 (3 mm) ring.
Silkscreened tempered glass thickness 8mm
T glass 30°C.
Static load 5000 Kg

Electronic ballast supplied separately

Lighting unit

Polymer recessing box

Reduced recessed depth: 60 mm

Light fixture with high-performance LED light sources.

Recessed ground installation.

Walk-over and drive-over versions.

Depth of recess box:
Ego WO/DO: 110-120 mm
Ego Flat WO: 60 mm

WO/DO round and square version, each one in 4 different sizes.

Fixture consisting of body, frame, glass diffuser, housing.

Aluminum body EN AB-44100 with silicone gaskets.

All versions are available with stainless steel frames.
Ego 55-90 / Ego flat 55-90 also available with polished aluminum frame.
Ego 150-220 / Ego flat 150-220 also available with 8mm-thick glass flush with the floor.

Housing in composite techno polymer, to be ordered separately.

Ego Flat WO H05RN-F feeding cable length: 300 cm.

Ego WO/DO feeding cable:
H05RNF 2x1 for Ego 55 - 90,
H05RNF 3x1 for Ego 150,
H07RNF 3x1 for Ego 220, cable length 30 cm.

All Ego versions (excluding Flat version) are supplied with electronic power supply inside the luminaire body.
For 55 and 90 versions 24 V power supply and remote power supply to be ordered separately.

All Ego Flat can be operated by a remote power supply to be ordered separately. Connection cable includes a IP68 electrical terminal board.

Housing locked by anti-vandal TORX screws in AISI 316 stainless steel.

Glass surface temperature below 40°C.

Fixed and adjustable lenses in PMMA in 3 versions with different beam angles.

Die-cast painted aluminum with 3-stage outdoor treatment: nanotechnologies, antioxidant primer, polyester paint.

EGO 55 ALUMINUM

Aluminum

Fixed beam | SP | WF | EL

Power supply unit 24V SELV supplied separately

MacAdam 3SDCM
Life L70 (24k) > 145000h
CRI = 80

IP65 / **IP**67
IK09

EGO 55 WALK OVER

W	CRI	Weight	Beam	Flux	CCT	Round Code	Square Code
1,5W	80	0,28 kg	SP 14°	83 lm	3000K	**T4031SPW00**	**T4001SPW00**
			WF 32°	76 lm	3000K	**T4031WFLW00**	**T4001WFLW00**
			EL	77 lm	3000K	**T4031ELPTW00**	**T4001ELPTW00**



Recessing box **T409908**

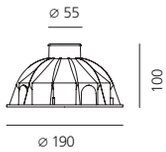

Driver	L x W x H(mm)	IP	DIM	Code
24W	185 x 35 x 33 mm	67	DALI	**DV1041**
25W	148 x 40 x 32 mm	67	-	**T409996**
60W	163 x 43 x 32 mm	67	-	**T409998**
90W	161 x 61 x 36 mm	67	-	**T409999**

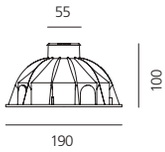

EGO 55 FLAT WALK OVER

W	CRI	Weight	Beam	Flux	CCT	Round Code	Square Code
1,2W	80	0,39 kg	SP 14°	83 lm	3000K	**T40000SPW00**	**T40001SPW00**
			WF 32°	76 lm	3000K	**T40000WFLW00**	**T40001WFLW00**
			EL	77 lm	3000K	**T40000ELPTW00**	**T40001ELPTW00**



Power supply unit 350mA supplied separately

Recessing box **NL40021H0**

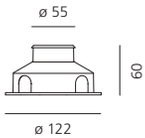

Driver	V(ac)	L x W x H (mm)	IP	N.max	DIM	Code
cc 14W 350mA	220-240	79 x 38 x 25	67	2-10	-	**DV3001**
cc 23W 350mA	220-240	185 x 35 x 33	67	3-12	DALI	**DV1042**

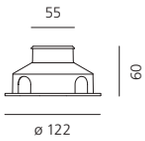

Verify drive / recessed hole's dimensions

EGO 55 STAINLESS STEEL

Stainless steel

Fixed beam

SP WF EL

Power supply unit 24V SELV supplied separately

MacAdam 3SDCM Life L70 (24K) > 154000h CRI = 80

IP65 / IP67

IK09 / IK10

EGO 55 DRIVE OVER

W	CRI	Weight	Beam	Flux	CCT	Round Code	Square Code
1,5W	80	0,28 kg	SP 14°	83 lm	3000K	**T4032SPW00**	**T4002SPW00**
			WF 32°	76 lm	3000K	**T4032WFLW00**	**T4002WFLW00**
			EL	77 lm	3000K	**T4032ELPTW00**	**T4002ELPTW00**



IK10

Recessing box **T409908**

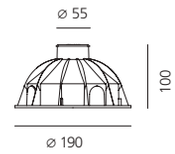

Driver	L x W x H(mm)	IP	DIM	Code
24W	185 x 35 x 33 mm	67	DALI	**DV1041**
25W	148 x 40 x 32 mm	67	-	**T409996**
60W	163 x 43 x 32 mm	67	-	**T409998**
90W	161 x 61 x 36 mm	67	-	**T409999**

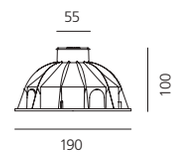

EGO 55 FLAT WALK OVER

W	CRI	Weight	Beam	Flux	CCT	Round Code	Square Code
1,2W	80	0,39 kg	SP14°	83 lm	3000K	**T40002SPW00**	**T40003SPW00**
			WF 32°	76 lm	3000K	**T40002WFLW00**	**T40003WFLW00**
			EL	77 lm	3000K	**T40002ELPTW00**	**T40003ELPTW00**



IK09

Power supply unit 350mA supplied separately

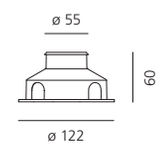

Recessing box **NL40021H0**

Driver	V(ac)	L x W x H (mm)	IP	N.max	DIM	Code
cc 14W 350mA	220-240	79 x 38 x 25	67	2-10	-	**DV3001**
cc 23W 350mA	220-240	185 x 35 x 33	67	3-12	DALI	**DV1042**

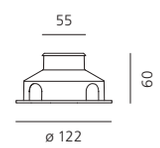

Verify drive / recessed hole's dimensions

EGO 90 ALUMINUM

Aluminum

Fixed beam | Adjustable beam +/- 8° | SP | WF | EL

Power supply unit 24V SELV supplied separately

MacAdam 3SDCM
Life L70 (24k) > 145000h
CRI = 80

IP65 / IP67
IK09

EGO 90 WALK OVER

W	CRI	Weight	Beam	Flux	CCT	Round Code	Square Code
3,5W	80	0,50 kg	SP 10°	220 lm	3000K	**T4034SPW00**	**T4004SPW00**
			WF 24°	179 lm	3000K	**T4034FLW00**	**T4004FLW00**
			EL	162 lm	3000K	**T4034ELPTW00**	**T4004ELPTW00**



Recessing box **T409908**

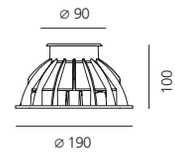

Driver	L x W x H (mm)	IP	DIM	Code
24W	185 x 35 x 33 mm	67	DALI	**DV1041**
25W	148 x 40 x 32 mm	67	-	**T409996**
60W	163 x 43 x 32 mm	67	-	**T409998**
90W	161 x 61 x 36 mm	67	-	**T409999**

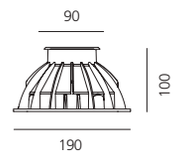

EGO 90 FLAT WALK OVER

W	CRI	Weight	Beam	Flux	CCT	Round Code	Square Code
3,2W	80	0,50 kg	10°	220 lm	3000K	**T40004SPW00**	**T40005SPW00**
			24°	179 lm	3000K	**T40004FLW00**	**T40005FLW00**
			EL	162 lm	3000K	**T40004ELPTW00**	**T40005ELPTW00**



Fixed beam

Recessing box **NL40022H0**

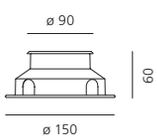

Driver	V(ac)	L x W x H (mm)	IP	N.max	DIM	Code
cc 14W 350mA	220-240	79 x 38 x 25	67	2-10	-	**DV3001**
cc 23W 350mA	220-240	185 x 35 x 33	67	3-12	DALI	**DV1042**

Verify drive / recessed hole's dimensions

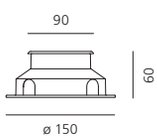

EGO 90 STAINLESS STEEL

Stainless steel

Fixed beam

Adjustable beam +/- 8°

SP WF EL

Power supply unit 24V SELV supplied separately

MacAdam 3SDCM
Life L70 (24K) > 154000h
CRI = 80

IP65 / IP67
IK09 / IK10

EGO 90 DRIVE OVER

W	CRI	Weight	Beam	Flux	CCT	Round Code	Square Code
3,5W	80	0,50 kg	SP 10°	220 lm	3000K	**T4033SPW00**	**T4003SPW00**
			WF 24°	179 lm	3000K	**T4033FLW00**	**T4003FLW00**
			EL	162 lm	3000K	**T4033ELPTW00**	**T4003ELPTW00**



IK10

Recessing box **T409908**

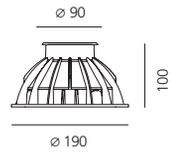

Driver	L x W x H(mm)	IP	DIM	Code
24W	185 x 35 x 33 mm	67	DALI	**DV1041**
25W	148 x 40 x 32 mm	67	-	**T409996**
60W	163 x 43 x 32 mm	67	-	**T409998**
90W	161 x 61 x 36 mm	67	-	**T409999**

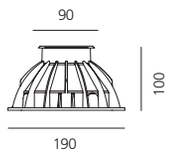

EGO 90 FLAT WALK OVER

W	CRI	Weight	Beam	Flux	CCT	Round Code	Square Code
3,2W	80	0,50 kg	SP 10°	220 lm	3000K	**T40006SPW00**	**T40007SPW00**
			WF 24°	179 lm	3000K	**T40006FLW00**	**T40007FLW00**
			EL	162 lm	3000K	**T40006ELPTW00**	**T40007ELPTW00**



IK09 Fixed beam

Recessing box **NL40022H0**

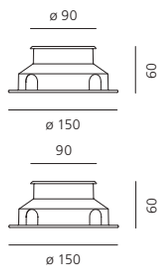

Driver	V(ac)	L x W x H (mm)	IP	N.max	DIM	Code
cc 14W 350mA	220-240	79 x 38 x 25	67	2-10	-	**DV3001**
cc 23W 350mA	220-240	185 x 35 x 33	67	3-12	DALI	**DV1042**

Verify drive / recessed hole's dimensions

EGO 150 STAINLESS STEEL

Stainless steel

Fixed beam

Adjustable beam +/- 15°

SP WF EL

MacAdam 3SDCM
Life L70 (24K) > 145000h
CRI = 80

IP65 / IP67

IK09 / IK10

EGO 150 DRIVE OVER

W	CRI	Weight	Beam	Flux	CCT	Round Code	Square Code
8W	80	1,35 kg	SP 9°	666 lm	3000K	**T4036NSPW00**	**T4006NSPW00**
			WF 37°	565 lm	3000K	**T4036WFLW00**	**T4006WFLW00**
			EL	545 lm	3000K	**T4036ELPTW00**	**T4006ELPTW00**



IK10

220/240Vac 50/60Hz power supply unit included

	Round	Square
Recessing box	**T409905**	**T409906**

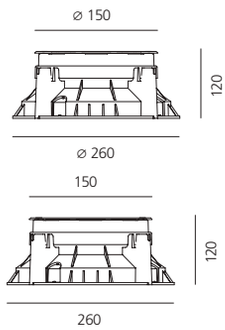

EGO 150 FLAT WALK OVER

W	CRI	Weight	Beam	Flux	CCT	Round Code	Square Code
6W	80	0,88 kg	SP 9°	666 lm	3000K	**T40010NSPW00**	**T40011NSPW00**
			WF 37°	565 lm	3000K	**T40010WFLW00**	**T40011WFLW00**
			EL	545 lm	3000K	**T40010ELPTW00**	**T40011ELPTW00**



IK09

Fixed beam

Power supply unit 500mA SELV supplied separately

	Round	Square
Recessing box	**NL40025H0**	**NL40023H0**

Driver	V(ac)	L x W x H (mm)	IP	N.max	DIM	Code
cc 14W 500mA	220-240	79 x 38 x 25	67	2	-	**DV3002**
cc 28W 500mA	220-240	120 x 38 x 25	67	2-3	-	**DV1039**
cc 31W 500mA	220-240	185 x 35 x 33	67	3	DALI	**DV1042**

Verify drive / recessed hole's dimensions

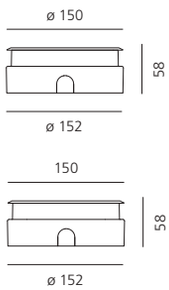

EGO 220 STAINLESS STEEL

Stainless steel

SP WF EL

Fixed beam

Adjustable beam +/- 15°

MacAdam 3SDCM
Life L70 (24K) > 145000h
CRI = 80

IP65 / IP67
IK09 / IK10

EGO 220 DRIVE OVER

W	CRI	Weight	Beam	Flux	CCT	Round Code	Square Code
16W	80	3,20 kg	SP 9°	1499 lm	3000K	**T4039NSPW00**	**T4009NSPW00**
			WF 37°	1272 lm	3000K	**T4039WFLW00**	**T4009WFLW00**
			EL	1227 lm	3000K	**T4039ELPTW00**	**T4009ELPTW00**



220/240Vac 50/60Hz power supply unit included

IK10

Recessing box	Round	Square
	T409903	**T409904**

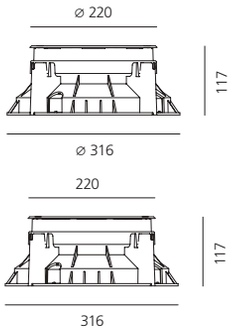

EGO 220 FLAT WALK OVER

W	CRI	Weight	Beam	Flux	CCT	Round Code	Square Code
14W	80	1,78 kg	SP 9°	1499 lm	3000K	**T40014NSPW00**	**T40015NSPW00**
			WF 37°	1272 lm	3000K	**T40014WFLW00**	**T40015WFLW00**
			EL	1227 lm	3000K	**T40014ELPTW00**	**T40015ELPTW00**



Power supply unit 500mA SELV supplied separately

IK09

Fixed beam

Recessing box	Round	Square
	NL40026H0	**NL40023H0**

Driver	V(ac)	L x W x H (mm)	IP	N.max	DIM	Code
cc 28W 500mA	220-240	120 x 38 x 25	67	1	-	**DV1039**
cc 31W 500mA	220-240	185 x 35 x 33	67	1	DALI	**DV1042**

Verify drive / recessed hole's dimensions

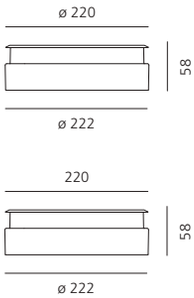

Ego walk over glass

Milano Fiori Residential Complex, Assago, Italy
Project by OBR - Open Building Research, Ph. Michele Nastasi

EGO 150 GLASS WALK OVER

Black glass

Fixed beam

Adjustable beam +/- 15°

SP WF EL

MacAdam 3SDCM
Life L70 (24K) > 145000h
CRI = 80

IP65 / IP67
IK09

EGO 150 WALK OVER

W	CRI	Weight	Beam	Flux	CCT	Round Code	Square Code
8W	80	1,35 kg	SP 9°	666 lm	3000K	**T4110NSPW00**	**T4100NSPW00**
			WF 37°	565 lm	3000K	**T4110WFLW00**	**T4100WFLW00**
			EL	545 lm	3000K	**T4110ELPTW00**	**T4100ELPTW00**

220/240Vac 50/60Hz power supply unit included

	Round	Square
Recessing box	**T409913**	**T409914**



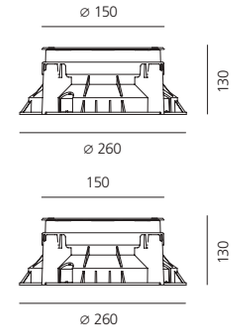

EGO 150 FLAT WALK OVER

W	CRI	Weight	Beam	Flux	CCT	Round Code	Square Code
6W	80	0,92 kg	SP 9°	666 lm	3000K	**T40017NSPW00**	**T40018NSPW00**
			WF 37°	565 lm	3000K	**T40017WFLW00**	**T40018WFLW00**
			EL	545 lm	3000K	**T40017ELPTW00**	**T40018ELPTW00**

Power supply unit 500mA supplied separately

	Round	Square
Recessing box	**NL40029H0**	**NL40027H0**

Driver	V(ac)	L x W x H(mm)	IP	N.max	DIM	Code
cc 14W 500mA	220-240	79 x 38 x 25	67	2	-	**DV3002**
cc 28W 500mA	220-240	120 x 38 x 25	67	2-3	-	**DV1039**
cc 31W 500mA	220-240	185 x 35 x 33	67	3	DALI	**DV1042**

Verify drive / recessed hole's dimensions



Fixed beam

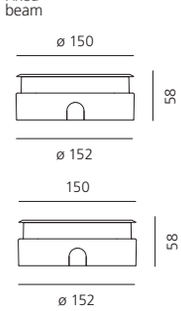

EGO 220 GLASS WALK OVER

Black glass

Fixed beam

Adjustable beam +/- 15°

SP WF EL

MacAdam 4SDCM
Life L70 (7K) > 42300h
CRI = 80

IP65/ IP67
IK09

EGO 220 WALK OVER

W	CRI	Weight	Beam	Flux	CCT	Round Code	Square Code
16W	80	3,20 kg	SP 9°	1499 lm	3000K	**T4111NSPW00**	**T4101NSPW00**
			WF 37°	1272 lm	3000K	**T4111WFLW00**	**T4101WFLW00**
			EL	1227 lm	3000K	**T4111ELPTW00**	**T4101ELPTW00**

220/240Vac 50/60Hz power supply unit included



	Round	Square
Recessing box	**T409911**	**T409912**

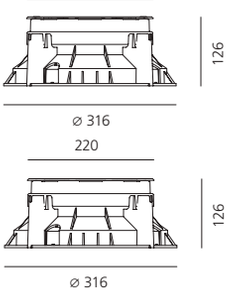

EGO 220 FLAT WALK OVER

W	CRI	Weight	Beam	Flux	CCT	Round Code	Square Code
14W	80	1,67 kg	SP 9°	1499 lm	3000K	**T40019NSPW00**	**T40020NSPW00**
			WF 37°	1272 lm	3000K	**T40019WFLW00**	**T40020WFLW00**
			EL	1227 lm	3000K	**T40019ELPTW00**	**T40020ELPTW00**

Power supply unit 500mA supplied separately



Fixed beam

	Round	Square
Recessing box	**NL40030H0**	**NL40028H0**

Driver	V(ac)	L x W x H(mm)	IP	N.max	DIM	Code
cc 28W 500mA	220-240	120 x 38 x 25	67	1	-	**DV1039**
cc 31W 500mA	220-240	185 x 35 x 33	67	1	DALI	**DV1042**

Verify drive / recessed hole's dimensions

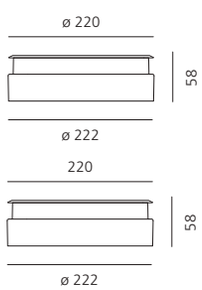

Ego spot

2005

EGO SPOT

Silver grey

SP FL EL

Driver 24Vdc SELV
supplied separately

MacAdam 3SDCM
Life L70 (24K) > 145000h
CRI = 80

IP65
+/-90°

W	Weight	Beam	Flux	CCT	Code
12W	0,75 kg	SP 10°	755 lm	3000K	**T7633SPW00**
		FL 26°	711 lm	3000K	**T7633FLW00**
		EL	723 lm	3000K	**T7633ELPTW00**



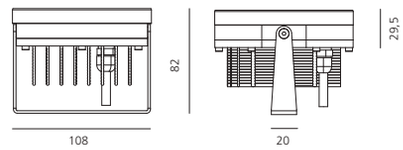

Accessories

	Code
Picket	**NL97150**

Driver	Vdc	IP	LxWxH (mm)	N.max	DIM	Code
24W	24Vdc	IP67	185 x 35 x 35	1	DALI	**DV1041**
25W	24Vdc	IP67	148 x 40 x 32	1	ND	**T409996**
60W	24Vdc	IP67	163 x 43 x 32	4	ND	**T409998**
90W	24Vdc	IP67	161 x 61 x 36	6	ND	**T409999**
150W	24Vdc	IP67	228 x 68 x 39	10	ND	**DV5004**
288W	24Vdc	IP20	156 x 52 x 26		DALI Push 1-10/0-10	**NL19096**

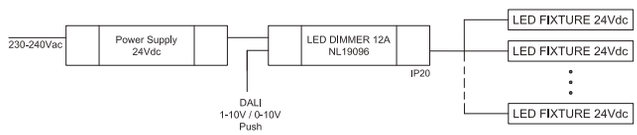

Spot optic

Concentrated luminous flow to highlight details avoiding unwanted light dispersion.

Flood optic

Medium luminous flux to highlight details, large sections of windows.

Elliptical optic

Elliptical distribution of the luminous flow suitable for wallwasher effect.

Light fixture with high-performance LED light sources.
Ground, floor, wall installation.
Consists of body, frame, glass and bracket.
Aluminum folded sheet bracket.
All aluminum components are anodized.
Diffuser in glass, 10 mm-thick.
Gaskets in EPDM.
Remote driver supplied separately.

Power connection to the driver by means of H05RN-F cable and IP68 electrical terminal board, supplied with the fixture.
Fixed optic. PMMA lenses in 3 different versions of beams.
Picket for ground installation in galvanized sheet iron.
Painted aluminum with 2-stage outdoor treatment: antioxidant primer, polyester paint.
Installation must be carried out by specialized personnel.

For further information on Ego spot
visit artemide.com



Hotel Château Monfort, Milan, Italy, Project Arch. Sofia Vedani + FZI Interiors, Ph. Stefano Oppo

LineaLed drive over

Carlotta de Bevilacqua
2010

Walk over and drive over approved up to 5000 Kg.

Light fixture with high-performance LED light sources.

Walk-over and drive-over recessed floor installation.

Monochromatic or RGB light.

Composed of body, diffuser, recessing box, closing end caps, junctions.

Body in extruded EN AW6060 T5 aluminum.

Opal non-slippery tempered glass 8mm-thick.

Glass surface temperature lower than 35°.

Profile end caps in aluminum EN AW 6060.

Recessing box for laying in stainless steel AISI 304.

Recessing box end caps and junction in stainless steel AISI 304.

Electrical connection to the ballast by means of a two-pole cable H05RN-F, with IP68 quick-release terminal block which is supplied with the fixture and can be housed in the recessing box.

24Vdc remote ballast.

Body fastened to the recessing box by means of proper pre-stressed steel springs supplied with the fixture.

Painted profile with 2-stage outdoor treatment: primer, outdoor paint.

RGB version with Full Colour RGB LEDs.

For further information on LineaLed drive-over visit artemide.com

LINEALED DRIVE OVER

Silver grey

FL

Power Supply Unit not included.

MacAdam 3SDCM
Life L70 (17K) > 102000h
CRI = 90

IP65 / IP67

LINEALED

W	Lenght	Beam	Flux	CCT	Code
5W	618 mm	FL	225 lm	3000K	**NL7398VSK0**
8W	978 mm	FL	360 lm	3000K	**NL7419VSK0**

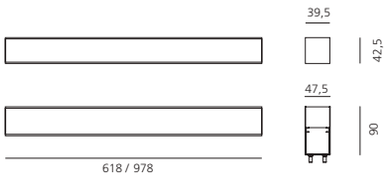

Driver	Vdc	IP	L x W x H	12W	24W	36W	48W	Code
24W DALI	24Vdc	67	185 x 35 x 35	4				**DV1041**
25W	24Vdc	67	148 x 40 x 32	1				**T409996**
60W	24Vdc	67	163 x 43 x 32	4	2	1	1	**T409998**
90W	24Vdc	67	161 x 61 x 36	6	3	2	1	**T409999**
150W	24Vdc	67	228 x 68 x 39	1	5	3	2	**DV5004**
288W DIMMER	24Vdc	20	156 x 52 x 26					**NL19096**

Maximum linear length of a series of products with one supply line: 6 m.
For lines of length exceeding 6 m, provide multiple supply lines.

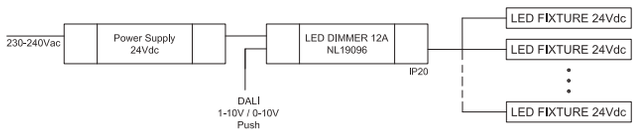

LINEALED RGB

W	Length	Code
10W	618 mm	**NL76480**
16W	978 mm	**NL76490**



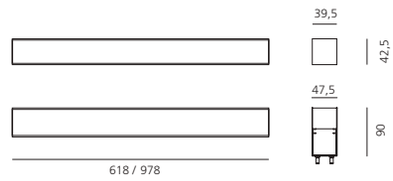

16,7 M

Driver	Vac	W	Vdc	Ch	Control	L x W x H	IP	25W	Code
Driver NLX1-100	120-250Vac	95W	24Vdc PWM	1xRGB	DMX/DALI	388 x 42 x 30	40	3 max	**NL12150**
Driver NLX1-75		144W	24Vdc PWM	1xRGB	DMX/DALI	153 x 50 x 23	40		**NL19084**
PUS 150W	90-305Vac	150W	24Vdc			228 x 68 x 39	67	5 max	**DV5004**
Driver NLX2-75	90-260Vac	75W	24Vdc PWM	2xRGB	DMX	270 x 200 x 80	40	3 max	**NL75190**
Driver NLX1-100 IP	120-250Vac	95W	24Vdc PWM	1xRGB	DMX/DALI	340 x 103 x 61	66	3 max	**DV1046**

PWM driver for fixtures with autonomous colour programmers for stand-alone or controlled working by means of DMX 512 protocol for installations of all sizes.

	Code
DSC 30 USB interfaced DMX stand alone	**NL19030**

Digital interface provided with software. If connected to the PC USB port, it transforms the programmers instructions into DMX 512 control signals.
DSC30 (512 DMX controllable channels, real-time clock, local use) allows computer-interactive programming and stand-alone mode, that is the possibility of autonomous interface repetition without PC connection.

9V/350mA ballast with mini USB connector for DSC30	**NL84100**
50 cm-long Cable with HE10 connector for connection to a keyboard	**NL77270**

Accessories		Code
Housing	L = 622 mm	**NL76720**
Housing	L = 982 mm	**NL76700**
Continuity joint - 80 x 50 x 1,5 mm		**NL75810**
Housing end cap (pair) - 46,5 x 62,5 x1,5 mm		**NL76750**
Power supply connector & connector end cap		**NL19052**
Female power connector for discontinuous connection		**NL19023**
Male power connector for discontinuous connection		**NL19021**



Twirl, Università Statale di Milano, Italy, Project by Zaha Hadid

LineaLed wallwasher

Carlotta de Bevilacqua 2011

Walk over and drive over approved up to 5000 Kg.

Light fixture with high-performance LED light sources.

LineaLed Wallwasher: walk-over and drive-over recessed floor installation. Consist of body, diffuser, recessing box, closing end caps, junctions. Body fastened to the recessing box by means of proper pre-stressed steel springs supplied with the fixture.

LineaLed Wallwasher adjustable: Wall or ceiling installation. Consist by body in extruded aluminum, protection glass, adjustable die-cast aluminum brackets.

Body in extruded EN AW6060 T5 aluminum.

Transparent non-slippery tempered glass 8mm-thick. Glass surface temperature lower than 50°.

Profile end caps in injection-mould polycarbonate with silicone gasket.

Recessing box for laying, recessing box end caps and junction in stainless steel AISI 304.

Electrical connection to the ballast by means of a two-pole cable H05RN-F; with IP68 quick-release terminal block which is supplied with the fixture and can be housed in the recessing box (LineaLed Wallwasher) or with IP68 terminal board supplied with the fixture (LineaLed Wallwasher adjustable).

24Vdc remote ballast.

Optics. PMMA lenses in 3 different versions of beams.

Painted profile and brackets with 2-stage outdoor treatment: primer, outdoor paint.

For further information on LineaLed wallwasher visit artemide.com

Palazzo via Manzoni, Milan, Italy, Project by Studio Pivato SAS, arch. Cristina Pivato

Flood optic (19°)

Concentrated luminous flow to highlight details avoiding unwanted light dispersion.

Wide flood optic (31°)

Medium luminous flux to highlight details, large sections of windows.

Elliptical optic (EL)

Elliptical distribution of the luminous flow suitable for wallwasher effect.

Chiesa di Capalbio Scalo, Capalbio, Italy

LINEALED WALLWASHER

Silver grey

FL WF EL

Power Supply Unit
not included.

MacAdam 3SDCM
Life L70 (9K) > 51400h
CRI = 80

IP65/ IP67
IK07

LINEALED WALLWASHER

W	Lenght	Weight	Beam	Flux	CCT	Code
8,5W	300 mm	0,9 kg	FL 19°	788 lm	3000K	**NL1732010K0**
			WF 31°	714 lm	3000K	**NL1732025K0**
			EL	730 lm	3000K	**NL17320ELK0**
17W	500 mm	1,5 kg	FL 19°	1576 lm	3000K	**NL1732110K0**
			WF 31°	1428 lm	3000K	**NL1732125K0**
			EL	1459 lm	3000K	**NL17321ELK0**
25W	780 mm	2,21 kg	FL 19°	2364 lm	3000K	**NL1732210K0**
			WF 31°	2143 lm	3000K	**NL1732225K0**
			EL	2189 lm	3000K	**NL17322ELK0**
34W	978 mm	2,77 kg	FL 19°	3152 lm	3000K	**NL1732310K0**
			WF 31°	2857 lm	3000K	**NL1732325K0**
			EL	2919 lm	3000K	**NL17323ELK0**



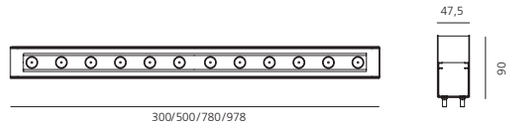

Maximum linear length of a series of products with one supply line: 2 m.
For lines of length exceeding 2 m, provide multiple supply lines.
Choose cable cross-section according to the load / maximum voltage drop 2V.

Accessories		Code
Housing	L = 300 mm	**NL76740**
	L = 500 mm	**NL76730**
	L = 780 mm	**NL76710**
	L = 980 mm	**NL76700**
Continuity joint - 80 x 50 x 1,5 mm		**NL75810**
Housing end cap (pair) - 46,5 x 62,5 x 1,5 mm		**NL76750**
Power feed connector & connector end cap		**NL19052**
Female power connector for discontinuous connection		**NL19023**
Male power connector for discontinuous connection		**NL19021**

LINEALED WALLWASHER ADJUSTABLE

W	Lenght	Weight	Beam	Flux	CCT	Code
8,5W	300 mm	0,9 kg	FL 19°	788 lm	3000K	**NL1733010K0**
			WF 31°	714 lm	3000K	**NL1733025K0**
			EL	730 lm	3000K	**NL17330ELK0**
17W	500 mm	1,5 kg	FL 19°	1576 lm	3000K	**NL1733110K0**
			WF 31°	1428 lm	3000K	**NL1733125K0**
			EL	1459 lm	3000K	**NL17331ELK0**
25W	780 mm	2,21 kg	FL 19°	2364 lm	3000K	**NL1733210K0**
			WF 31°	2143 lm	3000K	**NL1733225K0**
			EL	2189 lm	3000K	**NL17332ELK0**
34W	978 mm	2,77 kg	FL 19°	3152 lm	3000K	**NL1733310K0**
			WF 31°	2857 lm	3000K	**NL1733325K0**
			EL	2919 lm	3000K	**NL17333ELK0**



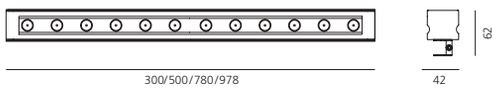

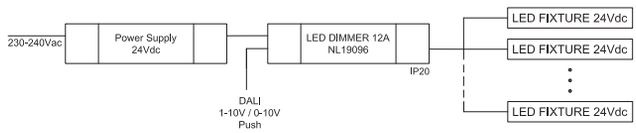

Driver	Vdc	IP	LxWxH	8,5W	17W	25W	34W	DIM	Code
24W	24Vdc	IP67	185 x 35 x 35	2	1			-	**DV1041**
25W	24Vdc	IP67	148 x 40 x 32	2	1			-	**T409996**
60W	24Vdc	IP67	163 x 43 x 32	6	3	2	1	-	**T409998**
90W	24Vdc	IP67	161 x 61 x 36	8	4	3	2	-	**T409999**
150W	24Vdc	IP67	228 x 68 x 39	12	7	5	3	DALI	**DV5004**
288W	24Vdc	IP20	156 x 52 x 26					DALI / Push / 1-10 / 0-10 / DIMMER	**NL19096**

Minispot

2007

Light fixture with high-performance LED light sources.

Ground, floor, wall installation.

Consists of body, metal ring, diffuser in opaline polycarbonate, 3mm thick.

Body and metal ring in anticorodal aluminum, anodized.

Silicone o-ring gaskets.

Remote driver supplied separately.

Power connection to the driver by means of H05RN-F cable and IP68 electrical terminal board, supplied with the fixture.

Fixed optic. PMMA lenses in 3 different versions of beams.

Picket for ground installation.

Installation must be carried out by specialized personnel.

For further information on Minispot
visit artemide.com

MINISPOT

Silver grey

FL WF EL

Power Supply Unit not included.

MacAdam 3SDCM
Life L70 (24K) > 145000h
CRI = 80

IP65
+/-150°

W	Weight	Beam	Flux	CCT	Code
2W	0,19 kg	FL 27°	188 lm	3000 K	**NL702910K0**
		WF 35°	190 lm	3000 K	**NL702925K0**
		EL° 41 x 33°	188 lm	3000 K	**NL7029ELK0**

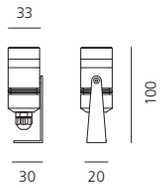

Accessories

	Code
Picket in anodised metal 37 x 180 mm	**NL97150**

Driver	V(ac)	LxWxH mm	IP	N°	DIM	Code
cc 14W 700mA	220-240	79 x 38 x 25	67	1 - 5	-	**DV3003**
cc 30W 700mA	220-240	120 x 38 x 25	67	7 - 12	-	**DV3004**
cc 38W 700mA	220-240	185 x 35 x 33	67	3 - 13	DALI	**DV1042**

Private residence, Milan, Italy, Project by Erna Corbetta, Ph. Beppe Raso

Spike

2006

For further information on Spike
visit artemide.com

Lighting appliance with high-yield LED sources.

Wall or ceiling mounted.

Monochrome or RGB light.

EN AW6060 T5 extruded aluminum body.

3mm-thick methacrylate diffuser.

Die-cast aluminum caps with silicon rim.

EN AB 47100 aluminum adjustment brackets.

Power unit connection with bipolar H05RN-F cable (monochrome) or quadripolar silicon/rubber cable (RGB), with standard IP 68 clamp.

Remote 24 Vdc power unit.

Body in anodized extruded aluminum. Caps and brackets in painted die-cast aluminum with 3-stage outdoor treatment: nanotechnologies, anti-oxidant primer, polyester paint.

Optional painted extruded aluminum anti-glare screen.

Optical units. PMMA lenses with 3 different beam options.

RGB version made up of monochrome red, green and blue LEDs.

SPIKE

Silver grey

FL WF EL

Power Supply Unit not included.
* New version longer than 4 mm.

MacAdam 3SDCM
Life L70 (24K) > 145000h
CRI = 80

IP65

SPIKE

W	Lenght	Weight	Beam	Flux	CCT	Code
12W	268 mm*	0,37 kg	FL19°	1080 lm	3000K	**T430010W00**
			WF 31°	980 lm	3000K	**T430025W00**
			EL 18°x40°	1054 lm	3000K	**T4300ELW00**
24W	490 mm*	0,75 kg	FL19°	2160 lm	3000K	**T430110W00**
			WF 31°	1959 lm	3000K	**T430125W00**
			EL 18°x40°	2109 lm	3000K	**T4301ELW00**
36W	730 mm*	1,06 kg	FL19°	3239 lm	3000K	**T430210W00**
			WF 31°	2939 lm	3000K	**T430225W00**
			EL 18°x40°	3163 lm	3000K	**T4302ELW00**
48W	970 mm*	1,34 kg	FL19°	4319 lm	3000K	**T430310W00**
			WF 31°	3919 lm	3000K	**T430325W00**
			EL 18°x40°	4218 lm	3000K	**T4303ELW00**

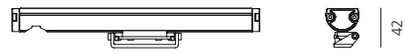

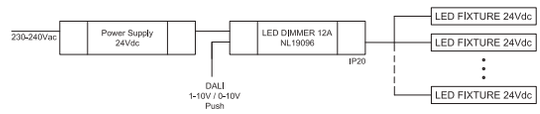

Antidazzle screen	Code
Spike 12W	**T430806**
Spike 24W	**T430812**
Spike 36W	**T430818**
Spike 48W	**T430824**

Driver	Vdc	IP	L x W x H	12W	24W	36W	48W	DIM	Code
24W	24Vdc	IP67	185 x 35 x 35	1				DALI	**DV1041**
25W	24Vdc	IP67	148 x 40 x 32	1				-	**T409996**
60W	24Vdc	IP67	163 x 43 x 32	4	2	1	1	-	**T409998**
90W	24Vdc	IP67	161 x 61 x 36	6	3	2	1	-	**T409999**
150W	24Vdc	IP67	228 x 68 x 39	1	5	3	2	-	**DV5004**
288W	24Vdc	IP20	156 x 52 x 26					DALI / Push / 1-10 / 0-10 DIMMER	**NL19096**

SPIKE RGB

W	Lenght	Weight	Beam	Code
25W	784 mm*	1,06 kg	FL10°	**NL5003110C002**
			WF 25°	**NL5003130C002**
			EL	**NL50031ELC002**
			40°	**NL5003140C002**



16,7 M

Driver	Vac	W	Vdc	Ch	Control	L x W x H	IP	25W	Code
Driver NLX1-100	120-250Vac	95W	24Vdc PWM	1xRGB	DMX / DALI	388 x 42 x 30	40	3 max	**NL12150**
Driver NLX1-75		144W	24Vdc PWM	1xRGB	DMX / DALI	153 x 50 x 23	40		**NL19084**
PUS 150W	90-305Vac	150W	24Vdc			228 x 68 x 39	67	5 max	**DV5004**
Driver NLX2-75	90-260Vac	75W	24Vdc PWM	2xRGB	DMX	270 x 200 x 80	40	3 max	**NL75190**
Driver NLX1-100 IP	120-250Vac	95W	24Vdc PWM	1xRGB	DMX / DALI	340 x 103 x 61	66	3 max	**DV1046**

	Code
DSC 30 USB interfaced DMX stand alone Digital interface provided with software. If connected to the PC USB port, it transforms the programme instructions into DMX 512 control signals. DSC30 (512 DMX controllable channels, real-time clock, local use) allows computer-interactive programming and stand-alone mode, that is the possibility of autonomous interface repetition without PC connection.	**NL19030**
9V/350mA ballast with mini USB connector for DSC30	**NL19031**
50 cm-long cable with HE10 connector for connection to a keyboard	**NL7833**
Antidazzle screen	**T430836**

A.

Technical

The carefulness of Artemide for new technologies and for the improvement of its products implies a continuous updating of technical information.
For in-depth and detailed products specifications, Artemide recommends to refer to the website and Artemide Cloud platform, tools that are constantly updated.

artemide.com
cloud.artemide.com

PRODUCT GENERAL INFORMATION

A.24 SUSPENSION SHARPING EMISSION

White	Black	Brushed Silver	Brushed Copper	Brushed Bronze	F	XF
01	**04**	**15**	**18**	**20**		
Fast delivery		Delivery time on demand				

* Driver uses 1 DALI address
** Driver uses 2 DALI addresses
*** Driver uses 3 DALI addresses

MacAdam 2SDCM
Life L90 (20K) 118000h
CRI = 90

IP20

LINEAR MODULES

Direct emission modules

Length	W	Beam	Flux	CCT	Code
1176 mm*	22W	F 24°	1617 lm	2700K	**AQ424.** 01/04 15/18/20
			1628 lm	3000K	**AQ420.** 01/04 15/18/20
			1742 lm	4000K	**AQ421.** 01/04 15/18/20
		XF 62°	1694 lm	2700K	**AQ444.** 01/04 15/18/20
			1731 lm	3000K	**AQ440.** 01/04 15/18/20
			1852 lm	4000K	**AQ441.** 01/04 15/18/20
2352 mm**	45W	F 24°	3233 lm	2700K	**AQ425.** 01/04 15/18/20
			3256 lm	3000K	**AQ422.** 01/04 15/18/20
			3485 lm	4000K	**AQ423.** 01/04 15/18/20
		XF 62°	3437 lm	2700K	**AQ445.** 01/04 15/18/20
			3461 lm	3000K	**AQ442.** 01/04 15/18/20
			3704 lm	4000K	**AQ443.** 01/04 15/18/20



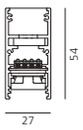

DIMENSIONS
POWER OF DEVICE
LUMINOUS BEAM OPENING
DEVICE LUMINOUS FLUX
LIGHT COLOR TEMPERATURE
PRODUCT CODE
DEVICE COLOR

KEY

CLASSIFICATIONS

Class I
Device in which electrical safety is provided by an additional protective conductor (earth) connected to the metal frame of the lamp.

Class II
Device in which protection against electric shocks is not provided solely by the basic insulation, but which has additional safety measures such as double or reinforced insulation.
These measures do not involve earthing devices and do not depend on the installation conditions.

Class III
Device in which protection against electric shocks is based on a safety extra-low voltage power source and in which no voltages greater than this can be generated.
A class III device does not need earth protection.

APPROVALS

ENEC certification of European conformity.

CE
All Artemide products bearing the CE trademark comply with European regulations and legislation.

UK CA
All Artemide products bearing the UKCA mark are manufactured in accordance with the applicable technical rules and mandatory requirements for products sold in the UK.

RATES

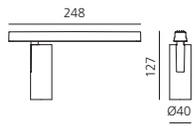

The diagrams shown in this catalogue are expressed in millimetres.

IP DEGREE OF PROTECTION

Electrical fittings are designed to prevent the intrusion and contact of solids and liquids with live parts.
Resistance to the penetration of solids and liquids is expressed by the acronym IP, followed by two digits that show the degree of protection: the first digit refers to solid bodies, the second to liquids.

First digit
0 No protection.
1 Protected against the penetration of solid bodies larger than 50 mm.
2 Protected against the penetration of solid bodies larger than 12 mm.
3 Protected against the penetration of solid bodies larger than 2.5 mm.
4 Protected against the penetration of solid bodies larger than 1 mm.
5 Protected against dust.
6 Totally dust-tight.

Second digit
0 No protection.
1 Protected against dripping water.
2 Protected against dripping water up to 15° from the vertical.
3 Protected against rain.
4 Protected against splashing water.
5 Protected against water jets.
6 Protected against waves.
7 Water-tight on immersion.
8 Water-tight on submersion.

SPECIFICATIONS FOR EGO 55 AND EGO 90 POWER SUPPLY

Number of fixtures which can be installed according to: Power, Cable section, line length

Ego 55

Code	Power	Line length	Cable 1,5 mm²	Cable 2,5 mm²	Cable 4 mm²
T409996	25W 24Vdc	10 m	13	13	13
	25W 24Vdc	50 m	13	13	13
	25W 24Vdc	100 m	13	13	13
	25W 24Vdc	150 m	12	12	13
	25W 24Vdc	200 m	11	12	13
T409998	60W 24Vdc	10 m	33	33	33
	60W 24Vdc	50 m	31	32	33
	60W 24Vdc	100 m	27	30	31
	60W 24Vdc	150 m	23	27	30
	60W 24Vdc	200 m	19	25	29
T409999	90W 24Vdc	10 m	49	50	50
	90W 24Vdc	50 m	43	46	48
	90W 24Vdc	100 m	35	42	46
	90W 24Vdc	150 m	26	37	42
	90W 24Vdc	200 m	19	31	39

Ego 90

Code	Power	Line length	Cable 1,5 mm²	Cable 2,5 mm²	Cable 4 mm²
T409996	25W 24Vdc	10 m	5	5	5
	25W 24Vdc	50 m	5	5	5
	25W 24Vdc	100 m	4	5	5
	25W 24Vdc	150 m	4	4	5
	25W 24Vdc	200 m	4	4	4
T409998	60W 24Vdc	10 m	12	12	12
	60W 24Vdc	50 m	12	12	12
	60W 24Vdc	100 m	10	11	12
	60W 24Vdc	150 m	8	10	11
	60W 24Vdc	200 m	7	9	11
T409999	90W 24Vdc	10 m	18	18	18
	90W 24Vdc	50 m	16	17	18
	90W 24Vdc	100 m	13	16	17
	90W 24Vdc	150 m	9	14	16
	90W 24Vdc	200 m	7	12	15

SPECIFICATIONS FOR REEDS IP68 AND REEDS IP68 TRIPLE POWER SUPPLY

Number of fixtures which can be installed according to: Power, Cable section, Line length

Reeds IP68

Code	Power	Line length	Cable 1,5 mm²	Cable 2,5 mm²	Cable 4 mm²
T409996	25W 24Vdc	10 m	2	2	2
	25W 24Vdc	50 m	2	2	2
	25W 24Vdc	100 m	2	2	2
	25W 24Vdc	150 m	2	2	2
	25W 24Vdc	200 m	1	2	2
T409998	60W 24Vdc	10 m	5	5	6
	60W 24Vdc	50 m	5	5	5
	60W 24Vdc	100 m	4	4	5
	60W 24Vdc	150 m	3	4	4
	60W 24Vdc	200 m	2	3	4
T409999	90W 24Vdc	10 m	8	8	8
	90W 24Vdc	50 m	7	7	8
	90W 24Vdc	100 m	5	6	7
	90W 24Vdc	150 m	3	5	6
	90W 24Vdc	200 m	2	4	5

Reeds IP68 triple

Code	Power	Line length	Cable 1,5 mm²	Cable 2,5 mm²	Cable 4 mm²
T409998	60W 24Vdc	10 m	1	1	2
	60W 24Vdc	50 m	1	1	1
	60W 24Vdc	100 m	1	1	1
	60W 24Vdc	150 m	1	1	1
	60W 24Vdc	200 m	-	1	1
T409999	90W 24Vdc	10 m	2	2	2
	90W 24Vdc	50 m	2	2	2
	90W 24Vdc	100 m	1	2	2
	90W 24Vdc	150 m	1	1	2
	90W 24Vdc	200 m	-	1	2

Max surge supported by the ballasts: 2kV.
Working temperature of the ballasts: -35°C + 50°C.
The ballasts must not be directly exposed to UV-rays.
When calculating sections/lengths, all the fixtures should supplied with power at the line end.
The IP67 connector supplied with the fixtures is suitable for sections from 1.5 to 4 mm².
Insulation class II. Earthing is not required.

Artemide APP Intelligence Interaction Experience

Through the App, the user can control 99% of the Artemide Collection, both Design and Architectural Catalogue, ranging between different application fields through various project scenarios.

Artemide has decided to create a univocal protocol, underlining its boost towards innovation. The unique protocol can be expanded and widen, adding new functions and advanced features, linked to innovation processes, Artemide research results and patents of invention.

Design of new architectures or spaces

Renovation of architectures or spaces

Intervention in historical architectures

1. Sustainable in time	Quick and last minute system installation changes with minimum effort, following the user requests. The Artemide App allows the complexity and flexibility of a DALI protocol system without additional dedicated wiring processes.
2. Easily scalable	Adding new lighting fixtures effortlessly, both for small and large design projects, thanks to a simple reconfiguration process as a network and as settings of the App.
3. Dialogue with sensors	Possibility to combine with the use of various sensors, allowing the reduction of energy consumption (ex. movement and daylight sensor), a more accurate control of the lighting performance (ex. target point) and additional specific functions (ex. environmental quality sensor).
4. Cost effective	Energetic-wise, the Artemide App allows the reduction of energy consumption; budget-wise, the system has no need for additional specific wiring processes; time-wise, the user has the possibility to configure the system without a programmer.
5. Completely free	Free donwload from Apple and Google store.
6. Effortlessly use	Simplified system architecture and user interface for installation, commission and use phases. Artemide App allows both private users and professional installer to easily manage the lighting network.
7. Multimodal controls	Digital management through the App interface, the traditional control with BLL switch and voice commands thanks to the compatibility with Amazon Alexa.
8. Integrable and Interoperable	Artemide can custom communication layers of the App protocol to add Artemide lighting fixtures to other management systems.

Artemide APP ecosystem

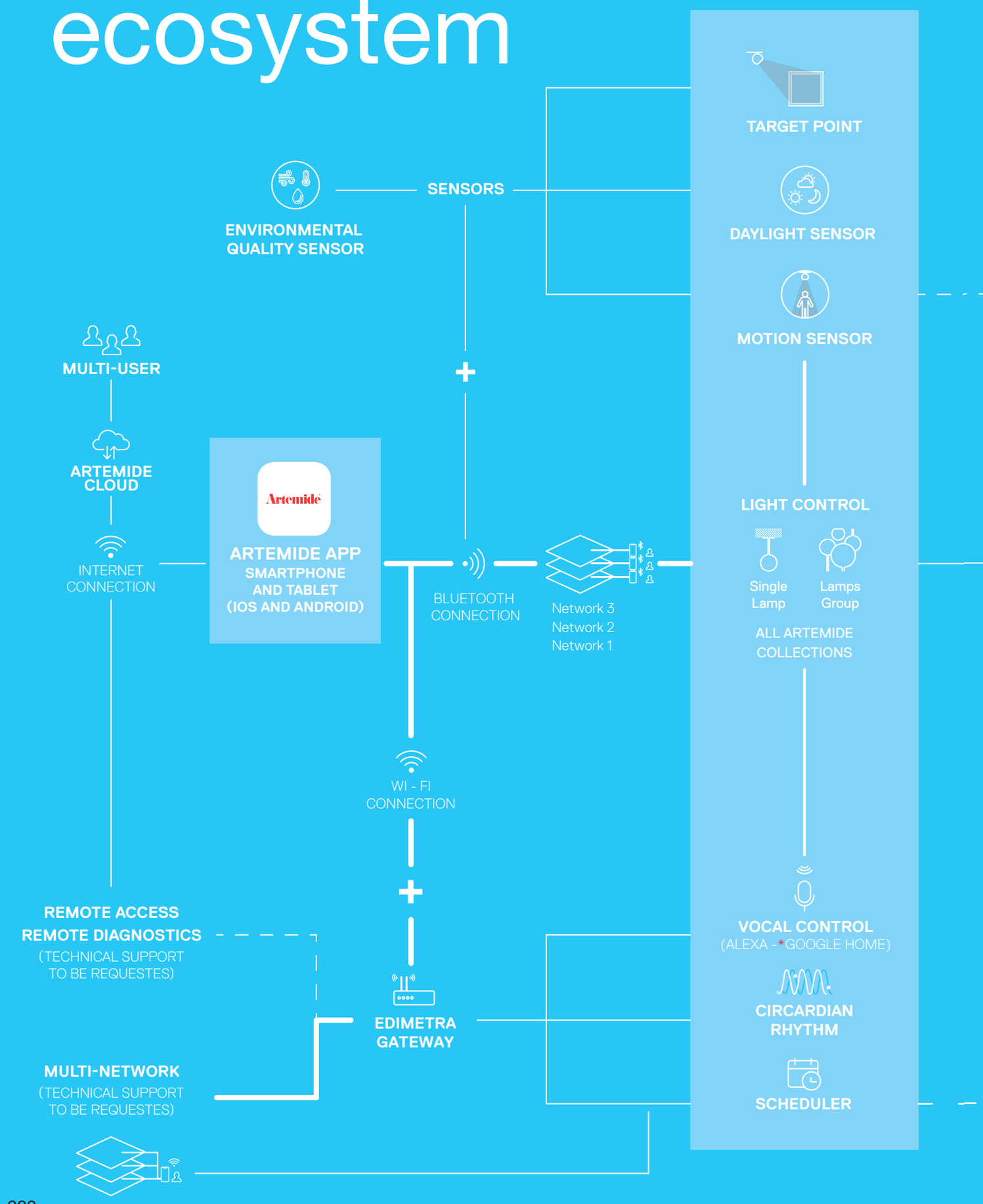

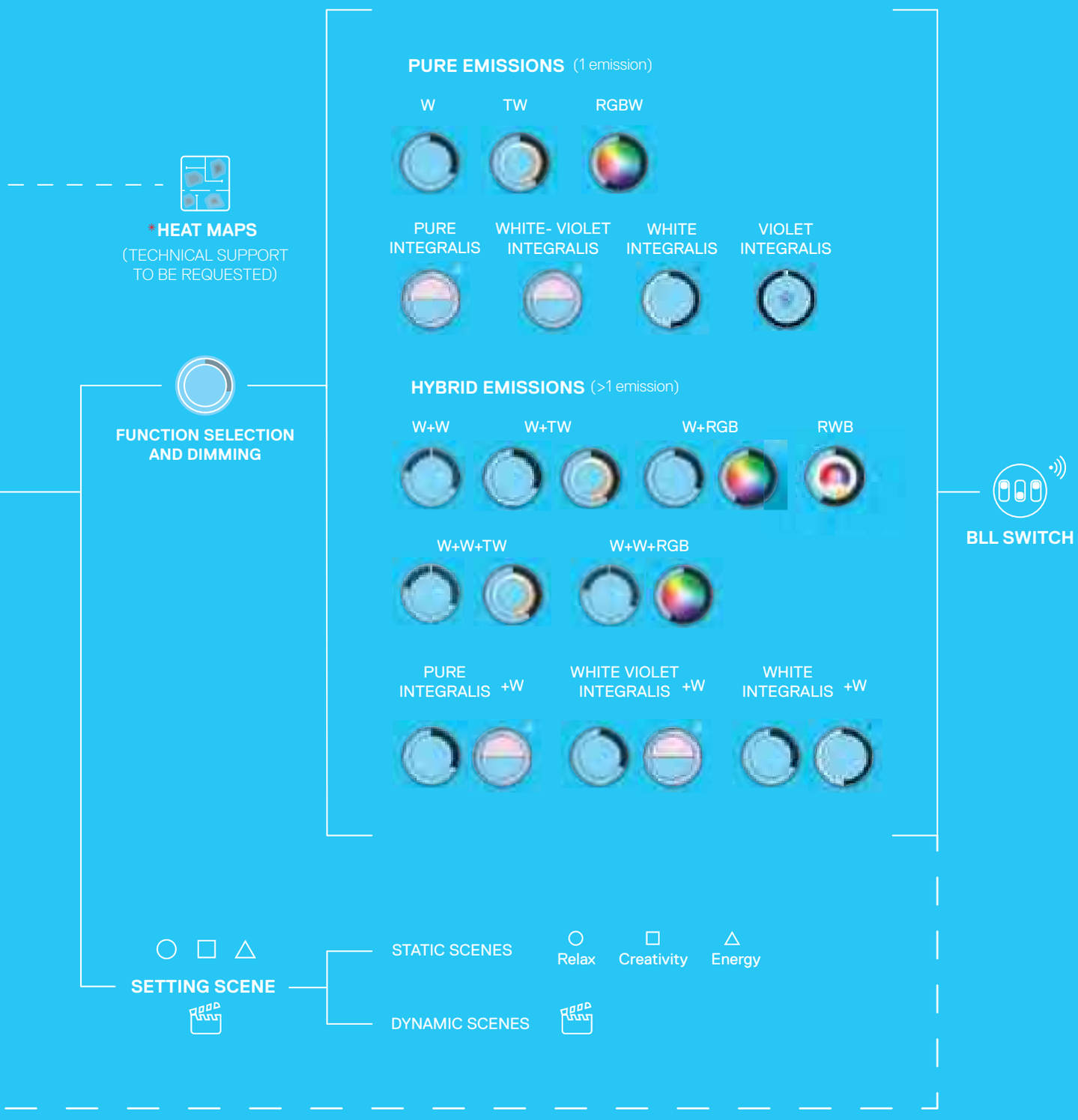
PURE EMISSIONS (1 emission)
W
TW
RGBW
PURE INTEGRALIS
WHITE- VIOLET INTEGRALIS
WHITE INTEGRALIS
VIOLET INTEGRALIS
HYBRID EMISSIONS (>1 emission)
W+W
W+TW
W+RGB
RWB
W+W+TW
W+W+RGB
PURE INTEGRALIS +W
WHITE VIOLET INTEGRALIS +W
WHITE INTEGRALIS +W
*HEAT MAPS
(TECHNICAL SUPPORT TO BE REQUESTED)
FUNCTION SELECTION AND DIMMING
BLL SWITCH
SETTING SCENE
STATIC SCENES
Relax
Creativity
Energy
DYNAMIC SCENES

Edimetra Gateway
Bridge for innovative scenarios and human light experiences

Device designed by Artemide which, by liaising with Artemide App, allows you to extend the standard functions of the Artemide App BLL wireless network with advanced features. Thanks to the presence of a radio Wi-Fi and 2.4GHz BLL radio, it connects to the internet the BLL wireless network created into Artemide App.

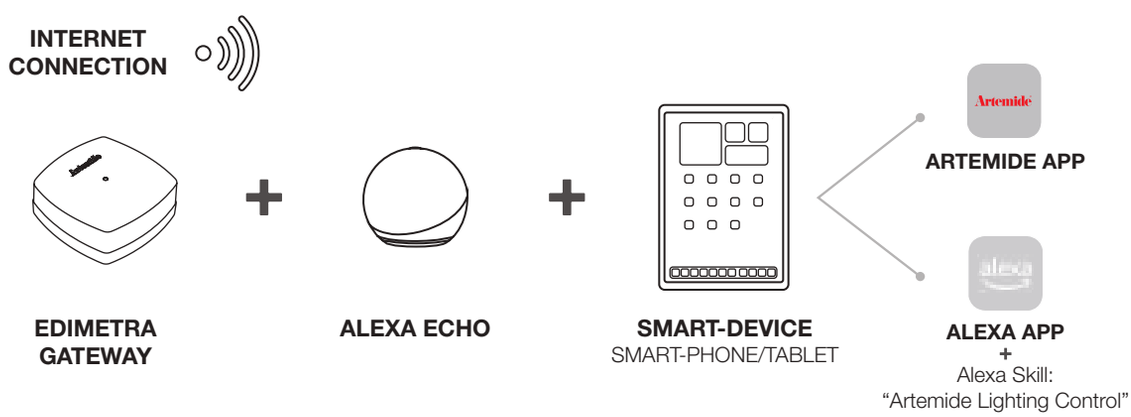

SCHEDULING

This function allows you to turn on/off the light, dim it and recall pre-configurated scenes programmed over time. You can set minutes, hours, days of the week, months and years.
Through a simple interface you can assign commands to the groups of the network. It is applicable to simple network or multi-network settings.

VOICE CONTROL

By registering for the Amazon Alexa service, it will be possible to put in communication the Edimetra Gateway with Amazon Alexa devices, to control by voice commands the Artemide App compatible products.
Commands can be applied to different typologies of lighting fixtures as stable white, RGBW and tunable white.
The available languages are English and Italian.
Voice control of Artemide products requires, through a dedicated skill, a simple pairing between the Artemide and Amazon Alexa Apps.

CIRCADIAN RHYTHM

Starting from time and geolocation principles, the Artemide App changes the colour temperature and the intensity of artificial light to match them with natural light cycles. The geo and time location parameters are combined with human behavioural patterns divided among three representative lifestyle types to calibrate light according to the space of each individual's activities. Light modulation is suggested by light recipes that take into account all these variables going hand in hand with the freedom for the user to modify extreme temperatures and intensities, as well as to adjust the time-related light modulation.

Moving from residential applications to professional ones, a further advanced feature allowed by Edimetra Gateway is the possibility to create Heat Maps of the spaces.

HEAT MAPS
feature on demand

This function allows to map closed spaces in order to understand their occupancy over time. It can be done by installing PIR BLL motion sensors and programming the Edimetra Gateway, by uploading on Artemide App the map of the space and the position of the sensors inside it.
This feature generates information on space use working as a source of information on behaviours and a data-collection tool.
Displayed on a map or with histograms summarizing the space occupancy trend in time, such data becomes a convenient source of information for retail, exhibition or public places.

EDIMETRA GATEWAY

White

01

Integrated antenna.
Included USB type C wire.
Adapter 5V 2A not included.

IP20

Edimetra Gateway	Code **DV900301APP**



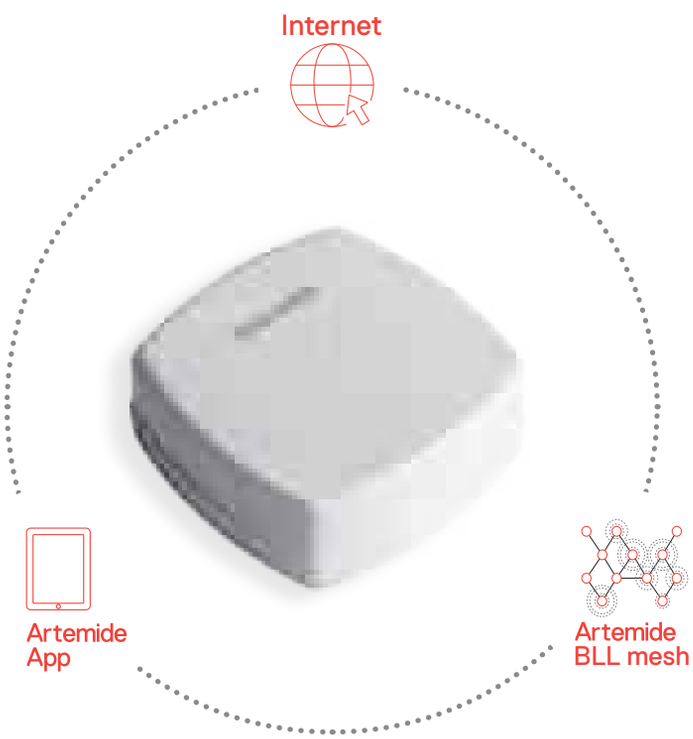

Geo-LiFi
Intelligence
Interaction
Experience

powered by GRALL

Reinventing end-user experience through intelligent scenarios / Tracking position with high precision / Delivering simple messages, images or videos / Sharing data, information and activating connections through light, beacon and GPS coordinates / It transforms simple information in added value services for space user / It creates a tool for data analytics

CONTENTS TYPE

PROTOCOLS

By using Geo-LiFi technology each lighting device emits a coded light, undetectable to the human eye, but recognized by the App through the smart-device camera and used as a trigger in order to recall the proper contents from the web thanks to the data-connection of the smart-device. Contents are stored in a web data-base (cloud) and can be implemented and updated by the administrator of the space using the admin version of the App.

Each luminaire emits continuously a unique coded signal one way to the camera (detector) of the smart-device able to receive and translate the series and timing of the VLC in a specific content.

Geo-LiFi technology now opens to an interactive way to exchange information and contents: a unique multiprotocol network combining VLC, BLE beacon and GPS coordinates for geolocalization-based information without any discontinuity, both in indoor and outdoor environments.

For contents management different solutions are available from the smart-device to the dedicated web application in order to facilitate installation and administration of Geo-LiFi projects, making possible both local and remote management and targeting of the contents according to marketing tools availability and customers desires.

Accurate communication range through VLC coded light
Also possible through BLE beacon (accuracy from 1 up to 5 m) and GPS (accuracy from 10 to 100 m)

Multilingual App (64 languages)
Automatic translation of text messages, based on smart-device setting

Targeted contents & push notification
Creation of public or targeted contents for end-users logged into the App

Analytics
Data relating the number of trigged points, trigged contents, viewed contents, type of contents and content languages

Inclusive technology
The App is in compliance with the European standard EN 301549 for digital accessibility

Geo-LiFi platform is able to generate a contextualized, real-time and tailored experience for the single user. Final user can receive automatically from the cloud general or targeted information (based on it is geo-position), creating new possible services and performances within the space.

ART & EXHIBITION

WORKPLACES

RETAIL

TRANSPORTATION

INDUSTRY

OUTDOOR

Target Point
Parametric dialogue, balanced experience

A

Through Artemide App, it is possible to choose illuminance and CCT.

B

DALI/BLL control unit up to 5 groups with multiple lighting fixtures (max. 40 per control unit)

C

Target sensor can measure, through an optical reading, the values on a surface and send data to the control unit via wireless.

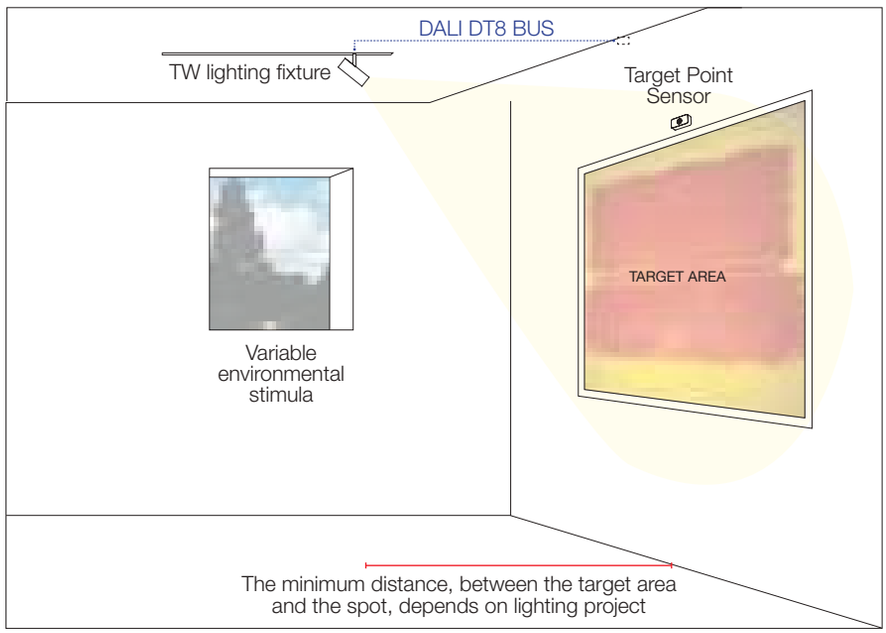

Parametric Design / Building a dialogue through light and environment / Dynamic interaction for a human light / Ensuring the right illuminance / Calibrating color temperature for a good perception / Integrating intelligent sensors, dynamic light and space

Artificial light can interact with natural and environmental phenomena according to measured parameters. Artemide Target Point is a system of Tunable White appliances and sensors that dynamically caliberates projected light on a perceptive effect of desired light within the surrounding environment.

The user has the ability to choose the correct perceptive effect of light on a target surface and, thanks to the Artemide App, can translate the setting in values of illuminance and color temperature. The innovation of the system lies in the intelligence able to read the environmental variations, which could over time alter the desired perceptual effect of light, recalibrating artificial light parameters to dynamically compensate them.

ARTEMIDE APP INTERFACE
FOR TARGET POINT

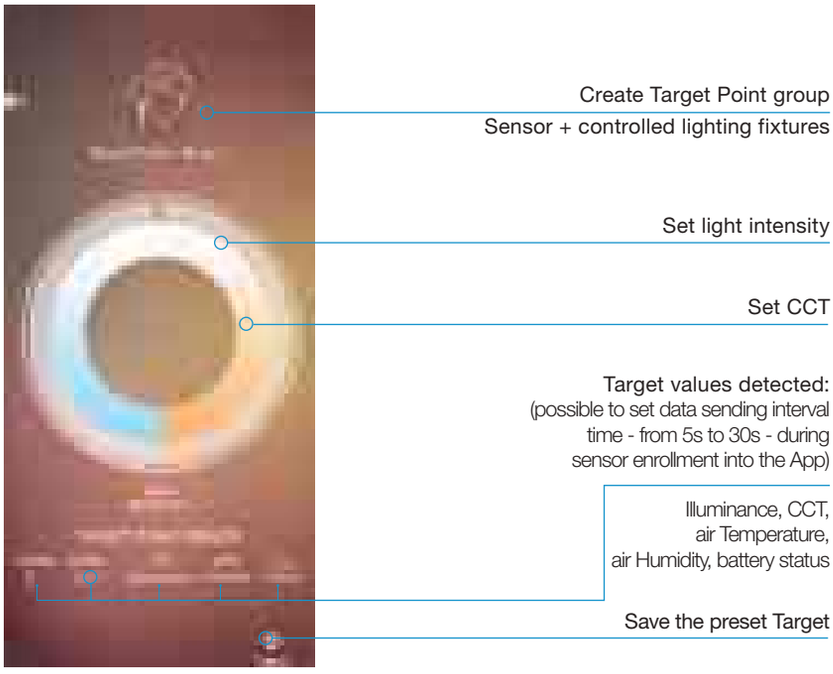

Artemide®

Headquarters

Artemide S.p.A.
Via Bergamo, 18
20006 Pregnana Milanese (MI), Italy
Tel. +39 02 93518.1
Tel. +39 02 93526.1
Numero verde 800 834 093
(from Italy only)
info@artemide.com
www.artemide.com

Italy

Head office:
Artemide Italia s.r.l.
Via Bergamo, 18
20006 Pregnana Milanese (MI)
Tel. +39 02 93518 1
Tel. +39 02 93526 1
Numero Verde 800 834 093
10:00 - 19:00
artemideitalia@artemide.com

Milano Showroom:
Corso Monforte, 19
20122 Milano
Tel. +39 02 76006930
Tel. +39 02 794039
monforte@artemide.com

Milano Danese Showroom:
Piazza San Nazaro in Brolo, 15
20122 Milano
Tel. +39 02 58304150
showroomdanese@artemide.com

Roma Showroom & Lighting Consultancy Center:
Via Margutta, 107
00187 Roma
Tel. +39 06 36001802
Tel. +39 06 36001808
margutta@artemide.com

Treviso Showroom:
Via Campana, 47
ang. Piazza San Francesco
31100 Treviso
Tel. +39 0422 410115
treviso@artemide.com

Milano Lighting Consultancy Center:
Via Canova, 34
20145 Milan (MI), Italy
Tel. +39 02.349611
LightingProject@artemide.com

For information regarding distributors
and points of sale in countries not listed
in these pages,
visit our website: artemide.com
or email: info@artemide.com

Europe

Austria
Sales Office

Artemide Deutschland GmbH & Co. KG
Hans-Böckler-Straße 2
58730 Fröndenberg
Tel. +49 (0)2373 975 0
info@artemide.de

Benelux (Belgium/Holland/Luxemburg)
Brussels showroom and Lighting Consultancy Center:

Chaussée de Waterloo 410
1050 Brussels - Belgium
Tel. +32 02 534 03 67
artemide.brussels@artemide.com

Amsterdam showroom and Lighting Consultancy Center:

Hobbemakade, 89
1071 XR Amsterdam Holland
Tel. +31 20 4702668
artemide.amsterdam@artemide.com

Czech Republic
Distributor:

Selene spol. s.r.o.
Neumannova 161, 383 01 Prachatice
Tel. +420 388 310 326
info@selene.cz

Denmark
Head Office & Showroom:

Artemide Scandinavia A/S
Bredgade 77
1260 Copenhagen
Tel. +45 7020 1700
info@artemide.dk

Estonia
Principal dealer:

Laterna Magica
Kreutzwaldi 8
10124 Tallin
Tel. +372 6466 994
info@laterna.ee

Sales Office:

Artemide Deutschland GmbH & Co. KG
Hans-Böckler-Straße 2
58730 Fröndenberg
Tel. +49 (0)2373 975 0
info@artemide.de

France
Head Office and Showroom:

Artemide France S.A.S.
52, avenue Daumesnil, 75012 Paris
Tel. +33 01 43 44 44 44
artemide@artemide.fr

Finland
Head Office:

Artemide Scandinavia A/S
Bredgade 77
1260 Copenhagen
Tel. +45 7020 1700
info@artemide.dk

Germany
Head office:

Artemide Deutschland GmbH & Co. KG
Hans-Böckler-Straße 2
58730 Fröndenberg
Tel. +49 (0)2373 975 0
info@artemide.de

Lighting Consultancy Center Hamburg

im IDX 22
Große Elbstraße 45
22767 Hamburg
Tel +49 (0)2373 975 0

Lighting Consultancy Center Frankfurt:

Baseler Straße 10
60329 Frankfurt
Tel. +49 (0)69 33 99 569 0

Lighting Consultancy Center München:

im IDX 81
August-Everding-Straße 25
81671 München
Tel +49 (0)2373 975 0

Greece and Cyprus
Head office and Lighting Consultancy Center:

Artemide Hellas S.A.
Solonos 34
106 73 Athens
Tel. +30 210 3646770
info@artemide.gr

Showroom and Lighting Consultancy Center:

G. Papandreou 92
545 55 Thessaloniki
Tel. +30 2310 403934
thessaloniki@artemide.gr

Hungary
Sales office:

Artemide Deutschland GmbH & Co. KG
Hans-Böckler-Straße 2
58730 Fröndenberg
Tel. +49 (0)2373 975 0
info@artemide.de

Principal dealer and Showroom:

Rio Lámpastúdió Kft.
Ráday u. 45
H-1092 Budapest
Tel. +36 30 985 73 73
rio@lampastudio.hu

Sol-Light Kft.
Wesselényi utca 16
H-1077 Budapest
Phone: +36 1 267 0444
info@solinfo.hu

Ireland
Sales Offices:

Artemide GB Ltd.
Tel. +44 20 7631 5200
info@artemide.co.uk

Latvia
Sales Office

Artemide Deutschland GmbH & Co. KG
Hans-Böckler-Straße 2
58730 Fröndenberg
Tel. +49 (0)2373 975 0
info@artemide.de

Lithuania
Sales Office:

Artemide Deutschland GmbH & Co. KG
Hans-Böckler-Straße 2
58730 Fröndenberg
Tel. +49 (0)2373 975 0
info@artemide.de

Principal dealer:

Delight LT UAB,
Kalinausko g. 20
03107 Vilnius
Tel. +370 659 62 450
info@delight.lt

Norway
Head Office:

Artemide Scandinavia A/S
Bredgade 77
1260 Copenhagen
Tel. +45 7020 1700
info@artemide.dk

Poland
Sales Offices:

Artemide Deutschland GmbH & Co. KG
Hans-Böckler-Straße 2
58730 Fröndenberg
Tel. +49 (0)2373 975 0
info@artemide.de

Portugal
Sales office:

Artemide S.A.
C/Vico, 12-18 bajos
08021 Barcelona
Tel. +34 093 478 3911
artemide@artemide.es

Romania
Sales Offices:

Artemide Deutschland GmbH & Co. KG
Hans-Böckler-Straße 2
58730 Fröndenberg
Tel. +49 (0)2373 975 0
info@artemide.de

Serbia
Sales Offices:

Artemide Deutschland GmbH & Co. KG
Hans-Böckler-Straße 2
58730 Fröndenberg
Tel. +49 (0)2373 975 0
info@artemide.de

Showroom:

Bulevar Vudroa Vilsona 8/ 16
Belgrad, 11000
Tel. +381 11 6900308
artemide@timeless.rs

Slovakia
Sales office:

Artemide Deutschland GmbH & Co. KG
Hans-Böckler-Straße 2
58730 Fröndenberg
Tel. +49 (0)2373 975 0
info@artemide.de

Principal dealer:

Akl s.r.o.
Vietnamská 45
82104 Bratislava
Tel. +421 907 767 008
info@aklsro.sk

Slovenia
Sales Offices:

Sales office:

Artemide Deutschland GmbH & Co. KG
Hans-Böckler-Straße 2
58730 Fröndenberg
Tel. +49 (0)2373 975 0
info@artemide.de

Spain
Head office:

Artemide S.A.
C/Vico, 12-18 bajos
08021 Barcelona
Tel. +34 093 478 3911
artemide@artemide.es

Sweden
Head office:

Artemide Scandinavia A/S
Karlavägen 41

114 31 Stockholm
Tel. +45 7020 1700
info@artemide.dk

Switzerland
Artemide Lighting Consultancy Center:

Albulastrasse 60
8048 Zürich
Tel. +41 (0)43/ 268 27 27
info@artemide.ch

United Kingdom
Head office, Showroom and Lighting Consultancy Center:

Artemide GB Ltd.
106 Great Russell Street
London WC1B 3NB
Tel. +44 20 7631 5200
info@artemide.co.uk

Artemide®

America

Canada

Flagship Store:

Toronto, ON
5 Mill Street
Toronto, Ontario M5A 3R6
Tel. +1 416 628 6718
torontoshowroom@artemide.net

Sales offices:

Toronto, ON
Tel. +1 416 628 6718
toronto@artemide.net

U.S.A.

Headquarters:

Artemide, Inc.
250 Karin Lane
Hicksville, NY 11801
Tel. +1 631 694 9292
Toll free +1 877 Art 9111
infousa@artemide.net
www.artemide.net

Flagship stores:

New York, NY
46 Greene Street
New York, NY 10013
Tel. +1 212 925 1588
newyorkshowroom@artemide.net

Miami, FL
Miami Design District
4141 NE Second Ave Unit 105 D/F
Miami, FL 33137T
Tel. +1 305 444 5800
miamishowroom@artemide.net

Sales offices:

New York, NY
Tel. +1 212 925 1588
newyork@artemide.net

Mexico

Distributors:

DIEZ COMPANY
Campos Elíseos 136, Polanco,
Polanco V Secc, Miguel Hidalgo,
11560 Ciudad de México, CDMX
Tel: +55 5520 3508 / +55 5520 3425
ask@diezcompany.mx

IHO Ciudad de México
Juan Vazquez de Mella 481-Primer
Piso, Polanco I Secc, Miguel Hidalgo,
11550 Ciudad de México, CDMX
Tel: +55 5280 7025
sales@iho.com.mx

IHO Guadalajara
Av. Patria 1721-Planta Baja, Colomos
Providencia, 44660 Guadalajara, Jal.
Tel: +33 3611 2382
sales@iho.com.mx

IHO Juárez
Antonio J. Bermúdez 2151-Local
7, Parque Industrial Antonio J
Bermúdez, 32400 Cd Juárez, Chih.
Tel: +52 656 639 6080
sales@iho.com.mx

IHO Monterrey
Calz. del Valle 111, Del Valle,
66220 San Pedro Garza García, N.L.
Tel: +52 81 8335 8270
sales@iho.com.mx

IHO Tijuana
Av. Baños de Agua Caliente 3780, 20
de Noviembre, 22100 Tijuana, B.C.
Tel: +52 664 6096 442
sales@iho.com.mx

Central & South America

Sales Offices:

Artemide S.p.A.
Via Bergamo, 18
Tel. +39 02 93518 1
Tel. +39 02 93526 1
info@artemide.com

For information regarding distributors and points of sale for Central & South American countries not listed above, please email:
infolatam@artemide.net

Asia / Oceania

Australia

Distributors:

ALA Projects Pty Ltd
55 Brisbane St., Surry Hills. Nsw. 2010,
Sydney
Tel. +612 8218 2160
info@alaprojects.com.au

Inlite PTY LTD
44-46, Chippen Street
Chippendale Nsw
Tel. +61 02 83 84 10 00
nsw@inlite.com.au

Studio Italia PTY
12, Thomas St,
Yarraville
info@studioitalia.com.au
Tel. +61 39 69 04 155

China

Head office:

Artemide Trading
(Shanghai) Co., Ltd.
C609, WanTong Center Building C,
No. 333 SuHong Road, Minhang
District, Shanghai, 201106, China
Tel. +86 21 6448 3650
info@artemide.cn

Head Office and showroom:
Hong Kong and Macao

10th Floor, F L K Tower, 157 Johnston
Road, Wan Chai , Hong Kong
Tel: +852 25230050
info@artemide.com.hk

Japan

Head Office, Showroom:

Artemide Japan K.K.
PMC Bldg
1-23-5, Higashi-Azabu,
Minato ku, Tokyo 106-0044 Japan
info@artemide.co.jp

New Zealand

Distributor:

ECC Lighting
39 Nugent Street
Auckland
Tel. +64 9 379 9680
info@ecc.co.nz

61 Thorndon Quay
Tel. +64 4 473 3456
Wellington
info@ecc.co.nz

Other Countries

Sales Offices:

Artemide S.p.A.
Via Bergamo, 18
Tel. +39 02 93518 1
Tel. +39 02 93526 1
info@artemide.com

Africa

Sales Offices:

Artemide S.p.A.
Via Bergamo, 18
Tel. +39 02 93518 1
Tel. +39 02 93526 1
info@artemide.com

Middle East & Egypt

Head office & Showroom:

Artemide Middle-East
Dubai Design District (D3)
Building 6 - 3rd Floor - Offices A307
Dubai, UAE
Tel. +971 4 425 0213
info.dubai@artemide.com

For information regarding distributors and points of sale for Middle East & Africa countries, please email:
info@artemide.ae

© Artemide S.p.A.

Image editing
and 3D visualization
Giona Andreani
Simone Fantoni
Alessandro Peccati

Still lifes
Pierpaolo Ferrari
Jean Pierre Maurer
Manuel Maurer
Gio Pini
Federico Villa
Miro Zagnoli
Michele Nastasi

Prepress
Actualtype s.r.l.

Press
Rotolito Lombarda

Compasso D'oro
1967-1989-1994-2004 -2018

Winner European
Design Prize '97

ISO 9001:2015

ISO 14001:2015

ISO 45001:2018

We are a UL (Demko)
Customer Test Facility
Stage 2 participant.

We are an Intertek
(Semko) recognized
satellite laboratory under
the CTF Stage 2

Artemide S.p.A.
reserves the right to change, at any time
and without prior warning, the technical
specifications of any product illustrated
in this catalogue.

www.artemide.com