

WORKSTATIONS COLLECTION

Luglio 2025 - July 2025

4MARIANI | TECH

Scrivanie Manageriali Managerial Desks	4 Conic 16 Titan
Scrivanie Operative Operative Desks	34 Line 54 Elevate 62 Flap 71 Square 80 Plus 88 Base
Complementi per scrivanie Fittings for desks	96
Sedute Direzionali Managerial Seatings	112 Logic 114 Of Course 117 Grade 118 Mission
Sedute Operative Task Seatings	122 Best 123 Wind
Divani per area attesa Sofas for waiting areas	126 Cubic 127 Wolf
Mobili contenitori Storage Cabinets	131 Oasis 137 Basic 144 Squad 150 Major 155 Open
Bancone Reception Reception Counter	160 Passage
Pareti attrezzate Equipped Partition	164 Equipe
Pareti divisorie Partition Walls	176 Hundred 180 Eighty 185 Fifty 189 Twenty

**SCRIVANIE MANAGERIALI
MANAGERIAL DESKS**

CONIC



La struttura portante delle scrivanie è costituita da una coppia di monorotaie sottopiano in acciaio verniciato, a cui sono fissate due gambe in tubolare metallico conico con piedini di appoggio a terra; queste strutture metalliche sono disponibili verniciate a polveri epossidiche in colore bianco opaco (RAL 9010), nero opaco (RAL 9005) o alluminio (RAL 9006). Sono disponibili solamente scrivanie rettangolari e per ognuna di esse è disponibile anche un allungo laterale. I piani delle scrivanie sono in melaminico spessore 25 mm in diverse finiture oppure in cristallo trasparente, in cristallo grigio verniciato nero oppure in cristallo extrachiaro verniciato bianco.

The supporting structure of the desks consists of a pair of powder coated steel monorails placed under the top, to which are fixed two legs in metal conic tube with its round feet; these metallic structures are available epoxy powder coated in matt white (RAL 9010), matt black (RAL 9005) or in aluminum color (RAL 9006). Only rectangular desks are available and the relative lateral extension. The tops of desks are in melamine coated panel thickness 25 mm. in different finishes or in clear glass, in grey glass painted black or in extraclear glass painted white. Modesty panels in melamine and steel are available and also front dividing screens in melamine.

The oval or square conference tables have the same structure and finishes of the top.

The pedestal unit on wheels with 3 drawers has a sheet metal structure painted with epoxy powders in matt white (RAL 9010), matt black (RAL 9005) or aluminum (RAL 9006) with melamine top and drawer fronts. It is equipped with a lock and chromed handles. The cabinet on wheels with three drawers and one door has a melamine structure and is equipped with locks and chromed handles.

Sono disponibili pannelli di cortesia in melaminico e in acciaio e schermi frontali divisorii in melaminico. I tavoli riunione ovali o quadrati hanno la stessa tipologia di struttura e di finitura del piano. La cassettiera su ruote a 3 cassetti ha una struttura in lamiera verniciata a polveri epossidiche in colore bianco opaco (RAL 9010), nero opaco (RAL 9005) o alluminio (RAL 9006) con top e frontali dei cassetti in melaminico. E' dotata di serratura e di maniglie cromate.

Il mobile su ruote con tre cassetti ed un'anta ha una struttura in melaminico ed è dotato di serrature e maniglie cromate.








CONIC - Finiture disponibili - Available finishes


Piani scrivanie ed elementi in melaminico - Desk tops and melamine elements



Lino FA41
Linen FA41



Noce Chiaro LM01
Light Walnut LM01




Rovere Grigio LG18
Grey Oak LG18




Rovere Bianco LK84
White Oak LK84



Noce Canaletto LN83
Black Walnut LN83




Rovere Spessart LM76
Oak Spessart LM76




Rovere Magister LK97
Oak Magister LK97



Frassino S001
Ash S001




Bianco B007
White B007




Grigio U110
Grey U110



Nero U129
Black U129




Avorio U100
Ivory U100



Grafite UB08
Graphite UB08

Parti metalliche verniciate a polveri epossidiche - Metal parts epoxy powder coated



Bianco opaco RAL 9010
Matt white RAL 9010



Alluminio RAL 9006
Aluminum RAL 9006




Nero opaco RAL 9005
Matt black RAL 9005

Piani delle scrivanie in cristallo - Glass desk tops



Cristallo trasparente
Clear glass



Vetro extrachiaro verniciato bianco
Extraclear glass white varnished



Vetro fumè verniciato nero
Smoked glass black varnished

CONIC - Scrivanie e allunghi - Desks and extensions



Scrivanie in melaminico.
Desks in melamine.

Code	Dimension cm	Dimension inches
ZZCONICDSK3000	180x90x72h	70 ⁷ / ₈ x 35 ¹ / ₂ x 28 ³ / ₈ h
ZZCONICDSK3003	200x100x72h	78 ³ / ₄ x 39 ³ / ₈ x 28 ³ / ₈ h

Piano in melaminico. Base verniciata bianco opaco (RAL 9010), nero opaco (RAL 9005) o alluminio (RAL 9006).
Top in melamine coated panel. Base epoxy powder coated in matt white (RAL 9010) or matt black (RAL 9005) or aluminum (RAL 9006).



Scrivanie in cristallo trasparente.
Desks in clear glass.

Code	Dimension cm	Dimension inches
ZZCONICDSK3001	180x90x71h	70 ⁷ / ₈ x 35 ¹ / ₂ x 28" h
ZZCONICDSK3004	200x100x71h	78 ³ / ₄ x 39 ³ / ₈ x 28" h

Piano in cristallo trasparente. Base verniciata bianco opaco (RAL 9010), nero opaco (RAL 9005) o alluminio (RAL 9006).
Top in clear glass. Base epoxy powder coated in matt white (RAL 9010) or matt black (RAL 9005) or aluminum (RAL 9006).



Scrivanie in cristallo verniciato.
Single desks in varnished glass.

Code	Dimension cm	Dimension inches
ZZCONICDSK3002	180x90x71h	70 ⁷ / ₈ x 35 ¹ / ₂ x 28" h
ZZCONICDSK3005	200x100x71h	78 ³ / ₄ x 39 ³ / ₈ x 28" h

Piano in cristallo extrachiaro verniciato bianco o fumè verniciato nero. Base verniciata bianco opaco (RAL 9010), nero opaco (RAL 9005) o alluminio (RAL 9006).
Top in extraclear white varnished glass or in smoked black varnished glass. Base epoxy powder coated in matt white (RAL 9010) or matt black (RAL 9005) or aluminum (RAL 9006).



Canalina in acciaio adatta per scrivania con top in melaminico.
Metal channel suitable for desk with melamine top.

Code	Dimension cm	Dimension inches
ZZCONICACCD309	160	63"
Per scrivania cm 180 - For desk 70 ⁷ / ₈		
ZZCONICACCD310	180	70 ⁷ / ₈
Per scrivania cm 200 - For desk 78 ³ / ₄		

Verniciata bianco opaco (RAL 9010), nero opaco (RAL 9005) o alluminio (RAL 9006).
Epoxy powder coated in matt white (RAL 9010) or matt black (RAL 9005) or aluminum (RAL 9006).



Allungo in melaminico.
Extension in melamine.

Code	Dimension cm	Dimension inches
ZZCONICDSK3006	80x60x72h	31 ¹ / ₂ x 23 ⁵ / ₈ x 28 ³ / ₈ h

Piano in melaminico. Base verniciata bianco opaco (RAL 9010), nero opaco (RAL 9005) o alluminio (RAL 9006).
Top in melamine coated panel. Base epoxy powder coated in matt white (RAL 9010) or matt black (RAL 9005) or aluminum (RAL 9006).

CONIC - Scrivanie e allunghi - Desks and extensions



Allungo in cristallo trasparente.
Extension in clear glass.

Code	Dimension cm	Dimension inches
ZZCONICDSK3007	80x60x71h	31 ¹ / ₂ x 23 ⁵ / ₈ x 28" h

Piano in cristallo trasparente. Base verniciata bianco opaco (RAL 9010), nero opaco (RAL 9005) o alluminio (RAL 9006).
Top in clear glass. Base epoxy powder coated in matt white (RAL 9010) or matt black (RAL 9005) or aluminum (RAL 9006).



Allungo in cristallo verniciato.
Extension in varnished glass.

Code	Dimension cm	Dimension inches
ZZCONICDSK3008	80x60x71h	31 ¹ / ₂ x 23 ⁵ / ₈ x 28" h

Piano in cristallo extrachiaro verniciato bianco o fumè verniciato nero. Base verniciata bianco opaco (RAL 9010), nero opaco (RAL 9005) o alluminio (RAL 9006).
Top in extraclear white varnished glass or in smoked black varnished glass. Base epoxy powder coated in matt white (RAL 9010) or matt black (RAL 9005) or aluminum (RAL 9006).



Pannello di cortesia in acciaio per scrivania con top in melaminico. Completo di 2 staffe per il fissaggio.
Metal modesty panel for melamine top desk. Complete with 2 fixing brackets.

Code	Dimension cm	Dimension inches
ZZCONICACCD300	160x30	63" x 11 ³ / ₄
Per scrivania cm 180 - For desk 70 ⁷ / ₈		
ZZCONICACCD301	180x30	70 ⁷ / ₈ x 11 ³ / ₄
Per scrivania cm 200 - For desk 78 ³ / ₄		

In acciaio verniciato bianco opaco (RAL 9010), nero opaco (RAL 9005) o alluminio (RAL 9006).
In epoxy powder coated metal in matt white (RAL 9010) or matt black (RAL 9005) or aluminum (RAL 9006).



Pannello di cortesia in melaminico per scrivania con top in melaminico. Completo di 2 staffe per il fissaggio.
Melamine modesty panel for melamine top desk. Complete with 2 fixing brackets.

Code	Dimension cm	Dimension inches
ZZCONICACCD303	160x30x1,9	63" x 11 ³ / ₄ x 3/4
Per scrivania cm 180 - For desk 70 ⁷ / ₈		
ZZCONICACCD304	180x30x1,9	70 ⁷ / ₈ x 11 ³ / ₄ x 3/4
Per scrivania cm 200 - For desk 78 ³ / ₄		

Pannello in melaminico. Staffe verniciate bianco opaco (RAL 9010), nero opaco (RAL 9005) o alluminio (RAL 9006).
Melamine coated panel. Brackets epoxy powder coated in matt white (RAL 9010) or matt black (RAL 9005) or aluminum (RAL 9006).

CONIC - Scrivanie e allunghi - Desks and extensions



Schermo frontale in melaminico per scrivania con top in melaminico. Completo di 2 staffe per il fissaggio.

Melamine front screen panel for melamine top desk. Complete with 2 fixing brackets.

Code	Dimension cm	Dimension inches
ZZCONICACCD307	180x55x1,9	70 ⁷ / ₈ x 21 ⁵ / ₈ x 3/4
Per scrivania cm 180 - For desk 70 ⁷ / ₈		
ZZCONICACCD308	200x55x1,9	78 ³ / ₄ x 21 ⁵ / ₈ x 3/4
Per scrivania cm 200 - For desk 78 ³ / ₄		

Pannello in melaminico. Staffe verniciate bianco opaco (RAL 9010), nero opaco (RAL 9005) o alluminio (RAL 9006).
Melamine coated panel. Brackets epoxy powder coated in matt white (RAL 9010) or matt black (RAL 9005) or aluminum (RAL 9006).

CONIC - Tavoli riunione - Meeting tables



Tavolo riunione a forma di botte in melaminico.

Boat shaped meeting table in melamine.

Code	Dimension cm	Dimension inches
ZZCONICMTB3020	230x105x72h	90 ¹ / ₂ x 41 ³ / ₈ x 28 ³ / ₈ h
ZZCONICMTB3023	280x120x72h	110 ³ / ₄ x 39 ³ / ₈ x 28 ³ / ₈ h

Piano in melaminico. Base verniciata bianco opaco (RAL 9010), nero opaco (RAL 9005) o alluminio (RAL 9006).
Top in melamine coated panel. Base epoxy powder coated in matt white (RAL 9010) or matt black (RAL 9005) or aluminum (RAL 9006).

Tavolo riunione a forma di botte in cristallo trasparente.

Boat shaped meeting table in clear glass.



Code	Dimension cm	Dimension inches
ZZCONICMTB3021	230x105x71h	90 ¹ / ₂ x 41 ³ / ₈ x 28" h
ZZCONICMTB3024	280x120x71h	110 ³ / ₄ x 39 ³ / ₈ x 28" h

Piano in cristallo trasparente. Base verniciata bianco opaco (RAL 9010), nero opaco (RAL 9005) o alluminio (RAL 9006).
Top in clear glass. Base epoxy powder coated in matt white (RAL 9010) or matt black (RAL 9005) or aluminum (RAL 9006).

Tavolo riunione a forma di botte in cristallo verniciato.

Boat shaped meeting table in varnished glass.



Code	Dimension cm	Dimension inches
ZZCONICMTB3022	230x105x71h	90 ¹ / ₂ x 41 ³ / ₈ x 28" h
ZZCONICMTB3025	280x120x71h	110 ³ / ₄ x 39 ³ / ₈ x 28" h

Piano in cristallo extrachiaro verniciato bianco o fumè verniciato nero. Base verniciata bianco opaco (RAL 9010), nero opaco (RAL 9005) o alluminio (RAL 9006).
Top in extraclear white varnished glass or in smoked black varnished glass. Base epoxy powder coated in matt white (RAL 9010) or matt black (RAL 9005) or aluminum (RAL 9006).

CONIC - Scrivanie e allunghi - Desks and extensions



Tavolo riunione quadrato in melaminico.

Square meeting table in melamine.

Code	Dimension cm	Dimension inches
ZZCONICMTB3026	160x160x72h	63" x 63" x 28 ³ / ₈ h

Piano in melaminico. Base verniciata bianco opaco (RAL 9010), nero opaco (RAL 9005) o alluminio (RAL 9006).
Top in melamine coated panel. Base epoxy powder coated in matt white (RAL 9010) or matt black (RAL 9005) or aluminum (RAL 9006).

Tavolo riunione quadrato in cristallo trasparente.

Square meeting table in clear glass.



Code	Dimension cm	Dimension inches
ZZCONICMTB3027	160x160x71h	63" x 63" x 28" h

Piano in cristallo trasparente. Base verniciata bianco opaco (RAL 9010), nero opaco (RAL 9005) o alluminio (RAL 9006).
Top in clear glass. Base epoxy powder coated in matt white (RAL 9010) or matt black (RAL 9005) or aluminum (RAL 9006).

Tavolo riunione quadrato in cristallo verniciato.

Square meeting table in varnished glass.



Code	Dimension cm	Dimension inches
ZZCONICMTB3028	160x160x71h	63" x 63" x 28" h

Piano in cristallo extrachiaro verniciato bianco o fumè verniciato nero. Base verniciata bianco opaco (RAL 9010), nero opaco (RAL 9005) o alluminio (RAL 9006).
Top in extraclear white varnished glass or in smoked black varnished glass. Base epoxy powder coated in matt white (RAL 9010) or matt black (RAL 9005) or aluminum (RAL 9006).

CONIC - Cassetiera e mobile di servizio su ruote - Pedestal and side cabinet on casters



Cassetiera su ruote con 3 cassetti dotati di serratura e vaschetta portacancelleria.

Chest of drawers on casters with 3 drawers with lock and stationery tray.

Code	Dimension cm	Dimension inches
ZZCONICSPD3000	42x53x52h	16 ¹ / ₂ x 20 ⁷ / ₈ x 20 ¹ / ₂ h

Struttura in metallo con top e frontali rivestiti con pannelli di melaminico. Retro e fianchi in metallo verniciato bianco opaco (RAL 9010), nero opaco (RAL 9005) o alluminio (RAL 9006).
Metal structure with top and fronts covered with melamine panels. Back and side panels in epoxy powder coated in matt white (RAL 9010) or matt black (RAL 9005) or aluminum (RAL 9006).



Mobile di servizio su ruote in melaminico con 1 anta con serratura e 3 cassetti dotati di serratura e vaschetta portacancelleria.

Sideboard cabinet on casters in melamine with 1 door with lock and 3 drawers with lock and stationery tray.

Code	Dimension cm	Dimension inches
ZZCONICSPD3001	92x58x60h	36 ¹ / ₄ x 22 ⁷ / ₈ x 23 ⁵ / ₈ h

In melaminico.
In melamine.

TITAN



La struttura portante delle scrivanie è costituita da quattro travi sottopiano in acciaio che alle loro estremità sono fissate ad un giunto che a sua volta è collegato alla gamba sempre in acciaio che appoggia a terra. Importante caratteristica di questo modello è che il giunto e le gambe possono essere scelte liberamente in 3 finiture diverse: verniciate a polveri epossidiche in colore bianco semilucido, in colore nero semilucido oppure cromate.

Le travi sottopiano invece nelle versioni con piani "coprenti" sono verniciate in colore grigio, mentre nelle versioni con piano trasparente sono disponibili verniciate a polveri epossidiche in colore bianco semilucido, in colore nero semilucido oppure cromate.


GIUNTO E GAMBA BIANCA
WHITE JOINT AND LEG



GIUNTO E GAMBA NERA
BLACK JOINT AND LEG



GIUNTO E GAMBA CROMATA
CHROMED JOINT AND LEG



GIUNTO CROMATO E GAMBA BIANCA
CHROMED JOINT AND WHITE LEG



GIUNTO CROMATO E GAMBA NERA
CHROMED JOINT AND BLACK LEG



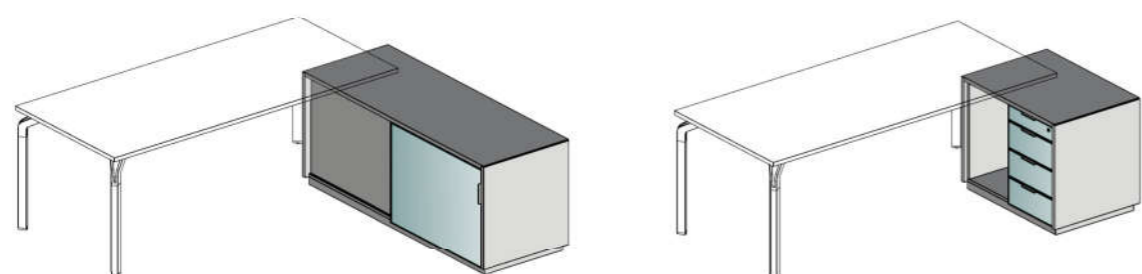
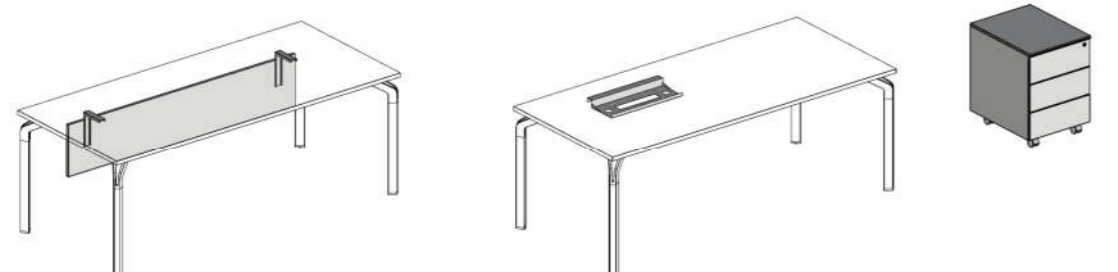
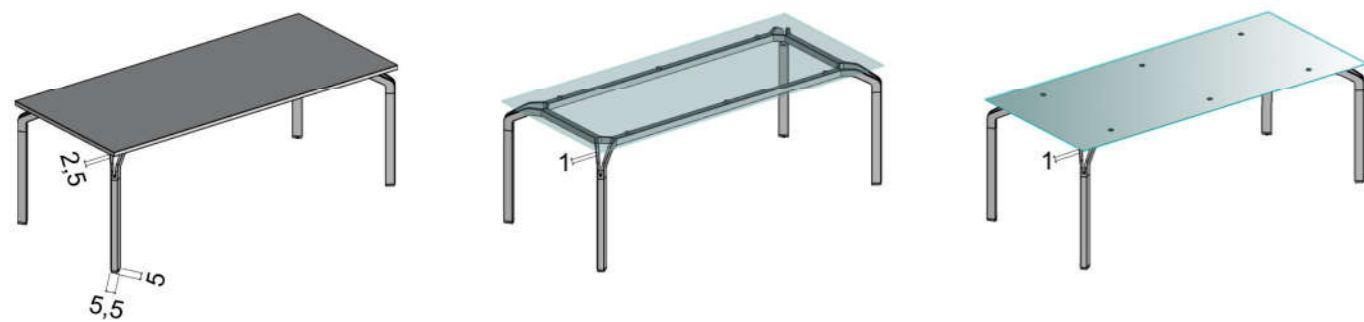
Le scrivanie sono disponibili solo con forma rettangolare con 4 gambe oppure con 3 gambe ed un mobile allungo. I piani delle scrivanie sono in melaminico spessore 25 mm in diverse finiture, in cristallo extrachiaro oppure in cristallo verniciato bianco, nero oppure grigio. Sono disponibili pannelli di cortesia in melaminico.

I tavoli riunione rettangolari, quadrati o rotondi hanno le stesse finiture delle scrivanie. Il mobile allungo e la cassetiera fissa hanno la struttura sempre in melaminico bianco o nero ma con top e fianchi disponibili anche in altre finiture di melaminico; le ante scorrevoli frontali sono disponibili in melaminico o in cristallo verniciato bianco, nero o grigio. I frontali dei cassetti con serratura sono disponibili in melaminico o in cristallo verniciato bianco, nero o grigio. Le maniglie sono disponibili verniciate bianche, nere o cromate.

The supporting structure of the desks consists of four steel beams fixed under the top which at their ends are fixed to a joint which itself is connected to the steel leg that rests on the ground. An important feature of this model is that the joint and the legs can be freely chosen in 3 different finishes: epoxy powder coated in semi-gloss white, in semi-gloss black or chromed. The beams under the top, on the other hand, in the versions with "blind" tops are painted in gray color, while in the versions with transparent top they are available painted with epoxy powders in semi-gloss white, in semi-gloss black or chromed. The desks are available only with rectangular shape with 4 legs or with 3 legs and a side extension. The desk tops are in 25 mm thick melamine in different finishes, in extra-clear glass or in white, black or gray painted glass. Melamine courtesy panels are available.

The rectangular, square or round meeting tables have the same finishes as the desks. The extension unit and the fixed pedestal have the structure always in white or black melamine, while the top and sides can be also in other melamine finishings; the front sliding doors are available in melamine or in white, black or gray painted glass. The fronts of the drawers with locks are available in melamine or in white, black or gray painted glass. The handles are available painted in white, black or chrome.






TITAN - Finiture disponibili - Available finishes


Piani scrivanie ed elementi in melaminico - Desk tops and melamine elements



Lino FA41
Linen FA41




Noce Chiaro LM01
Light Walnut LM01




Rovere Grigio LG18
Grey Oak LG18




Rovere Bianco LK84
White Oak LK84



Noce Canaletto LN83
Black Walnut LN83




Rovere Spessart LM76
Oak Spessart LM76




Rovere Magister LK97
Oak Magister LK97




Frassino S001
Ash S001




Bianco B007
White B007




Grigio U110
Grey U110



Nero U129
Black U129




Avorio U100
Ivory U100



Grafite UB08
Graphite UB08

Parti metalliche verniciate a polveri epossidiche - Metal parts epoxy powder coated



Semilucido bianco (RAL 9003)
Semi-gloss white (RAL 9003)



Cromato
Chromed




Semilucido nero (RAL 9005)
Semi-gloss black (RAL 9005)

Piani delle scrivanie in cristallo - Glass top desks



Cristallo extrachiaro
Extra-Clear glass



Vetro extrachiaro verniciato bianco RAL 9003
Extra-Clear Glass white painted RAL 9003



Vetro extrachiaro verniciato grigio RAL 7046
Extra-Clear Glass grey painted RAL 7046



Vetro verniciato nero RAL 9005
Glass black painted RAL 9005

TITAN - Scrivanie - Desks



Scrivanie con top in melaminico.
Desks with melamine top.

Code	Dimension cm	Dimension inches
ZZTITANDSK6000	180x90x74h	70 ⁷ / ₈ x 35 ¹ / ₂ x 29 ¹ / ₈ h
ZZTITANDSK6003	200x90x74h	78 ³ / ₄ x 35 ¹ / ₂ x 29 ¹ / ₈ h
ZZTITANDSK6006	220x100x74h	86 ⁵ / ₈ x 39 ³ / ₈ x 29 ¹ / ₈ h

Piano in melaminico. Travi sottopiano verniciate grigio goffrato. Giunti e gambe verniciate bianco o nero semilucido.
Top in melamine coated panel. Beams under the top epoxy powder coated in textured grey. Joints and legs epoxy powder coated in semi-gloss white or black.



Scrivanie con top in cristallo extrachiaro.
Desks with extra-clear glass top.

Code	Dimension cm	Dimension inches
ZZTITANDSK6001	180x90x74h	70 ⁷ / ₈ x 35 ¹ / ₂ x 29 ¹ / ₈ h
ZZTITANDSK6004	200x90x74h	78 ³ / ₄ x 35 ¹ / ₂ x 29 ¹ / ₈ h
ZZTITANDSK6007	220x100x74h	86 ⁵ / ₈ x 39 ³ / ₈ x 29 ¹ / ₈ h

Piano in cristallo extrachiaro. Travi sottopiano, giunti e gambe verniciate bianco o nero semilucido.
Top in extra-clear glass. Beams under the top, joints and legs epoxy powder coated in semi-gloss white or black.



Scrivanie con top in cristallo verniciato.
Desks with painted glass top.

Code	Dimension cm	Dimension inches
ZZTITANDSK6002	180x90x74h	70 ⁷ / ₈ x 35 ¹ / ₂ x 29 ¹ / ₈ h
ZZTITANDSK6005	200x90x74h	78 ³ / ₄ x 35 ¹ / ₂ x 29 ¹ / ₈ h
ZZTITANDSK6008	220x100x74h	86 ⁵ / ₈ x 39 ³ / ₈ x 29 ¹ / ₈ h

Piano in cristallo verniciato. Travi sottopiano verniciate grigio goffrato. Giunti e gambe verniciate bianco o nero semilucido.
Top in painted glass. Beams under the top epoxy powder coated in textured grey. Joints and legs epoxy powder coated in semi-gloss white or black.

Supplemento per N° 4 giunti cromati.
Surcharge for N° 4 chromed joints.

Code
ZZTITANACCD600

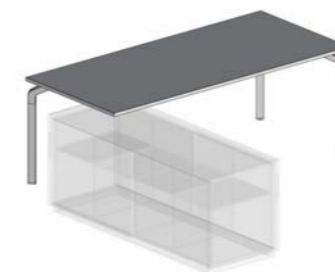
Supplemento per N° 4 gambe cromate.
Surcharge for N° 4 chromed legs.

Code
ZZTITANACCD601

TITAN - Scrivanie - Desks

Supplemento per travi sottopiano cromate e N° 4 giunti cromati.
Surcharge for beams under the top chromed and N° 4 chromed joints.

Code
ZZTITANACCD602
Per scrivania cm 180 - For desk 70 ⁷ / ₈
ZZTITANACCD603
Per scrivania cm 200 - For desk 78 ³ / ₄
ZZTITANACCD604
Per scrivania cm 220 - For desk 86 ⁵ / ₈



Scrivanie con top in melaminico predisposte per mobile allungo destro o sinistro.
Desks with melamine top suitable for right or left sideboard cabinet.

Code	Dimension cm	Dimension inches
ZZTITANDSK6009	180x90x74h	70 ⁷ / ₈ x 35 ¹ / ₂ x 29 ¹ / ₈ h
ZZTITANDSK6011	200x90x74h	78 ³ / ₄ x 35 ¹ / ₂ x 29 ¹ / ₈ h
ZZTITANDSK6013	220x100x74h	86 ⁵ / ₈ x 39 ³ / ₈ x 29 ¹ / ₈ h

Piano in melaminico. Travi sottopiano verniciate grigio goffrato. Giunti e gambe verniciate bianco o nero semilucido.
Top in melamine coated panel. Beams under the top epoxy powder coated in textured grey. Joints and legs epoxy powder coated in semi-gloss white or black.



Scrivanie con top in cristallo verniciato predisposte per mobile allungo destro o sinistro.
Desks with painted glass top suitable for right or left sideboard cabinet.

Code	Dimension cm	Dimension inches
ZZTITANDSK6010	180x90x74h	70 ⁷ / ₈ x 35 ¹ / ₂ x 29 ¹ / ₈ h
ZZTITANDSK6012	200x90x74h	78 ³ / ₄ x 35 ¹ / ₂ x 29 ¹ / ₈ h
ZZTITANDSK6014	220x100x74h	86 ⁵ / ₈ x 39 ³ / ₈ x 29 ¹ / ₈ h

Piano in cristallo verniciato. Travi sottopiano verniciate grigio goffrato. Giunti e gambe verniciate bianco o nero semilucido.
Top in painted glass. Beams under the top epoxy powder coated in textured grey. Joints and legs epoxy powder coated in semi-gloss white or black.

Supplemento per N° 3 giunti cromati.
Surcharge for N° 3 chromed joints.

Code
ZZTITANACCD614

Supplemento per N° 3 gambe cromate.
Surcharge for N° 3 chromed legs.

Code
ZZTITANACCD615

TITAN - Scrivanie - Desks

Pannello di cortesia in melaminico per scrivania. Disponibile solo per scrivanie con piano in melaminico.
Melamine modesty panel for desk. Available only for desks with melamine top.



Code	Dimension cm	Dimension inches
ZZTITANACCD610	140x32x2	55 ¹ / ₈ x 12 ⁵ / ₈ x 3/4
Per scrivania cm 180 - For desk 70 ⁷ / ₈		
ZZTITANACCD611	160x32x2	63" x 12 ⁵ / ₈ x 3/4
Per scrivania cm 200 - For desk 78 ³ / ₄		
ZZTITANACCD612	180x32x2	70 ⁷ / ₈ x 12 ⁵ / ₈ x 3/4
Per scrivania cm 220 - For desk 86 ¹ / ₂		

Pannello in melaminico. Staffe verniciate grigio gofrato.
Melamine coated panel. Brackets epoxy powder coated in textured grey.



Vaschetta reggi cavi in metallo.
Metal cable tray.

Code	Dimension cm	Dimension inches
ZZTITANACCD613	50x18x5	19 ⁵ / ₈ x 7 ¹ / ₈ x 2"

Verniciata grigio gofrato.
Epoxy powder coated in textured grey.

TITAN - Mobili allungo - Sideboard cabinets

Mobile allungo destro bifacciale in melaminico con 2 ante scorrevoli in melaminico. Maniglie cromate.
Double sided right sideboard cabinet in melamine with 2 melamine sliding doors. Chromed handles.



Code	Dimension cm	Dimension inches
ZZTITANSCB6001	164x60x67,5h	64 ¹ / ₂ x 23 ³ / ₈ x 26 ¹ / ₂ h

Struttura sempre in melaminico bianco o nero. Top, fianchi e ante in melaminico nei colori di serie.
Structure always in black or white melamine. Top, sides and doors in melamine in the standard colors.

Mobile allungo sinistro bifacciale in melaminico con 2 ante scorrevoli in melaminico. Maniglie cromate.
Double sided left sideboard cabinet in melamine with 2 melamine sliding doors. Chromed handles.



Code	Dimension cm	Dimension inches
ZZTITANSCB6002	164x60x67,5h	64 ¹ / ₂ x 23 ³ / ₈ x 26 ¹ / ₂ h

Struttura sempre in melaminico bianco o nero. Top, fianchi e ante in melaminico nei colori di serie.
Structure always in black or white melamine. Top, sides and doors in melamine in the standard colors.

TITAN - Mobili allungo - Sideboard cabinets

Mobile allungo destro bifacciale in melaminico con 2 ante scorrevoli in cristallo verniciato. Maniglie e telaio delle ante in colore bianco, nero o argento lucido.
Double sided right sideboard cabinet in melamine with 2 painted glass sliding doors. Handles and glass door frame in white, black or shiny silver.



Code	Dimension cm	Dimension inches
ZZTITANSCB6003	164x60x67,5h	64 ¹ / ₂ x 23 ³ / ₈ x 26 ¹ / ₂ h

Struttura sempre in melaminico bianco o nero. Top e fianchi in melaminico nei colori di serie.
Structure always in black or white melamine. Top and sides in melamine in the standard colors.

Mobile allungo sinistro bifacciale in melaminico con 2 ante scorrevoli in cristallo verniciato. Maniglie e telaio delle ante in colore bianco, nero o argento lucido.
Double sided left sideboard cabinet in melamine with 2 painted glass sliding doors. Handles and glass door frame in white, black or shiny silver.



Code	Dimension cm	Dimension inches
ZZTITANSCB6004	164x60x67,5h	64 ¹ / ₂ x 23 ³ / ₈ x 26 ¹ / ₂ h

Struttura sempre in melaminico bianco o nero. Top e fianchi in melaminico nei colori di serie.
Structure always in black or white melamine. Top and sides in melamine in the standard colors.

Supplemento per base del mobile allungo in finitura cromata.
Surcharge for base of the sideboard cabinet in chromed finish.

Code
ZZTITANSCB6000

Mobile allungo destro con cassetiera e vano a giorno in melaminico con 4 cassetti in melaminico. Completo di serratura a chiave; maniglie cromate.
Right sideboard cabinet with pedestal and open unit in melamine with 4 melamine drawers. Complete with key lock; chromed handles.



Code	Dimension cm	Dimension inches
ZZTITANSCB6005	84x60x67,5h	33 ³ / ₈ x 23 ³ / ₈ x 26 ¹ / ₂ h

Struttura sempre in melaminico bianco o nero. Top, fianchi e frontali dei cassetti in melaminico nei colori di serie.
Structure always in black or white melamine. Top, sides and drawers fronts in melamine in the standard colors.

Mobile allungo sinistro con cassetiera e vano a giorno in melaminico con 4 cassetti in melaminico. Completo di serratura a chiave; maniglie cromate.
Left sideboard cabinet with pedestal and open unit in melamine with 4 melamine drawers. Complete with key lock; chromed handles.



Code	Dimension cm	Dimension inches
ZZTITANSCB6006	84x60x67,5h	33 ³ / ₈ x 23 ³ / ₈ x 26 ¹ / ₂ h

Struttura sempre in melaminico bianco o nero. Top, fianchi e frontali dei cassetti in melaminico nei colori di serie.
Structure always in black or white melamine. Top, sides and drawers fronts in melamine in the standard colors.

TITAN - Mobili allungo - Sideboard cabinets



Mobile allungo destro con cassettera e vano a giorno in melaminico con 4 cassetti in cristallo verniciato. Maniglie e telai dei cassetti in colore bianco, nero o argento lucido. Completo di serratura a chiave.
Right sideboard cabinet with pedestal and open unit in melamine with 4 painted glass drawers. Handles and glass drawers frame in white, black or shiny silver. Complete with key lock.

Code	Dimension cm	Dimension inches
ZZTITANSCB6007	84x60x67,5h	33"½ x 23"¾ x 26"½h

Struttura sempre in melaminico bianco o nero. Top e fianchi in melaminico nei colori di serie. Frontali dei cassetti in cristallo verniciato.
Structure always in black or white melamine. Top and sides in melamine in the standard colors. Doors in painted glass.



Mobile allungo sinistro con cassettera e vano a giorno in melaminico con 4 cassetti in cristallo verniciato. Maniglie e telai dei cassetti in colore bianco, nero o argento lucido. Completo di serratura a chiave.
Left sideboard cabinet with pedestal and open unit in melamine with 4 painted glass drawers. Handles and glass drawers frame in white, black or shiny silver. Complete with key lock.

Code	Dimension cm	Dimension inches
ZZTITANSCB6008	84x60x67,5h	33"½ x 23"¾ x 26"½h

Struttura sempre in melaminico bianco o nero. Top e fianchi in melaminico nei colori di serie. Frontali dei cassetti in cristallo verniciato.
Structure always in black or white melamine. Top and sides in melamine in the standard colors. Doors in painted glass.

Supplemento per base del mobile allungo in finitura cromata.
Surcharge for base of the sideboard cabinet in chromed finish.

Code
ZZTITANSCB6000

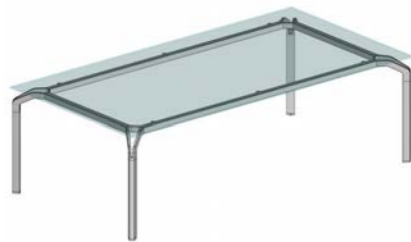
TITAN - Tavoli riunione - Meeting tables



Tavolo riunione rettangolare con top in melaminico.
Rectangular conference table with melamine top.

Code	Dimension cm	Dimension inches
ZZTITANMTB6020	240x124x74h	94"½ x 48"¾ x 29"½h

Piano in melaminico. Travi sottopiano verniciate grigio goffrato. Giunti e gambe verniciate bianco o nero semilucido.
Top in melamine coated panel. Beams under the top epoxy powder coated in textured grey. Joints and legs epoxy powder coated in semi-gloss white or black.



Tavolo riunione rettangolare con top in cristallo extrachiaro.
Rectangular conference table with extra-clear glass top.

Code	Dimension cm	Dimension inches
ZZTITANMTB6021	240x124x74h	94"½ x 48"¾ x 29"½h

Piano in cristallo extrachiaro. Travi sottopiano, giunti e gambe verniciate bianco o nero semilucido.
Top in extra-clear glass. Beams under the top, joints and legs epoxy powder coated in semi-gloss white or black.

TITAN - Tavoli riunione - Meeting tables



Tavolo riunione rettangolare con top in cristallo verniciato.
Rectangular conference table with painted glass top.

Code	Dimension cm	Dimension inches
ZZTITANMTB6022	240x124x74h	94"½ x 48"¾ x 29"½h

Piano in cristallo verniciato. Travi sottopiano verniciate grigio goffrato. Giunti e gambe verniciate bianco o nero semilucido.
Top in painted glass. Beams under the top epoxy powder coated in textured grey. Joints and legs epoxy powder coated in semi-gloss white or black.



Tavolo riunione quadrato con top in melaminico.
Square conference table with melamine top.

Code	Dimension cm	Dimension inches
ZZTITANMTB6023	160x164x74h	63" x 64"½ x 29"½h

Piano in melaminico. Travi sottopiano verniciate grigio goffrato. Giunti e gambe verniciate bianco o nero semilucido.
Top in melamine coated panel. Beams under the top epoxy powder coated in textured grey. Joints and legs epoxy powder coated in semi-gloss white or black.



Tavolo riunione quadrato top in cristallo extrachiaro.
Square conference table with extra-clear glass top.

Code	Dimension cm	Dimension inches
ZZTITANMTB6024	160x164x74h	63" x 64"½ x 29"½h

Piano in cristallo extrachiaro. Travi sottopiano, giunti e gambe verniciate bianco o nero semilucido.
Top in extra-clear glass. Beams under the top, joints and legs epoxy powder coated in semi-gloss white or black.



Tavolo riunione quadrato con top in cristallo verniciato.
Square conference table with painted glass top.

Code	Dimension cm	Dimension inches
ZZTITANMTB6025	160x164x74h	63" x 64"½ x 29"½h

Piano in cristallo verniciato. Travi sottopiano verniciate grigio goffrato. Giunti e gambe verniciate bianco o nero semilucido.
Top in painted glass. Beams under the top epoxy powder coated in textured grey. Joints and legs epoxy powder coated in semi-gloss white or black.

Supplemento per travi sottopiano cromate e N° 4 giunti cromati.
Surcharge for beams under the top chromed and N° 4 chromed joints.

Code
ZZTITANACCD605

Per tavolo cm 240 - For table 94"½

Code
ZZTITANACCD606

Per tavolo cm 160 - For table 63"

Supplemento per N° 4 giunti cromati.
Surcharge for N° 4 chromed joints.

Code
ZZTITANACCD600

TITAN - Tavoli riunione - Meeting tables

Supplemento per N° 4 gambe cromate.
Surcharge for N° 4 chromed legs.

Code
ZZTITANACCD601



Tavolo riunione tondo con top in melaminico.
Round conference table with melamine top.

Code	Dimension cm	Dimension inches
ZZTITANMTB6026	∅ 140x74h	∅ 55 ¹ / ₈ x 29 ¹ / ₈ h

Piano in melaminico. Travi sottopiano verniciate grigio goffrato. Giunti e gambe verniciate bianco o nero semilucido.
Top in melamine coated panel. Beams under the top epoxy powder coated in textured grey. Joints and legs epoxy powder coated in semi-gloss white or black.



Tavolo riunione tondo con top in cristallo extrachiaro.
Round conference table with extra-clear glass top.

Code	Dimension cm	Dimension inches
ZZTITANMTB6027	∅ 140x74h	∅ 55 ¹ / ₈ x 29 ¹ / ₈ h

Piano in cristallo extrachiaro. Travi sottopiano, giunti e gambe verniciate bianco o nero semilucido.
Top in extra-clear glass. Beams under the top, joints and legs epoxy powder coated in semi-gloss white or black.



Tavolo riunione tondo con top in cristallo verniciato.
Round conference table with painted glass top.

Code	Dimension cm	Dimension inches
ZZTITANMTB6028	∅ 140x74h	∅ 55 ¹ / ₈ x 29 ¹ / ₈ h

Piano in cristallo verniciato. Travi sottopiano verniciate grigio goffrato. Giunti e gambe verniciate bianco o nero semilucido.
Top in painted glass. Beams under the top epoxy powder coated in textured grey. Joints and legs epoxy powder coated in semi-gloss white or black.

Supplemento per travi sottopiano cromate e N° 3 giunti cromati.
Surcharge for beams under the top chromed and N° 3 chromed joints.

Code
ZZTITANACCD607
Per tavolo ∅ cm 140 - For table ∅ 55¹/₈

Supplemento per N° 3 giunti cromati.
Surcharge for N° 3 chromed joints.

Code
ZZTITANACCD614

TITAN - Tavoli riunione - Meeting tables

Supplemento per N° 3 gambe cromate.
Surcharge for N° 3 chromed legs.

Code
ZZTITANACCD615

TITAN - Cassettiera su ruote - Pedestal on casters



Cassettiera su ruote in metallo con 3 cassetti dotati di serratura e vaschetta portacancelleria.
Chest of drawers on casters in metal with 3 drawers with lock and stationery tray.

Code	Dimension cm	Dimension inches
ZZTITANSPD6000	43x55x60h	16 ¹ / ₈ x 21 ¹ / ₈ x 23 ¹ / ₈ h

Struttura in metallo bianco o nero semilucido.
Metal structure epoxy powder coated in semi-gloss white or black.



Cassettiera su ruote in metallo cromato con 3 cassetti dotati di serratura e vaschetta portacancelleria.
Chest of drawers on casters in chromed metal with 3 drawers with lock and stationery tray.

Code	Dimension cm	Dimension inches
ZZTITANSPD6001	43x55x60h	16 ¹ / ₈ x 21 ¹ / ₈ x 23 ¹ / ₈ h

Struttura in metallo cromato.
Metal chromed structure.


**SCRIVANIE OPERATIVE
OPERATIVE DESKS**



La struttura portante delle scrivanie è costituita da una coppia di monorotaie sottopiano in acciaio verniciato, a cui sono fissati i basamenti in tubolare metallico rettangolare 30 x 70 mm verniciati a polveri epossidiche in colore bianco opaco (RAL 9010) o nero opaco (RAL 9005) e disponibili in tre tipologie: gamba aperta, gamba chiusa e gamba inclinata. Per tutte le tipologie di basamento sono disponibili sia scrivanie singole che scrivanie doppie, con 2 piani simmetrici distanziati fra loro per consentire l'eventuale passaggio dei cavi e l'alloggio di schermi frontali. Per ogni scrivania è anche disponibile l'allungo laterale fissato da un lato ad un basamento e dall'altro al piano adiacente. I piani delle scrivanie sono in melaminico spessore 25 mm in diverse finiture. Sono disponibili pannelli di cortesia in melaminico e in acciaio e schermi frontali divisorii in melaminico.

The supporting structure of the desks consists of a pair of powder coated steel monorails placed under the top, to which the 30 x 70 mm rectangular tubular metal bases epoxy powder coated in matt white (RAL 9010) or matt black (RAL 9005) are fixed. The metal bases are available in three types: open leg, closed leg and inclined leg. For all base types, both single and double-depth desks are available, with 2 symmetrical tops spaced apart to allow the possible passage of cables and the housing of front screens. For each desk there is also a lateral extension fixed on one side to a base and on the other to the adjacent top. The tops of desks are in melamine coated panel thickness 25 mm. in different finishes. Modesty panels in melamine and steel are available and also front dividing screens in melamine.







BASAMENTO CHIUSO | CLOSED BASE



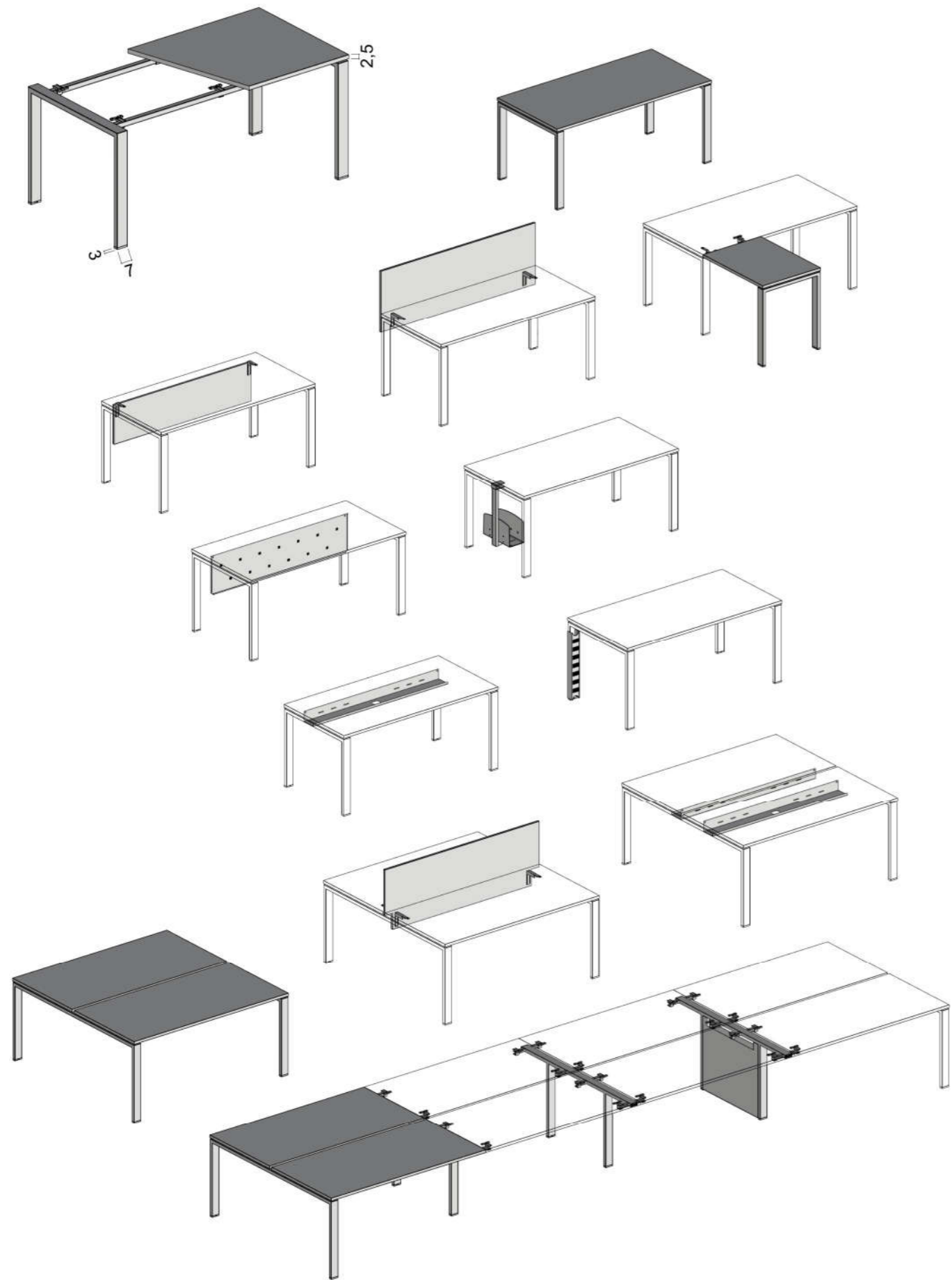
BASAMENTO APERTO | OPEN BASE



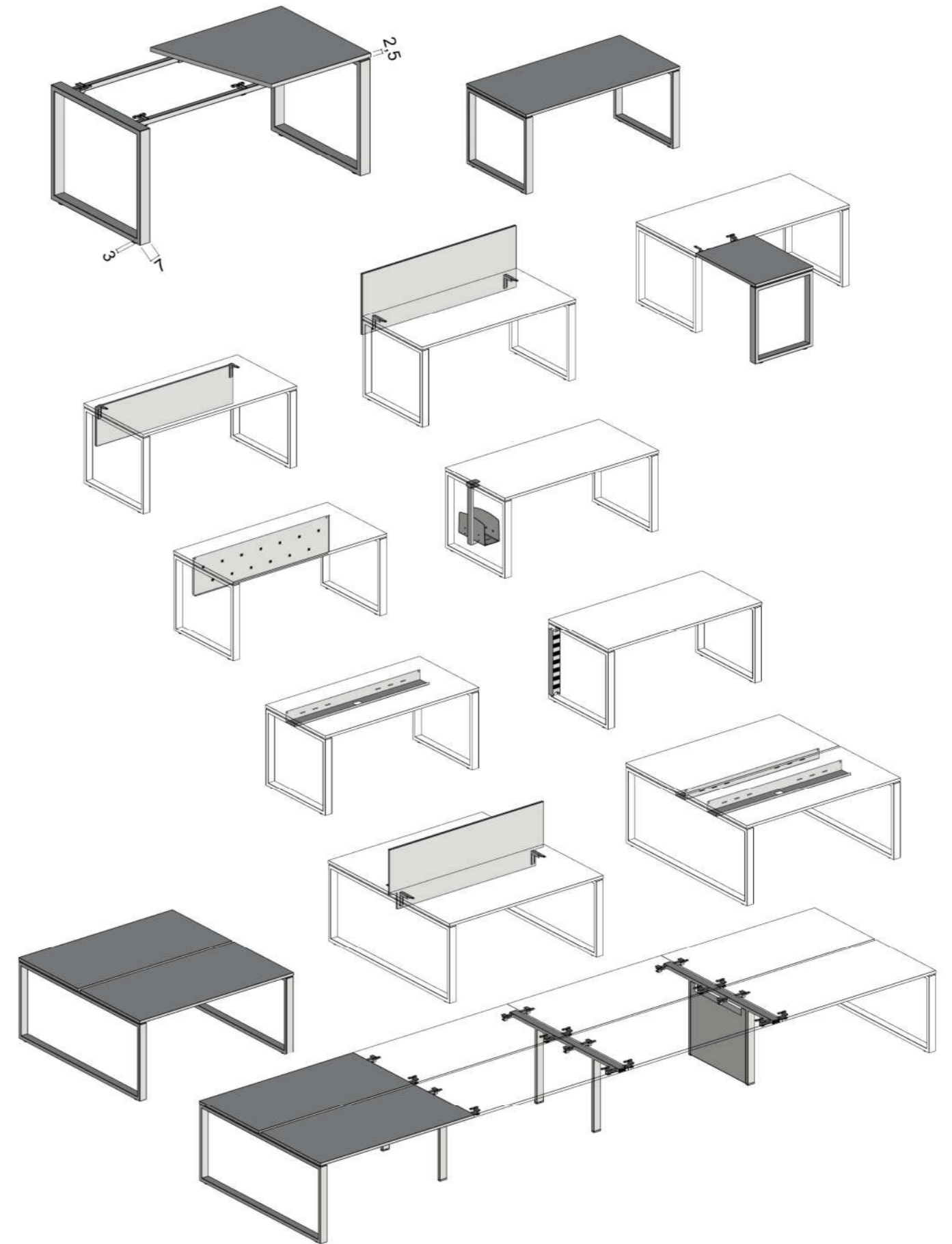
BASAMENTO INCLINATO | INCLINED BASE



BASAMENTO APERTO | OPEN BASE



BASAMENTO CHIUSO | CLOSED BASE







Piani scrivanie ed elementi in melaminico - Desk tops and melamine elements



Lino FA41
Linen FA41




Noce Chiaro LM01
Light Walnut LM01




Rovere Grigio LG18
Grey Oak LG18



Rovere Bianco LK84
White Oak LK84



Noce Canaletto LN83
Black Walnut LN83




Rovere Spessart LM76
Oak Spessart LM76




Rovere Magister LK97
Oak Magister LK97




Frassino S001
Ash S001




Bianco B007
White B007




Grigio U110
Grey U110



Nero U129
Black U129




Avorio U100
Ivory U100



Grafite UB08
Graphite UB08

Parti metalliche verniciate a polveri epossidiche - Metal parts epoxy powder coated



Bianco opaco RAL 9010
Matt white RAL 9010



Nero opaco RAL 9005
Matt black RAL 9005

LINE - Scrivanie e allunghi - Desks and extensions

Scrivanie singole con basamento aperto.
Single desks with open base.



Code	Dimension cm	Dimension inches
ZZLINEEDSK1100	140x80x73h	55 ¹ / ₈ x 31 ¹ / ₂ x 28 ³ / ₄ h
ZZLINEEDSK1101	160x80x73h	63" x 31 ¹ / ₂ x 28 ³ / ₄ h
ZZLINEEDSK1102	180x80x73h	70 ⁷ / ₈ x 31 ¹ / ₂ x 28 ³ / ₄ h

Piano in melaminico. Base verniciata bianco opaco (RAL 9010) o nero opaco (RAL 9005).
Top in melamine coated panel. Base epoxy powder coated in matt white (RAL 9010) or matt black (RAL 9005).

Scrivanie singole con basamento chiuso.
Single desks with closed base.



Code	Dimension cm	Dimension inches
ZZLINEEDSK1200	140x80x73h	55 ¹ / ₈ x 31 ¹ / ₂ x 28 ³ / ₄
ZZLINEEDSK1201	160x80x73h	63" x 31 ¹ / ₂ x 28 ³ / ₄
ZZLINEEDSK1202	180x80x73h	70 ⁷ / ₈ x 31 ¹ / ₂ x 28 ³ / ₄

Piano in melaminico. Base verniciata bianco opaco (RAL 9010) o nero opaco (RAL 9005).
Top in melamine coated panel. Base epoxy powder coated in matt white (RAL 9010) or matt black (RAL 9005).

Scrivanie singole con basamento inclinato.
Single desks with inclined base.



Code	Dimension cm	Dimension inches
ZZLINEEDSK1300	140x80x73h	55 ¹ / ₈ x 31 ¹ / ₂ x 28 ³ / ₄
ZZLINEEDSK1301	160x80x73h	63" x 31 ¹ / ₂ x 28 ³ / ₄
ZZLINEEDSK1302	180x80x73h	70 ⁷ / ₈ x 31 ¹ / ₂ x 28 ³ / ₄

Piano in melaminico. Base verniciata bianco opaco (RAL 9010) o nero opaco (RAL 9005).
Top in melamine coated panel. Base epoxy powder coated in matt white (RAL 9010) or matt black (RAL 9005).

Allungo con basamento aperto.
Extension with open base.



Code	Dimension cm	Dimension inches
ZZLINEEDSK1103	80x60x73h	31 ¹ / ₂ x 23 ⁵ / ₈ x 28 ³ / ₄

Piano in melaminico. Base verniciata bianco opaco (RAL 9010) o nero opaco (RAL 9005).
Top in melamine coated panel. Base epoxy powder coated in matt white (RAL 9010) or matt black (RAL 9005).

Allungo con basamento chiuso.
Extension with closed base.



Code	Dimension cm	Dimension inches
ZZLINEEDSK1203	80x60x73h	31 ¹ / ₂ x 23 ⁵ / ₈ x 28 ³ / ₄

Piano in melaminico. Base verniciata bianco opaco (RAL 9010) o nero opaco (RAL 9005).
Top in melamine coated panel. Base epoxy powder coated in matt white (RAL 9010) or matt black (RAL 9005).

LINE - Scrivanie e allunghi - Desks and extensions

Allungo con basamento inclinato.
Extension with inclined base.



Code	Dimension cm	Dimension inches
ZZLINEEDSK1303	80x60x73h	31 ¹ / ₂ x 23 ⁵ / ₈ x 28 ³ / ₄

Piano in melaminico. Base verniciata bianco opaco (RAL 9010) o nero opaco (RAL 9005).
Top in melamine coated panel. Base epoxy powder coated in matt white (RAL 9010) or matt black (RAL 9005).

Canalina in acciaio per scrivania con basamento aperto, chiuso o inclinato.
Metal channel for desk with open, closed or inclined base.



Code	Lunghezza cm	Length inches
ZZLINEEACCD100	120	47 ¹ / ₄
Per scrivania cm 140 - For desk 55 ¹ / ₈		
ZZLINEEACCD101	140	55 ¹ / ₈
Per scrivania cm 160 - For desk 63"		
ZZLINEEACCD102	160	63"
Per scrivania cm 180 - For desk 70 ⁷ / ₈		

Verniciata bianco opaco (RAL 9010) o nero opaco (RAL 9005).
Epoxy powder coated in matt white (RAL 9010) or matt black (RAL 9005).

Pannello di cortesia in acciaio per scrivania con basamento aperto, chiuso o inclinato.
Metal modesty panel for desk with open, closed or inclined base.



Code	Dimension cm	Dimension inches
ZZLINEEACCD103	122x35	48" x 13 ³ / ₄
Per scrivania cm 140 - For desk 55 ¹ / ₈		
ZZLINEEACCD104	142x35	55 ⁷ / ₈ x 13 ³ / ₄
Per scrivania cm 160 - For desk 63"		
ZZLINEEACCD105	162x35	63 ³ / ₄ x 13 ³ / ₄
Per scrivania cm 180 - For desk 70 ⁷ / ₈		

Verniciata bianco opaco (RAL 9010) o nero opaco (RAL 9005).
Epoxy powder coated in matt white (RAL 9010) or matt black (RAL 9005).

Pannello di cortesia in melaminico per scrivania con basamento aperto o chiuso. Completo di 2 staffe per il fissaggio.
Melamine modesty panel for desk with open or closed base. Complete with 2 fixing brackets.



Code	Dimension cm	Dimension inches
ZZLINEEACCD106	122x35	48" x 13 ³ / ₄
Per scrivania cm 140 - For desk 55 ¹ / ₈		
ZZLINEEACCD107	142x35	55 ⁷ / ₈ x 13 ³ / ₄
Per scrivania cm 160 - For desk 63"		
ZZLINEEACCD108	162x35	63 ³ / ₄ x 13 ³ / ₄
Per scrivania cm 180 - For desk 70 ⁷ / ₈		

Pannello in melaminico. Staffe verniciate bianco opaco (RAL 9010) o nero opaco (RAL 9005).
Melamine coated panel. Brackets epoxy powder coated in matt white (RAL 9010) or matt black (RAL 9005).

LINE - Scrivanie e allunghi - Desks and extensions

Pannello di cortesia in melaminico per scrivania con basamento inclinato. Completo di 2 staffe per il fissaggio.

Melamine modesty panel for desk with inclined base. Complete with 2 fixing brackets.



Code	Dimension cm	Dimension inches
ZZLINEEACCD120	122x35	48" x 13 ³ / ₄ "
Per scrivania am 140 - For desk 55 ¹ / ₈ "		
ZZLINEEACCD121	142x35	55 ⁷ / ₈ " x 13 ³ / ₄ "
Per scrivania am 160 - For desk 63"		
ZZLINEEACCD122	162x35	63 ³ / ₄ " x 13 ³ / ₄ "
Per scrivania am 180 - For desk 70 ⁷ / ₈ "		

Pannello in melaminico. Staffe verniciate bianco opaco (RAL 9010) o nero opaco (RAL 9005).
Melamine coated panel. Brackets epoxy powder coated in matt white (RAL 9010) or matt black (RAL 9005).

Schermo frontale in melaminico per scrivania con basamento aperto o chiuso. Completo di 2 staffe per il fissaggio.

Melamine front screen panel for desk with open or closed base. Complete with 2 fixing brackets.



Code	Dimension cm	Dimension inches
ZZLINEEACCD109	140x55x1,9	55 ¹ / ₈ " x 21 ⁵ / ₈ " x 3 ³ / ₄ "
Per scrivania am 140 - For desk 55 ¹ / ₈ "		
ZZLINEEACCD110	160x55x1,9	63" x 21 ⁵ / ₈ " x 3 ³ / ₄ "
Per scrivania am 160 - For desk 63"		
ZZLINEEACCD111	180x55x1,9	70 ⁷ / ₈ " x 21 ⁵ / ₈ " x 3 ³ / ₄ "
Per scrivania am 180 - For desk 70 ⁷ / ₈ "		

Pannello in melaminico. Staffe verniciate bianco opaco (RAL 9010) o nero opaco (RAL 9005).
Melamine coated panel. Brackets epoxy powder coated in matt white (RAL 9010) or matt black (RAL 9005).

Schermo frontale in melaminico per scrivania con basamento inclinato. Completo di 2 staffe per il fissaggio.

Melamine front screen panel for desk with inclined base. Complete with 2 fixing brackets.



Code	Dimension cm	Dimension inches
ZZLINEEACCD123	140x55x1,9	55 ¹ / ₈ " x 21 ⁵ / ₈ " x 3 ³ / ₄ "
Per scrivania am 140 - For desk 55 ¹ / ₈ "		
ZZLINEEACCD124	160x55x1,9	63" x 21 ⁵ / ₈ " x 3 ³ / ₄ "
Per scrivania am 160 - For desk 63"		
ZZLINEEACCD125	180x55x1,9	70 ⁷ / ₈ " x 21 ⁵ / ₈ " x 3 ³ / ₄ "
Per scrivania am 180 - For desk 70 ⁷ / ₈ "		

Pannello in melaminico. Staffe verniciate bianco opaco (RAL 9010) o nero opaco (RAL 9005).
Melamine coated panel. Brackets epoxy powder coated in matt white (RAL 9010) or matt black (RAL 9005).

Canalina in lamiera verniciata bianca o nera opaca per solo basamento chiuso o aperto.

Duct in matt black or white painted sheet for closed or open base only.



Code
ZZCOMELFTTD119

LINE - Scrivanie e allunghi - Desks and extensions



Porta CPU in lamiera da fissare alla struttura. Disponibile verniciato a polveri epossidiche in colore bianco o nero opaco.

CPU holder in sheet metal to be fixed to the desk frame. Available painted with epoxy powders in white or matt black.

Code
ZZCOMELFTTD123

LINE - Scrivanie doppie - Double desks

Coppia di piani in melaminico per scrivanie doppie con profondità 122 cm (prezzo per 2 piani).
Pair of melamine tops for double desks with 122 cm depth (price for 2 tops).



Code	Dimension cm	Dimension inches
ZZLINEEDSK1000	120x60x2,5	47 ¹ / ₄ " x 23 ⁵ / ₈ " x 1"
ZZLINEEDSK1001	140x60x2,5	55 ¹ / ₈ " x 23 ⁵ / ₈ " x 1"
ZZLINEEDSK1002	160x60x2,5	63" x 23 ⁵ / ₈ " x 1"
ZZLINEEDSK1003	180x60x2,5	70 ⁷ / ₈ " x 23 ⁵ / ₈ " x 1"

Piano in melaminico.
Top in melamine coated panel.

Coppia di piani in melaminico per scrivanie doppie con profondità 162 cm (prezzo per 2 piani).
Pair of melamine tops for double desks with 162 cm depth (price for 2 tops).



Code	Dimension cm	Dimension inches
ZZLINEEDSK1004	140x80x2,5	55 ¹ / ₈ " x 31 ¹ / ₂ " x 1"
ZZLINEEDSK1005	160x80x2,5	63" x 31 ¹ / ₂ " x 1"
ZZLINEEDSK1006	180x80x2,5	70 ⁷ / ₈ " x 31 ¹ / ₂ " x 1"

Piano in melaminico.
Top in melamine coated panel.

Coppia di basamenti terminali aperti per scrivanie doppie (prezzo per 2 gambe).
Pair of end open bases for double desks (price for 2 legs).



Code	Profondità cm	Depth inches
ZZLINEEDSK1104	122	48"
ZZLINEEDSK1105	162	63 ³ / ₄ "

Verniciate bianco opaco (RAL 9010) o nero opaco (RAL 9005).
Epoxy powder coated in matt white (RAL 9010) or matt black (RAL 9005).

Coppia di basamenti terminali chiusi per scrivanie doppie (prezzo per 2 gambe).
Pair of end closed bases for double desks (price for 2 legs).



Code	Profondità cm	Depth inches
ZZLINEEDSK1204	122	48"
ZZLINEEDSK1205	162	63 ³ / ₄ "

Verniciate bianco opaco (RAL 9010) o nero opaco (RAL 9005).
Epoxy powder coated in matt white (RAL 9010) or matt black (RAL 9005).

LINE - Scrivanie doppie - Double desks



Coppia di basamenti terminali inclinati per scrivanie doppie (prezzo per 2 gambe).
Pair of end inclined bases for double desks (price for 2 legs).

Code	Profondità cm	Depth inches
ZZLINEEDSK1304	122	48"
ZZLINEEDSK1305	162	63 ³ / ₄ "

Verniciate bianco opaco (RAL 9010) o nero opaco (RAL 9005).
Epoxy powder coated in matt white (RAL 9010) or matt black (RAL 9005).

Basamento intermedio diritto per scrivanie doppie.
Straight intermediate base for double desks.



Code	Dimension cm	Dimension inches
ZZLINEEDSK1106		
	Per profondità cm 122 - For depth 48"	
ZZLINEEDSK1107		
	Per profondità cm 162 - For depth 63 ³ / ₄ "	

Verniciato bianco opaco (RAL 9010) o nero opaco (RAL 9005).
Epoxy powder coated in matt white (RAL 9010) or matt black (RAL 9005).

Kit copricavi in lamiera per basamento intermedio diritto per scrivanie doppie.
Sheet metal cable cover kit for straight intermediate base for double desks.



Code	Dimension cm	Dimension inches
ZZLINEEDSK1108		
	Per profondità cm 122 - For depth 48"	
ZZLINEEDSK1109		
	Per profondità cm 162 - For depth 63 ³ / ₄ "	

Verniciato bianco opaco (RAL 9010) o nero opaco (RAL 9005).
Epoxy powder coated in matt white (RAL 9010) or matt black (RAL 9005).

Basamento intermedio inclinato per scrivanie doppie.
Intermediate inclined base for double desks.



Code	Dimension cm	Dimension inches
ZZLINEEDSK1306		
	Per profondità cm 122 - For depth 48"	
ZZLINEEDSK1307		
	Per profondità cm 162 - For depth 63 ³ / ₄ "	

Verniciato bianco opaco (RAL 9010) o nero opaco (RAL 9005).
Epoxy powder coated in matt white (RAL 9010) or matt black (RAL 9005).

Kit copricavi in lamiera per basamento intermedio inclinato per scrivanie doppie.
Sheet metal cable cover kit for inclined intermediate base for double desks.



Code	Dimension cm	Dimension inches
ZZLINEEDSK1308		
	Per profondità cm 122 - For depth 48"	
ZZLINEEDSK1309		
	Per profondità cm 162 - For depth 63 ³ / ₄ "	

Verniciato bianco opaco (RAL 9010) o nero opaco (RAL 9005).
Epoxy powder coated in matt white (RAL 9010) or matt black (RAL 9005).

LINE - Scrivanie doppie - Double desks



Coppia di canaline in acciaio per scrivanie doppie (prezzo per 2 canaline).
Pair of metal channel for double desks (price for 2 channels).

Code	Lunghezza cm	Length inches
ZZLINEEACCD112	100	39 ³ / ₈ "
	Per scrivania cm 120 - For desk 47 ¹ / ₄ "	
ZZLINEEACCD113	120	47 ¹ / ₄ "
	Per scrivania cm 140 - For desk 55 ¹ / ₈ "	
ZZLINEEACCD114	140	55 ¹ / ₈ "
	Per scrivania cm 160 - For desk 63"	
ZZLINEEACCD115	160	63"
	Per scrivania cm 180 - For desk 70 ⁷ / ₈ "	

Verniciate bianco opaco (RAL 9010) o nero opaco (RAL 9005).
Epoxy powder coated in matt white (RAL 9010) or matt black (RAL 9005).

Schermo frontale in melaminico per scrivania doppia con basamento aperto o chiuso. Completo di 4 staffe per il fissaggio.
Melamine front screen panel for double desks with open or closed base. Complete with 4 fixing brackets.

Melamine front screen panel for double desks with open or closed base. Complete with 4 fixing brackets.



Code	Dimension cm	Dimension inches
ZZLINEEACCD116	120x55x1,9	47 ¹ / ₄ " x 21 ⁵ / ₈ " x 3/4"
	Per scrivania cm 120 - For desk 47 ¹ / ₄ "	
ZZLINEEACCD117	140x55x1,9	55 ¹ / ₈ " x 21 ⁵ / ₈ " x 3/4"
	Per scrivania cm 140 - For desk 55 ¹ / ₈ "	
ZZLINEEACCD118	160x55x1,9	63" x 21 ⁵ / ₈ " x 3/4"
	Per scrivania cm 160 - For desk 63"	
ZZLINEEACCD119	180x55x1,9	70 ⁷ / ₈ " x 21 ⁵ / ₈ " x 3/4"
	Per scrivania cm 180 - For desk 70 ⁷ / ₈ "	

Pannello in melaminico. Staffe verniciate bianco opaco (RAL 9010) o nero opaco (RAL 9005).
Melamine coated panel. Brackets epoxy powder coated in matt white (RAL 9010) or matt black (RAL 9005).

Schermo frontale in melaminico per scrivania doppia con basamento inclinato. Completo di 4 staffe per il fissaggio.
Melamine front screen panel for double desks with inclined base. Complete with 4 fixing brackets.

Melamine front screen panel for double desks with inclined base. Complete with 4 fixing brackets.



Code	Dimension cm	Dimension inches
ZZLINEEACCD126	120x55x1,9	47 ¹ / ₄ " x 21 ⁵ / ₈ " x 3/4"
	Per scrivania cm 120 - For desk 47 ¹ / ₄ "	
ZZLINEEACCD127	140x55x1,9	55 ¹ / ₈ " x 21 ⁵ / ₈ " x 3/4"
	Per scrivania cm 140 - For desk 55 ¹ / ₈ "	
ZZLINEEACCD128	160x55x1,9	63" x 21 ⁵ / ₈ " x 3/4"
	Per scrivania cm 160 - For desk 63"	
ZZLINEEACCD129	180x55x1,9	70 ⁷ / ₈ " x 21 ⁵ / ₈ " x 3/4"
	Per scrivania cm 180 - For desk 70 ⁷ / ₈ "	

Pannello in melaminico. Staffe verniciate bianco opaco (RAL 9010) o nero opaco (RAL 9005).
Melamine coated panel. Brackets epoxy powder coated in matt white (RAL 9010) or matt black (RAL 9005).

ELEVATE



Il modello Elevate è costituito da due tipologie di scrivanie.

Nella versione **scrivania con piano ribaltabile** la struttura portante è costituita da una monorotaia sottopiano in acciaio verniciato, a cui è fissato il montante verticale in tubolare metallico che a terra appoggia su un piede con alle estremità due ruote frenanti. Il sistema di ribaltamento è garantito da tiranti fissati a due maniglie sotto al piano; per sbloccare e sollevare il piano occorre tirare le maniglie, ruotarle di 90° e agganciarle al piano stesso.

Tutte le parti metalliche sono verniciate a polveri epossidiche in colore bianco opaco (RAL 9010), nero opaco (RAL 9005) oppure alluminio (RAL 9006). I piani delle scrivanie sono in melaminico spessore 25 mm in diverse finiture.

Nella versione **scrivania con piano regolabile** in altezza elettricamente la struttura portante è costituita da due travi sottopiano in acciaio verniciato, a cui sono fissati i due montanti telescopici verticali in tubolare metallico che poggiano a terra su un piede in acciaio. I due montanti telescopici verticali sono dotati di un meccanismo elettrico integrato che è in grado di sollevare il piano all'altezza desiderata compresa fra 64 cm e 129 cm. Tutte le parti metalliche sono verniciate a polveri epossidiche in colore bianco opaco (RAL 9016), nero opaco (RAL 9005) oppure alluminio (RAL 9006). Il movimento è comandato tramite due pulsanti fissati sul bordo della scrivania. E' disponibile come optional un display con posizioni memorizzabili. Il motore elettrico puo' sollevare al massimo un peso di 1200 N. Per il modello sono disponibili anche pannelli di cortesia e frontali. I piani delle scrivanie sono in melaminico spessore 25 mm in diverse finiture mentre i pannelli di cortesia sono disponibili anche in metallo.

The Elevate model consists of two types of desks.

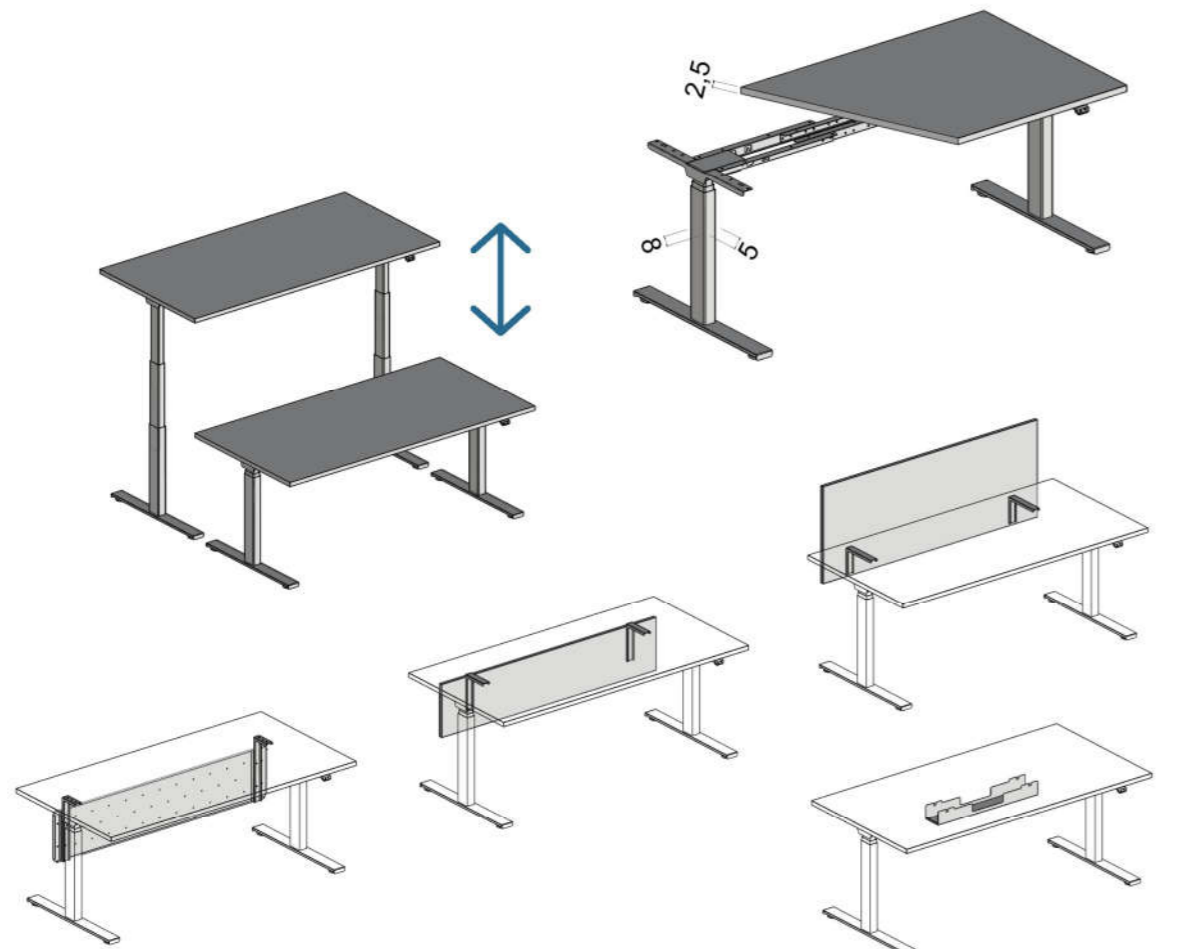
In the **folding table version**, the supporting structure consists of a powder coated steel monorail placed under the top, to which is fixed the metal tube vertical upright and which rests on a steel foot in the ground with two braking wheels at the ends. The folding system is guaranteed by tie rods fixed to two handles under the top; to unlock and lift the top, pull the handles, rotate them 90° and hook them to the top.

All metal parts are epoxy powder coated in matt white (RAL 9010), matt black (RAL 9005) or aluminum (RAL 9006). The desk tops are in 25 mm thick melamine in different finishes.

In the **electrically height-adjustable version**, the supporting structure consists of a powder coated steel beams placed under the top, to which the two vertical telescopic metal tubular uprights are fixed and rest on a steel foot in the ground. The two vertical telescopic uprights are equipped with an electric mechanism that is able to lift the top to the desired height between 64 cm and 129 cm. All metal parts are epoxy powder painted in matt white (RAL 9016), matt black (RAL 9005) or aluminum (RAL 9006). The movement is controlled by two buttons fixed on the edge of the desk. A display with storable positions is also available as optional. The electric motor can lift a maximum weight of 1200 N. The model is completed with modesty panels and front panels. The desk tops are in 25 mm thick melamine in different finishes while the modesty panels are also available in metal.

ELEVATE - Finiture disponibili - Available finishes

Piani scrivanie ed elementi in melaminico - Desk tops and melamine elements



Lino FA41
Linen FA41



Noce Chiaro LM01
Light Walnut LM01



Rovere Grigio LG18
Grey Oak LG18




Rovere Bianco LK84
White Oak LK84




Noce Canaletto LN83
Black Walnut LN83




Rovere Spessart LM76
Oak Spessart LM76




Rovere Magister LK97
Oak Magister LK97



Frassino S001
Ash S001




Bianco B007
White B007



Grigio U110
Grey U110



Nero U129
Black U129


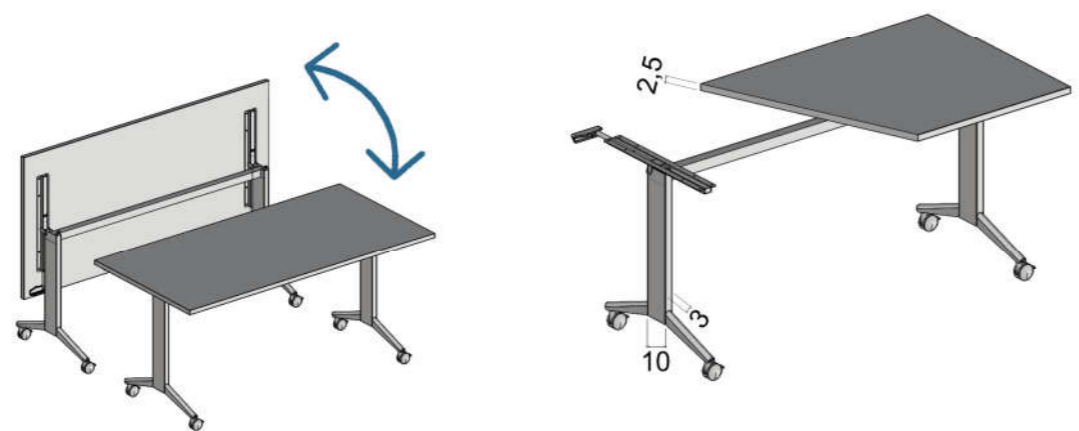


Avorio U100
Ivory U100



Grafite UB08
Graphite UB08

Parti metalliche verniciate a polveri epossidiche - Metal parts epoxy powder coated




Bianco opaco RAL 9010
Solo per la versione ribaltabile
Matt white RAL 9010
Only for folding version



Alluminio RAL 9006
Aluminum RAL 9006



Nero opaco RAL 9005
Matt black RAL 9005



Bianco opaco RAL 9016
Solo per la versione regolabile in altezza
Matt white RAL 9016
Only for the height-adjustable version

ELEVATE - Scrivanie con piano ribaltabile - Folding desks



Scrivanie con piano ribaltabile.
Folding desks.

Code	Dimension cm	Dimension inches
ZZELEVADSK7000	140x60x74h	55"½ x 23"½ x 29"½h
ZZELEVADSK7001	160x60x74h	63" x 23"½ x 29"½h
ZZELEVADSK7002	180x60x74h	70"½ x 23"½ x 29"½h
ZZELEVADSK7003	140x80x74h	55"½ x 31"½ x 29"½h
ZZELEVADSK7004	160x80x74h	63" x 31"½ x 29"½h
ZZELEVADSK7005	180x80x74h	70"½ x 31"½ x 29"½h

Piano in melaminico. Base verniciata bianco opaco (RAL 9010), nero opaco (RAL 9005) o alluminio (RAL 9006).
Top in melamine coated panel. Base epoxy powder coated in matt white (RAL 9010) or matt black (RAL 9005) or aluminum (RAL 9006).

ELEVATE - Scrivanie e allungo regolabile in altezza - Height adjustable desks and extension



Scrivanie regolabili in altezza elettricamente.
Electrical height adjustable desks.

Code	Dimension cm	Dimension inches
ZZELEVADSK7006	140x80x64÷129h	55"½ x 31"½ x 25"¼÷50"¾h
ZZELEVADSK7007	160x80x64÷129h	63" x 31"½ x 25"¼÷50"¾h
ZZELEVADSK7008	180x80x64÷129h	70"½ x 31"½ x 25"¼÷50"¾h

Piano in melaminico. Base verniciata bianco opaco (RAL 9016), nero opaco (RAL 9005) o alluminio (RAL 9006). Motore elettrico a 220 Volt.
Top in melamine coated panel. Base epoxy powder coated in matt white (RAL 9016) or matt black (RAL 9005) or aluminum (RAL 9006). 220 Volt electric motor.

Supplemento per kit elettrico con display e posizioni memorizzabili.
Surcharge for electric kit with display and memory positions.

Code
ZZELEVAACCD700
Per scrivanie - For desks

Supplemento per motore elettrico con 110 Volt.
Surcharge for electric motor with 110 Volt.

Code
ZZELEVAACCD701

ELEVATE - Scrivanie e allungo regolabile in altezza - Height adjustable desks and extension



Pannello di cortesia in acciaio per scrivania. Completo di 2 staffe per il fissaggio. Disponibile solo per scrivanie regolabili in altezza.
Metal modesty panel for desk. Complete with 2 fixing brackets. Available only for height adjustable desks.

Code	Dimension cm	Dimension inches
ZZELEVAACCD704	140x30	55"½ x 11"¾
Per scrivania cm 140 - For desk 55"½		
ZZELEVAACCD705	160x30	63" x 11"¾
Per scrivania cm 160 - For desk 63"		
ZZELEVAACCD706	180x30	70"½ x 11"¾
Per scrivania cm 180 - For desk 70"½		

Verniciata bianco opaco (RAL 9016), nero opaco (RAL 9005) o alluminio (RAL 9006).
Epoxy powder coated in matt white (RAL 9016) or matt black (RAL 9005) or aluminum (RAL 9006).

Pannello di cortesia in melaminico per scrivania. Completo di 2 staffe per il fissaggio. Disponibile solo per scrivanie regolabili in altezza.
Melamine modesty panel for desk. Complete with 2 fixing brackets. Available only for height adjustable desks.



Code	Dimension cm	Dimension inches
ZZELEVAACCD708	140x30x1,9	55"½ x 11"¾ x ¾
Per scrivania cm 140 - For desk 55"½		
ZZELEVAACCD709	160x30x1,9	63" x 11"¾ x ¾
Per scrivania cm 160 - For desk 63"		
ZZELEVAACCD710	180x30x1,9	70"½ x 11"¾ x ¾
Per scrivania cm 180 - For desk 70"½		

Pannello in melaminico. Base verniciata bianco opaco (RAL 9016), nero opaco (RAL 9005) o alluminio (RAL 9006).
Melamine coated panel. Base epoxy powder coated in matt white (RAL 9016) or matt black (RAL 9005) or aluminum (RAL 9006).

Schermo frontale in melaminico per scrivania. Completo di 2 staffe per il fissaggio. Disponibile solo per scrivanie regolabili in altezza.
Melamine front screen panel for desk. Complete with 2 fixing brackets. Available only for height adjustable desks.



Code	Dimension cm	Dimension inches
ZZELEVAACCD712	140x55x1,9	55"½ x 21"½ x ¾
Per scrivania cm 140 - For desk 55"½		
ZZELEVAACCD713	160x55x1,9	63" x 21"½ x ¾
Per scrivania cm 160 - For desk 63"		
ZZELEVAACCD714	180x55x1,9	70"½ x 21"½ x ¾
Per scrivania cm 180 - For desk 70"½		

Pannello in melaminico. Base verniciata bianco opaco (RAL 9016), nero opaco (RAL 9005) o alluminio (RAL 9006).
Melamine coated panel. Base epoxy powder coated in matt white (RAL 9016) or matt black (RAL 9005) or aluminum (RAL 9006).

ELEVATE - Canalina passacavi - Cable duct



Canalina passacavi in metallo.
Metal cable duct.

Code
ZZELEVAACCD715

FLAP



La struttura portante delle scrivanie è costituita da una monorotaia sottopiano in acciaio verniciato (che funge anche da canalina passacavi), a cui è fissato il montante verticale in tubolare metallico coperto da un carter di lamiera e che a terra appoggia su un piede di acciaio. Tutte le parti metalliche sono verniciate a polveri epossidiche in colore bianco opaco (RAL 9010), nero opaco (RAL 9005) oppure alluminio goffrato (RAL 9006).

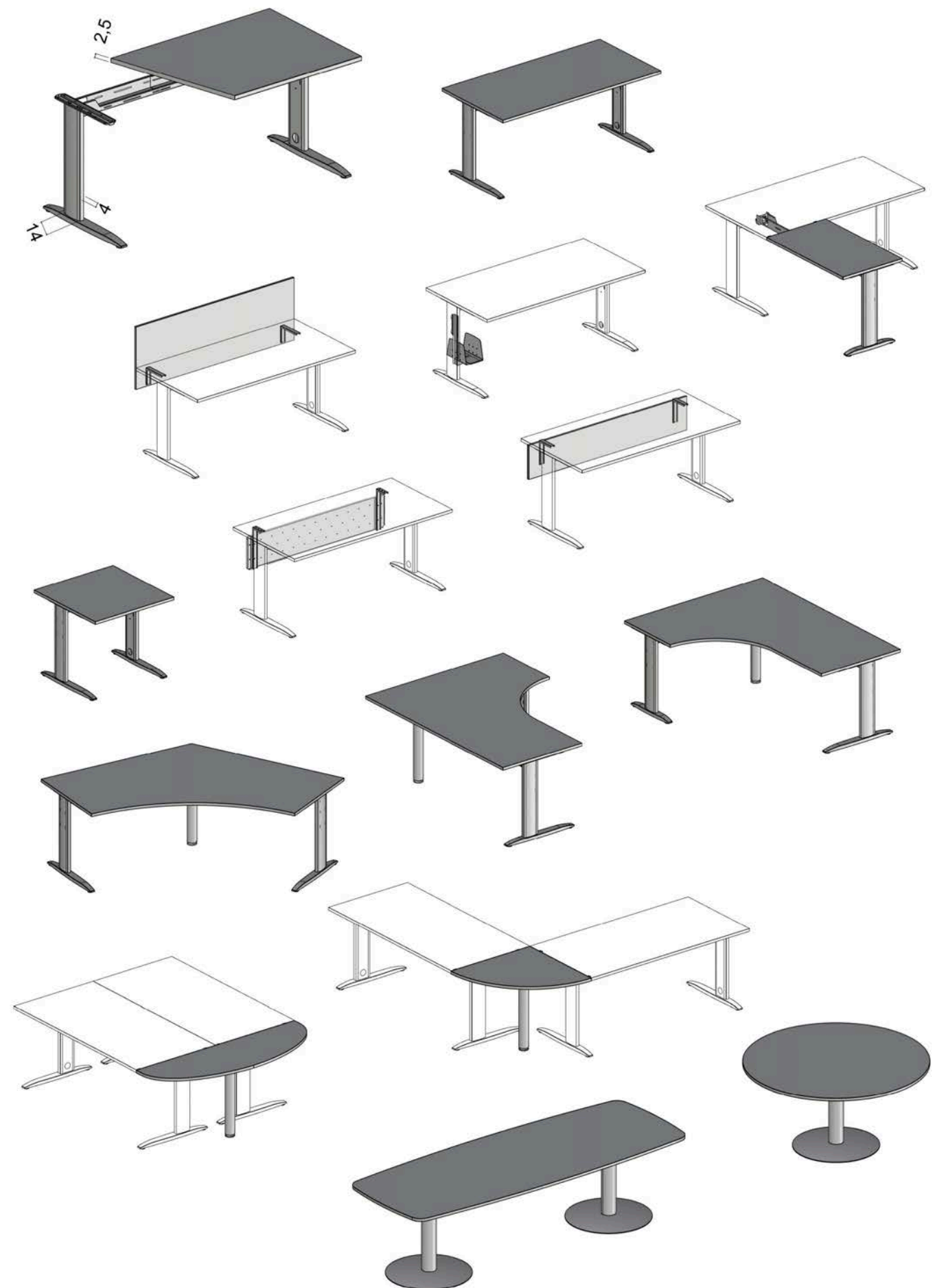
Sono disponibili sia scrivanie rettangolari che scrivanie angolari e per ognuna di esse è disponibile anche l'allungo laterale e piani di raccordo di diverse misure. I piani delle scrivanie sono in melaminico spessore 25 mm in diverse finiture. Sono disponibili pannelli di cortesia in melaminico e in acciaio e schermi frontali divisorii in melaminico.

I tavoli riunione tondi o a botte hanno una base in tubo d'acciaio verniciata e piani in melaminico dello spessore di 25 mm.



The supporting structure of the desks consists of a powder coated steel monorail placed under the top (that acts also as a cable duct), to which the metal tube vertical upright is fixed, covered by a sheet metal casing and which rests on a steel foot on the ground. All metal parts are epoxy powder coated in matt white (RAL 9010), matt black (RAL 9005) or textured aluminum (RAL 9006). Both rectangular desks and corner desks are available, and for each of them there is also a side extension and connection tops of different sizes. The desk tops are in 25 mm thick melamine in different finishes. Modesty panels are available in melamine and steel and front dividing screens in melamine.

The round or barrel meeting tables have a painted steel tube base and melamine tops with a thickness of 25 mm.




FLAP - Finiture disponibili - Available finishes


Piani scrivanie ed elementi in melaminico - Desk tops and melamine elements



Lino FA41
Linen FA41




Noce Chiaro LM01
Light Walnut LM01




Rovere Grigio LG18
Grey Oak LG18



Rovere Bianco LK84
White Oak LK84



Noce Canaletto LN83
Black Walnut LN83




Rovere Spessart LM76
Oak Spessart LM76




Rovere Magister LK97
Oak Magister LK97




Frassino S001
Ash S001




Bianco B007
White B007




Grigio U110
Grey U110



Nero U129
Black U129




Avorio U100
Ivory U100



Grafite UB08
Graphite UB08

Parti metalliche verniciate a polveri epossidiche - Metal parts epoxy powder coated



Bianco opaco RAL 9010
Matt white RAL 9010



Alluminio goffrato RAL 9006
Textured aluminum RAL 9006



Nero opaco RAL 9005
Matt black RAL 9005

FLAP - Scrivanie e allunghi - Desks and extensions



Scrivanie singole.
Single desks.

Code	Dimension cm	Dimension inches
ZZFLAPPDSK2000	140x80x73h	55 ¹ / ₈ x 31 ¹ / ₂ x 28 ³ / ₄ h
ZZFLAPPDSK2001	160x80x73h	63" x 31 ¹ / ₂ x 28 ³ / ₄ h
ZZFLAPPDSK2002	180x80x73h	70 ⁷ / ₈ x 31 ¹ / ₂ x 28 ³ / ₄ h

Piano in melaminico. Base verniciata bianco opaco (RAL 9010), nero opaco (RAL 9005) o alluminio goffrato (RAL 9006).
Top in melamine coated panel. Base epoxy powder coated in matt white (RAL 9010) or matt black (RAL 9005) or textured aluminum (RAL 9006).



Scrivanie angolari destre.
Right corner desks.

Code	Dimension cm	Dimension inches
ZZFLAPPDSK2004	160x140x73h	63" x 55 ¹ / ₈ x 28 ³ / ₄ h
ZZFLAPPDSK2006	180x140x73h	70 ⁷ / ₈ x 55 ¹ / ₈ x 28 ³ / ₄ h

Piano in melaminico. Base verniciata bianco opaco (RAL 9010), nero opaco (RAL 9005) o alluminio goffrato (RAL 9006).
Top in melamine coated panel. Base epoxy powder coated in matt white (RAL 9010) or matt black (RAL 9005) or textured aluminum (RAL 9006).



Scrivanie angolari sinistre.
Left corner desks.

Code	Dimension cm	Dimension inches
ZZFLAPPDSK2005	160x140x73h	63" x 55 ¹ / ₈ x 28 ³ / ₄ h
ZZFLAPPDSK2007	180x140x73h	70 ⁷ / ₈ x 55 ¹ / ₈ x 28 ³ / ₄ h

Piano in melaminico. Base verniciata bianco opaco (RAL 9010), nero opaco (RAL 9005) o alluminio goffrato (RAL 9006).
Top in melamine coated panel. Base epoxy powder coated in matt white (RAL 9010) or matt black (RAL 9005) or textured aluminum (RAL 9006).



Allungo.
Extension.

Code	Dimension cm	Dimension inches
ZZFLAPPDSK2003	100x60x73h	39 ³ / ₈ x 31 ¹ / ₂ x 28 ³ / ₄ h

Piano in melaminico. Base verniciata bianco opaco (RAL 9010), nero opaco (RAL 9005) o alluminio goffrato (RAL 9006).
Top in melamine coated panel. Base epoxy powder coated in matt white (RAL 9010) or matt black (RAL 9005) or textured aluminum (RAL 9006).



Scrivania dattilo singola.
Single typing desk.

Code	Dimension cm	Dimension inches
ZZFLAPPDSK2013	80x80x73h	31 ¹ / ₂ x 31 ¹ / ₂ x 28 ³ / ₄ h

Piano in melaminico. Base verniciata bianco opaco (RAL 9010), nero opaco (RAL 9005) o alluminio goffrato (RAL 9006).
Top in melamine coated panel. Base epoxy powder coated in matt white (RAL 9010) or matt black (RAL 9005) or textured aluminum (RAL 9006).

FLAP - Scrivanie e allunghi - Desks and extensions



Scrivanie con piano a 120°.
Desks with 120° top.

Code	Dimension cm	Dimension inches
ZZFLAPPDSK2008	243x140x73h	95 ⁵ / ₈ x 55 ¹ / ₈ x 28 ³ / ₄ h

Piano in melaminico. Base verniciata bianco opaco (RAL 9010), nero opaco (RAL 9005) o alluminio goffrato (RAL 9006).
Top in melamine coated panel. Base epoxy powder coated in matt white (RAL 9010) or matt black (RAL 9005) or textured aluminum (RAL 9006).

Elemento di raccordo a 90°.
90° connection element.



Code	Dimension cm	Dimension inches
ZZFLAPPDSK2009	60x60x2,5	23 ⁵ / ₈ x 23 ⁵ / ₈ x 1"
ZZFLAPPDSK2010	80x80x2,5	31 ¹ / ₂ x 23 ⁵ / ₈ x 1"

Piano in melaminico. Base verniciata bianco opaco (RAL 9010), nero opaco (RAL 9005) o alluminio goffrato (RAL 9006).
Top in melamine coated panel. Base epoxy powder coated in matt white (RAL 9010) or matt black (RAL 9005) or textured aluminum (RAL 9006).

Elemento di raccordo a 180°.
180° connection element.



Code	Dimension cm	Dimension inches
ZZFLAPPDSK2011	120x40x2,5	47 ¹ / ₄ x 15 ³ / ₄ x 1"
ZZFLAPPDSK2012	160x50x2,5	63" x 15 ³ / ₄ x 1"

Piano in melaminico. Base verniciata bianco opaco (RAL 9010), nero opaco (RAL 9005) o alluminio goffrato (RAL 9006).
Top in melamine coated panel. Base epoxy powder coated in matt white (RAL 9010) or matt black (RAL 9005) or textured aluminum (RAL 9006).

Pannello di cortesia in acciaio per scrivania. Completo di 2 staffe per il fissaggio.
Metal modesty panel for desk. Complete with 2 fixing brackets.



Code	Dimension cm	Dimension inches
ZZFLAPPACCD200	120x30	47 ¹ / ₄ x 11 ³ / ₄
Per scrivania cm 140 - For desk 55 ¹ / ₈		
ZZFLAPPACCD201	140x30	55 ¹ / ₈ x 11 ³ / ₄
Per scrivania cm 160 - For desk 63"		
ZZFLAPPACCD202	160x30	63" x 11 ³ / ₄
Per scrivania cm 180 - For desk 70 ⁷ / ₈		

Pannello in acciaio. Staffe verniciate bianco opaco (RAL 9010), nero opaco (RAL 9005) o alluminio goffrato (RAL 9006).
Steel panel. Brackets epoxy powder coated in matt white (RAL 9010) or matt black (RAL 9005) or textured aluminum (RAL 9006).

FLAP - Scrivanie e allunghi - Desks and extensions



Pannello di cortesia in melaminico per scrivania. Completo di 2 staffe per il fissaggio.
Melamine modesty panel for desk. Complete with 2 fixing brackets.

Code	Dimension cm	Dimension inches
ZZFLAPPACCD203	140x30x1,9	55 ¹ / ₈ x 11 ³ / ₄ x 3/4"
Per scrivania cm 140 - For desk 55 ¹ / ₈		
ZZFLAPPACCD204	160x30x1,9	63" x 11 ³ / ₄ x 3/4"
Per scrivania cm 160 - For desk 63"		
ZZFLAPPACCD205	180x30x1,9	70 ⁷ / ₈ x 11 ³ / ₄ x 3/4"
Per scrivania cm 180 - For desk 70 ⁷ / ₈		

Pannello in melaminico. Staffe verniciate bianco opaco (RAL 9010), nero opaco (RAL 9005) o alluminio goffrato (RAL 9006).
Melamine coated panel. Brackets epoxy powder coated in matt white (RAL 9010) or matt black (RAL 9005) or textured aluminum (RAL 9006).

Schermo frontale in melaminico per scrivania. Completo di 2 staffe per il fissaggio.
Melamine front screen panel for desk. Complete with 2 fixing brackets.



Code	Dimension cm	Dimension inches
ZZFLAPPACCD206	140x55x1,9	55 ¹ / ₈ x 21 ⁵ / ₈ x 3/4"
Per scrivania cm 140 - For desk 55 ¹ / ₈		
ZZFLAPPACCD207	160x55x1,9	63" x 21 ⁵ / ₈ x 3/4"
Per scrivania cm 160 - For desk 63"		
ZZFLAPPACCD208	180x55x1,9	70 ⁷ / ₈ x 21 ⁵ / ₈ x 3/4"
Per scrivania cm 180 - For desk 70 ⁷ / ₈		

Pannello in melaminico. Staffe verniciate bianco opaco (RAL 9010), nero opaco (RAL 9005) o alluminio goffrato (RAL 9006).
Melamine coated panel. Brackets epoxy powder coated in matt white (RAL 9010) or matt black (RAL 9005) or textured aluminum (RAL 9006).

Porta CPU in lamiera da fissare alla struttura. Disponibile verniciato a polveri epossidiche in colore bianco, alluminio o nero opaco.
CPU holder in sheet metal to be fixed to the desk frame. Available painted with epoxy powders in white, aluminum or matt black.



Code
ZZCOMELFTD129

FLAP - Tavoli riunione - Meeting tables



Tavolo riunione a forma di botte.
Boat shaped meeting table.

Code	Dimension cm	Dimension inches
ZZFLAPPMTB2020	200x95x73h	78 ³ / ₄ x 37 ³ / ₈ x 28 ³ / ₄ h
ZZFLAPPMTB2021	280x105x73h	110 ¹ / ₄ x 41 ³ / ₈ x 28 ³ / ₄ h

Piano in melaminico. Base verniciata bianco opaco (RAL 9010), nero opaco (RAL 9005) o alluminio goffrato (RAL 9006).
Top in melamine coated panel. Base epoxy powder coated in matt white (RAL 9010) or matt black (RAL 9005) or textured aluminum (RAL 9006).

FLAP - Tavoli riunione - Meeting tables



Tavolo riunione rotondo.
Round meeting table.

Code	Dimension cm	Dimension inches
ZZFLAPPMTB2022	120x120x73h	47"¼ x 47"¼ x 28"¼h
ZZFLAPPMTB2023	150x150x73h	59" x 59" x 28"¼h

Piano in melaminico. Base verniciata bianco opaco (RAL 9010), nero opaco (RAL 9005) o alluminio goffrato (RAL 9006).
Top in melamine coated panel. Base epoxy powder coated in matt white (RAL 9010) or matt black (RAL 9005) or textured aluminum (RAL 9006).

SQUARE



I piani delle scrivanie sono in melaminico spessore 25 mm in diverse finiture e appoggiano su 4 gambe in alluminio millerighe. Le gambe sono dotate nella parte superiore di un elemento in nylon per aggancio al piano e nella parte inferiore di un elemento sempre in nylon per appoggio a terra regolabile. Sotto al piano della scrivania è fissata una trave strutturale verniciata a polveri epossidiche in colore alluminio (RAL 9006) che funge anche da canalina passacavi.

Sono disponibili sia scrivanie rettangolari che scrivanie angolari e per ognuna di esse è disponibile l'allungo laterale, piani di raccordo di diverse misure e anche un mobile allungo dotato di vano a giorno, 1 anta e 3 cassetti. Sono inoltre disponibili pannelli di cortesia in acciaio e schermi frontali divisorii in melaminico.

I tavoli riunione quadrato o rettangolare hanno i piani e le basi interamente realizzati in melaminico dello spessore di 25 mm. La cassetiera su ruote a 3 cassetti ha una struttura in lamiera verniciata a polveri epossidiche in colore alluminio (RAL 9006) con top e frontali dei cassetti in melaminico. E' dotata di serratura e di maniglie in alluminio e PVC colore opalino.



The desk tops are in 25 mm thick melamine in different finishes and rest on 4 ribbed aluminum legs. The legs are equipped in the upper part with a nylon element for attachment to the top and in the lower part with a nylon element for adjustable ground support. Under the desk top there is an epoxy powders coated structural beam in aluminum color (RAL 9006) which also acts as a cable tray.

Both rectangular desks and corner desks are available and for each of them are available a side extension, connection tops of different sizes and also a sideboard cabinet with an open compartment, 1 door and 3 drawers. There are also courtesy panels in steel and front dividing screens in melamine.

The square or rectangular meeting tables have tops and bases entirely made of 25 mm thick melamine.


The pedestal unit on wheels with 3 drawers has a sheet metal structure painted with epoxy powders in aluminum (RAL 9006) with melamine top and drawer fronts. It is equipped with a lock and handles in aluminum and PVC in opal color.

SQUARE - Finiture disponibili - Available finishes

Piani scrivanie ed elementi in melaminico - Desk tops and melamine elements



Lino FA41
Linen FA41




Noce Chiaro LM01
Light Walnut LM01




Rovere Grigio LG18
Grey Oak LG18



Rovere Bianco LK84
White Oak LK84



Noce Canaletto LN83
Black Walnut LN83




Rovere Spessart LM76
Oak Spessart LM76




Rovere Magister LK97
Oak Magister LK97




Frassino S001
Ash S001




Bianco B007
White B007




Grigio U110
Grey U110



Nero U129
Black U129



Avorio U100
Ivory U100



Grafite UB08
Graphite UB08

Gambe - Legs



Alluminio millerighe
Ribbed aluminum

Parti metalliche verniciate a polveri epossidiche - Metal parts epoxy powder coated



Alluminio RAL 9006
Aluminum RAL 9006

SQUARE - Scrivanie e allunghi - Desks and extensions

Scrivanie singole in melaminico.
Single desks in melamine.



Code	Dimension cm	Dimension inches
ZZSQUARDSK4000	140x80x72h	55 ¹ / ₈ x 31 ¹ / ₂ x 28 ³ / ₈ h
ZZSQUARDSK4001	160x80x72h	63 ¹ / ₈ x 31 ¹ / ₂ x 28 ³ / ₈ h
ZZSQUARDSK4002	180x80x72h	70 ⁷ / ₈ x 31 ¹ / ₂ x 28 ³ / ₈ h

Piano in melaminico. Gambe in alluminio millerighe.
Top in melamine coated panel. Legs in ribbed aluminum.

Scrivanie angolari destre.
Right corner desks.



Code	Dimension cm	Dimension inches
ZZSQUARDSK4005	160x160x72h	63 ¹ / ₈ x 63 ¹ / ₈ x 28 ³ / ₈ h
ZZSQUARDSK4007	180x160x72h	70 ⁷ / ₈ x 63 ¹ / ₈ x 28 ³ / ₈ h

Piano in melaminico. Gambe in alluminio millerighe.
Top in melamine coated panel. Legs in ribbed aluminum.

Scrivanie angolari sinistre.
Left corner desks.



Code	Dimension cm	Dimension inches
ZZSQUARDSK4004	160x160x72h	63 ¹ / ₈ x 63 ¹ / ₈ x 28 ³ / ₈ h
ZZSQUARDSK4006	180x160x72h	70 ⁷ / ₈ x 63 ¹ / ₈ x 28 ³ / ₈ h

Piano in melaminico. Gambe in alluminio millerighe.
Top in melamine coated panel. Legs in ribbed aluminum.

Allungo.
Extension.



Code	Dimension cm	Dimension inches
ZZSQUARDSK4003	80x60x72h	31 ¹ / ₂ x 23 ⁵ / ₈ x 28 ³ / ₈ h

Piano in melaminico. Gambe in alluminio millerighe.
Top in melamine coated panel. Legs in ribbed aluminum.

Scrivanie con mobile di servizio portante destro. Mobile dotato di 1 vano a giorno, 1 anta con serratura e 3 cassetti con serratura e vaschetta porta cancelleria. Dimensione del mobile cm. 110x56x58h
Desks with right supporting sideboard cabinet. Sideboard cabinet with 1 open compartment, 1 door with lock and 3 drawers with lock and stationery tray. Cabinet size inches 43¹/₄ x 22¹/₂ x 22³/₈h.



Code	Dimension cm	Dimension inches
ZZSQUARDSK4009	160x80x72h	63 ¹ / ₈ x 31 ¹ / ₂ x 28 ³ / ₈ h
ZZSQUARDSK4011	180x80x72h	70 ⁷ / ₈ x 31 ¹ / ₂ x 28 ³ / ₈ h

Piano in melaminico. Gambe in alluminio millerighe. Mobile di servizio completamente in melaminico
Top in melamine coated panel. Legs in ribbed aluminum. Sideboard cabinet completely in melamine

SQUARE - Scrivanie e allunghi - Desks and extensions



Scrivanie con mobile di servizio portante sinistro. Mobile dotato di 1 vano a giorno, 1 anta con serratura e 3 cassetti con serratura e vaschetta porta cancelleria. Dimensione del mobile cm. 110x56x58h

Desks with left supporting sideboard cabinet. Sideboard cabinet with 1 open compartment, 1 door with lock and 3 drawers with lock and stationery tray. Cabinet size inches 43¹/₄ x 22" x 22¹/₈".

Code	Dimension cm	Dimension inches
ZZSQUARDSK4008	160x80x72h	63" x 31 ¹ / ₂ " x 28 ³ / ₈ "h
ZZSQUARDSK4010	180x80x72h	70 ⁷ / ₈ " x 31 ¹ / ₂ " x 28 ³ / ₈ "h

Piano in melaminico. Gambe in alluminio millerighe. Mobile di servizio completamente in melaminico
Top in melamine coated panel. Legs in ribbed aluminum. Sideboard cabinet completely in melamine



Elemento destro a forma di goccia con funzione riunione.
Drop-shaped right element with meeting function.

Code	Dimension cm	Dimension inches
ZZSQUARDSK4013	100x90x72h	39 ³ / ₈ " x 35 ¹ / ₂ " x 28 ³ / ₈ "h

Piano in melaminico. Base verniciata alluminio (RAL 9006).
Top in melamine coated panel. Base epoxy powder coated in matt aluminum (RAL 9006).



Elemento sinistro a forma di goccia con funzione riunione.
Drop-shaped left element with meeting function.

Code	Dimension cm	Dimension inches
ZZSQUARDSK4012	100x90x72h	39 ³ / ₈ " x 35 ¹ / ₂ " x 28 ³ / ₈ "h

Piano in melaminico. Base verniciata alluminio (RAL 9006).
Top in melamine coated panel. Base epoxy powder coated in matt aluminum (RAL 9006).



Elemento di raccordo a 180°.
180° connection element.

Code	Dimension cm	Dimension inches
ZZSQUARDSK4014	120x40x72h	47 ¹ / ₄ " x 15 ¹ / ₄ " x 28 ³ / ₈ "h
ZZSQUARDSK4015	160x50x72h	63" x 19 ⁵ / ₈ " x 28 ³ / ₈ "h

Piano in melaminico. Base verniciata alluminio (RAL 9006).
Top in melamine coated panel. Base epoxy powder coated in matt aluminum (RAL 9006).



Pannello di cortesia in acciaio per scrivania.
Metal modesty panel for desk.

Code	Dimension cm	Dimension inches
ZZSQUARACCD400	126	49 ⁵ / ₈ "
Per scrivania cm 140 - For desk 55 ¹ / ₈ "		
ZZSQUARACCD401	146	57 ¹ / ₂ "
Per scrivania cm 160 - For desk 63"		
ZZSQUARACCD402	166	65 ³ / ₈ "
Per scrivania cm 180 - For desk 70 ⁷ / ₈ "		

In acciaio verniciato alluminio (RAL 9006).
In epoxy powder coated metal in matt aluminum (RAL 9006).

SQUARE - Scrivanie e allunghi - Desks and extensions



Schermo frontale in melaminico per scrivania. Completo di 2 staffe per il fissaggio.
Melamine front screen panel for desk. Complete with 2 fixing brackets.

Code	Dimension cm	Dimension inches
ZZSQUARACCD403	140x55x1,9	55 ¹ / ₈ " x 21 ⁵ / ₈ " x 3/8"
Per scrivania cm 140 - For desk 55 ¹ / ₈ "		
ZZSQUARACCD404	160x55x1,9	63" x 21 ⁵ / ₈ " x 3/8"
Per scrivania cm 160 - For desk 63"		
ZZSQUARACCD405	180x55x1,9	70 ⁷ / ₈ " x 21 ⁵ / ₈ " x 3/8"
Per scrivania cm 180 - For desk 70 ⁷ / ₈ "		

Piano in melaminico. Staffe verniciate alluminio (RAL 9006).
Top in melamine coated panel. Brackets epoxy powder coated in matt aluminum (RAL 9006).

SQUARE - Tavoli riunione - Meeting tables



Tavolo riunione quadrato in melaminico.
Square meeting table in melamine.

Code	Dimension cm	Dimension inches
ZZSQUARMTB4020	150x150x72h	59" x 59" x 28 ³ / ₈ "h

Piano e base in melaminico.
Top and base in melamine coated panel.



Tavolo riunione rettangolare in melaminico.
Rectangular meeting table in melamine.

Code	Dimension cm	Dimension inches
ZZSQUARMTB4021	210x105x71h	82 ⁵ / ₈ " x 41 ³ / ₈ " x 28 ³ / ₈ "h

Piano e base in melaminico.
Top and base in melamine coated panel.

SQUARE - Cassettiera su ruote - Pedestal on casters



Cassettiera su ruote con 3 cassetti dotati di serratura e vaschetta portacancelleria.
Chest of drawers on casters with 3 drawers with lock and stationery tray.

Code	Dimension cm	Dimension inches
ZZSQUARSPD4000	42x53x52h	16 ¹ / ₂ " x 20 ⁷ / ₈ " x 20 ¹ / ₂ "h

Struttura in metallo con top e frontali dei cassetti rivestiti con pannelli di melaminico. Fianchi e retro in metallo verniciato alluminio (RAL 9006).
Metal structure with top and drawers front covered with melamine panels. Sides and back panel in epoxy powder coated in aluminum (RAL 9006).

PLUS



La struttura portante delle scrivanie è costituita da una trave sottopiano in acciaio che funge anche da canalina passacavi e che è fissata alle estremità alle due gambe in lamiera scatola che appoggia su due piedi in ghisa. Tutte le parti metalliche sono verniciate a polveri epossidiche in colore grigio antracite goffrato. Sono disponibili sia scrivanie rettangolari che scrivanie angolari e per ognuna di esse è disponibile anche l'allungo laterale. I piani delle scrivanie sono in melaminico spessore 25 mm in diverse finiture. Sono disponibili pannelli di cortesia in melaminico e in acciaio e schermi frontali divisorii in melaminico.

I tavoli riunioni tondi o a botte hanno lo stesso basamento.

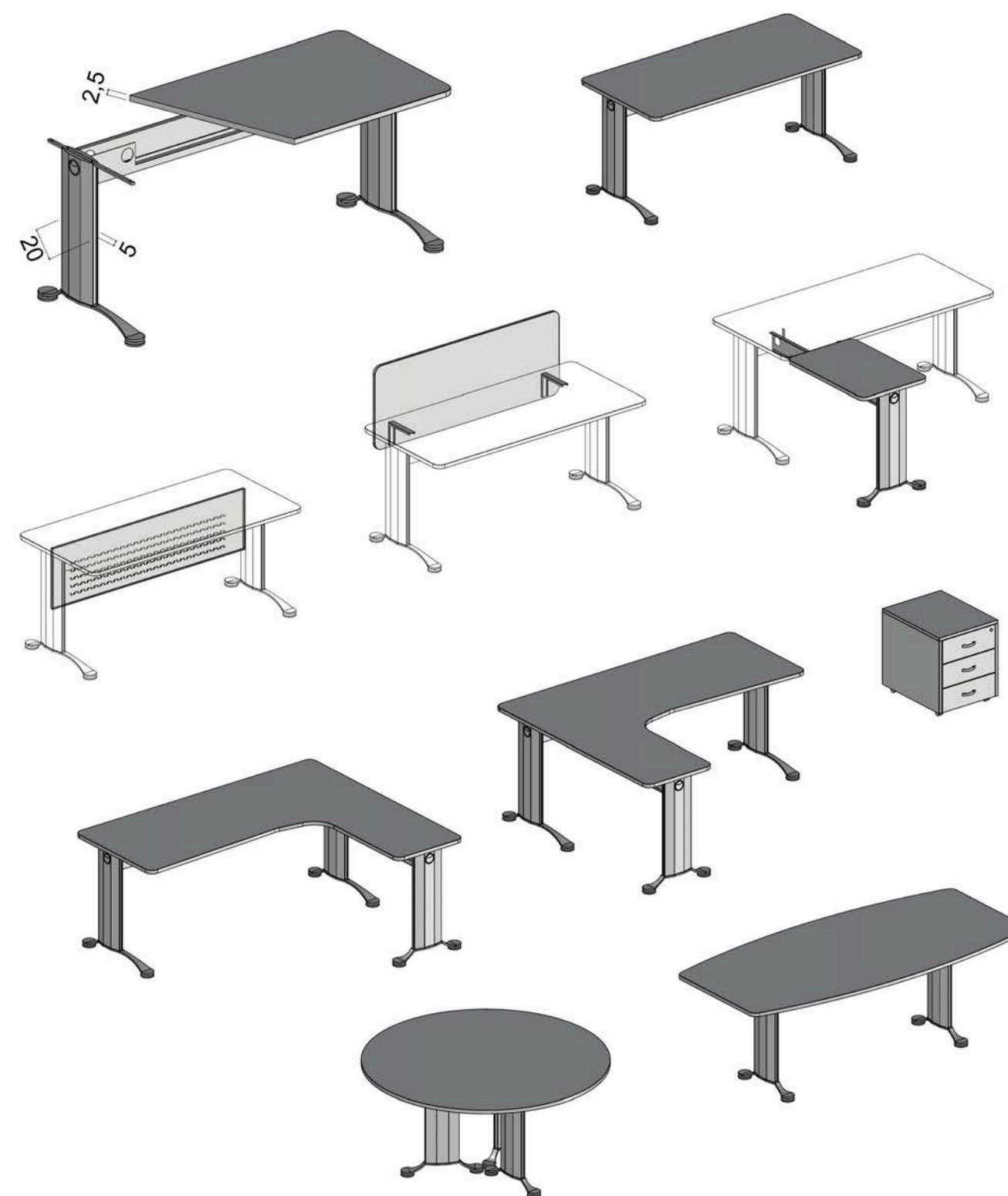
La cassetiera su ruote a 3 cassetti ha una struttura in lamiera verniciata a polveri epossidiche in colore grigio antracite goffrato con top, retro, fianchi, e frontali dei cassetti in melaminico. E' dotata di serratura e di maniglie in nickel satinato.



The supporting structure of the desks consists of a steel beam fixed under the top which also acts as a cable tray and which is fixed at the ends to the two boxed sheet metal legs which rests on two cast iron feet. All metal parts are epoxy powder coated in textured anthracite gray color. Both rectangular desks and corner desks are available and the side extension is also available for each of them. The desk tops are in 25 mm thick melamine in different finishes. Modesty panels are available in melamine and steel and front dividing screens in melamine.

The round or barrel shaped meeting tables have the same base.

The pedestal unit on wheels with 3 drawers has a sheet metal structure painted with epoxy powders in grey anthracite color with melamine top, back, side and drawer fronts. It is equipped with a lock and satin nickel handles.




PLUS - Finiture disponibili - Available finishes


Piani scrivanie ed elementi in melaminico - Desk tops and melamine elements



Lino FA41
Linen FA41




Noce Chiaro LM01
Light Walnut LM01




Rovere Grigio LG18
Grey Oak LG18



Rovere Bianco LK84
White Oak LK84




Noce Canaletto LN83
Black Walnut LN83




Rovere Spessart LM76
Oak Spessart LM76



Rovere Magister LK97
Oak Magister LK97




Frassino S001
Ash S001




Bianco B007
White B007




Grigio U110
Grey U110



Nero U129
Black U129



Avorio U100
Ivory U100



Grafite UB08
Graphite UB08

Parti metalliche verniciate a polveri epossidiche - Metal parts epoxy powder coated



Grigio antracite goffrato
Textured anthracite grey

PLUS - Scrivanie e allunghi - Desks and extensions

Scrivanie singole in melaminico.
Single desks in melamine.



Code	Dimension cm	Dimension inches
ZZPLUSSSDK5000	140x75x73h	55 ¹ / ₈ x 29 ¹ / ₂ x 28 ³ / ₄ h
ZZPLUSSSDK5001	160x75x73h	63 ¹ / ₈ x 29 ¹ / ₂ x 28 ³ / ₄ h
ZZPLUSSSDK5002	180x75x73h	70 ⁷ / ₈ x 29 ¹ / ₂ x 28 ³ / ₄ h

Piano in melaminico. Base verniciata grigio antracite con finitura goffrata.
Top in melamine coated panel. Base epoxy powder coated in textured anthracite grey.

Scrivanie angolari destre.
Right corner desks.



Code	Dimension cm	Dimension inches
ZZPLUSSSDK5004	160x150x73h	63 ¹ / ₈ x 59 ¹ / ₈ x 28 ³ / ₄ h
ZZPLUSSSDK5006	180x150x73h	70 ⁷ / ₈ x 59 ¹ / ₈ x 28 ³ / ₄ h

Piano in melaminico. Base verniciata grigio antracite con finitura goffrata.
Top in melamine coated panel. Base epoxy powder coated in textured anthracite grey.

Scrivanie angolari sinistre.
Left corner desks.



Code	Dimension cm	Dimension inches
ZZPLUSSSDK5005	160x150x73h	63 ¹ / ₈ x 59 ¹ / ₈ x 28 ³ / ₄ h
ZZPLUSSSDK5007	180x150x73h	70 ⁷ / ₈ x 59 ¹ / ₈ x 28 ³ / ₄ h

Piano in melaminico. Base verniciata grigio antracite con finitura goffrata.
Top in melamine coated panel. Base epoxy powder coated in textured anthracite grey.

Allungo.
Extension.



Code	Dimension cm	Dimension inches
ZZPLUSSSDK5003	75x50x73h	29 ¹ / ₂ x 19 ¹ / ₈ x 28 ³ / ₄ h

Piano in melaminico. Base verniciata grigio antracite con finitura goffrata.
Top in melamine coated panel. Base epoxy powder coated in textured anthracite grey.

Pannello di cortesia in acciaio per scrivania.
Metal modesty panel for desk.



Code	Dimension cm	Dimension inches
ZZPLUSSSACCD500	127	50
Per scrivania cm 140 - For desk 55 ¹ / ₈		
ZZPLUSSSACCD501	147	57 ⁷ / ₈
Per scrivania cm 160 - For desk 63 ¹ / ₈		
ZZPLUSSSACCD502	167	65 ³ / ₄
Per scrivania cm 180 - For desk 70 ⁷ / ₈		

Pannello in acciaio verniciato grigio antracite con finitura goffrata.
Textured anthracite grey epoxy powder coated steel panel.

PLUS - Scrivanie e allunghi - Desks and extensions



Schermo frontale in melaminico per scrivania. Completo di 2 staffe per il fissaggio.
Melamine front screen panel for desk. Complete with 2 fixing brackets.

Code	Dimension cm	Dimension inches
ZZPLUSSACCD503	120x55x1,9	47 ¹ / ₄ x 21 ⁵ / ₈ x 3/4
Per scrivania cm 140 - For desk 55 ¹ / ₈		
ZZPLUSSACCD504	140x55x1,9	55 ¹ / ₈ x 21 ⁵ / ₈ x 3/4
Per scrivania cm 160 - For desk 63"		
ZZPLUSSACCD505	160x55x1,9	63" x 21 ⁵ / ₈ x 3/4
Per scrivania cm 180 - For desk 70 ⁷ / ₈		

Pannello in melaminico. Staffe verniciate grigio antracite con finitura gofrata.
Melamine coated panel. Brackets epoxy powder coated in textured anthracite grey.

PLUS - Tavoli riunione - Meeting tables



Tavolo riunione rotondo in melaminico.
Round meeting table in melamine.

Code	Dimension cm	Dimension inches
ZZPLUSSMTB5020	150x150x73h	59" x 59" x 28 ¹ / ₄ h

Piano in melaminico. Base verniciata grigio antracite con finitura gofrata.
Top in melamine coated panel. Base epoxy powder coated in textured anthracite grey.



Tavolo riunione a forma di botte in melaminico.
Barrel-shaped meeting table in melamine.

Code	Dimension cm	Dimension inches
ZZPLUSSMTB5021	210x100x73h	82 ⁵ / ₈ x 39 ³ / ₈ x 28 ¹ / ₄ h

Piano in melaminico. Base verniciata grigio antracite con finitura gofrata.
Top in melamine coated panel. Base epoxy powder coated in textured anthracite grey.

PLUS - Cassetiera su ruote - Pedestal on casters



Cassetiera su ruote in melaminico con 3 cassetti dotati di serratura e vaschetta portacancelleria.
Chest of drawers on casters in melamine with 3 drawers with lock and stationery tray.

Code	Dimension cm	Dimension inches
ZZPLUSSSPD5000	45x56x54h	17 ³ / ₄ x 22" x 21 ¹ / ₄ h

Struttura in metallo con top, retro, fianchi e frontali dei cassetti rivestiti con pannelli di melaminico.
Metal structure with top, back, sides and drawers fronts covered with melamine panels.

BASE

BASE



Questo modello è caratterizzato dall'essere costruito con pannelli di melaminico con spessore 25 mm. Le scrivanie sono sempre costituite da un piano, due gambe ed un pannello di cortesia tutti realizzati con pannelli di melaminico assemblati fra loro tramite dei distanziali verniciati bianchi o neri. Sono disponibili allunghi diritti o angolari e pannelli frontali divisorii sempre in melaminico. I tavoli riunione sono quadrati o rettangolari ed hanno come base due pannelli di melaminico incrociati fra loro.

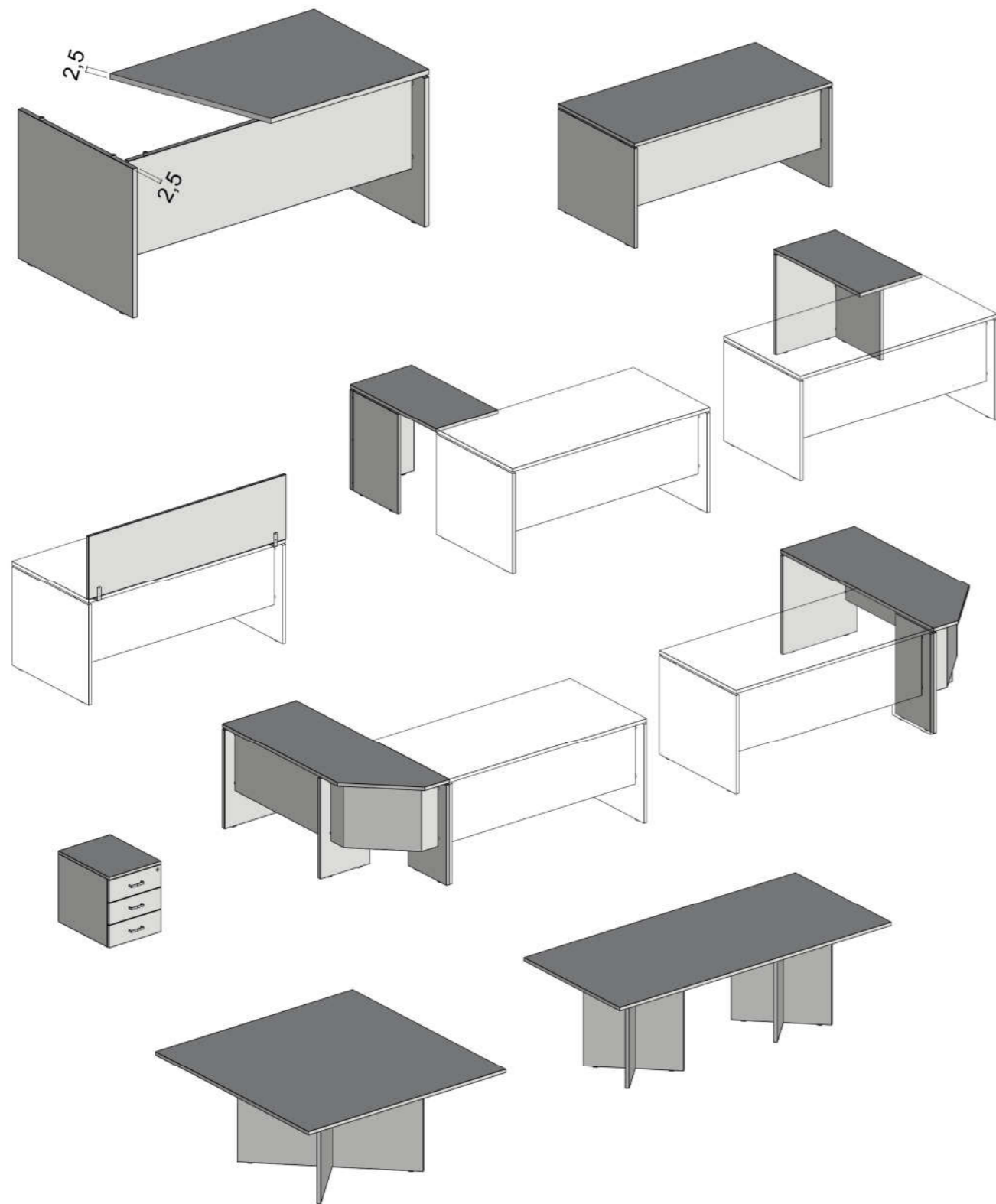
La cassetiera su ruote a 3 cassetti ha una struttura in lamiera verniciata a polveri epossidiche in colore bianco o nero opaco con top e frontali dei cassetti in melaminico. E' dotata di serratura e di maniglie verniciate alluminio opaco.

This model is characterized by being built with 25 mm thick melamine panels. The desks always consist of one top, two legs and a courtesy panel, all made with melamine panels assembled together thanks to metal spacers painted in white or black. Straight or angular extensions and modesty panels are also available always in melamine.

The meeting tables are square or rectangular and have two crossed melamine panels as a base.

The pedestal unit on wheels with 3 drawers has a sheet metal structure painted with epoxy powders in matt white or black color with melamine top and drawer fronts. It is equipped with a lock and with matt aluminum painted handles.





BASE - Finiture disponibili - Available finishes

Piani scrivanie ed elementi in melaminico - Desk tops and melamine elements



Lino FA41
Linen FA41




Noce Chiaro LM01
Light Walnut LM01



Rovere Grigio LG18
Grey Oak LG18



Rovere Bianco LK84
White Oak LK84



Noce Canaletto LN83
Black Walnut LN83




Rovere Spessart LM76
Oak Spessart LM76




Rovere Magister LK97
Oak Magister LK97




Frassino S001
Ash S001



Bianco B007
White B007




Grigio U110
Grey U110



Nero U129
Black U129



Avorio U100
Ivory U100



Grafite UB08
Graphite UB08

BASE - Scrivanie e allunghi - Desks and extensions

Scrivanie singole.
Single desks.



Code	Dimension cm	Dimension inches
ZZBASEEDSK8000	140x80x74h	55 ¹ / ₈ x 31 ¹ / ₂ x 29 ¹ / ₈ h
ZZBASEEDSK8001	160x80x74h	63" x 31 ¹ / ₂ x 29 ¹ / ₈ h
ZZBASEEDSK8002	180x80x74h	70 ⁷ / ₈ x 31 ¹ / ₂ x 29 ¹ / ₈ h

Pannelli in melaminico. Distanziali verniciati bianchi o neri.
Melamine coated panels. Spacers white or black painted.


Allungo lineare destro.
Right straight extension.



Code	Dimension cm	Dimension inches
ZZBASEEDSK8003	90x50x74h	35 ¹ / ₂ x 19 ⁵ / ₈ x 29 ¹ / ₈ h

Pannelli in melaminico. Distanziali verniciati bianchi o neri.
Melamine coated panels. Spacers white or black painted.

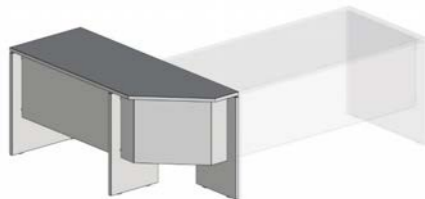
Allungo lineare sinistro.
Left straight extension.



Code	Dimension cm	Dimension inches
ZZBASEEDSK8004	90x50x74h	35 ¹ / ₂ x 19 ⁵ / ₈ x 29 ¹ / ₈ h

Pannelli in melaminico. Distanziali verniciati bianchi o neri.
Melamine coated panels. Spacers white or black painted.

Allungo angolare destro.
Right corner extension.



Code	Dimension cm	Dimension inches
ZZBASEEDSK8005	160x60x74h	63" x 23 ⁵ / ₈ x 29 ¹ / ₈ h

Pannelli in melaminico. Distanziali verniciati bianchi o neri.
Melamine coated panels. Spacers white or black painted.

Allungo angolare sinistro.
Left corner extension.



Code	Dimension cm	Dimension inches
ZZBASEEDSK8006	160x60x74h	63" x 23 ⁵ / ₈ x 29 ¹ / ₈ h

Pannelli in melaminico. Distanziali verniciati bianchi o neri.
Melamine coated panels. Spacers white or black painted.

BASE - Scrivanie e allunghi - Desks and extensions

Schermo frontale in melaminico per scrivania. Completo di 2 staffe per il fissaggio.
Melamine front screen panel for desk. Complete with 2 fixing brackets.

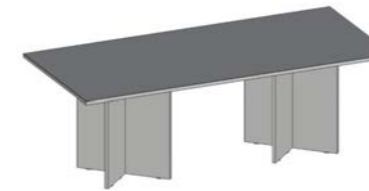


Code	Dimension cm	Dimension inches
ZZBASEEACCD800	140x45x2	55 ¹ / ₈ x 17 ³ / ₄ x 3/4"
Per scrivania cm 140 - For desk 55 ¹ / ₈		
ZZBASEEACCD801	160x45x2	63" x 17 ³ / ₄ x 3/4"
Per scrivania cm 160 - For desk 63"		
ZZBASEEACCD802	180x45x2	70 ⁷ / ₈ x 17 ³ / ₄ x 3/4"
Per scrivania cm 180 - For desk 70 ⁷ / ₈		

Pannello in melaminico. Staffe verniciate in colore bianco opaco o nero opaco.
Melamine coated panel. Brackets painted in color white matt or black matt.

BASE - Tavoli riunione - Meeting tables


Tavolo riunione rettangolare.
Rectangular meeting table.



Code	Dimension cm	Dimension inches
ZZBASEEMTB8020	220x100x74h	86 ⁵ / ₈ x 39 ³ / ₈ x 29 ¹ / ₈ h

Pannelli in melaminico. Distanziali verniciati bianchi o neri.
Melamine coated panels. Spacers white or black painted.

Tavolo riunione quadrato.
Square meeting table.



Code	Dimension cm	Dimension inches
ZZBASEEMTB8021	160x160x74h	63" x 63" x 29 ¹ / ₈ h

Pannelli in melaminico. Distanziali verniciati bianchi o neri.
Melamine coated panels. Spacers white or black painted.

BASE - Cassetiera su ruote - Pedestal on casters

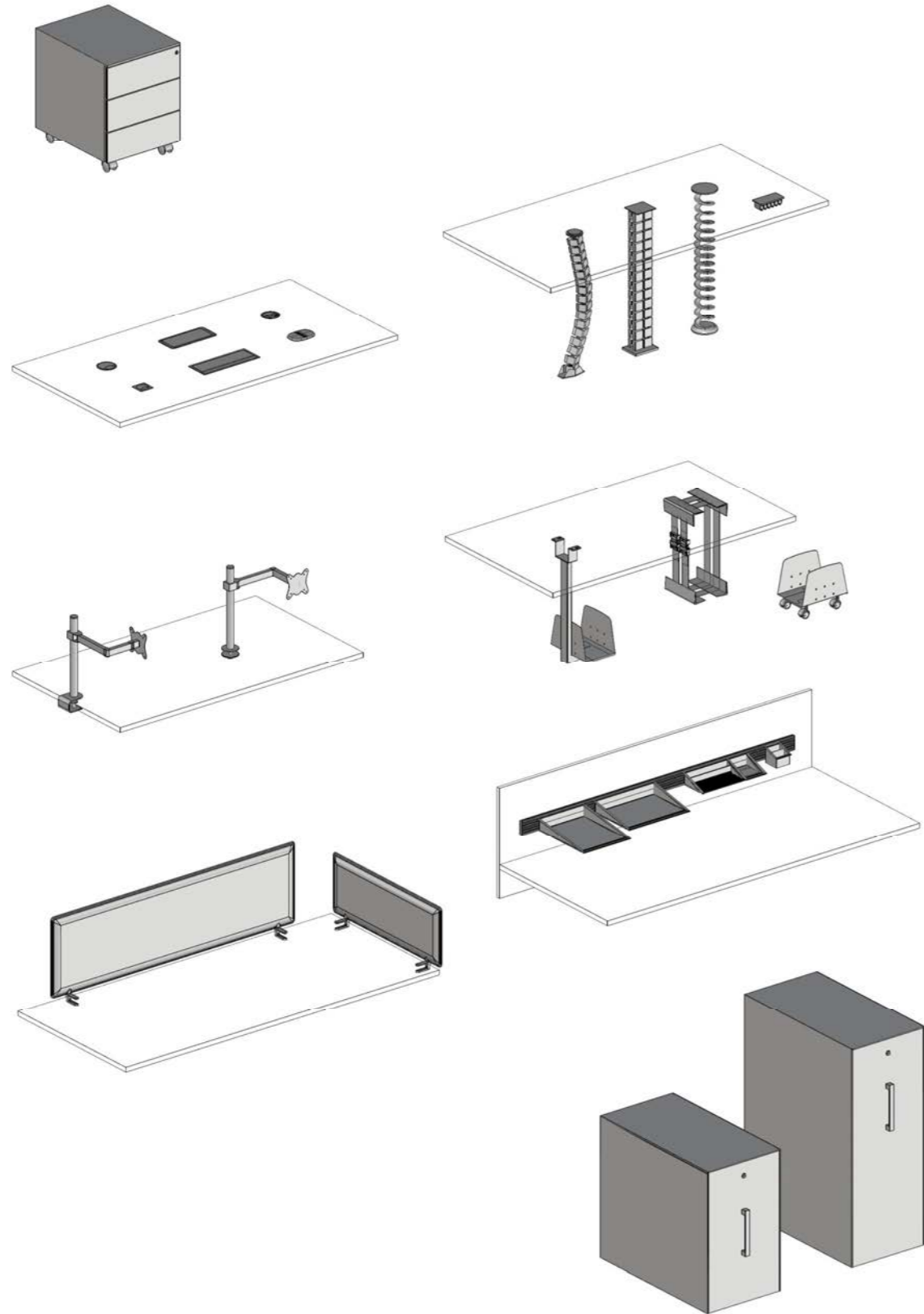
Cassetiera su ruote con 3 cassetti dotati di serratura e vaschetta portacancelleria.
Chest of drawers on casters with 3 drawers with lock and stationery tray.



Code	Dimension cm	Dimension inches
ZZBASEESPD8000	42x53x52h	16 ¹ / ₂ x 20 ¹ / ₈ x 20 ¹ / ₂ h

Struttura in metallo bianco o nero opaco. Top e frontale dei cassetti in melaminico.
Metal structure epoxy powder coated in matt white or black. Top and drawers front in melamine coated panels.

COMPLEMENTI per scrivanie - FITTINGS for desks



Cassettiera su ruote - Pedestal on casters

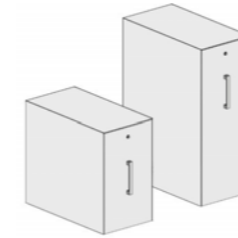
Cassettiera su ruote in metallo.
Metal sheet pedestal on casters.



Code	Dimension cm	Dimension inches
ZZCOMELFTTP100	42x53x55h	16 ¹ / ₂ x 20 ⁷ / ₈ x 21 ⁵ / ₈ h
ZZCOMELFTTP101	32x53x55h	12 ⁵ / ₈ x 20 ⁷ / ₈ x 21 ⁵ / ₈ h

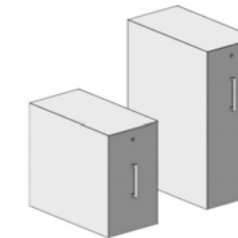
Verniciata in colore bianco opaco, nero opaco, grigio alluminio opaco o grigio alluminio gofrato.
Epoxy powder coated in color matt white, matt black, matt aluminum grey or textured aluminum grey.

Classificatore verticale in metallo verniciato bianco opaco con serratura. Dotato di telaio estraibile con due ripiani predisposti per cartelle sospese e una vaschetta portapenne.
Vertical file cabinet in matt white painted metal with lock. Equipped with extractable frame with two shelves suitable for hanging folders and pen tray.



Code	Dimension cm	Dimension inches
ZZCOMELFTTP102	42x80x72h	16 ¹ / ₂ x 31 ¹ / ₂ x 28 ³ / ₈ h
ZZCOMELFTTP104	42x80x110h	16 ¹ / ₂ x 31 ¹ / ₂ x 43 ¹ / ₄ h

Classificatore verticale in metallo verniciato bianco opaco con frontale in melaminico e serratura. Dotato di telaio estraibile con due ripiani predisposti per cartelle sospese e una vaschetta portapenne.
Vertical file cabinet in matt white painted metal with front in melamine with lock. Equipped with extractable frame with two shelves suitable for hanging folders and pen tray.



Code	Dimension cm	Dimension inches
ZZCOMELFTTP103	42x80x72h	16 ¹ / ₂ x 31 ¹ / ₂ x 28 ³ / ₈ h
ZZCOMELFTTP105	42x80x110h	16 ¹ / ₂ x 31 ¹ / ₂ x 43 ¹ / ₄ h

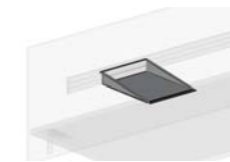
Schermo frontale attrezzato per scrivanie singole - Equipped front screen for single desks

Barre orizzontale in alluminio da fissare a schermo frontale per alloggiamento vaschette in policarbonato.
Horizontal aluminum bar to be fixed to a front screen for housing polycarbonate trays.



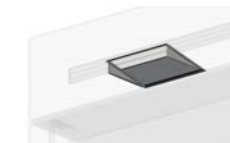
Code
ZZCOMELFTTD100

Vaschetta portacancelleria in policarbonato trasparente.
Transparent polycarbonate stationery tray.



Code	Dimension cm	Dimension inches
ZZCOMELFTTD107	27x35x6h	10 ⁵ / ₈ x 13 ³ / ₄ x 2 ³ / ₈ h

Vaschetta portacancelleria in policarbonato trasparente.
Transparent polycarbonate stationery tray.




Code	Dimension cm	Dimension inches
ZZCOMELFTTD108	35x27x6h	13 ³ / ₄ x 10 ⁵ / ₈ x 2 ³ / ₈ h

Schermo frontale attrezzato per scrivanie singole - Equipped front screen for single desks



Vaschetta portaoggetti in policarbonato trasparente.
Storage tray in transparent polycarbonate.

Code	Dimension cm	Dimension inches
ZZCOMELFTTD109	38x15x6h	15" x 5"7/8 x 2"3/8h



Portamatite in policarbonato trasparente.
Pencil holder in transparent polycarbonate.

Code	Dimension cm	Dimension inches
ZZCOMELFTTD110	9,5x8,5x9h	3"3/4 x 3"3/8 x 3"1/2h

Gestione dei cavi - Cable management



Tappo passacavi Basic rotondo in PVC bianco, grigio chiaro, grigio antracite, nero o effetto cromo.
Round PVC Basic cable grommet in color white, light grey, charcoal grey, black or chromed effect.

Code	Diametro cm	Diameter inches
ZZCOMELFTTD111	6	2"3/8
ZZCOMELFTTD112	8	3"1/8



Tappo passacavi Basic quadrato in PVC grigio chiaro.
Square PVC Basic cable grommet in light grey color.

Code	Diametro cm	Diameter inches
ZZCOMELFTTD113	6	2"3/8



Tappo passacavi Executive Oval in zama con finitura cromata e spazzola in nylon nero.
Executive Oval cable grommet in zamak with chrome finish and black nylon brush.

Code	Diametro cm	Diameter inches
ZZCOMELFTTD150	8	3"1/8
Per piani in melaminico - For melamine tops		
ZZCOMELFTTD151	8	3"1/8
Per piani in vetro - For glass tops		



Tappo passacavi Executive Round in zama con finitura bianca, nera o cromo lucido e spazzola in polipropilene nero.
Executive Round cable grommet in zamak with white, black or polished chrome finish and black polypropylene brush.

Code	Diametro cm	Diameter inches
ZZCOMELFTTD152	8	3"1/8
Per piani in melaminico - For melamine tops		
ZZCOMELFTTD153	8	3"1/8
Per piani in vetro - For glass tops		

Gestione dei cavi - Cable management




Vaschetta passacavi Exit Edge in alluminio estruso con finitura bianca, nero opaco o alluminio anodizzato. Spazzola in polipropilene grigio.
Exit Edge cable tray in extruded aluminum with white, matt black or anodized aluminum finish. Gray polypropylene brush.

Code	Dimension cm	Dimension inches
ZZCOMELFTTD115	24x12x2,5	9"1/2 x 4"3/4 x 1"h
Per piani in melaminico - For melamine tops		
ZZCOMELFTTD145	24x12x2,5	9"1/2 x 4"3/4 x 1"h
Per piani in vetro - For glass tops		
ZZCOMELFTTD116	32x12x2,5	12"5/8 x 4"3/4 x 1"h
Per piani in melaminico - For melamine tops		
ZZCOMELFTTD146	32x12x2,5	12"5/8 x 4"3/4 x 1"h
Per piani in vetro - For glass tops		
ZZCOMELFTTD117	45x12x2,5	17"3/4 x 4"3/4 x 1"h
Per piani in melaminico - For melamine tops		
ZZCOMELFTTD147	45x12x2,5	17"3/4 x 4"3/4 x 1"h
Per piani in vetro - For glass tops		




Vaschetta passacavi Light in plastica con finitura bianca, nera o alluminio.
Light cable tray in plastic with white, black or aluminum finish.

Code	Dimension cm	Dimension inches
ZZCOMELFTTD114	26x12	10"1/4 x 4"3/4
Per piani in melaminico - For melamine tops		
ZZCOMELFTTD144	26x12	10"1/4 x 4"3/4
Per piani in vetro - For glass tops		



Supporto con sei anelli in polistirene per il passaggio cavi. Kit composto da 4 pezzi. Disponibili in colore alluminio.
Support with six polystyrene rings for cable passage. Kit consisting of 4 pieces. Available in aluminum color.

Code
ZZCOMELFTTD118



Canalina salita cavi Brick in ABS colore bianco, trasparente o alluminio.
Brick cable plastic duct in color white, transparent or aluminum.

Code
ZZCOMELFTTD120

Gestione dei cavi - Cable management



Canalina salita cavi Vertebra in plastica con colore bianco, grafite, alluminio o cromo.
Vertebra cable duct riser in plastic with white, graphite, aluminum or chrome color.


Code

ZZCOMELFTTD121

Finitura bianco grafite o alluminio - White, graphite or aluminum finish

ZZCOMELFTTD148

Finitura cromata - Chrome finish



Canalina salita cavi Elix con piede in zama effetto cromato e spazzola colore grigio o nero.
Elix cable duct riser with chromed effect zamak foot and gray or black brush.

Code

ZZCOMELFTTD122

Gestione CPU e monitor - CPU and monitor management



Porta CPU in lamiera da fissare sotto al piano. Disponibile verniciato a polveri epossidiche in colore bianco opaco, nero opaco, antracite opaco, alluminio opaco e alluminio goffrato.
CPU holder in sheet metal to be fixed under the top. Available painted with epoxy powders in matt white, matt black, matt anthracite, matt aluminum and textured aluminum.

Code

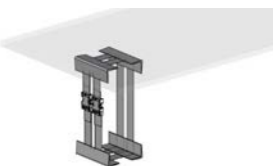
ZZCOMELFTTD124



Porta CPU in lamiera su ruote. Disponibile verniciato a polveri epossidiche in colore bianco opaco, nero opaco, antracite opaco, alluminio opaco e alluminio goffrato.
CPU holder in sheet metal on casters. Available painted with epoxy powders in matt white, matt black, matt anthracite, matt aluminum and textured aluminum.

Code

ZZCOMELFTTD126



Porta CPU a cinghie.
Belted CPU holder.

Code

ZZCOMELFTTD125



Porta monitor in acciaio verniciato nero.
Monitor holder in black painted steel.

Code

ZZCOMELFTTD127

Schermi frontali fonoassorbenti in tessuto - Sound-absorbing front screens in fabric



Schermo frontale fonoassorbente rivestito in tessuto. Completo di 2 staffe per il fissaggio.
Sound-absorbing front panel covered in fabric. Complete with 2 fixing brackets.

Code

ZZCOMELFTTD130

Dimension cm

80x30h

Dimension inches

31 $\frac{1}{2}$ x 11 $\frac{3}{4}$ h

ZZCOMELFTTD131

120x40h

47 $\frac{1}{4}$ x 15 $\frac{3}{4}$ h

ZZCOMELFTTD132

140x40h

55 $\frac{1}{8}$ x 15 $\frac{3}{4}$ h

ZZCOMELFTTD133

160x40h

63" x 15 $\frac{3}{4}$ h

Disponibili nei tessuti sotto indicati.
Available in the fabrics indicated below.

Tessuti disponibili per i pannelli fonoassorbenti - Available fabrics for sound absorbing panels



Rosso 236
Red 236



Verde bosco 496
Forest green 496



Verde acido 426
Acid green 426



Blu 332
Blue 332



Azzurro 377
Light blue 377




Avorio 532
Ivory 532



Grigio 629
Grey 629



Antracite 607
Anthracite 607



Nero 651
Black 651

**SEDUTE
SEATING**

Meccanismi disponibili - Available mechanisms



SYNCRON SELF CON TRASLATORE SEDILE - SYNCRON SELF WITH SLIDING SEAT

Meccanismo Synchron autotarante, con ricerca automatica della posizione utile di blocco, angolo apertura schienale 20°, angolo inclinazione sedile 6°, 5 posizioni di bloccaggio e sistema antishock. Sedile regolabile in profondità 60 mm.
Synchron mechanism, with automatic search for the useful locking position, backrest tilt angle 20°, seat tilt angle 6°, 5 locking positions and backrest return prevention safety function. Sliding seat 60 mm.

SYNCRON TOP CON TRASLATORE SEDILE - SYNCRON TOP WITH SLIDING SEAT

Meccanismo Synchron con angolo apertura schienale 21°, angolo inclinazione sedile 12°, regolazione della tensione con manopola laterale da 50 kg a 120 kg. Dispositivo multiblock 4 posizioni e sistema antishock. Sedile regolabile in profondità 65 mm.
Synchron mechanism, with backrest tilt angle 21°, seat tilt angle 12°, lateral tension adjustment knob from 50 kg to 120 kg. Multiblock system with 4 locking positions and backrest return prevention safety function. Sliding seat 65 mm.

SYNCRON BASIC - SYNCRON BASIC

Meccanismo Synchron con angolo apertura schienale 20°, angolo inclinazione sedile 11°, regolazione della tensione con pomolo centrale da 50 kg a 120 kg. Dispositivo multiblock 5 posizioni e sistema antishock.
Synchron mechanism, with backrest tilt angle 20°, seat tilt angle 11°, central tension adjustment knob from 50 kg to 120 kg. Multiblock system with 5 locking positions and backrest return prevention safety function.

OSCILLANTE LUSO A FULCRO AVANZATO - LUXURY TILTING WITH ADVANCED PIVOT POINT

Meccanismo oscillante Lusso a fulcro avanzato angolo di apertura 16°, regolazione della tensione con manovella laterale da 50 kg a 120 kg. Dispositivo multiblock 4 posizioni e sistema antishock.
Luxury tilting mechanism with advanced pivot point, backrest tilt angle 16°, lateral tension adjustment knob from 50 kg to 120 kg. Multiblock system with 4 locking positions and backrest return prevention safety function.

OSCILLANTE A FULCRO AVANZATO - TILTING WITH ADVANCED PIVOT POINT

Meccanismo oscillante a fulcro avanzato angolo di apertura 16°, regolazione della tensione con pomolo centrale da 50 kg a 120 kg. Dispositivo multiblock 3 posizioni e sistema antishock.
Tilting mechanism with advanced pivot point, backrest tilt angle 16°, central tension adjustment knob from 50 kg to 120 kg. Multiblock system with 3 locking positions and backrest return prevention safety function.


OSCILLANTE ECO - ECO TILTING

Meccanismo oscillante Eco angolo di apertura 16°, regolazione della tensione con pomolo centrale da 50 kg a 120 kg. Dispositivo multiblock 3 posizioni e sistema antishock.
Eco tilting mechanism with backrest tilt angle 16°, central tension adjustment knob from 50 kg to 120 kg. Multiblock system with 3 locking positions and backrest return prevention safety function.

Finiture disponibili per le sedute - Available finishes for seatings

GELSOMINO - Cat. A

Tessuto ignifugo autoestinguente Classe 11M - 100% Poliestere - Peso 400 gr/mq - 80.000 Martindale
Fire retardant fabric italian test Classe 11M - 100% Polyester - Weight 400 gr/mq - 80.000 Martindale



NARCISO - Cat. D

Tessuto ignifugo autoestinguente Classe 11M - 100% Lana - Peso 550 gr/mq - 60.000 Martindale
Fire retardant fabric italian test Classe 11M - 100% Wool - Weight 550 gr/mq - 60.000 Martindale



FIORDALISO – Cat. B

Ecopelle ignifuga autoestinguente Classe 11M – 90% PVC plastificato, 10% Poliammide – Peso 700 gr/mq – 60.000 Martindale
Fire retardant eco-leather italian test Classe 11M – 90% PVC plastic-coated, 10% Polyamid – Weight 700 gr/mq – 60.000 Martindale




ORTENSIA – Cat. D

Tessuto ignifugo autoestinguente Classe 11M – 70% Lana, 30% Lino – Peso 440 gr/mq – 50.000 Martindale
Fire retardant fabric italian test Classe 11M – 70% Wool, 30% Linen – Weight 440 gr/mq – 50.000 Martindale



TULIPANO – Cat. B

Tessuto ignifugo autoestinguente Classe 11M – 100% Poliestere riciclato – Peso 350 gr/mq – 100.000 Martindale
Fire retardant fabric italian test Classe 11M – 100% Recycled polyester – Weight 350 gr/mq – 100.000 Martindale



IRIS – Cat. D


Tessuto ignifugo autoestinguente Classe 11M – 100% Poliolefina – Peso 515 gr/mq – 40.000 Martindale
Fire retardant fabric italian test Classe 11M – 100% Polyolefin – Weight 515 gr/mq – 40.000 Martindale



Finiture disponibili per le reti - Available finishes for mesh


GERANIO

Rete ignifuga autoestinguente Classe 11M - 77% Polivinile, 23% Poliestere -
Peso 560 gr/mq - 100.000 Martindale
Fire retardant mesh italian test Classe 11M - 77% Polyvinyl, 23% Polyester -
Weight 560 gr/mq - 100.000 Martindale




MUGHETTO

Rete ignifuga autoestinguente Classe 11M - 100% Poliestere - Peso 430
gr/mq - 135.000 Martindale
Fire retardant mesh italian test Classe 11M - 100% Polyester - Weight 430
gr/mq - 135.000 Martindale



GENZIANA

Rete ignifuga autoestinguente Classe 11M - 100% Poliestere - Peso 400
gr/mq - 50.000 Martindale
Fire retardant mesh italian test Classe 11M - 100% Polyester - Weight 400
gr/mq - 50.000 Martindale



**SEDUTE DIREZIONALI
MANAGERIAL SEATING**



Poltrona direzionale con poggiatesta, schienale imbottito, senza braccioli, meccanismo Synchron Basic, elevazione a gas, base a 5 razze in nylon nero, ruote autofrenanti gommata. Rivestimento fascia laterale dello schienale e della seduta in ecopelle nera e carter dello schienale in polipropilene nero. Padded executive armchair with headrest, without armrests, Synchron Basic mechanism, gas lift, black nylon 5 stars base, rubber braked castors. Lateral side strips of the backrest and of the seat covered in black eco-leather; backrest cover in black polypropylene.

Dimensioni		Dimensions	
Altezza totale - Altezza sedile (cm)	117 - 45	Total height - Seat height (inches)	46 ¹ / ₈ - 17 ³ / ₈
Larghezza max. con braccioli (cm)	65	Max width with armrests (inches)	25 ⁵ / ₈
Profondità totale (cm)	58	Total depth (inches)	22 ⁷ / ₈
Peso max. (kg)	17	Weight max. (kg)	17
Volume (m ³)	0,20	Volume (m ³)	0,20
Tessuto (mtl)	1,30	Fabric (yards)	1,43
Pelle (m ²)	2,40	Leather (sq. feet)	25,8

Code	
ZYLOGICLKD3EYA	Rivestimento in cat. A - Cover in cat. A
ZYLOGICLKD3EYB	Rivestimento in cat. B - Cover in cat. B
ZYLOGICLKD3EYD	Rivestimento in cat. D - Cover in cat. D
	Base in alluminio Lucido Polished aluminum base
	Synchron Self con traslatore sedile Synchron Self with sliding seat
	Braccioli in nylon nero regolabili in altezza Height-adjustable black nylon armrests
	Braccioli in nylon nero fissi a forma triangolare Fixed and triangular shaped black nylon armrests

Poltrona semi-direzionale con schienale imbottito, senza braccioli, meccanismo Synchron Basic, elevazione a gas, base a 5 razze in nylon nero, ruote autofrenanti gommata. Rivestimento fascia laterale dello schienale e della seduta in ecopelle nera e carter dello schienale in polipropilene nero. Padded manager armchair without armrests, Synchron Basic mechanism, gas lift, black nylon 5 stars base, rubber braked castors. Lateral side strips of the backrest and of the seat covered in black eco-leather; backrest cover in black polypropylene.



Dimensioni		Dimensions	
Altezza totale - Altezza sedile (cm)	99 - 45	Total height - Seat height (inches)	39" - 17 ³ / ₈
Larghezza max. con braccioli (cm)	65	Max width with armrests (inches)	25 ⁵ / ₈
Profondità totale (cm)	58	Total depth (inches)	22 ⁷ / ₈
Peso max. (kg)	16	Weight max. (kg)	16
Volume (m ³)	0,18	Volume (m ³)	0,18
Tessuto (mtl)	1,30	Fabric (yards)	1,43
Pelle (m ²)	2,40	Leather (sq. feet)	25,8

Code	
ZYLOGICLKS3EYA	Rivestimento in cat. A - Cover in cat. A
ZYLOGICLKS3EYB	Rivestimento in cat. B - Cover in cat. B
ZYLOGICLKS3EYD	Rivestimento in cat. D - Cover in cat. D
	Base in alluminio Lucido Polished aluminum base
	Synchron Self con traslatore sedile Synchron Self with sliding seat
	Braccioli in nylon nero regolabili in altezza Height-adjustable black nylon armrests
	Braccioli in nylon nero fissi a forma triangolare Fixed and triangular shaped black nylon armrests



Poltrona operativa con schienale imbottito, senza braccioli, meccanismo girevole, elevazione a gas, base a 5 razze in nylon nero, ruote autofrenanti gommata. Rivestimento della fascia laterale dello schienale e della seduta in ecopelle nera; carter dello schienale in polipropilene nero. Padded task armchair without armrests, swivel mechanism, gas lift, black nylon 5 stars base, rubber braked castors. Lateral side strips of the backrest and of the seat covered in black eco-leather; backrest cover in black polypropylene.

Dimensioni		Dimensions	
Altezza totale - Altezza sedile (cm)	86 - 45	Total height - Seat height (inches)	33 ⁷ / ₈ - 17 ³ / ₈
Larghezza max. con braccioli (cm)	65	Max width with armrests (inches)	25 ⁵ / ₈
Profondità totale (cm)	58	Total depth (inches)	22 ⁷ / ₈
Peso max. (kg)	15	Weight max. (kg)	15
Volume (m ³)	0,18	Volume (m ³)	0,18
Tessuto (mtl)	1,00	Fabric (yards)	1,10
Pelle (m ²)	1,80	Leather (sq. feet)	19,4

Code	
ZYLOGICLK03EYA	Rivestimento in cat. A - Cover in cat. A
ZYLOGICLK03EYB	Rivestimento in cat. B - Cover in cat. B
ZYLOGICLK03EYD	Rivestimento in cat. D - Cover in cat. D
	Base in alluminio Lucido Polished aluminum base
	Synchron Basic Synchron Basic
	Synchron Self con traslatore sedile Synchron Self with sliding seat
	Braccioli in nylon nero regolabili in altezza Height-adjustable black nylon armrests
	Braccioli in nylon nero fissi a forma triangolare Fixed and triangular shaped black nylon armrests

Poltrona operativa con schienale in rete "Mughetto", senza braccioli, meccanismo girevole, elevazione a gas, base a 5 razze in nylon nero, ruote autofrenanti gommata. Rivestimento della fascia laterale della seduta in ecopelle nera.



Task armchair with "Mughetto" mesh backrest, without armrests, swivel mechanism, gas lift, black nylon 5 stars base, rubber braked castors. Lateral side strips of the seat covered in black eco-leather.

Dimensioni		Dimensions	
Altezza totale - Altezza sedile (cm)	91 - 45	Total height - Seat height (inches)	35 ⁷ / ₈ - 17 ³ / ₈
Larghezza max. con braccioli (cm)	65	Max width with armrests (inches)	25 ⁵ / ₈
Profondità totale (cm)	58	Total depth (inches)	22 ⁷ / ₈
Peso max. (kg)	15	Weight max. (kg)	15
Volume (m ³)	0,18	Volume (m ³)	0,18
Tessuto (mtl)	0,65	Fabric (yards)	0,72
Pelle (m ²)	1,20	Leather (sq. feet)	12,9

Code	
ZYLOGICLK02EYA	Rivestimento in cat. A - Cover in cat. A
ZYLOGICLK02EYB	Rivestimento in cat. B - Cover in cat. B
ZYLOGICLK02EYD	Rivestimento in cat. D - Cover in cat. D
	Base in alluminio Lucido Polished aluminum base
	Synchron basic Synchron basic
	Synchron Self con traslatore sedile Synchron Self with sliding seat
	Braccioli in nylon nero regolabili in altezza Height-adjustable black nylon armrests
	Braccioli in nylon nero fissi a forma triangolare Fixed and triangular shaped black nylon armrests



Sedia visitatore imbottita con braccioli, struttura cantilever verniciata nera. Rivestimento della fascia laterale dello schienale e della seduta in ecopelle nera.
 Padded visitor chair with armrests, black epoxy powder coated skid frame. Lateral side strips of the backrest and of the seat covered in black eco-leather.

Dimensioni		Dimensions	
Altezza totale - Altezza sedile (cm)	82 - 48	Total height - Seat height (inches)	32 ¹ / ₄ - 18 ⁷ / ₈
Larghezza (cm)	61	Width (inches)	24"
Profondità totale (cm)	59	Total depth (inches)	23 ³ / ₄
Peso (kg)	8	Weight max. (kg)	8
Volume (m ³)	0,40	Volume (m ³)	0,40
Tessuto (mtl)	0,70	Fabric (yards)	0,77
Pelle (m ²)	1,30	Leather (sq. feet)	1,40

Code	
ZYLOGICLKC3ENA	Rivestimento in cat. A - Cover in cat. A
ZYLOGICLKC3ENB	Rivestimento in cat. B - Cover in cat. B
ZYLOGICLKC3END	Rivestimento in cat. D - Cover in cat. D
	Struttura cromata
	Chromed frame



Poltrona direzionale imbottita, con braccioli, meccanismo oscillante Eco, elevazione a gas, base a 5 razze in alluminio lucido, ruote autofrenanti gommatae.
 Executive armchair with padded shell, with armrests, tilting Eco mechanism, gas lift, polished aluminum 5 stars base, rubber braked castors.

Dimensioni		Dimensions	
Altezza totale - Altezza sedile (cm)	103 - 45	Total height - Seat height (inches)	40 ¹ / ₂ - 17 ³ / ₈
Larghezza max. con braccioli (cm)	58	Max width with armrests (inches)	22 ⁷ / ₈
Profondità totale (cm)	68	Total depth (inches)	26 ³ / ₄
Peso max. (kg)	17	Weight max. (kg)	17
Volume (m ³)	0,40	Volume (m ³)	0,40

Code	
ZYOFCOUOMA3HCA	Rivestimento in cat. A - Cover in cat. A
ZYOFCOUOMA3HCB	Rivestimento in cat. B - Cover in cat. B
ZYOFCOUOMA3HCD	Rivestimento in cat. D - Cover in cat. D
	Oscillante a fulcro avanzato
	Tilting with advanced pivot point
	Oscillante lusso a fulcro avanzato
	Luxury tilting with advanced pivot point



Poltrona direzionale in rete "Geranio", con braccioli, meccanismo oscillante Eco, elevazione a gas, base a 5 razze in alluminio lucido, ruote autofrenanti gommatae.
 Executive armchair with "Geranio" mesh shell, with armrests, tilting Eco mechanism, gas lift, polished aluminum 5 stars base, rubber braked castors.

Dimensioni		Dimensions	
Altezza totale - Altezza sedile (cm)	103 - 45	Total height - Seat height (inches)	40 ¹ / ₂ - 17 ³ / ₈
Larghezza max. con braccioli (cm)	58	Max width with armrests (inches)	22 ⁷ / ₈
Profondità totale (cm)	68	Total depth (inches)	26 ³ / ₄
Peso max. (kg)	17	Weight max. (kg)	17
Volume (m ³)	0,40	Volume (m ³)	0,40

Code	
ZYOFCOUOMA2HC3	Rivestimento in rete Geranio - Cover in mesh Geranio
	Oscillante a fulcro avanzato
	Tilting with advanced pivot point
	Oscillante lusso a fulcro avanzato
	Luxury tilting with advanced pivot point

OF COURSE



Poltrona semi-direzionale imbottita, senza braccioli, meccanismo girevole, elevazione a gas, base a 5 razze in alluminio lucido, ruote autofrenanti gommata.

Manager armchair with padded shell, without armrests, swivel mechanism, gas lift, polished aluminum 5 stars base, rubber braked castors.

Dimensioni		Dimensions	
Altezza totale - Altezza sedile (cm)	90 - 45	Total height - Seat height (inches)	35 ³ / ₈ - 17 ³ / ₈
Larghezza max. con braccioli (cm)	58	Max width with armrests (inches)	22 ⁷ / ₈
Profondità totale (cm)	68	Total depth (inches)	26 ³ / ₈
Peso max. (kg)	16	Weight max. (kg)	16
Volume (m ³)	0,30	Volume (m ³)	0,30

Code	
ZYOFCOUOMB2HCA	Rivestimento in cat. A - Cover in cat. A
ZYOFCOUOMB2HCB	Rivestimento in cat. B - Cover in cat. B
ZYOFCOUOMB2HCD	Rivestimento in cat. D - Cover in cat. D
	Girevole con ritorno automatico (piedini al posto delle ruote) Swiveling with self-turning mechanism (feet instead of castors)
	Oscillante Eco Eco tilting
	Oscillante a fulcro avanzato Tilting with advanced pivot point
	Braccioli fissi in alluminio lucido Fixed polished aluminum armrests



Poltrona semi-direzionale in rete, senza braccioli, meccanismo girevole, elevazione a gas, base a 5 razze in alluminio lucido, ruote autofrenanti gommata.

Manager armchair with mesh shell, without armrests, swivel mechanism, gas lift, polished aluminum 5 stars base, rubber braked castors.

Dimensioni		Dimensions	
Altezza totale - Altezza sedile (cm)	90 - 45	Total height - Seat height (inches)	35 ³ / ₈ - 17 ³ / ₈
Larghezza max. con braccioli (cm)	58	Max width with armrests (inches)	22 ⁷ / ₈
Profondità totale (cm)	68	Total depth (inches)	26 ³ / ₈
Peso max. (kg)	16	Weight max. (kg)	16
Volume (m ³)	0,30	Volume (m ³)	0,30

Code	
ZYOFCOUOMB2HC8	Rivestimento in rete Geranio - Cover in mesh Geranio
	Girevole con ritorno automatico (piedini al posto delle ruote) Swiveling with self-turning mechanism (feet instead of castors)
	Oscillante Eco Eco tilting
	Oscillante a fulcro avanzato Tilting with advanced pivot point
	Braccioli fissi in alluminio lucido Fixed polished aluminum armrests

GRADE



Poltrona semi-direzionale imbottita, con braccioli in poliuretano morbido nero, rivestimento fascia laterale dello schienale in ecopelle nera, meccanismo girevole, elevazione a gas, base a 5 razze in alluminio lucido, ruote autofrenanti gommata.

Padded manager armchair, with soft black polyurethane armrests, lateral side strips of the backrest in black eco-leather, swivel mechanism, gas lift, polished aluminum 5 stars base, rubber braked castors.

Dimensioni		Dimensions	
Altezza totale - Altezza sedile (cm)	101 - 44	Total height - Seat height (inches)	39 ³ / ₈ - 17 ³ / ₈
Larghezza totale (cm)	63	Total width (inches)	24 ³ / ₈
Profondità totale (cm)	63	Total depth (inches)	24 ³ / ₈
Peso max. (kg)	21	Weight max. (kg)	21
Volume (m ³)	0,35	Volume (m ³)	0,35
Tessuto (mtl)	1,60	Fabric (yards)	1,75
Pelle (m ²)	2,90	Leather (sq. feet)	31,2

Code	
ZYGRADEGS3HBCA	Rivestimento in cat. A - Cover in cat. A
ZYGRADEGS3HBCB	Rivestimento in cat. B - Cover in cat. B
ZYGRADEGS3HBCD	Rivestimento in cat. D - Cover in cat. D
	Rivestimento con cuscino aggiuntivo Upholstery with additional cushion
	Sincron Top con traslatore sedile Sincron Top with sliding seat
	Rivestimento coppia di braccioli e fasce laterali dello schienale Upholstery for armrests and backrests strips
	Cat. A
	Cat. B
	Cat. D



Poltrona operativa imbottita, con braccioli in poliuretano morbido nero, rivestimento fascia laterale dello schienale in ecopelle nera, meccanismo girevole, elevazione a gas, base a 5 razze in alluminio lucido, ruote autofrenanti gommata.

Task padded armchair, with soft black polyurethane armrests, lateral side strips of the backrest in black eco-leather, swivel mechanism, gas lift, polished aluminum 5 stars base, rubber braked castors.

Dimensioni		Dimensions	
Altezza totale - Altezza sedile (cm)	101 - 44	Total height - Seat height (inches)	39 ³ / ₈ - 17 ³ / ₈
Larghezza totale (cm)	63	Total width (inches)	24 ³ / ₈
Profondità totale (cm)	63	Total depth (inches)	24 ³ / ₈
Peso max. (kg)	20	Weight max. (kg)	20
Volume (m ³)	0,35	Volume (m ³)	0,35
Tessuto (mtl)	1,55	Fabric (yards)	1,70
Pelle (m ²)	2,80	Leather (sq. feet)	30,0

Code	
ZYGRADEGV3HBCA	Rivestimento in cat. A - Cover in cat. A
ZYGRADEGV3HBCB	Rivestimento in cat. B - Cover in cat. B
ZYGRADEGV3HBCD	Rivestimento in cat. D - Cover in cat. D
	Rivestimento con cuscino aggiuntivo Upholstery with additional cushion
	Sincron Top con traslatore sedile Sincron Top with sliding seat
	Rivestimento coppia di braccioli e fasce laterali dello schienale Upholstery for armrests and backrests strips
	Cat. A
	Cat. B
	Cat. D

MISSION



Poltroncina riunione imbottita, rivestimento fascia laterale dello schienale e dei braccioli in ecopelle nera, meccanismo girevole, elevazione a gas, base a 5 razze in alluminio lucido, ruote autofrenanti gommata.

Padded meeting armchair, lateral side strips of the backrest and armrests in black eco-leather, swivel mechanism, gas lift, polished aluminum 5 stars base, rubber braked castors.

Dimensioni		Dimensions	
Altezza totale - Altezza sedile (cm)	78 - 47	Total height - Seat height (inches)	30 ³ / ₈ - 18 ¹ / ₂
Larghezza totale (cm)	62	Total width (inches)	24 ³ / ₈
Profondità totale (cm)	60	Total depth (inches)	23 ³ / ₈
Peso max. (kg)	14	Weight max. (kg)	14
Volume (m ³)	0,35	Volume (m ³)	0,35
Tessuto (mtl)	1,70	Fabric (yards)	1,90
Pelle (m ²)	3,00	Leather (sq. feet)	32,3

Code

ZYMISSIMGA3HBA	Rivestimento in cat. A - Cover in cat. A
ZYMISSIMGA3HBB	Rivestimento in cat. B - Cover in cat. B
ZYMISSIMGA3HBD	Rivestimento in cat. D - Cover in cat. D
	Rivestimento fascia braccioli e fasce dello schienale nello stesso tessuto della seduta
	Upholstery for lateral side strips of armrests and of the backrest in the same fabric of the seat



Poltroncina riunione imbottita, rivestimento fascia laterale dello schienale e dei braccioli in ecopelle nera, meccanismo girevole, base a 4 razze piatta in alluminio lucido su piedini fissi.

Padded meeting armchair, lateral side strips of the backrest and armrests in black eco-leather, swivel mechanism, polished aluminum 4 stars flat base on feet.

Dimensioni		Dimensions	
Altezza totale - Altezza sedile (cm)	78 - 47	Total height - Seat height (inches)	30 ³ / ₈ - 18 ¹ / ₂
Larghezza totale (cm)	62	Total width (inches)	24 ³ / ₈
Profondità totale (cm)	60	Total depth (inches)	23 ³ / ₈
Peso max. (kg)	14	Weight max. (kg)	14
Volume (m ³)	0,35	Volume (m ³)	0,35
Tessuto (mtl)	1,70	Fabric (yards)	1,90
Pelle (m ²)	3,00	Leather (sq. feet)	32,3

Code

ZYMISSIMGA3H9A	Rivestimento in cat. A - Cover in cat. A
ZYMISSIMGA3H9B	Rivestimento in cat. B - Cover in cat. B
ZYMISSIMGA3H9D	Rivestimento in cat. D - Cover in cat. D
	Rivestimento fascia braccioli e fasce dello schienale nello stesso tessuto della seduta
	Upholstery for lateral side strips of armrests and of the backrest in the same fabric of the seat

**SEDUTE OPERATIVE
TASK SEATING**

BEST



Poltroncina operativa con schienale in rete "Mughetto" e sedile imbottito, senza braccioli, meccanismo Sincron Basic, elevazione a gas, base a 5 razze in nylon nero, ruote autofrenanti gommatae.
Task armchair with "Mughetto" mesh backrest and padded seat, without armrests, Sincron Basic mechanism, gas lift, black nylon 5 stars base, rubber braked castors.

Dimensioni		Dimensions	
Altezza totale - Altezza sedile (cm)	102 - 45	Total height - Seat height (inches)	40 ¹ / ₈ - 17 ³ / ₈
Larghezza max. con braccioli (cm)	65	Max width with armrests (inches)	25 ⁵ / ₈
Profondità totale (cm)	57	Total depth (inches)	22 ¹ / ₂
Peso max. (kg)	14	Weight max. (kg)	14
Volume (m ³)	0,18	Volume (m ³)	0,18
Tessuto (mtl)	0,65	Fabric (yards)	0,72
Pelle (m ²)	1,20	Leather (sq. feet)	12,9

Code	
ZYBESTTBEO2Y1A	Rivestimento in cat. A - Cover in cat. A
ZYBESTTBEO2Y1B	Rivestimento in cat. B - Cover in cat. B
ZYBESTTBEO2Y1D	Rivestimento in cat. D - Cover in cat. D
	Base in alluminio Lucido
	Polished aluminum base
	Base in metallo cromato
	Chromed metal base
	Sincron Self con traslatore sedile
	Sincron Self mechanism with sliding seat
	Braccioli in nylon nero regolabili in altezza
	Height-adjustable black nylon armrests
	Braccioli fissi in nylon nero a forma triangolare
	Fixed and triangular shaped black nylon armrests

WIND



Poltroncina operativa con schienale in polipropilene nero con rete "Genziana" nera e sedile imbottito, senza braccioli, meccanismo Sincron Basic, elevazione a gas, base a 5 razze in nylon nero, ruote autofrenanti gommatae.

Task armchair with black polypropylene backrest with "Genziana" black mesh and padded seat, without armrests, Sincron Basic mechanism, gas lift, black nylon 5 stars base, rubber braked castors.

Dimensioni		Dimensions	
Altezza totale - Altezza sedile (cm)	100 - 44	Total height - Seat height (inches)	39 ³ / ₈ - 17 ³ / ₈
Larghezza totale (cm)	64	Total width (inches)	25 ¹ / ₄
Profondità totale (cm)	60	Total depth (inches)	23 ⁵ / ₈
Peso max. (kg)	19	Weight max. (kg)	19
Volume (m ³)	0,35	Volume (m ³)	0,35
Tessuto (mtl)	0,80	Fabric (yards)	0,90
Pelle (m ²)	1,20	Leather (sq. feet)	12,9

Code	
ZYWINDDDWBO2HNA	Rivestimento in cat. A - Cover in cat. A
ZYWINDDDWBO2HNB	Rivestimento in cat. B - Cover in cat. B
ZYWINDDDWBO2HND	Rivestimento in cat. D - Cover in cat. D
	Base in alluminio lucido
	Polished aluminum base
	Base in alluminio verniciato bianco
	Base in white epoxy powder coated aluminum
	Schienale in polipropilene bianco con rete bianca
	White polypropylene backrest with white mesh
	Braccioli fissi in nylon nero a forma triangolare
	Fixed black nylon armrests with triangular shape
	Braccioli in nylon nero regolabili in altezza e larghezza con appoggio in poliuretano morbido
	Black nylon armrests adjustable in height and width with soft polyurethane pad
	Braccioli in nylon bianco regolabili in altezza e larghezza con appoggio in poliuretano morbido
	White nylon armrests adjustable in height and width with soft polyurethane pad

Sedia attesa impilabile con schienale in polipropilene nero con rete "Genziana" nera e sedile imbottito, senza braccioli, struttura cromata.

Visitor stackable chair with black polypropylene backrest with "Genziana" black mesh and padded seat, without armrests, chromed skid frame.



Dimensioni		Dimensions	
Altezza totale - Altezza sedile (cm)	85,5 - 47	Total height - Seat height (inches)	33 ³ / ₈ - 18 ³ / ₈
Largh. max con braccioli e tavoletta (cm)	59	Max width with armrests + tablet (inches)	23 ¹ / ₄
Profondità totale (cm)	60	Total depth (inches)	23 ⁵ / ₈
Peso max. con braccioli e tavoletta (kg)	9,30	Weight max. with armrests and tablet (kg)	9,30
Volume (m ³)	0,35	Volume (m ³)	0,35
Tessuto (mtl)	0,60	Fabric (yards)	0,70
Pelle (m ²)	0,90	Leather (sq. feet)	9,7

Code	
ZYWINDDDWV2HCNA	Rivestimento in cat. A - Cover in cat. A
ZYWINDDDWV2HCNB	Rivestimento in cat. B - Cover in cat. B
ZYWINDDDWV2HCND	Rivestimento in cat. D - Cover in cat. D
	Schienale in polipropilene bianco con rete bianca
	White polypropylene backrest with white mesh
	Braccioli fissi
	Fixed armrests
	Braccioli fissi con tavoletta scrittoio in HPL bianco o nero
	Fixed armrests with white or black HPL writing tablet
	Coppia di aggancio corto per sedia senza braccioli
	Short couplings for chairs without armrests
	Coppia di aggancio lungo per sedia con braccioli
	Long couplings for chairs with armrests

**DIVANI PER AREA ATTESA
SOFAS FOR WAITING AREAS**

CUBIC



Poltrona. Basamento in tondino d'acciaio cromato.
Armchair. Chromed steel rod frame.

Dimensioni		Dimensions	
Altezza totale - Altezza sedile (cm)	71 - 46	Total height - Seat height (inches)	28" - 18"½
Larghezza totale (cm)	71	Total width (inches)	28"
Profondità totale (cm)	66	Total depth (inches)	26"
Peso (kg)	24	Weight max. (kg)	24
Volume (m³)	0,35	Volume (m³)	0,35
Tessuto (mtl)	2,30	Fabric (yards)	2,55
Pelle (m²)	4,30	Leather (sq. feet)	46,3

Code

ZYCUBICCU3H1BA	Rivestimento in cat. A - Cover in cat. A
ZYCUBICCU3H1BB	Rivestimento in cat. B - Cover in cat. B
ZYCUBICCU3H1BD	Rivestimento in cat. D - Cover in cat. D




Divano 2 posti. Basamento in tondino d'acciaio cromato.
2 seater sofa. Chromed steel rod frame.

Dimensioni		Dimensions	
Altezza totale - Altezza sedile (cm)	71 - 46	Total height - Seat height (inches)	28" - 18"½
Larghezza totale (cm)	124	Total width (inches)	48"¾
Profondità totale (cm)	66	Total depth (inches)	26"
Peso (kg)	30	Weight max. (kg)	30
Volume (m³)	0,60	Volume (m³)	0,60
Tessuto (mtl)	3,30	Fabric (yards)	3,65
Pelle (m²)	6,00	Leather (sq. feet)	64,6

Code

ZYCUBICCU3H2BA	Rivestimento in cat. A - Cover in cat. A
ZYCUBICCU3H2BB	Rivestimento in cat. B - Cover in cat. B
ZYCUBICCU3H2BD	Rivestimento in cat. D - Cover in cat. D



Divano 3 posti. Basamento in tondino d'acciaio cromato.
3-seater sofa. Chromed steel rod frame.

Dimensioni		Dimensions	
Altezza totale - Altezza sedile (cm)	71 - 46	Total height - Seat height (inches)	28" - 18"½
Larghezza totale (cm)	176	Total width (inches)	69"¾
Profondità totale (cm)	66	Total depth (inches)	26"
Peso (kg)	36	Weight max. (kg)	36
Volume (m³)	0,90	Volume (m³)	0,90
Tessuto (mtl)	4,30	Fabric (yards)	4,75
Pelle (m²)	7,00	Leather (sq. feet)	75,3

Code

ZYCUBICCU3H3BA	Rivestimento in cat. A - Cover in cat. A
ZYCUBICCU3H3BB	Rivestimento in cat. B - Cover in cat. B
ZYCUBICCU3H3BD	Rivestimento in cat. D - Cover in cat. D



Panca. Basamento in tondino d'acciaio cromato.
Bench. Chromed steel rod frame.

Dimensioni		Dimensions	
Altezza totale (cm)	46	Total height (inches)	18"½
Larghezza totale (cm)	110	Total width (inches)	69"¾
Profondità totale (cm)	66	Total depth (inches)	26"
Peso (kg)	15	Weight max. (kg)	15
Volume (m³)	0,40	Volume (m³)	0,40
Tessuto (mtl)	1,80	Fabric (yards)	2,00
Pelle (m²)	3,50	Leather (sq. feet)	37,7

Code

ZYCUBICCU3HCPA	Rivestimento in cat. A - Cover in cat. A
ZYCUBICCU3HCPB	Rivestimento in cat. B - Cover in cat. B
ZYCUBICCU3HCPD	Rivestimento in cat. D - Cover in cat. D

WOLF



Poltrona. Basamento in acciaio verniciato nero.
Armchair. Epoxy powder painted black base.

Dimensioni		Dimensions	
Altezza totale (cm)	75	Total height (inches)	29"¾
Larghezza totale (cm)	91	Total width (inches)	35"¾
Profondità totale (cm)	73	Total depth (inches)	28"¾
Tessuto (mtl)	2,40	Fabric (yards)	2,60
Pelle (m²)	4,40	Leather (sq. feet)	47,5

Code

ZYWOLFWAIT1A	Rivestimento in cat. A - Cover in cat. A
ZYWOLFWAIT1B	Rivestimento in cat. B - Cover in cat. B
ZYWOLFWAIT1D	Rivestimento in cat. D - Cover in cat. D



Divano 2 posti. Basamento in acciaio verniciato nero.
2 seater sofa. Epoxy powder painted black base.

Dimensioni		Dimensions	
Altezza totale (cm)	75	Total height (inches)	29"¾
Larghezza totale (cm)	183	Total width (inches)	72"
Profondità totale (cm)	73	Total depth (inches)	28"¾
Tessuto (mtl)	4,80	Fabric (yards)	5,20
Pelle (m²)	8,80	Leather (sq. feet)	95,0

Code

ZYWOLFWAIT2A	Rivestimento in cat. A - Cover in cat. A
ZYWOLFWAIT2B	Rivestimento in cat. B - Cover in cat. B
ZYWOLFWAIT2D	Rivestimento in cat. D - Cover in cat. D



Divano 3 posti. Basamento in acciaio verniciato nero.
3-seater sofa. Epoxy powder painted black base.

Dimensioni		Dimensions	
Altezza totale (cm)	75	Total height (inches)	29"¾
Larghezza totale (cm)	274	Total width (inches)	107"¾
Profondità totale (cm)	73	Total depth (inches)	28"¾
Tessuto (mtl)	7,2	Fabric (yards)	7,80
Pelle (m²)	13,20	Leather (sq. feet)	142,5

Code

ZYWOLFWAIT3A	Rivestimento in cat. A - Cover in cat. A
ZYWOLFWAIT3B	Rivestimento in cat. B - Cover in cat. B
ZYWOLFWAIT3D	Rivestimento in cat. D - Cover in cat. D



Poltrona con tavolino annesso in melaminico. Basamento in acciaio verniciato nero.
Armchair with attached melamine table. Epoxy powder painted black base.

Dimensioni		Dimensions	
Altezza totale (cm)	75	Total height (inches)	29"¾
Larghezza totale (cm)	121	Total width (inches)	47"¾
Profondità totale (cm)	73	Total depth (inches)	28"¾
Tessuto (mtl)	2,40	Fabric (yards)	2,60
Pelle (m²)	4,40	Leather (sq. feet)	47,5

Code

ZYWOLFWAIT1EXA	Rivestimento in cat. A - Cover in cat. A
ZYWOLFWAIT1EXB	Rivestimento in cat. B - Cover in cat. B
ZYWOLFWAIT1EXD	Rivestimento in cat. D - Cover in cat. D



Tavolino in melaminico. Basamento in acciaio verniciato nero.
Melamine table. Epoxy powder painted black base.

Dimensioni		Dimensions	
Altezza totale (cm)	23	Total height (inches)	9"
Larghezza totale (cm)	73	Total width (inches)	28 ³ / ₄
Profondità totale (cm)	73	Total depth (inches)	28 ³ / ₄

Code	
------	--

ZYWOLFWAITTAV	Rivestimento in cat. A - Cover in cat. A
---------------	--

MOBILI CONTENITORI STORAGE CABINETS

Caratteristiche e finiture disponibili per TUTTI i mobili - Features and finishes available for ALL cabinets

I contenitori vengono spediti già assemblati. La struttura (base, fianchi, top e schienale), così come le ante ed i frontali dei cassetti sono realizzati in truciolare nobilitato con spessori da 18 mm a 25 mm; i montanti verticali sono dotati di una serie di fori distanziati per consentire l'alloggio dei reggi-ripiani. I ripiani, riposizionabili, sono in pannello truciolare nobilitato. Le ante ed i frontali dei cassetti, tutti in truciolare, sono dotate di una maniglia variabile per ogni modello. Sono disponibili anche ante in cristallo temperato da 6 mm. Sono forniti di cerniere in metallo nichelato con molla di richiamo e sistema di montaggio rapido. Sono dotati di piedini di varie tipologie ma sempre regolabili in altezza.

Storage cabinets are shipped already assembled. The structure (base, sides, top and backrest), as well as the doors and the fronts of the drawers are made of melamine coated chipboard with thicknesses from 18 mm to 25 mm; the vertical panels are equipped with a series of holes to allow the accommodation of the shelf supports. The repositionable shelves are in melamine coated chipboard panel. The doors and drawer fronts, all in chipboard, are equipped with a variable handle for each model. 6 mm. tempered glass doors are also available. They are equipped with nickel-plated metal hinges with return spring and quick assembly system. They are equipped with feet of various types but always adjustable in height.


Strutture, ante e frontali dei cassetti in melaminico - Structures, doors and drawer fronts in melamine



Lino FA41
Linen FA41




Noce Chiaro LM01
Light Walnut LM01



Rovere Grigio LG18
Grey Oak LG18



Rovere Bianco LK84
White Oak LK84



Noce Canaletto LN83
Black Walnut LN83




Rovere Spessart LM76
Oak Spessart LM76




Rovere Magister LK97
Oak Magister LK97




Frassino S001
Ash S001



Bianco B007
White B007



Grigio U110
Grey U110



Nero U129
Black U129



Avorio U100
Ivory U100



Grafite UB08
Graphite UB08

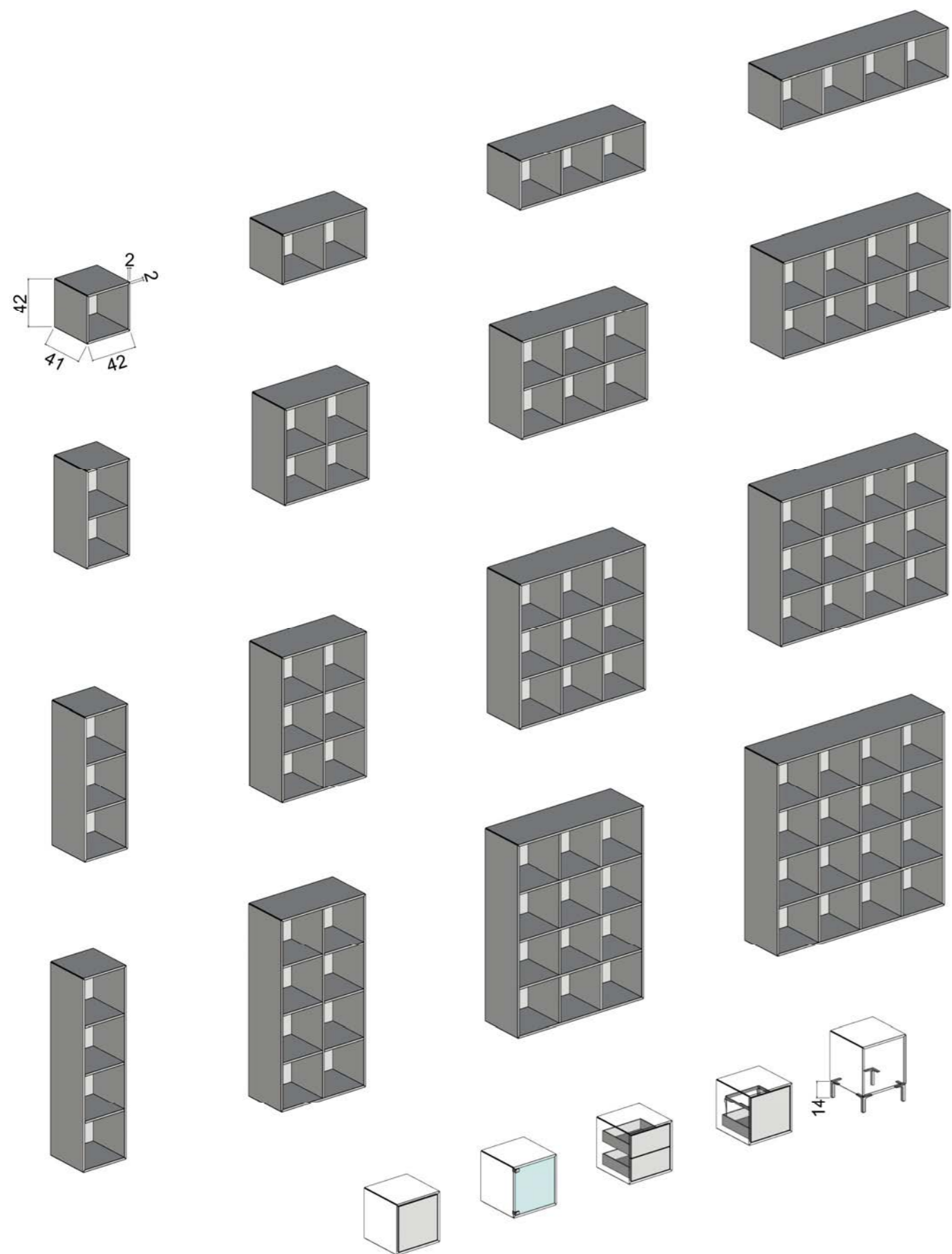
Ante in cristallo - Glass doors



Cristallo trasparente
Clear glass

OASIS





OASIS - Mobili contenitori - Storage cabinets



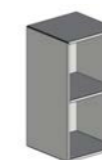
Vano singolo.
Single unit.

Code	Dimension cm	Dimension inches
ZZOASISCBN1000	42x41x42h	16 ¹ / ₂ x 16 ¹ / ₈ x 16 ¹ / ₂ h



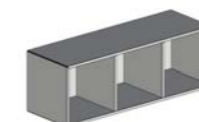
Composizione a 2 vani orizzontali.
Composition with 2 horizontal units.

Code	Dimension cm	Dimension inches
ZZOASISCBN1001	83x41x42h	32 ¹ / ₈ x 16 ¹ / ₈ x 16 ¹ / ₂ h



Composizione a 2 vani verticali.
Composition with 2 vertical units.

Code	Dimension cm	Dimension inches
ZZOASISCBN1002	42x41x83h	16 ¹ / ₂ x 16 ¹ / ₈ x 32 ¹ / ₈ h




Composizione a 3 vani orizzontali.
Composition with 3 horizontal units.

Code	Dimension cm	Dimension inches
ZZOASISCBN1003	123x41x42h	48 ¹ / ₂ x 16 ¹ / ₈ x 16 ¹ / ₂ h



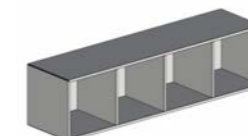
Composizione a 3 vani verticali.
Composition with 3 vertical units.

Code	Dimension cm	Dimension inches
ZZOASISCBN1004	42x41x123h	16 ¹ / ₂ x 16 ¹ / ₈ x 48 ¹ / ₂ h



Composizione a 4 vani.
Composition with 4 units.

Code	Dimension cm	Dimension inches
ZZOASISCBN1005	83x41x83h	32 ¹ / ₈ x 16 ¹ / ₈ x 32 ¹ / ₈ h



Composizione a 4 vani orizzontali.
Composition with 4 horizontal units.

Code	Dimension cm	Dimension inches
ZZOASISCBN1006	163,5x41x42h	64 ¹ / ₈ x 16 ¹ / ₈ x 16 ¹ / ₂ h

OASIS - Mobili contenitori - Storage cabinets



Composizione a 4 vani verticali.
Composition with 4 vertical units.

Code	Dimension cm	Dimension inches
ZZOASISCBN1007	42x41x163,5h	16 ¹ / ₂ x 16 ¹ / ₈ x 64 ³ / ₈ h




Composizione a 6 vani orizzontali.
Composition with 6 horizontal units.

Code	Dimension cm	Dimension inches
ZZOASISCBN1008	123x41x83h	48 ¹ / ₂ x 16 ¹ / ₈ x 32 ¹ / ₈ h



Composizione a 6 vani verticali.
Composition with 6 vertical units.

Code	Dimension cm	Dimension inches
ZZOASISCBN1009	83x41x123h	32 ¹ / ₈ x 16 ¹ / ₈ x 48 ¹ / ₂ h



Composizione a 8 vani orizzontali.
Composition with 8 horizontal units.


Code	Dimension cm	Dimension inches
ZZOASISCBN1010	163,5x41x83h	64 ³ / ₈ x 16 ¹ / ₈ x 32 ¹ / ₈ h



Composizione a 8 vani verticali.
Composition with 8 vertical units.


Code	Dimension cm	Dimension inches
ZZOASISCBN1011	83x41x163,5h	32 ¹ / ₈ x 16 ¹ / ₈ x 64 ³ / ₈ h

OASIS - Mobili contenitori - Storage cabinets




Composizione a 9 vani.
Composition with 9 units.

Code	Dimension cm	Dimension inches
ZZOASISCBN1012	123x41x123h	48 ¹ / ₂ x 16 ¹ / ₈ x 48 ¹ / ₂ h




Composizione a 12 vani orizzontali.
Composition with 12 horizontal units.

Code	Dimension cm	Dimension inches
ZZOASISCBN1013	163,5x41x123h	64 ³ / ₈ x 16 ¹ / ₈ x 48 ¹ / ₂ h




Composizione a 12 vani verticali.
Composition with 12 vertical units.

Code	Dimension cm	Dimension inches
ZZOASISCBN1014	123x41x163,5h	48 ¹ / ₂ x 16 ¹ / ₈ x 64 ³ / ₈ h



Composizione a 16 vani.
Composition with 16 units.

Code	Dimension cm	Dimension inches
ZZOASISCBN1015	163,5x41x163,5h	64 ³ / ₈ x 16 ¹ / ₈ x 64 ³ / ₈ h



Anta destra o sinistra in melaminico con apertura push & pull.
Right or left melamine door with push & pull opening.

Code
ZZOASISCBN1016

OASIS - Mobili contenitori - Storage cabinets



Anta destra o sinistra in cristallo con apertura push & pull.
Right or left glass door with push & pull opening.

Code
ZZOASISCBN1017



Due cassetti in melaminico con apertura push & pull.
Two melamine drawers with push & pull opening.

Code
ZZOASISCBN1018



Un classificatore in melaminico con apertura push & pull.
One melamine file drawer with push & pull opening.

Code
ZZOASISCBN1019




Kit di 4 piedini in alluminio anodizzato.
Kit of 4 anodized aluminum feet.

Code	Dimension cm	Dimension inches
ZZOASISCBN1020	14h	5 ¹ / ₂ h


BASIC



Maniglia - Handle



BASIC - Mobili contenitori - Storage cabinets



Contenitore a giorno con un ripiano. Adatto ad essere sovrapposto ad altri elementi.
Open cabinet with one shelf. Suitable to be superimposed on other elements.

Code	Dimension cm	Dimension inches
ZZBASICCBN2000	40x46x82h	15 ³ / ₄ x 18 ¹ / ₈ x 32 ¹ / ₄ h



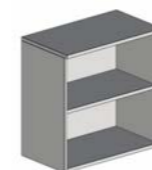
Contenitore con un'anta in melaminico con serratura e con un ripiano. Adatto ad essere sovrapposto ad altri elementi.
Cabinet with one melamine door with lock and with one shelf. Suitable to be superimposed on other elements.

Code	Dimension cm	Dimension inches
ZZBASICCBN2001	40x46x82h	15 ³ / ₄ x 18 ¹ / ₈ x 32 ¹ / ₄ h



Contenitore con un'anta in vetro con un ripiano. Adatto ad essere sovrapposto ad altri elementi.
Cabinet with one glass door and with one shelf. Suitable to be superimposed on other elements.

Code	Dimension cm	Dimension inches
ZZBASICCBN2002	40x46x82h	15 ³ / ₄ x 18 ¹ / ₈ x 32 ¹ / ₄ h



Contenitore a giorno con un ripiano. Adatto ad essere sovrapposto ad altri elementi.
Open cabinet with one shelf. Suitable to be superimposed on other elements.

Code	Dimension cm	Dimension inches
ZZBASICCBN2003	80x46x82h	31 ¹ / ₂ x 18 ¹ / ₈ x 32 ¹ / ₄ h



Contenitore con due ante in melaminico con serratura e con un ripiano. Adatto ad essere sovrapposto ad altri elementi.
Cabinet with two melamine doors with lock and with one shelf. Suitable to be superimposed on other elements.

Code	Dimension cm	Dimension inches
ZZBASICCBN2004	80x46x82h	31 ¹ / ₂ x 18 ¹ / ₈ x 32 ¹ / ₄ h



Contenitore con due ante in vetro e con un ripiano. Adatto ad essere sovrapposto ad altri elementi.
Cabinet with two glass doors and with one shelf. Suitable to be superimposed on other elements.

Code	Dimension cm	Dimension inches
ZZBASICCBN2005	80x46x82h	31 ¹ / ₂ x 18 ¹ / ₈ x 32 ¹ / ₄ h



Contenitore con due classificatori in melaminico.
Cabinet with two melamine file drawers.

Code	Dimension cm	Dimension inches
ZZBASICCBN2006	80x46x82h	31 ¹ / ₂ x 18 ¹ / ₈ x 32 ¹ / ₄ h

BASIC - Mobili contenitori - Storage cabinets



Contenitore con due cassetti e un classificatore in melaminico.
Cabinet with two drawers and one file drawer in melamine.

Code	Dimension cm	Dimension inches
ZZBASICCBN2007	80x46x82h	31"½ x 18"⅙ x 32"¼h



Contenitore con quattro cassetti in melaminico.
Cabinet with four melamine drawers.

Code	Dimension cm	Dimension inches
ZZBASICCBN2008	80x46x82h	31"½ x 18"⅙ x 32"¼h



Contenitore a giorno con due ripiani. Adatto ad essere sovrapposto ad altri elementi.
Open cabinet with two shelves. Suitable to be superimposed on other elements.

Code	Dimension cm	Dimension inches
ZZBASICCBN2100	40x46x121h	15"¾ x 18"⅙ x 47"⅝h




Contenitore con un'anta in melaminico con serratura e con due ripiani. Adatto ad essere sovrapposto ad altri elementi.
Cabinet with one melamine door with lock and with two shelves. Suitable to be superimposed on other elements.

Code	Dimension cm	Dimension inches
ZZBASICCBN2101	40x46x121h	15"¾ x 18"⅙ x 47"⅝h



Contenitore con un'anta in vetro con due ripiani. Adatto ad essere sovrapposto ad altri elementi.
Cabinet with one glass door and with two shelves. Suitable to be superimposed on other elements.

Code	Dimension cm	Dimension inches
ZZBASICCBN2102	40x46x121h	15"¾ x 18"⅙ x 47"⅝h



Contenitore a giorno con due ripiani. Adatto ad essere sovrapposto ad altri elementi.
Open cabinet with two shelves. Suitable to be superimposed on other elements.

Code	Dimension cm	Dimension inches
ZZBASICCBN2103	80x46x121h	31"½ x 18"⅙ x 47"⅝h

BASIC - Mobili contenitori - Storage cabinets




Contenitore con due ante in melaminico con serratura e con due ripiani. Adatto ad essere sovrapposto ad altri elementi.
Cabinet with two melamine doors with lock and with two shelves. Suitable to be superimposed on other elements.

Code	Dimension cm	Dimension inches
ZZBASICCBN2104	80x46x121h	31"½ x 18"⅙ x 47"⅝h




Contenitore con due ante in vetro e con due ripiani. Adatto ad essere sovrapposto ad altri elementi.
Cabinet with two glass doors and with two shelves. Suitable to be superimposed on other elements.

Code	Dimension cm	Dimension inches
ZZBASICCBN2105	80x46x121h	31"½ x 18"⅙ x 47"⅝h



Contenitore a giorno con tre ripiani. Adatto ad essere sovrapposto ad altri elementi.
Open cabinet with three shelves. Suitable to be superimposed on other elements.

Code	Dimension cm	Dimension inches
ZZBASICCBN2200	40x46x164h	15"¾ x 18"⅙ x 64"½h



Contenitore con un'anta in melaminico con serratura e con tre ripiani. Adatto ad essere sovrapposto ad altri elementi.
Cabinet with one melamine door with lock and with three shelves. Suitable to be superimposed on other elements.


Code	Dimension cm	Dimension inches
ZZBASICCBN2201	40x46x164h	15"¾ x 18"⅙ x 64"½h



Contenitore a giorno con tre ripiani. Adatto ad essere sovrapposto ad altri elementi.
Open cabinet with three shelves. Suitable to be superimposed on other elements.

Code	Dimension cm	Dimension inches
ZZBASICCBN2202	80x46x164h	31"½ x 18"⅙ x 64"½h

BASIC - Mobili contenitori - Storage cabinets



Contenitore con due ante in melaminico con serratura e con tre ripiani. Adatto ad essere sovrapposto ad altri elementi.
Cabinet with two melamine doors with lock and with three shelves. Suitable to be superimposed on other elements.

Code	Dimension cm	Dimension inches
ZZBASICCBN2203	80x46x164h	31"½ x 18"⅝ x 64"½h



Contenitore a giorno con quattro ripiani. Adatto ad essere sovrapposto ad altri elementi.
Open cabinet with four shelves. Suitable to be superimposed on other elements.

Code	Dimension cm	Dimension inches
ZZBASICCBN2300	40x46x203h	15"¾ x 18"⅝ x 79"⅞h



Contenitore con un'anta in melaminico con serratura e con quattro ripiani. Adatto ad essere sovrapposto ad altri elementi.
Cabinet with one melamine door with lock and with four shelves. Suitable to be superimposed on other elements.

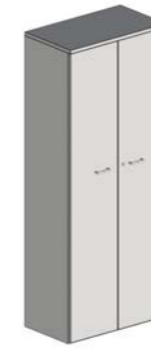
Code	Dimension cm	Dimension inches
ZZBASICCBN2301	40x46x203h	15"¾ x 18"⅝ x 79"⅞h



Contenitore a giorno con quattro ripiani. Adatto ad essere sovrapposto ad altri elementi.
Open cabinet with four shelves. Suitable to be superimposed on other elements.

Code	Dimension cm	Dimension inches
ZZBASICCBN2302	80x46x203h	31"½ x 18"⅝ x 79"⅞h

BASIC - Mobili contenitori - Storage cabinets




Contenitore con due ante in melaminico con serratura e con quattro ripiani. Adatto ad essere sovrapposto ad altri elementi.
Cabinet with two melamine doors with lock and with four shelves. Suitable to be superimposed on other elements.

Code	Dimension cm	Dimension inches
ZZBASICCBN2303	80x46x203h	31"½ x 18"⅝ x 79"⅞h

SQUAD



Maniglia - Handle



SQUAD - Mobili contenitori - Storage cabinets



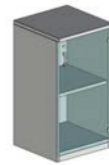
Contenitore a giorno con un ripiano.
Open cabinet with one shelf.

Code	Dimension cm	Dimension inches
ZZSQUADCBN4000	45x46x85h	17 ³ / ₄ x 18 ¹ / ₈ x 33 ¹ / ₂ h



Contenitore con un'anta in melaminico con serratura e con un ripiano.
Cabinet with one melamine door with lock and with one shelf.

Code	Dimension cm	Dimension inches
ZZSQUADCBN4001	45x46x85h	17 ³ / ₄ x 18 ¹ / ₈ x 33 ¹ / ₂ h



Contenitore con un'anta in vetro con serratura e con un ripiano.
Cabinet with one glass door with lock and with one shelf.

Code	Dimension cm	Dimension inches
ZZSQUADCBN4002	45x46x85h	17 ³ / ₄ x 18 ¹ / ₈ x 33 ¹ / ₂ h



Contenitore con due classificatori in melaminico.
Cabinet with two melamine file drawers.

Code	Dimension cm	Dimension inches
ZZSQUADCBN4003	45x46x85h	17 ³ / ₄ x 18 ¹ / ₈ x 33 ¹ / ₂ h



Contenitore con due cassetti e un classificatore in melaminico.
Cabinet with two drawers and one file drawer in melamine.

Code	Dimension cm	Dimension inches
ZZSQUADCBN4004	45x46x85h	17 ³ / ₄ x 18 ¹ / ₈ x 33 ¹ / ₂ h



Contenitore con quattro cassetti in melaminico.
Cabinet with four melamine drawers.

Code	Dimension cm	Dimension inches
ZZSQUADCBN4005	45x46x85h	17 ³ / ₄ x 18 ¹ / ₈ x 33 ¹ / ₂ h



Contenitore a giorno con un ripiano.
Open cabinet with one shelf.

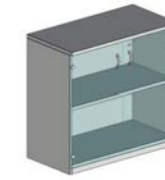
Code	Dimension cm	Dimension inches
ZZSQUADCBN4006	90x46x85h	35 ¹ / ₂ x 18 ¹ / ₈ x 33 ¹ / ₂ h

SQUAD - Mobili contenitori - Storage cabinets



Contenitore con due ante in melaminico con serratura e con un ripiano.
Cabinet with two melamine doors with lock and with one shelf.

Code	Dimension cm	Dimension inches
ZZSQUADCBN4007	90x46x85h	35 ¹ / ₂ x 18 ¹ / ₈ x 33 ¹ / ₂ h



Contenitore con due ante in vetro con serratura e con un ripiano.
Cabinet with two glass doors with lock and with one shelf.

Code	Dimension cm	Dimension inches
ZZSQUADCBN4008	90x46x85h	35 ¹ / ₂ x 18 ¹ / ₈ x 33 ¹ / ₂ h



Contenitore con due classificatori in melaminico.
Cabinet with two melamine file drawers.

Code	Dimension cm	Dimension inches
ZZSQUADCBN4009	90x46x85h	35 ¹ / ₂ x 18 ¹ / ₈ x 33 ¹ / ₂ h



Contenitore con due cassetti e un classificatore in melaminico.
Cabinet with two drawers and one file drawer in melamine.

Code	Dimension cm	Dimension inches
ZZSQUADCBN4010	90x46x85h	35 ¹ / ₂ x 18 ¹ / ₈ x 33 ¹ / ₂ h




Contenitore con quattro cassetti in melaminico.
Cabinet with four melamine drawers.

Code	Dimension cm	Dimension inches
ZZSQUADCBN4011	90x46x85h	35 ¹ / ₂ x 18 ¹ / ₈ x 33 ¹ / ₂ h



Contenitore a giorno con due ripiani.
Open cabinet with two shelves.

Code	Dimension cm	Dimension inches
ZZSQUADCBN4100	45x46x125h	17 ³ / ₄ x 18 ¹ / ₈ x 49 ¹ / ₄ h



Contenitore con un'anta in melaminico con serratura e con due ripiani.
Cabinet with one melamine door with lock and with two shelves.


Code	Dimension cm	Dimension inches
ZZSQUADCBN4101	45x46x125h	17 ³ / ₄ x 18 ¹ / ₈ x 49 ¹ / ₄ h

SQUAD - Mobili contenitori - Storage cabinets



Contenitore con un'anta in vetro con serratura e con due ripiani.
Cabinet with one glass door with lock and with two shelves.

Code	Dimension cm	Dimension inches
ZZSQUADCBN4102	45x46x125h	17 ³ / ₄ x 18 ¹ / ₈ x 49 ¹ / ₄ h



Contenitore a giorno con due ripiani.
Open cabinet with two shelves.

Code	Dimension cm	Dimension inches
ZZSQUADCBN4103	90x46x125h	35 ¹ / ₂ x 18 ¹ / ₈ x 49 ¹ / ₄ h



Contenitore con due ante in melaminico con serratura e con due ripiani.
Cabinet with two melamine doors with lock and with two shelves.

Code	Dimension cm	Dimension inches
ZZSQUADCBN4104	90x46x125h	35 ¹ / ₂ x 18 ¹ / ₈ x 49 ¹ / ₄ h



Contenitore con due ante in vetro con serratura e con due ripiani.
Cabinet with two glass doors with lock and with two shelves.

Code	Dimension cm	Dimension inches
ZZSQUADCBN4105	90x46x125h	35 ¹ / ₂ x 18 ¹ / ₈ x 49 ¹ / ₄ h



Contenitore a giorno con quattro ripiani.
Open cabinet with four shelves.

Code	Dimension cm	Dimension inches
ZZSQUADCBN4200	45x46x204h	17 ³ / ₄ x 18 ¹ / ₈ x 80 ³ / ₈ h

SQUAD - Mobili contenitori - Storage cabinets



Contenitore con un'anta in melaminico con serratura e con quattro ripiani.
Cabinet with one melamine door with lock and with four shelves.

Code	Dimension cm	Dimension inches
ZZSQUADCBN4201	45x46x204h	17 ³ / ₄ x 18 ¹ / ₈ x 80 ³ / ₈ h



Contenitore a giorno con quattro ripiani.
Open cabinet with four shelves.

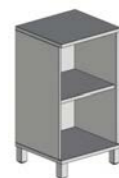
Code	Dimension cm	Dimension inches
ZZSQUADCBN4202	90x46x204h	35 ¹ / ₂ x 18 ¹ / ₈ x 80 ³ / ₈ h



Contenitore con due ante in melaminico con serratura e con quattro ripiani.
Cabinet with two melamine doors with lock and with four shelves.

Code	Dimension cm	Dimension inches
ZZSQUADCBN4203	90x46x204h	35 ¹ / ₂ x 18 ¹ / ₈ x 80 ³ / ₈ h

MAJOR - Mobili contenitori - Storage cabinets



Contenitore a giorno con un ripiano.
Open cabinet with one shelf.

Code	Dimension cm	Dimension inches
ZZMAJORCBN3000	50x46x94h	19 ¹ / ₈ x 18 ¹ / ₈ x 37" h
Con piedini - With feet		
ZZMAJORCBN3001	50x46x83h	19 ¹ / ₈ x 18 ¹ / ₈ x 32 ¹ / ₈ " h
Senza piedini - Without feet		



Contenitore con un'anta in melaminico con serratura e con un ripiano.
Cabinet with one melamine door with lock and with one shelf.

Code	Dimension cm	Dimension inches
ZZMAJORCBN3002	50x46x94h	19 ¹ / ₈ x 18 ¹ / ₈ x 37" h
Con piedini - With feet		
ZZMAJORCBN3003	50x46x83h	19 ¹ / ₈ x 18 ¹ / ₈ x 32 ¹ / ₈ " h
Senza piedini - Without feet		



Contenitore con due classificatori in melaminico.
Cabinet with two melamine file drawers.

Code	Dimension cm	Dimension inches
ZZMAJORCBN3004	50x46x94h	19 ¹ / ₈ x 18 ¹ / ₈ x 37" h



Contenitore con quattro cassetti in melaminico.
Cabinet with four melamine drawers.

Code	Dimension cm	Dimension inches
ZZMAJORCBN3005	50x46x94h	19 ¹ / ₈ x 18 ¹ / ₈ x 37" h



Contenitore a giorno con un ripiano.
Open cabinet with one shelf.

Code	Dimension cm	Dimension inches
ZZMAJORCBN3006	100x46x94h	39 ¹ / ₈ x 18 ¹ / ₈ x 37" h
Con piedini - With feet		
ZZMAJORCBN3007	100x46x83h	39 ¹ / ₈ x 18 ¹ / ₈ x 32 ¹ / ₈ " h
Senza piedini - Without feet		



Contenitore con due ante in melaminico con serratura e con un ripiano.
Cabinet with two melamine doors with lock and with one shelf.

Code	Dimension cm	Dimension inches
ZZMAJORCBN3008	100x46x94h	39 ¹ / ₈ x 18 ¹ / ₈ x 37" h
Con piedini - With feet		
ZZMAJORCBN3009	100x46x83h	39 ¹ / ₈ x 18 ¹ / ₈ x 32 ¹ / ₈ " h
Senza piedini - Without feet		

MAJOR - Mobili contenitori - Storage cabinets



Contenitore con due classificatori in melaminico.
Cabinet with two melamine file drawers.

Code	Dimension cm	Dimension inches
ZZMAJORCBN3010	100x46x94h	39 ¹ / ₈ x 18 ¹ / ₈ x 37" h



Contenitore con quattro cassetti in melaminico.
Cabinet with four melamine drawers.

Code	Dimension cm	Dimension inches
ZZMAJORCBN3011	100x46x94h	39 ¹ / ₈ x 18 ¹ / ₈ x 37" h



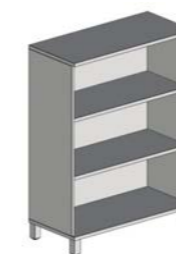
Contenitore a giorno con due ripiani.
Open cabinet with two shelves.

Code	Dimension cm	Dimension inches
ZZMAJORCBN3100	50x46x134h	19 ¹ / ₈ x 18 ¹ / ₈ x 52 ¹ / ₄ " h
Con piedini - With feet		
ZZMAJORCBN3101	50x46x123h	19 ¹ / ₈ x 18 ¹ / ₈ x 48 ¹ / ₂ " h
Senza piedini - Without feet		



Contenitore con un'anta in melaminico con serratura e con due ripiani.
Cabinet with one melamine door with lock and with two shelves.

Code	Dimension cm	Dimension inches
ZZMAJORCBN3102	50x46x134h	19 ¹ / ₈ x 18 ¹ / ₈ x 52 ¹ / ₄ " h
Con piedini - With feet		
ZZMAJORCBN3103	50x46x123h	19 ¹ / ₈ x 18 ¹ / ₈ x 48 ¹ / ₂ " h
Senza piedini - Without feet		



Contenitore a giorno con due ripiani.
Open cabinet with two shelves.

Code	Dimension cm	Dimension inches
ZZMAJORCBN3104	100x46x134h	39 ¹ / ₈ x 18 ¹ / ₈ x 52 ¹ / ₄ " h
Con piedini - With feet		
ZZMAJORCBN3105	100x46x123h	39 ¹ / ₈ x 18 ¹ / ₈ x 48 ¹ / ₂ " h
Senza piedini - Without feet		



Contenitore con due ante in melaminico con serratura e con due ripiani.
Cabinet with two melamine doors with lock and with two shelves.

Code	Dimension cm	Dimension inches
ZZMAJORCBN3106	100x46x134h	39 ¹ / ₈ x 18 ¹ / ₈ x 52 ¹ / ₄ " h
Con piedini - With feet		
ZZMAJORCBN3107	100x46x123h	39 ¹ / ₈ x 18 ¹ / ₈ x 48 ¹ / ₂ " h
Senza piedini - Without feet		

MAJOR - Mobili contenitori - Storage cabinets




Contenitore a giorno con tre ripiani.
Open cabinet with three shelves.

Code	Dimension cm	Dimension inches
ZZMAJORCBN3200	50x46x174h	19 ¹ / ₈ x 18 ¹ / ₈ x 68 ¹ / ₂ h
Con piedini - With feet		
ZZMAJORCBN3201	50x46x163h	19 ¹ / ₈ x 18 ¹ / ₈ x 64 ¹ / ₄ h
Senza piedini - Without feet		




Contenitore con un'anta in melaminico con serratura e con tre ripiani.
Cabinet with one melamine door with lock and with three shelves.

Code	Dimension cm	Dimension inches
ZZMAJORCBN3202	50x46x174h	19 ¹ / ₈ x 18 ¹ / ₈ x 68 ¹ / ₂ h
Con piedini - With feet		
ZZMAJORCBN3203	50x46x163h	19 ¹ / ₈ x 18 ¹ / ₈ x 64 ¹ / ₄ h
Senza piedini - Without feet		



Contenitore a giorno con tre ripiani.
Open cabinet with three shelves.

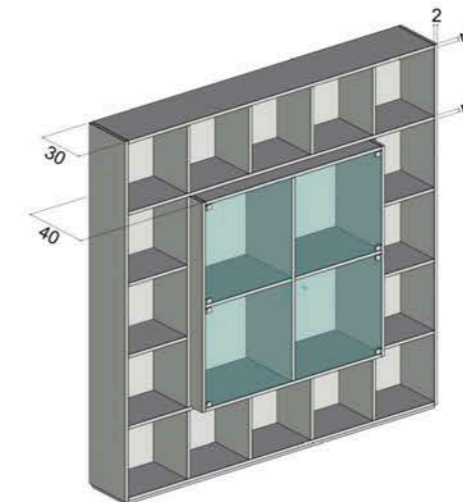
Code	Dimension cm	Dimension inches
ZZMAJORCBN3204	100x46x174h	39 ¹ / ₈ x 18 ¹ / ₈ x 68 ¹ / ₂ h
Con piedini - With feet		
ZZMAJORCBN3205	100x46x163h	39 ¹ / ₈ x 18 ¹ / ₈ x 64 ¹ / ₄ h
Senza piedini - Without feet		



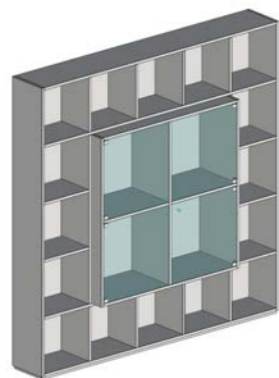
Contenitore con due ante in melaminico con serratura e con tre ripiani.
Cabinet with two melamine doors with lock and with three shelves.

Code	Dimension cm	Dimension inches
ZZMAJORCBN3206	100x46x174h	39 ¹ / ₈ x 18 ¹ / ₈ x 68 ¹ / ₂ h
Con piedini - With feet		
ZZMAJORCBN3207	100x46x163h	39 ¹ / ₈ x 18 ¹ / ₈ x 64 ¹ / ₄ h
Senza piedini - Without feet		

OPEN



OPEN - Mobili contenitori - Storage cabinets



Mobile con vani a giorno e quattro ante in cristallo.
Cabinet with open units and four glass doors.

Code	Dimension cm	Dimension inches
ZZOPENNCBN5000	200x30/ 40x202h	78" ³ / ₄ x 11" ³ / ₄ -15" ³ / ₄ x 79" ¹ / ₂ h

**BANCONE RECEPTION
RECEPTION COUNTER**

PASSAGE

Il bancone reception è realizzato in truciolare nobilitato con spessori di 60 mm ed è disponibile con due tipologie di finiture per la parte di appoggio del pubblico: in cuoietto oppure in vetro sabbia con strisce trasparenti. Naturalmente è adattabile alle esigenze di dimensione del cliente.

The reception counter is made of melamine coated chipboard with thicknesses of 60 mm and is available with two types of finishes for the public contact area: in saddle leather or in sandblasted glass with transparent strips. Of course it is adaptable to the size needs of the customer.



Finiture disponibili - Finishes available


Melaminico - Melamine



Rovere Bianco LK84
White Oak LK84



Rovere Grigio LG18
Grey Oak LG18



Rovere Spessart LM76
Oak Spessart LM76

Cuoietto - Saddle leather



CS 950



CS 956



CS 957



CS 955



CS 953



CS 954



CS 952



CS 951

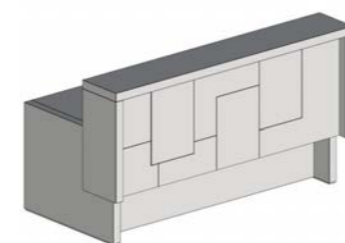


CS 958

Vetro sabbia con strisce trasparenti - Sandblasted glass with transparent strips




PASSAGE - Bancone reception - Reception counter



Bancone reception in melaminico con piano di lavoro ad altezza 74 cm. Piano di appoggio lato pubblico in melaminico con fronte rivestito in cuoietto.
Reception counter in melamine with worktop at a height of 74 cm. Public side top in melamine with front covered in saddle leather.

Code	Dimension cm	Dimension inches
ZZPASSAGERECE01	200x100x74/109h	78 ³ / ₄ x 39 ³ / ₈ x 29 ¹ / ₈ -42 ¹ / ₈ h




Bancone reception in melaminico con piano di lavoro ad altezza 74 cm. Piano di appoggio lato pubblico in melaminico con fronte in vetro temperato sabbia decorato con strisce trasparenti.
Reception counter in melamine with worktop at a height of 74 cm. Public side top in melamine with front in sandblasted tempered glass decorated with transparent strips.


Code	Dimension cm	Dimension inches
ZZPASSAGERECE02	200x100x74/109h	78 ³ / ₄ x 39 ³ / ₈ x 29 ¹ / ₈ -42 ¹ / ₈ h

**PARETI ATTREZZATE
EQUIPPED PARTITION**

EQUIPE



Maniglia - Handle



Caratteristiche e finiture disponibili - Features and finishes available


Le pareti attrezzate vengono assemblate presso la destinazione finale e quindi sono spedite smontate. Sono disponibili moduli di due larghezze (45 cm e 90 cm) e 3 range di altezze (214-255 cm, 255-297 cm e 297-339 cm). La struttura (base, fianchi, top e schienale), così come le ante ed i frontali dei cassetti sono realizzati in truciolare nobilitato con spessori da 18 mm a 25 mm e sono dotati di una serie di fori per consentire l'alloggio dei reggi-ripiani. I ripiani, riposizionabili, sono in pannello truciolare nobilitato o in metallo verniciato. Le cerniere sono in metallo nichelato con molla di richiamo e sistema di montaggio rapido mentre i piedini sono regolabili in altezza.

The equipped partitions are assembled at the final destination and are then shipped disassembled. Modules are available in two widths (45 cm and 90 cm) and 3 ranges of heights (214-255 cm, 255-297 cm and 297-339 cm). The structure (base, sides, top and backrest), as well as the doors and the fronts of the drawers are made of melamine coated chipboard with thicknesses from 18 mm to 25 mm and are equipped with a series of holes to allow accommodation of the shelf supports. The repositionable shelves are in melamine coated chipboard panel or in epoxy powder painted metal sheet. The hinges are in nickel-plated metal with return spring and quick assembly system while the feet are adjustable in height.


Strutture, ante e frontali dei cassetti in melaminico - Structures, doors and drawer fronts in melamine



Lino FA41
Linen FA41




Noce Chiaro LM01
Light Walnut LM01



Rovere Grigio LG18
Grey Oak LG18



Rovere Bianco LK84
White Oak LK84



Noce Canaletto LN83
Black Walnut LN83




Rovere Spessart LM76
Oak Spessart LM76




Rovere Magister LK97
Oak Magister LK97




Frassino S001
Ash S001




Bianco B007
White B007




Grigio U110
Grey U110



Nero U129
Black U129




Avorio U100
Ivory U100



Grafite UB08
Graphite UB08


EQUIPE - Parete attrezzata - Equipped partition



Elemento L 45 cm composto da basamento, spalla laterale, schienale, due ripiani fissi, pannello superiore di tamponamento ed una anta con serratura.

Element W 45 cm composed of base, side panel, backrest, two fixed shelves, upper filling panel and a door with lock.

Code	Dimension cm	Dimension inches
ZZEQUIPEPRT6000	45x48x214-255h	17 ³ / ₈ x 18 ⁷ / ₈ x 84 ¹ / ₄ -100 ³ / ₈ h
ZZEQUIPEPRT6002	45x48x255-297h	17 ³ / ₈ x 18 ⁷ / ₈ x 100 ³ / ₈ -116 ⁷ / ₈ h
ZZEQUIPEPRT6004	45x48x297-339h	17 ³ / ₈ x 18 ⁷ / ₈ x 116 ⁷ / ₈ -133 ¹ / ₂ h



Elemento L 90 cm composto da basamento, spalla laterale, schienale, due ripiani fissi, pannello superiore di tamponamento e due ante con serratura.

Element W 90 cm composed of base, side panel, backrest, two fixed shelves, upper filling panel and two doors with lock.

Code	Dimension cm	Dimension inches
ZZEQUIPEPRT6001	90x48x214-255h	35 ¹ / ₂ x 18 ⁷ / ₈ x 84 ¹ / ₄ -100 ³ / ₈ h
ZZEQUIPEPRT6003	90x48x255-297h	35 ¹ / ₂ x 18 ⁷ / ₈ x 100 ³ / ₈ -116 ⁷ / ₈ h
ZZEQUIPEPRT6005	90x48x297-339h	35 ¹ / ₂ x 18 ⁷ / ₈ x 116 ⁷ / ₈ -133 ¹ / ₂ h



Spalla laterale di chiusura della parete.
Side panel for wall closing.

Code	Altezza cm	Height inches
ZZEQUIPEPRT6010	214-255h	84 ¹ / ₄ -100 ³ / ₈ h
ZZEQUIPEPRT6011	255-297h	100 ³ / ₈ -116 ⁷ / ₈ h
ZZEQUIPEPRT6012	297-339h	116 ⁷ / ₈ -133 ¹ / ₂ h



Supplemento di prezzo per inserimento di un anta con serratura per parte bassa di un elemento L 45 cm.

Price surcharge for inserting a door with lock for the lower part of an element W 45 cm.

Code
ZZEQUIPEPRT6013



Supplemento di prezzo per inserimento di due ante con serratura per parte bassa di un elemento L 90 cm.

Price surcharge for inserting two doors with lock for the lower part of an element W 90 cm.

Code
ZZEQUIPEPRT6014

EQUIPE - Parete attrezzata - Equipped partition



Supplemento di prezzo per inserimento di due classificatori per parte bassa di un elemento L 45 cm.
Price surcharge for inserting two file drawers for the lower part of an element W 45 cm.

Code
ZZEQUIPEPRT6015



Supplemento di prezzo per inserimento di due classificatori per parte bassa di un elemento L 90 cm.
Price surcharge for inserting two file drawers for the lower part of an element W 90 cm.

Code
ZZEQUIPEPRT6016



Supplemento di prezzo per inserimento di due cassetti e un classificatore per parte bassa di un elemento L 45 cm.
Price surcharge for inserting two drawers and one file drawer for the lower part of an element W 45 cm.

Code
ZZEQUIPEPRT6017



Supplemento di prezzo per inserimento di due cassetti e un classificatore per parte bassa di un elemento L 90 cm.
Price surcharge for inserting two drawers and one file drawer for the lower part of an element W 90 cm.

Code
ZZEQUIPEPRT6018



Supplemento di prezzo per inserimento di quattro cassetti per parte bassa di un elemento L 45 cm.
Price surcharge for inserting four drawers for the lower part of an element W 45 cm.

Code
ZZEQUIPEPRT6019

EQUIPE - Parete attrezzata - Equipped partition



Supplemento di prezzo per inserimento di quattro cassetti per parte bassa di un elemento L 90 cm.
Price surcharge for inserting four drawers for the lower part of an element W 90 cm.

Code
ZZEQUIPEPRT6020



Supplemento di prezzo per inserimento di un telaio estraibile per supporto cartelle per elemento L 45 cm.
Price surcharge for inserting an extractable frame for file support for element W 45 cm.

Code
ZZEQUIPEPRT6021



Supplemento di prezzo per inserimento di un telaio estraibile per supporto cartelle per elemento L 90 cm.
Price surcharge for inserting an extractable frame for file support for element W 90 cm.

Code
ZZEQUIPEPRT6022



Ripiano in melaminico per elemento L 45 cm.
Melamine shelf for element W 45 cm.

Code
ZZEQUIPEPRT6006



Ripiano in melaminico per elemento L 90 cm.
Melamine shelf for element W 90 cm.

Code
ZZEQUIPEPRT6007

EQUIPE - Parete attrezzata - Equipped partition



Ripiano in metallo per elemento L 45 cm.
Metal sheet shelf for element W 45 cm.

Code
ZZEQUIPEPRT6008



Ripiano in metallo per elemento L 90 cm.
Metal sheet shelf for element W 90 cm.

Code
ZZEQUIPEPRT6009



Supplemento di prezzo per inserimento di un vano a giorno con due ripiani per parte centrale di un elemento L 45 cm.
Price surcharge for inserting an open compartment with two shelves for the central part of an element W 45 cm.

Code
ZZEQUIPEPRT6023



Supplemento di prezzo per inserimento di un vano a giorno con due ripiani per parte centrale di un elemento L 90 cm.
Price surcharge for inserting an open compartment with two shelves for the central part of an element W 90 cm.


Code
ZZEQUIPEPRT6024



Pannello di tamponamento laterale con larghezza compresa fra 5 e 25 cm.
Side closing panel with a width between 5 and 25 cm.

Code	Altezza cm	Height inches
ZZEQUIPEPRT6025	214-255h	84 ¹ / ₄ -100 ³ / ₈ h
ZZEQUIPEPRT6026	255-297h	100 ³ / ₈ -116 ¹ / ₈ h
ZZEQUIPEPRT6027	297-339h	116 ¹ / ₈ -133 ¹ / ₂ h

EQUIPE - Parete attrezzata - Equipped partition



Pannello di finitura per schienale per parete attrezzata a centro stanza per elemento L 45 cm.
Finishing backrest panel for equipped partition positioned in the center of the room for element W 45 cm.

Code	Altezza cm	Height inches
ZZEQUIPEPRT6028	214-255h	84 ¹ / ₄ -100 ³ / ₈ h
ZZEQUIPEPRT6030	255-297h	100 ³ / ₈ -116 ¹ / ₈ h
ZZEQUIPEPRT6032	297-339h	116 ¹ / ₈ -133 ¹ / ₂ h



Pannello di finitura per schienale per parete attrezzata a centro stanza per elemento L 90 cm.
Finishing backrest panel for equipped partition positioned in the center of the room for element W 90 cm.

Code	Altezza cm	Height inches
ZZEQUIPEPRT6029	214-255h	84 ¹ / ₄ -100 ³ / ₈ h
ZZEQUIPEPRT6031	255-297h	100 ³ / ₈ -116 ¹ / ₈ h
ZZEQUIPEPRT6033	297-339h	116 ¹ / ₈ -133 ¹ / ₂ h

**PARETI DIVISORIE
PARTITION WALLS**

Caratteristiche e finiture disponibili per TUTTE le pareti divisorie - Features and finishes available for ALL partition walls

La struttura di tutte le tipologie di parete divisoria è costituita da profili di alluminio estruso con 4 spessori diversi e disponibile in finitura anodizzata naturale oppure verniciato in colore bianco (RAL 9010) o nero (RAL 9005). Essa è costituita da una traversa superiore ed una inferiore che vengono fissate a soffitto e pavimento rispettivamente, oltre a dei montanti verticali che assicurano la stabilità della struttura stessa. Delle guarnizioni in morbido PVC sono poste lungo tutto il perimetro della struttura, per garantire la tenuta acustica.

I pannelli di chiusura delle strutture sono disponibili in due tipologie:

- pannello melaminico singolo o doppio;
- vetro laminato con interposto un film fonoassorbente in PVB o vetro temperato. Disponibili singoli o doppi e con finitura trasparente oppure sabbata.

In base al tipo e numero di pannelli, il potere fonoassorbente della parete divisoria cambia in maniera sensibile.

La stessa tipologia di pannellatura è disponibile anche per i diversi moduli porta a battente o scorrevole.

I prezzi di seguito riportati sono in Euro/mq. e sono indicativi. Per una valutazione corretta e definitiva sarà necessario uno sviluppo dimensionale e economico del progetto da parte del nostro ufficio tecnico.

The structure of all types of dividing wall is made up of extruded aluminum profiles with 4 different thicknesses and available in natural anodized finish or painted in white (RAL 9010) or black (RAL 9005). It consists of an upper and a lower crossbar which are fixed to the ceiling and floor respectively, as well as vertical uprights which ensure the stability of the structure itself. Soft PVC gaskets are placed along the entire perimeter of the structure, to ensure acoustic sealing.

The closing panels of the structures are available in two types:

- single or double melamine panel;
- laminated glass with a PVB sound-absorbing film interposed or tempered glass. Available single or double and with clear or sandblasted finish.

Depending on the type and number of panels, the sound-absorbing power of the partition wall changes significantly.


The same type of paneling is also available for the different swing or sliding door modules.

The prices listed below are in Euro/sqm. and are indicative. For a correct and definitive evaluation it will be necessary a dimensional and economic development of the project by our technical department.


Pannelli in melaminico - Melamine panels



Lino FA41
Linen FA41




Noce Chiaro LM01
Light Walnut LM01



Rovere Grigio LG18
Grey Oak LG18



Rovere Bianco LK84
White Oak LK84



Noce Canaletto LN83
Black Walnut LN83




Rovere Spessart LM76
Oak Spessart LM76




Rovere Magister LK97
Oak Magister LK97




Frassino S001
Ash S001




Bianco B007
White B007




Grigio U110
Grey U110



Nero U129
Black U129



Avorio U100
Ivory U100



Grafite UB08
Graphite UB08

Vetro - Glass



Vetro trasparente
Clear glass



Vetro satinato
Sandblasted glass

Profili - Profiles



Alluminio anodizzato naturale
Natural anodized aluminum



Bianco (RAL 9010)
White (RAL 9010)



Nero (RAL 9005)
White (RAL 9005)


Maniglie disponibili per moduli porta a battente - Available handles for swing door modules



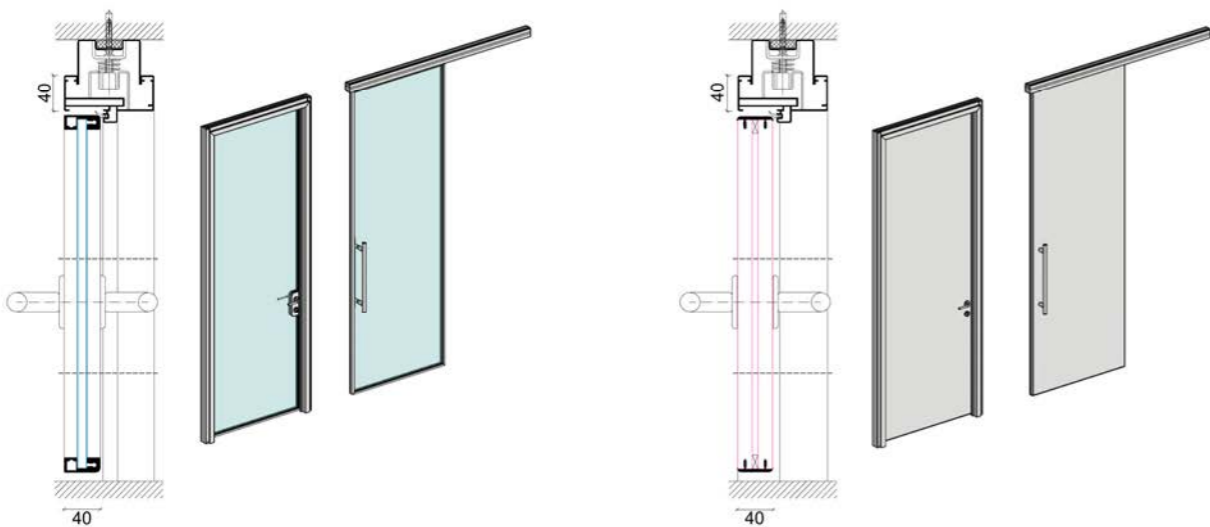
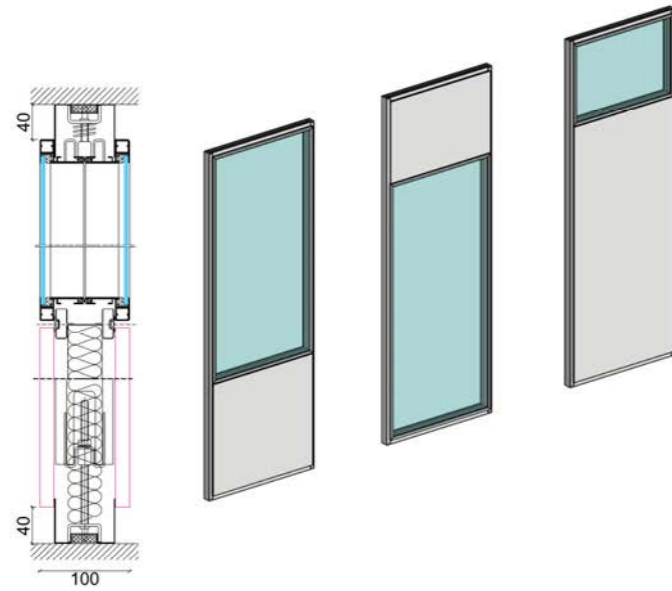
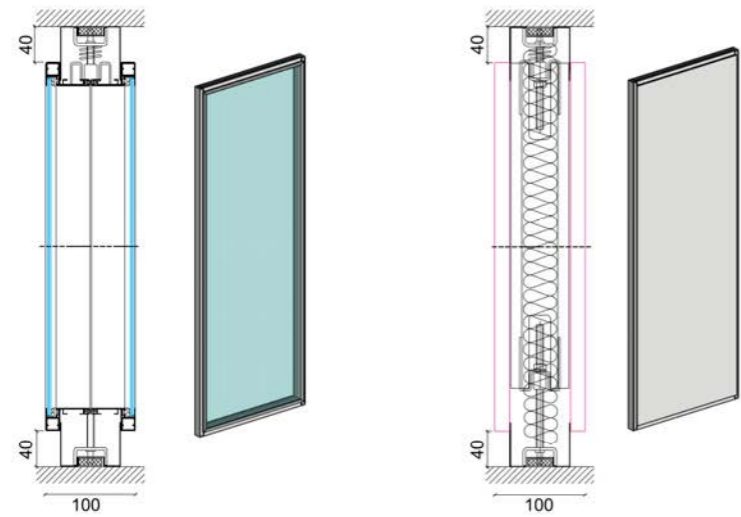
A forma di "C" arrotondata con finitura
abbinata al profilo scelto
Rounded "C" shaped with same finishing as
chosen profile

A forma di "L" arrotondata con
finitura abbinata al profilo scelto
Rounded "L" shaped with same finishing
as chosen profile

A forma di "L" squadrata con finitura
abbinata al profilo scelto
Squared "L" shaped with same finishing
as chosen profile



HUNDRED



Caratteristiche tecniche - Technical features

PANNELLI

Spessore 100 mm

- Doppio vetro temperato 4 mm con assorbimento acustico di 35 dB
- Doppio pannello melaminico 19 mm con assorbimento acustico di 36 dB con inserimento di lana di roccia

PORTE

Spessore 40 mm

- Vetro temperato 10 mm
- Doppio pannello melaminico 19 mm

PANELLING

Thickness 100 mm

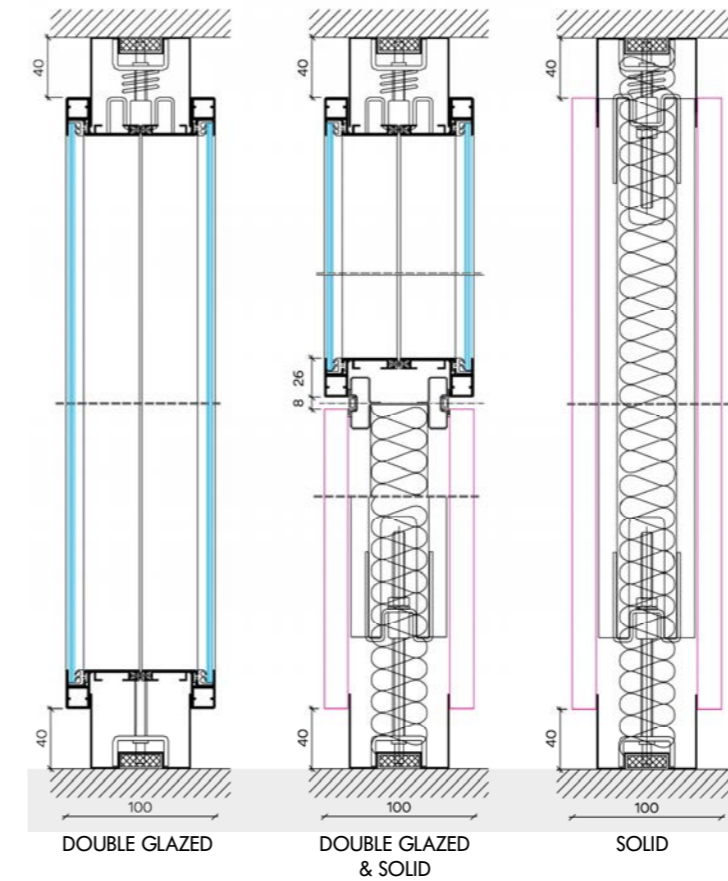
- Double 4 mm tempered glazing with 35 dB sound absorption
- Double melamine panel 19 mm with 36 dB sound absorption with mineral wool insertion

DOORS

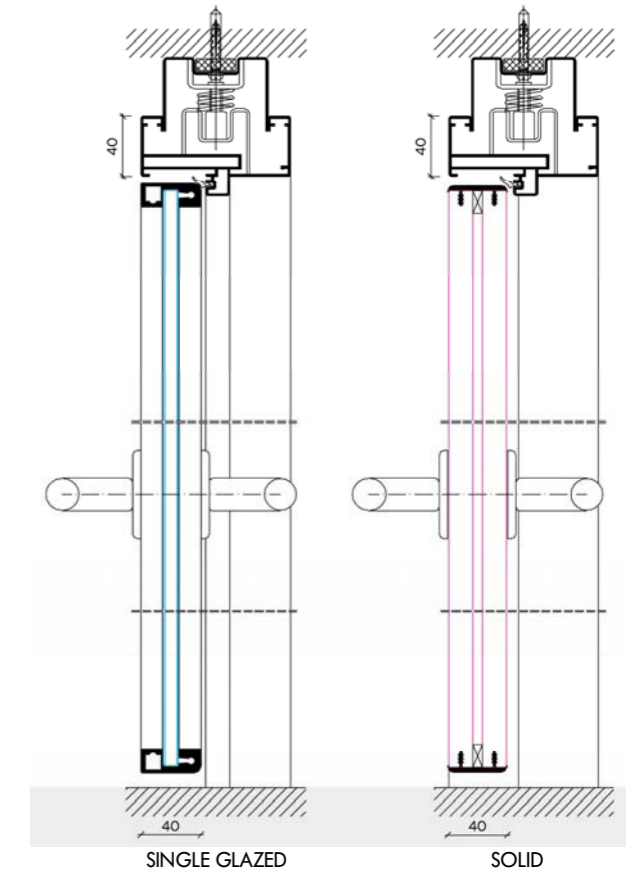
Thickness 40 mm

- 10 mm tempered glazing
- Double melamine panel 19 mm

PARTITIONS



DOORS



HUNDRED - Parete divisoria - Partition wall



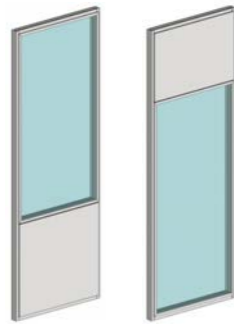
Modulo di parete divisoria vetrata con spessore 10 cm e altezza variabile da 240 a 320 cm. Doppio vetro temperato 4 mm trasparente o sabbciato. Profili in alluminio anodizzato naturale o verniciati bianchi (RAL 9010) o neri (RAL 9005).
10 cm thick glazed partition wall module with variable height from 240 to 320 cm. Double tempered glazing 4 mm clear or sandblasted. Profiles in natural anodized aluminum or painted white (RAL 9010) or black (RAL 9005).

Code
ZYHUNDREDDIV1000
Vetro trasparente - Clear glass
ZYHUNDREDDIV1001
Vetro sabbciato - Sandblasted glass



Modulo di parete divisoria cieca con spessore 10 cm e altezza variabile da 240 a 320 cm. Doppio pannello melaminico. Profili in alluminio anodizzato naturale o verniciati bianchi (RAL 9010) o neri (RAL 9005).
10 cm thick solid partition wall module with variable height from 240 to 320 cm. Double melamine coated panel. Profiles in natural anodized aluminum or painted white (RAL 9010) or black (RAL 9005).

Code
ZYHUNDREDDIV1002



Modulo di parete divisoria combinata vetro-cieca con spessore 10 cm e altezza variabile da 240 a 320 cm. Doppio vetro temperato 4 mm trasparente o sabbciato con porzione di 1/3 superiore o inferiore in doppio pannello melaminico. Profili in alluminio anodizzato naturale o verniciati bianchi (RAL 9010) o neri (RAL 9005).
10 cm thick partition wall module combined glazed and solid with variable height from 240 to 320 cm. Double tempered glazing 4 mm clear or sandblasted with 1/3 upper or lower portion in double melamine coated panel. Profiles in natural anodized aluminum or painted white (RAL 9010) or black (RAL 9005).

Code
ZYHUNDREDDIV1003
Vetro trasparente - Clear glass
ZYHUNDREDDIV1004
Vetro sabbciato - Sandblasted glass



Modulo di parete divisoria combinata vetro-cieca con spessore 10 cm e altezza variabile da 240 a 320 cm. Doppio pannello melaminico con porzione superiore di 1/3 in doppio vetro temperato 4mm trasparente o sabbciato. Profili in alluminio anodizzato naturale o verniciati bianchi (RAL 9010) o neri (RAL 9005).
10 cm thick partition wall module combined glazed and solid with variable height from 240 to 320 cm. Double melamine coated panel with 1/3 upper portion in double tempered glazing 4 mm clear or sandblasted. Profiles in natural anodized aluminum or painted white (RAL 9010) or black (RAL 9005).

Code
ZYHUNDREDDIV1005
Vetro trasparente - Clear glass
ZYHUNDREDDIV1006
Vetro sabbciato - Sandblasted glass

HUNDRED - Parete divisoria - Partition wall



Modulo porta vetrata a battente intelaiata con spessore 4 cm larghezza 90 cm e altezza variabile da 220 a 270 cm. Vetro temperato 10 mm trasparente o sabbciato. Profili in alluminio anodizzato naturale o verniciati bianchi (RAL 9010) o neri (RAL 9005). Maniglia inclusa.
Hinged glazed framed door module with a thickness of 4 cm, width 90 cm and variable height from 220 to 270 cm. 10 mm tempered glazing, clear or sandblasted. Profiles in natural anodized aluminum or painted white (RAL 9010) or black (RAL 9005). Handle included.

Code
ZYHUNDREDDIV1010
Vetro trasparente - Clear glass
ZYHUNDREDDIV1011
Vetro sabbciato - Sandblasted glass



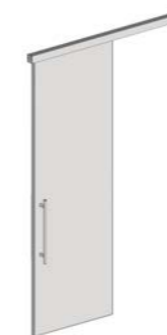
Modulo porta cieca a battente intelaiata con spessore 4 cm larghezza 90 cm e altezza variabile da 220 a 270 cm. Doppio pannello melaminico. Profili in alluminio anodizzato naturale o verniciati bianchi (RAL 9010) o neri (RAL 9005). Maniglia inclusa.
Hinged framed solid door module with a thickness of 4 cm, width 90 cm and variable height from 220 to 270 cm. Double melamine coated panel. Profiles in natural anodized aluminum or painted white (RAL 9010) or black (RAL 9005). Handle included.

Code
ZYHUNDREDDIV1012



Modulo porta vetrata scorrevole intelaiata con spessore 4 cm larghezza 90 cm e altezza variabile da 220 a 270 cm. Vetro temperato 10 mm trasparente o sabbciato. Profili in alluminio anodizzato naturale o verniciati bianchi (RAL 9010) o neri (RAL 9005). Maniglia h. 60 cm inclusa.
Framed glazed sliding door module with a thickness of 4 cm, width 90 cm and variable height from 220 to 270 cm. 10 mm tempered glazing, clear or sandblasted. Profiles in natural anodized aluminum or painted white (RAL 9010) or black (RAL 9005). Handle h. 60 cm included.

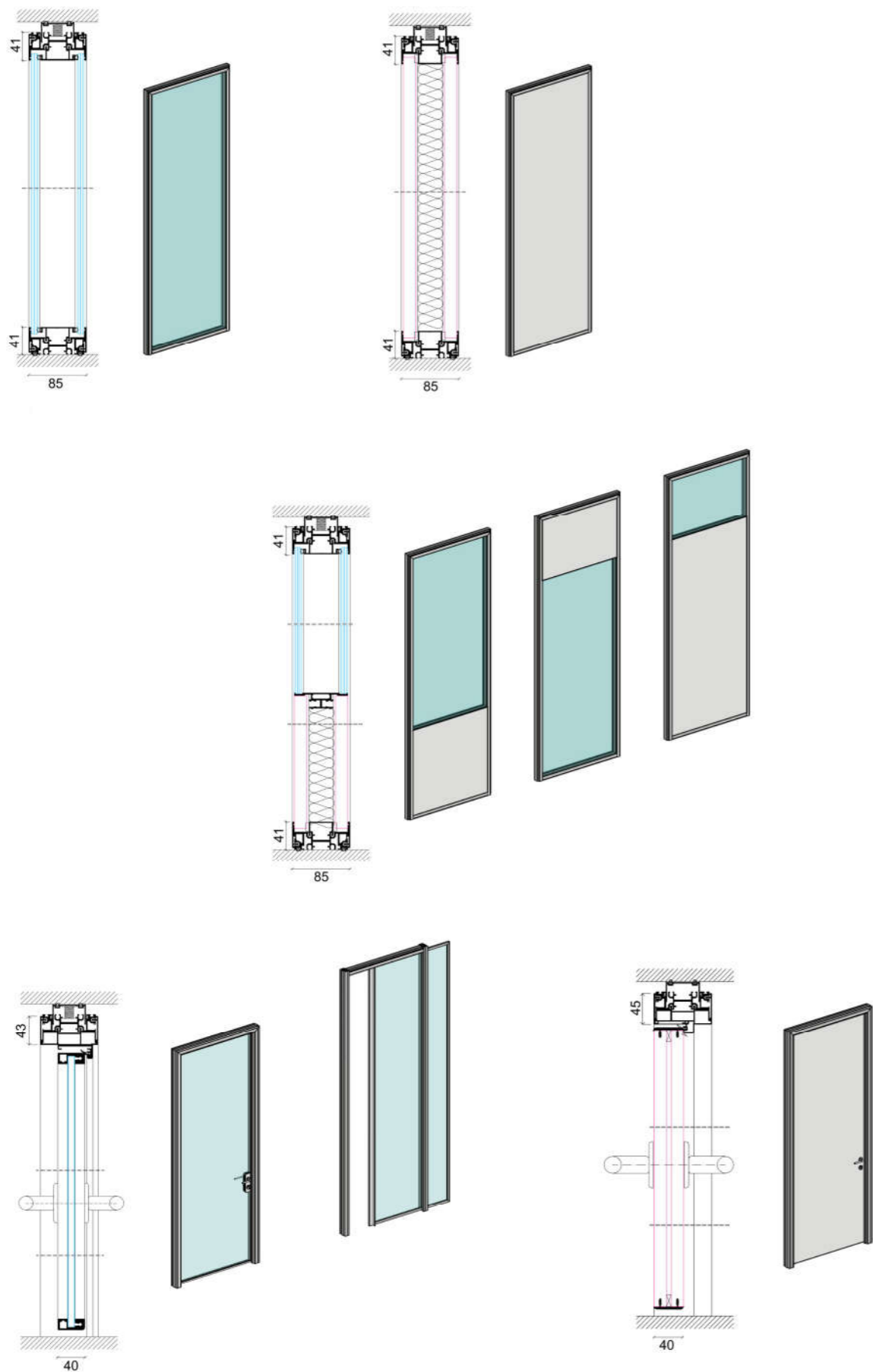
Code
ZYHUNDREDDIV1013
Vetro trasparente - Clear glass
ZYHUNDREDDIV1014
Vetro sabbciato - Sandblasted glass



Modulo porta cieca scorrevole intelaiata con spessore 4 cm larghezza 90 cm e altezza variabile da 220 a 270 cm. Doppio pannello melaminico. Profili in alluminio anodizzato naturale o verniciati bianchi (RAL 9010) o neri (RAL 9005). Maniglia h. 60 cm inclusa.
Framed solid sliding door module with a thickness of 4 cm, width 90 cm and variable height from 220 to 270 cm. Double melamine coated panel. Profiles in natural anodized aluminum or painted white (RAL 9010) or black (RAL 9005). Handle h. 60 cm included.

Code
ZYHUNDREDDIV1015

EIGHTY



Caratteristiche tecniche - Technical features

PANNELLI

Spessore 85 mm

- Doppio vetro laminato 5+5 mm con interposto film di PVB 0,38 mm. Assorbimento acustico di 40 dB.
- Doppio vetro laminato 5+5 mm con interposto film di PVB 0,50 mm. Assorbimento acustico di 43 dB.
- Doppio pannello melaminico 19 mm con assorbimento acustico di 41 dB con inserimento di lana di roccia.

PORTE

Spessore 40 mm

- Vetro temperato 10 mm per la porta a battente; vetro laminato 5+5 con interposto film PVB da 0,38 mm per la porta scorrevole.
- Doppio pannello melaminico 19 mm.

PANELLING

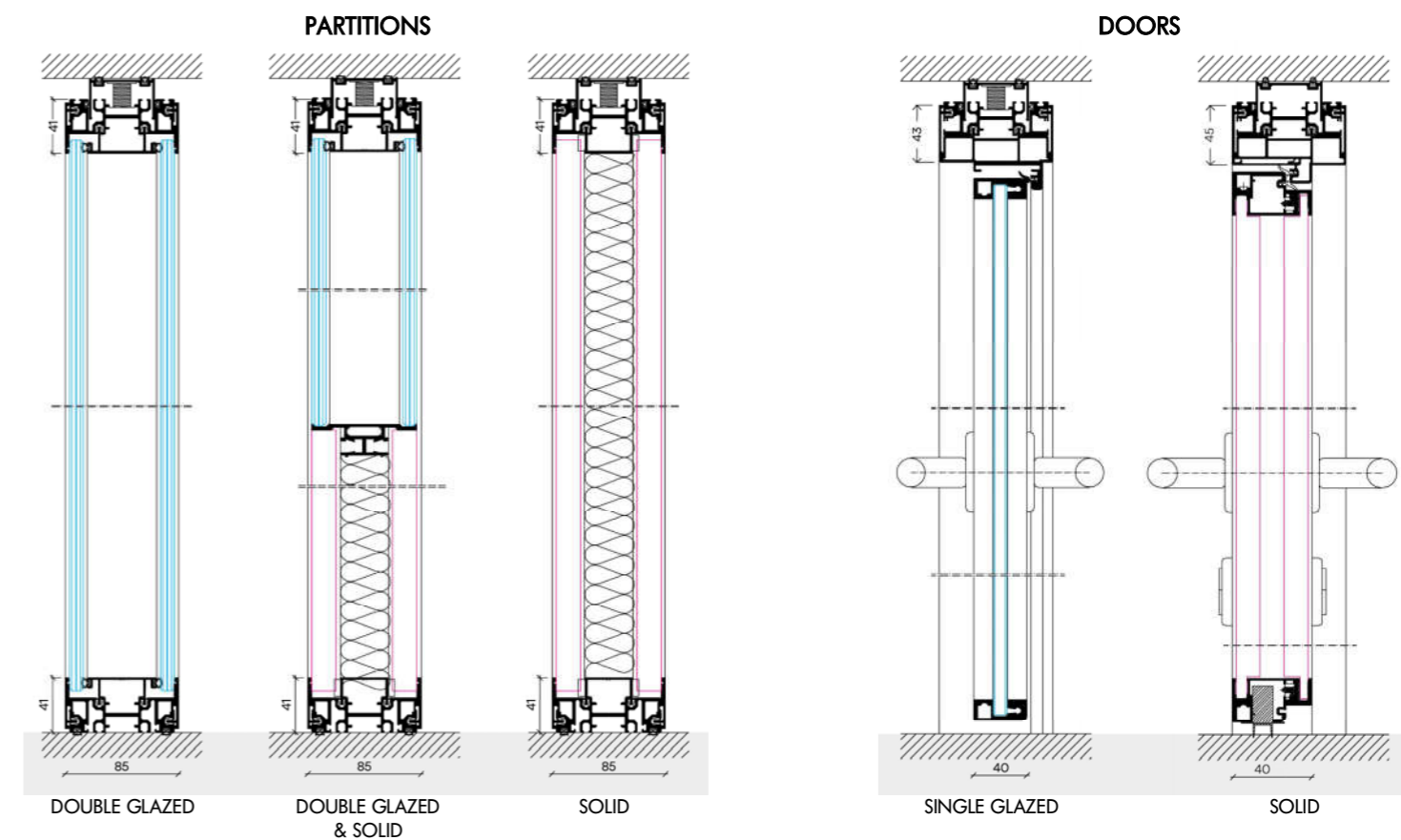
Thickness 85 mm

- Double laminated glazing 5+5 mm with 0,38 mm PVB absorbing film interposed. 40 dB sound absorption.
- Double laminated glazing 5+5 mm with 0,50 mm PVB absorbing film interposed. 43 dB sound absorption.
- Double melamine panel 19 mm with 41 dB sound absorption with mineral wool insertion.

DOORS

Thickness 40 mm

- 10 mm tempered glazing for the hinged door; 5+5 laminated glazing with 0.38 mm PVB absorbing film interposed for the sliding door.
- Double melamine panel 19 mm.



EIGHTY - Parete divisoria - Partition wall



Modulo di parete divisoria vetrata con spessore 8,5 cm e altezza variabile da 240 a 320 cm. Doppio vetro laminato 5+PVB+5 mm trasparente o sabbato. Profili in alluminio anodizzato naturale o verniciati bianchi (RAL 9010) o neri (RAL 9005). Disponibile anche con doppio vetro supersilenziato trasparente con lamina di PVB da 0,5 mm.

8,5 cm thick glazed partition wall module with variable height from 240 to 320 cm. Double laminated glazing 5+PVB+5 mm clear or sandblasted. Profiles in natural anodized aluminum or painted white (RAL 9010) or black (RAL 9005). Also available with clear super-silenced laminated double glazed with 0.5 mm PVB sheet.

Code

ZYEIGHTYDIV2000

Vetro trasparente - Clear glass

ZYEIGHTYDIV2001

Vetro sabbato - Sandblasted glass

ZYEIGHTYDIV2002

Vetro trasparente supersilenziato - Clear super-silenced glass

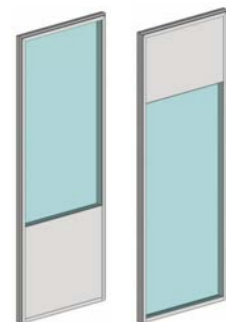


Modulo di parete divisoria cieca con spessore 8,5 cm e altezza variabile da 240 a 320 cm. Doppio pannello melaminico. Profili in alluminio anodizzato naturale o verniciati bianchi (RAL 9010) o neri (RAL 9005).

8,5 cm thick solid partition wall module with variable height from 240 to 320 cm. Double melamine coated panel. Profiles in natural anodized aluminum or painted white (RAL 9010) or black (RAL 9005).

Code

ZYEIGHTYDIV2003



Modulo di parete divisoria combinata vetro-cieca con spessore 8,5 cm e altezza variabile da 240 a 320 cm. Doppio vetro laminato 5+PVB+5 mm trasparente o sabbato con porzione di 1/3 superiore o inferiore in doppio pannello melaminico. Profili in alluminio anodizzato naturale o verniciati bianchi (RAL 9010) o neri (RAL 9005). Disponibile anche con doppio vetro supersilenziato trasparente con lamina di PVB da 0,5 mm.

8,5 cm thick partition wall module combined glazed and solid with variable height from 240 to 320 cm. Double laminated glazing 5+PVB+5 mm clear or sandblasted with 1/3 upper or lower portion in double melamine coated panel. Profiles in natural anodized aluminum or painted white (RAL 9010) or black (RAL 9005). Also available with clear super-silenced laminated double glazed with 0.5 mm PVB sheet.

Code

ZYEIGHTYDIV2004

Vetro trasparente - Clear glass

ZYEIGHTYDIV2005

Vetro sabbato - Sandblasted glass

ZYEIGHTYDIV2006

Vetro trasparente supersilenziato - Clear super-silenced glass

EIGHTY - Parete divisoria - Partition wall



Modulo di parete divisoria combinata vetro-cieca con spessore 8,5 cm e altezza variabile da 240 a 320 cm. Doppio pannello melaminico con porzione superiore di 1/3 in doppio vetro laminato 5+PVB+5 mm trasparente o sabbato. Profili in alluminio anodizzato naturale o verniciati bianchi (RAL 9010) o neri (RAL 9005). Disponibile anche con doppio vetro supersilenziato trasparente con lamina di PVB da 0,5 mm.

8,5 cm thick partition wall module combined glazed and solid with variable height from 240 to 320 cm. Double melamine coated panel with 1/3 upper portion in double laminated glazing 5+PVB+5 mm clear or sandblasted. Profiles in natural anodized aluminum or painted white (RAL 9010) or black (RAL 9005). Also available with clear super-silenced laminated double glazed with 0.5 mm PVB sheet.

Code

ZYEIGHTYDIV2007

Vetro trasparente - Clear glass

ZYEIGHTYDIV2008

Vetro sabbato - Sandblasted glass

ZYEIGHTYDIV2009

Vetro trasparente supersilenziato - Clear super-silenced glass



Modulo porta a battente vetrata intelaiata con spessore 4 cm larghezza 90 cm e altezza variabile da 220 a 270 cm. Vetro temperato 10 mm trasparente o sabbato. Profili in alluminio anodizzato naturale o verniciati bianchi (RAL 9010) o neri (RAL 9005). Maniglia inclusa.

Hinged framed glazed door module with a thickness of 4 cm, width 90 cm and variable height from 220 to 270 cm. 10 mm tempered glazing, clear or sandblasted. Profiles in natural anodized aluminum or painted white (RAL 9010) or black (RAL 9005). Handle included.

Code

ZYEIGHTYDIV2020

Vetro trasparente - Clear glass

ZYEIGHTYDIV2021

Vetro sabbato - Sandblasted glass



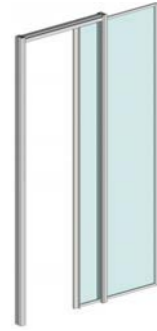
Modulo porta a battente cieca intelaiata con spessore 4 cm larghezza 90 cm e altezza variabile da 220 a 270 cm. Doppio pannello melaminico. Profili in alluminio anodizzato naturale o verniciati bianchi (RAL 9010) o neri (RAL 9005). Maniglia inclusa.

Hinged framed solid door module with a thickness of 4 cm, width 90 cm and variable height from 220 to 270 cm. Double melamine coated panel. Profiles in natural anodized aluminum or painted white (RAL 9010) or black (RAL 9005). Handle included.

Code

ZYEIGHTYDIV2022

EIGHTY - Parete divisoria - Partition wall



Modulo porta scorrevole vetrata intelaiata a scorrimento interno con spessore 2 cm larghezza 90 cm e altezza variabile da 220 a 270 cm. Vetro laminato 5+PVB+5 mm trasparente o sabbciato. Profili in alluminio anodizzato naturale o verniciati bianchi (RAL 9010) o neri (RAL 9005). Maniglia a tutta altezza integrata nel profilo.

Framed glazed internal sliding door module with a thickness of 2 cm, width 90 cm and variable height from 220 to 270 cm. 5+PVB+5 mm laminated glazing, clear or sandblasted. Profiles in natural anodized aluminum or painted white (RAL 9010) or black (RAL 9005). Integrated vertical full-height handle.

Code

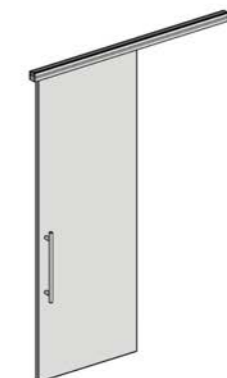
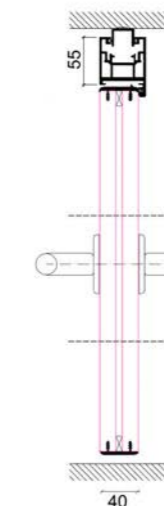
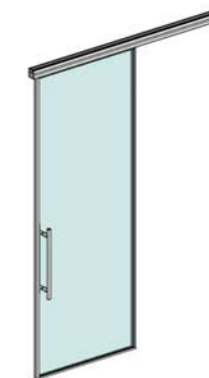
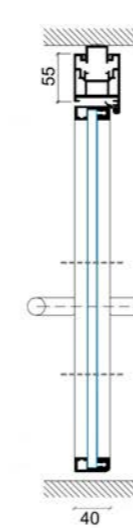


ZYEIGHTYDIV2023

Vetro trasparente - Clear glass

ZYEIGHTYDIV2024

Vetro sabbciato - Sandblasted glass

FIFTY



Caratteristiche tecniche - Technical features

PANNELLI

Spessore 50 mm

- Singolo o doppio vetro laminato 5+5 mm con interposto film di PVB 0,38 mm. Assorbimento acustico di 33-40 dB.
- Singolo o doppio vetro laminato 5+5 mm con interposto film di PVB 0,50 mm. Assorbimento acustico di 37-42 dB.
- Doppio pannello melaminico 19 mm con assorbimento acustico di 43 dB con inserimento di lana di roccia.

PORTE

Spessore 40 mm

- Vetro temperato 10 mm.
- Doppio pannello melaminico 19 mm.

PANELLING

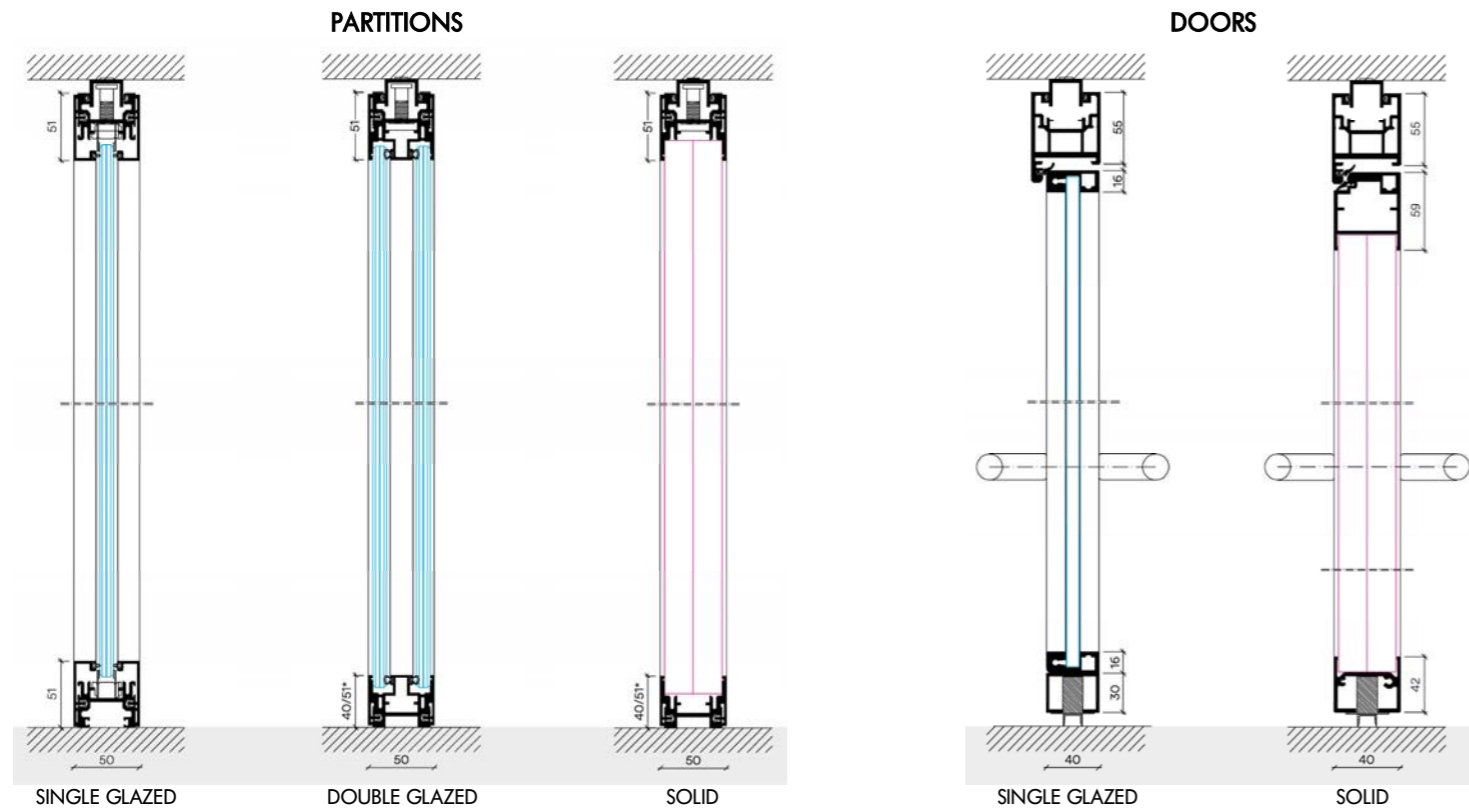
Thickness 50 mm

- Single or double laminated glazing 5+5 mm with 0,38 mm PVB absorbing film interposed. 33-40 dB sound absorption.
- Single or double laminated glazing 5+5 mm with 0,50 mm PVB absorbing film interposed. 37-42 dB sound absorption.
- Double melamine panel 19 mm with 43 dB sound absorption with mineral wool insertion.

DOORS

Thickness 40 mm

- 10 mm tempered glazing.
- Double melamine panel 19 mm.



FIFTY - Parete divisoria - Partition wall



Modulo di parete divisoria vetrata con spessore 5 cm e altezza variabile da 240 a 320 cm. Doppio vetro laminato 5+PVB+5 mm trasparente o sabbato. Profili in alluminio anodizzato naturale o verniciati bianchi (RAL 9010) o neri (RAL 9005). Disponibile anche con doppio vetro supersilenziato trasparente con lamina di PVB da 0,5 mm.

5 cm thick glazed partition wall module with variable height from 240 to 320 cm. Double laminated glazing 5+PVB+5 mm clear or sandblasted. Profiles in natural anodized aluminum or painted white (RAL 9010) or black (RAL 9005). Also available with clear super-silenced laminated double glazed with 0.5 mm PVB sheet.

Code

ZYFIFTYDIV3000

Vetro trasparente - Clear glass

ZYFIFTYDIV3001

Vetro sabbato - Sandblasted glass

ZYFIFTYDIV3002

Vetro trasparente supersilenziato - Clear super-silenced glass

Modulo di parete divisoria vetrata con spessore 5 cm e altezza variabile da 240 a 320 cm. Singolo vetro laminato 5+PVB+5 mm trasparente o sabbato. Profili in alluminio anodizzato naturale o verniciati bianchi (RAL 9010) o neri (RAL 9005). Disponibile anche con singolo vetro supersilenziato trasparente con lamina di PVB da 0,5 mm.

5 cm thick glazed partition wall module with variable height from 240 to 320 cm. Single laminated glazing 5+PVB+5 mm clear or sandblasted. Profiles in natural anodized aluminum or painted white (RAL 9010) or black (RAL 9005). Also available with clear super-silenced laminated single glazed with 0.5 mm PVB sheet.

Code

ZYFIFTYDIV3003

Vetro trasparente - Clear glass

ZYFIFTYDIV3004

Vetro sabbato - Sandblasted glass

ZYFIFTYDIV3005

Vetro trasparente supersilenziato - Clear super-silenced glass

Modulo di parete divisoria cieca con spessore 5 cm e altezza variabile da 240 a 320 cm. Doppio pannello melaminico. Profili in alluminio anodizzato naturale o verniciati bianchi (RAL 9010) o neri (RAL 9005).

5 cm thick solid partition wall module with variable height from 240 to 320 cm. Double melamine coated panel. Profiles in natural anodized aluminum or painted white (RAL 9010) or black (RAL 9005).

Code

ZYFIFTYDIV3006

FIFTY - Parete divisoria - Partition wall



Modulo porta a battente vetrata intelaiata con spessore 4 cm larghezza 90 cm e altezza variabile da 220 a 270 cm. Vetro temperato 10 mm trasparente o sabbiato. Profili in alluminio anodizzato naturale o verniciati bianchi (RAL 9010) o neri (RAL 9005). Maniglia inclusa.
 Hinged framed glazed door module with a thickness of 4 cm, width 90 cm and variable height from 220 to 270 cm. 10 mm tempered glazing, clear or sandblasted. Profiles in natural anodized aluminum or painted white (RAL 9010) or black (RAL 9005). Handle included.

Code
ZYFIFTYDIV3010
Vetro trasparente - Clear glass
ZYFIFTYDIV3011
Vetro sabbiato - Sandblasted glass



Modulo porta a battente cieca intelaiata con spessore 4 cm larghezza 90 cm e altezza variabile da 220 a 270 cm. Doppio pannello melaminico. Profili in alluminio anodizzato naturale o verniciati bianchi (RAL 9010) o neri (RAL 9005). Maniglia inclusa.
 Hinged framed solid door module with a thickness of 4 cm, width 90 cm and variable height from 220 to 270 cm. Double melamine coated panel. Profiles in natural anodized aluminum or painted white (RAL 9010) or black (RAL 9005). Handle included.

Code
ZYFIFTYDIV3012



Modulo porta scorrevole vetrata intelaiata con spessore 4 cm larghezza 90 cm e altezza variabile da 220 a 270 cm. Vetro temperato 10 mm trasparente o sabbiato. Profili in alluminio anodizzato naturale o verniciati bianchi (RAL 9010) o neri (RAL 9005). Maniglia h. 60 cm inclusa.
 Framed glazed sliding door module with a thickness of 4 cm, width 90 cm and variable height from 220 to 270 cm. 10 mm tempered glazing, clear or sandblasted. Profiles in natural anodized aluminum or painted white (RAL 9010) or black (RAL 9005). Handle h. 60 cm included.

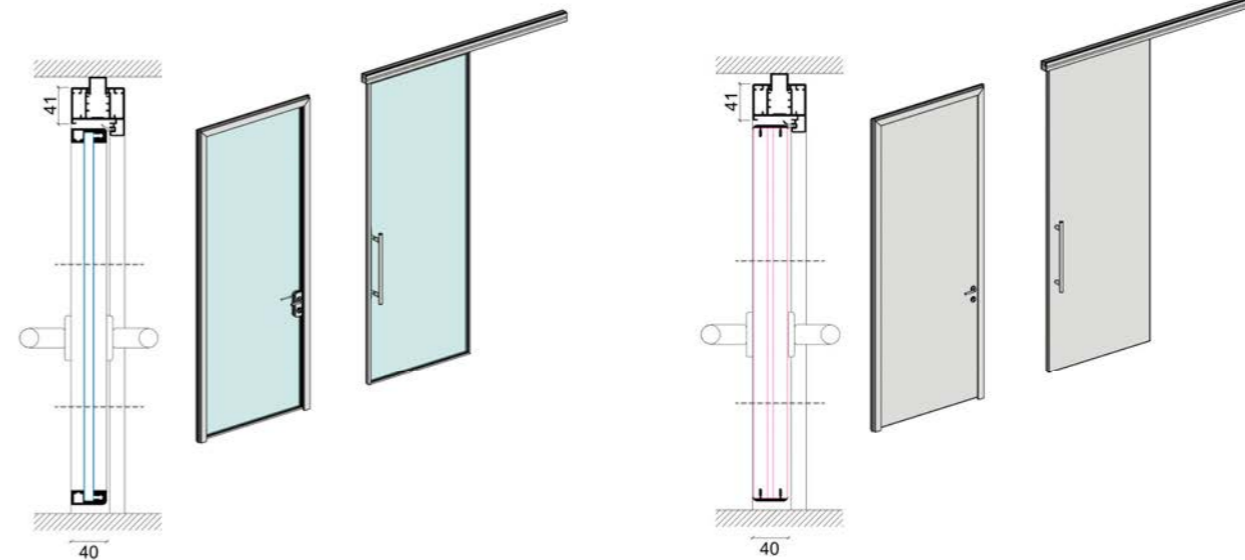
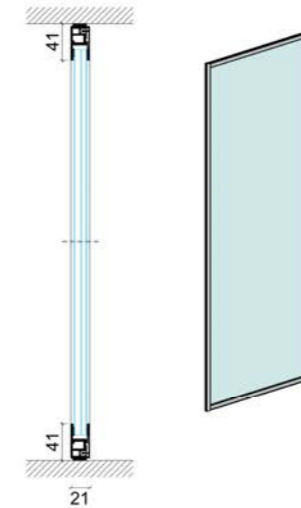
Code
ZYFIFTYDIV3013
Vetro trasparente - Clear glass
ZYFIFTYDIV3014
Vetro sabbiato - Sandblasted glass



Modulo porta scorrevole cieca intelaiata con spessore 4 cm larghezza 90 cm e altezza variabile da 220 a 270 cm. Doppio pannello melaminico. Profili in alluminio anodizzato naturale o verniciati bianchi (RAL 9010) o neri (RAL 9005). Maniglia h. 60 cm inclusa.
 Framed solid sliding door module with a thickness of 4 cm, width 90 cm and variable height from 220 to 270 cm. Double melamine coated panel. Profiles in natural anodized aluminum or painted white (RAL 9010) or black (RAL 9005). Handle h. 60 cm included.

Code
ZYFIFTYDIV3015

TWENTY



Caratteristiche tecniche - Technical features

PANNELLI

Spessore 21 mm

- Singolo vetro laminato 6+8 mm con interposto film di PVB 0,38 mm. Assorbimento acustico di 40 dB.

PORTE

Spessore 40 mm

- Vetro temperato 10 mm.
- Doppio pannello melaminico 19 mm.

PANELLING

Thickness 21 mm

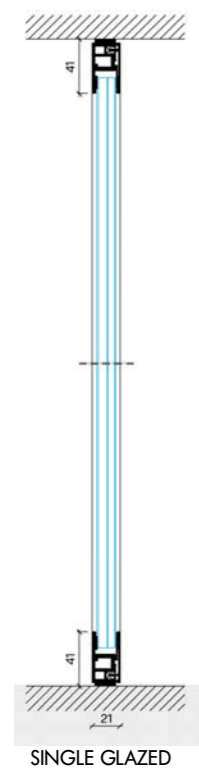
- Single laminated glazing 6+8 mm with 0,38 mm PVB absorbing film interposed. 40 dB sound absorption.

DOORS

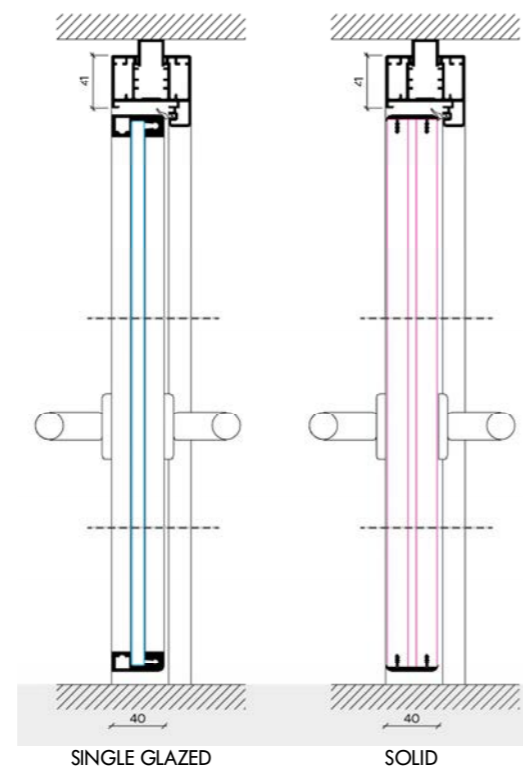
Thickness 40 mm

- 10 mm tempered glazing.
- Double melamine panel 19 mm.

PARTITIONS



DOORS



TWENTY - Parete divisoria - Partition wall



Modulo di parete divisoria vetrata con spessore 2,1 cm e altezza variabile da 240 a 320 cm. Singolo vetro laminato 6+PVB+8 mm trasparente o sabbato. Profili in alluminio anodizzato naturale o verniciati bianchi (RAL 9010) o neri (RAL 9005).

2,1 cm thick glazed partition wall module with variable height from 240 to 320 cm. Single laminated glazing 6+PVB+8 mm clear or sandblasted. Profiles in natural anodized aluminum or painted white (RAL 9010) or black (RAL 9005).

Code

ZYTWENTYDIV4000

Vetro trasparente - Clear glass

ZYTWENTYDIV4001

Vetro sabbato - Sandblasted glass

ZYTWENTYDIV4002

Vetro trasparente supersilenziato - Clear super-silenced glass



Modulo porta a battente vetrata intelaiata con spessore 4 cm larghezza 90 cm e altezza variabile da 220 a 270 cm. Vetro temperato 10 mm trasparente o sabbato. Profili in alluminio anodizzato naturale o verniciati bianchi (RAL 9010) o neri (RAL 9005). Maniglia inclusa.

Hinged glazed framed door module with a thickness of 4 cm, width 90 cm and variable height from 220 to 270 cm. 10 mm tempered glazing, clear or sandblasted. Profiles in natural anodized aluminum or painted white (RAL 9010) or black (RAL 9005). Handle included.

Code

ZYTWENTYDIV4010

Vetro trasparente - Clear glass

ZYTWENTYDIV4011

Vetro sabbato - Sandblasted glass




Modulo porta a battente cieca intelaiata con spessore 4 cm larghezza 90 cm e altezza variabile da 220 a 270 cm. Doppio pannello melaminico. Profili in alluminio anodizzato naturale o verniciati bianchi (RAL 9010) o neri (RAL 9005). Maniglia inclusa.

Hinged framed solid door module with a thickness of 4 cm, width 90 cm and variable height from 220 to 270 cm. Double melamine coated panel. Profiles in natural anodized aluminum or painted white (RAL 9010) or black (RAL 9005). Handle included.

Code

ZYTWENTYDIV4012

TWENTY - Parete divisoria - Partition wall



Modulo porta scorrevole vetrata intelaiata con spessore 4 cm larghezza 90 cm e altezza variabile da 220 a 270 cm. Vetro temperato 10 mm trasparente o sabbiato. Profili in alluminio anodizzato naturale o verniciati bianchi (RAL 9010) o neri (RAL 9005). Maniglia h. 60 cm inclusa.

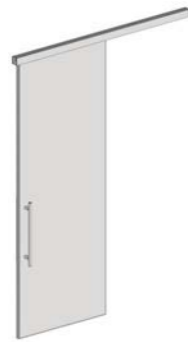
Framed glazed sliding door module with a thickness of 4 cm, width 90 cm and variable height from 220 to 270 cm. 10 mm tempered glazing, clear or sandblasted. Profiles in natural anodized aluminum or painted white (RAL 9010) or black (RAL 9005). Handle h. 60 cm included.

Code**ZYTWENTYDIV4013**

Vetro trasparente - Clear glass

ZYTWENTYDIV4014

Vetro sabbiato - Sandblasted glass



Modulo porta scorrevole cieca intelaiata con spessore 4 cm larghezza 90 cm e altezza variabile da 220 a 270 cm. Doppio pannello melaminico. Profili in alluminio anodizzato naturale o verniciati bianchi (RAL 9010) o neri (RAL 9005). Maniglia h. 60 cm inclusa.

Framed solid sliding door module with a thickness of 4 cm, width 90 cm and variable height from 220 to 270 cm. Double melamine coated panel. Profiles in natural anodized aluminum or painted white (RAL 9010) or black (RAL 9005). Handle h. 60 cm included.

Code**ZYTWENTYDIV4015**

i4MARIANI S.R.L.

VIA S. ANTONIO 102/104
22066 MARIANO COMENSE
COMO, ITALY
PH +39 031 746204
FAX +39 031 749060
INFO@I4MARIANI.IT
WWW.I4MARIANI.COM

La descrizione e le immagini dei prodotti del presente catalogo sono puramente indicative e non possono essere considerate vincolati ai fini del loro utilizzo. i4Mariani si riserva di apportare ai prodotti le modifiche che ritiene più opportune, in qualsiasi momento e senza preavviso. Per ulteriori informazioni invitiamo a consultare il sito www.i4mariani.com

Descriptions and pictures of products included in this catalogue have an indicative value only and are not binding for products' use. i4Mariani reserves the right to modify their products without prior notification. For further technical information of the products, please go and see www.i4mariani.com

