




EDIZIONI[®]
DESIGN

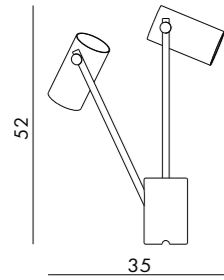
GENERAL CATALOGUE
2025



LAMPS

ed005

Reconfigurable table lamp with metal structure and solid metal base.
Thanks to the two holes on the base, it can be used as a table lamp or
as an ambient light.



Socket: GU10 PAR16
Voltage: 110/240V



ed005.01
black



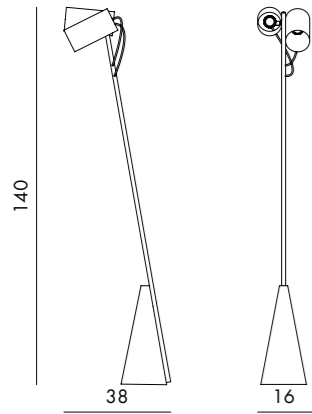
ed005.05
brass





ed027

Floor lamp with stone base, metal structure and double metal lightshield.



Socket: GU10 PAR16
Voltage: 110/240V



ed027.01
black stone
black
brass



ed027.02
black stone
black
black



ed027.03
grey stone
black
black



ed027.04
black stone
chrome
black



ed027.05
white stone
chrome
black




ed027.06
grey stone
black
brass



ed027.07
white stone
black
brass



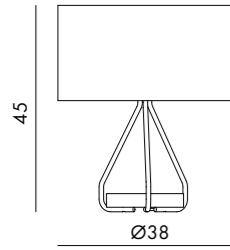
ed027.08
white stone
black
black





ed029

Table lamp with lightshade and solid brushed brass base.



Socket: G9
Voltage: 110/240V



ed029.01

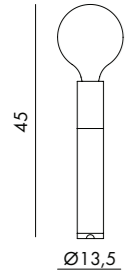
brass
black





ed030

Table lamp with wood and metal structure.



Socket: E27
Voltage: 110/240V
Light bulb provided



ed030.01

black wood
brass
black



ed030.02

natural wood
brass
black



ed030.03

black wood
black
black



ed030.05

natural wood
black
black

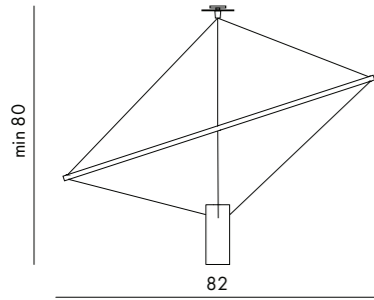




ed037

Ceiling lamp with wood structure and metal lampshade.

The wooden triangular structure can be freely tilted allowing the lamp's shape to generate multiple geometrical forms.



Socket: GU10 PAR16
Voltage: 110/240V



ed037.01

natural wood
brass

ed037.02

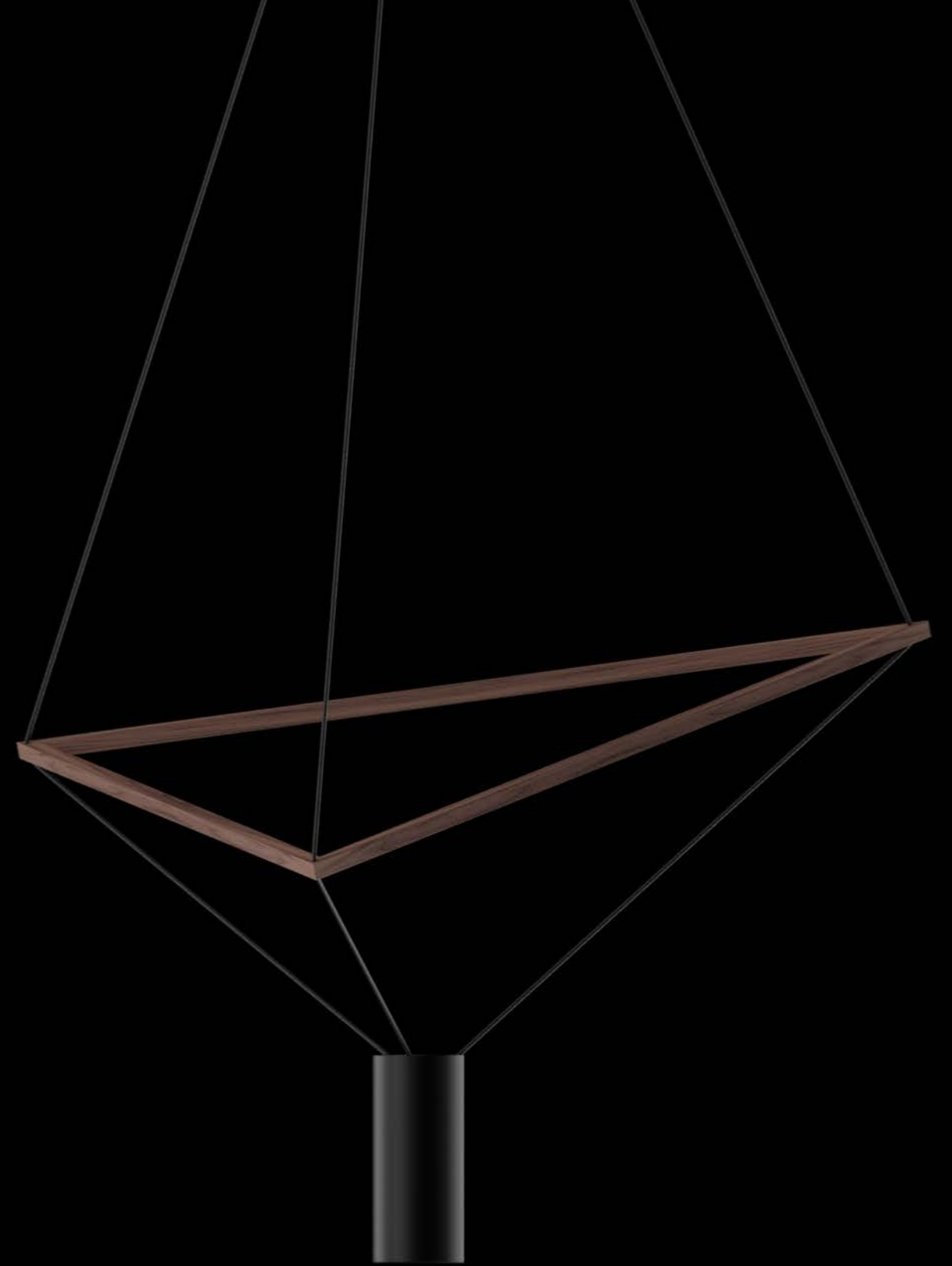
natural wood
black


ed037.03

black wood
brass

ed037.04

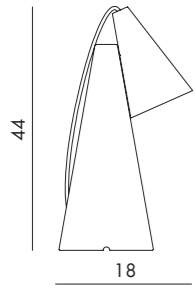
black wood
black





ed038

Table lamp with stone base and metal conic lightshade.



Socket: GU10 PAR16
Voltage: 110/240V



ed038.01 green stone brass
ed038.02 grey stone bronze
ed038.03 black stone bronze
ed038.04 black stone brass
ed038.05 grey stone black
ed038.06 grey stone brass
ed038.07 black stone black



ed038.08 green stone black
ed038.09 white stone black
ed038.10 white stone brass
ed038.11 white stone steel
ed038.12 grey stone steel
ed038.13 black stone steel

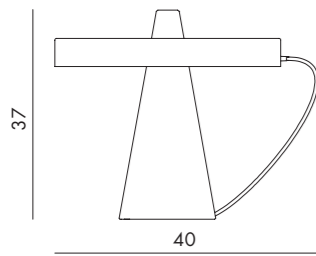















ed039

Table lamp with stone base and metal lightshade.

The light shade is disconnected from the stone base and free to tilt, allowing multiple change of styles.



Socket: RING LIGHT
Voltage: 110/240V

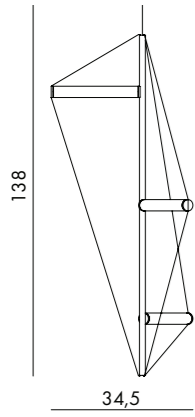
- | | | | | | |
|---|--|---|---|---|--|
| 
ed039.01
black stone
black | 
ed039.02
green stone
brass | 
ed039.03
grey stone
bronze | 
ed039.04
black stone
bronze | 
ed039.05
black stone
brass | 
ed039.06
grey stone
black |
| 
ed039.07
grey stone
brass | 
ed039.08
white stone
brass | 
ed039.09
green stone
bronze | 
ed039.10
white stone
steel | 
ed039.11
grey stone
steel | 
ed039.12
black stone
steel |





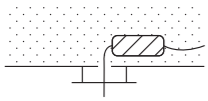
ed045

Ceiling lamp with metal structure and frosted light tubes kept together by three elastic wires.




Voltage: 110/240V
Custom LED provided with driver.

Standard ceiling rose included
(driver has to be hidden in the countertop).




Optional ceiling rose with driver box.



ed045.01
brass

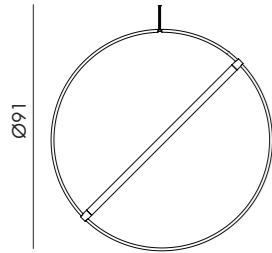
ed045.03
chrome





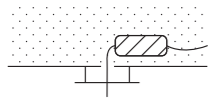
ed046

Ceiling lamp made by a circular metal tube and a frosted light tube.

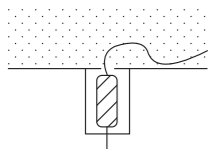


Voltage: 110/240V
Custom LED provided with driver.

Standard ceiling rose included
(driver has to be hidden in the countertop).




Optional ceiling rose with driver box.



ed046.01
brass



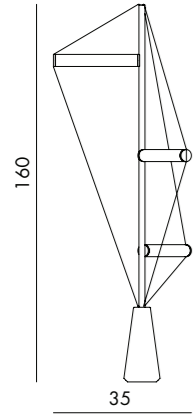
ed046.03
chrome





ed047

Floor lamp with metal structure, stone base and frosted light tubes.





ed047.01
black stone
brass

ed047.02
black stone
chrome

ed047.03
white stone
chrome

ed047.04
white stone
brass

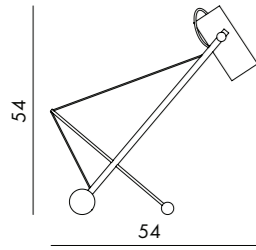




ed049

Reconfigurable table lamp with metal structure and solid metal base.

Thanks to the elastic band, it can be tilted at will.



Socket: GU10 PAR16
Voltage: 110/240V



ed049.01
brass



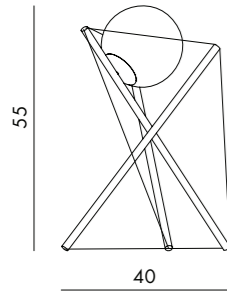
ed049.02
black





ed057

Table lamp with frosted light sphere and metal structure.



Socket: E27
Voltage: 110/240V




ed057.01
brass



ed057.02
black



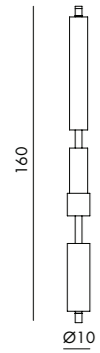
ed057.03
chrome





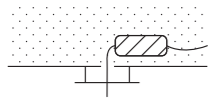
ed058

Ceiling lamp with metal structure, frosted light tube and glass rings.

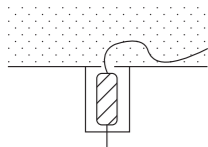


Voltage: 110/240V
Custom LED provided with driver.

Standard ceiling rose included
(driver has to be hidden in the countertop).



Optional ceiling rose with driver box.



ed058.01
brass



ed058.02
steel



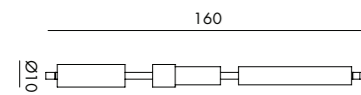
ed058.03
black





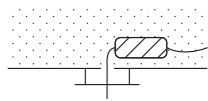
ed058H

Horizontal ceiling lamp with metal structure, frosted light tube and glass rings.


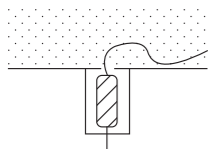


Voltage: 110/240V
Custom LED provided with driver.

Standard ceiling rose included
(driver has to be hidden in the countertop).



Optional ceiling rose with driver box.




ed058H.01
brass



ed058H.02
steel



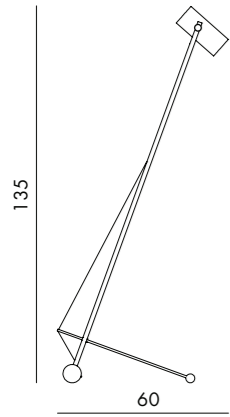
ed058H.03
black



ed059

Reconfigurable floor lamp with metal structure and solid metal base.

Thanks to the elastic band, it can be tilted at will.




Socket: GU10 PAR16
Voltage: 110/240V



ed059.01
brass

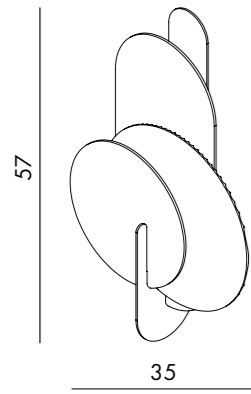
ed059.02
black





ed061

Applique with metal structure and reconfigurable frosted light discs.



Socket: GU10 PAR16
Voltage: 110/240V



ed061.01
brass

ed061.02
brass

ed061.03
steel

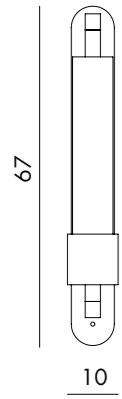
ed061.04
steel





ed062

Applique with metal structure, frosted light tube and glass rings.



Voltage: 110/240V
Custom LED provided with driver.



ed062.01
brass



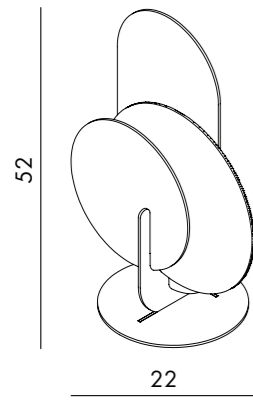
ed062.02
steel





ed063

Table lamp with metal structure and reconfigurable frosted light discs.



Socket: GU10 PAR16
Voltage: 110/240V




ed063.01
brass

ed063.02
brass

ed063.03
steel

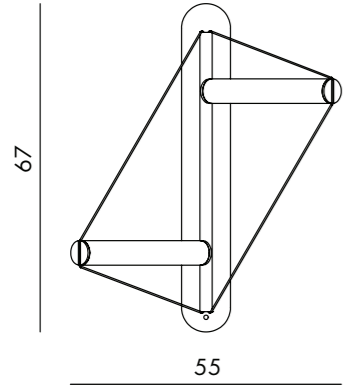
ed063.04
steel





ed064

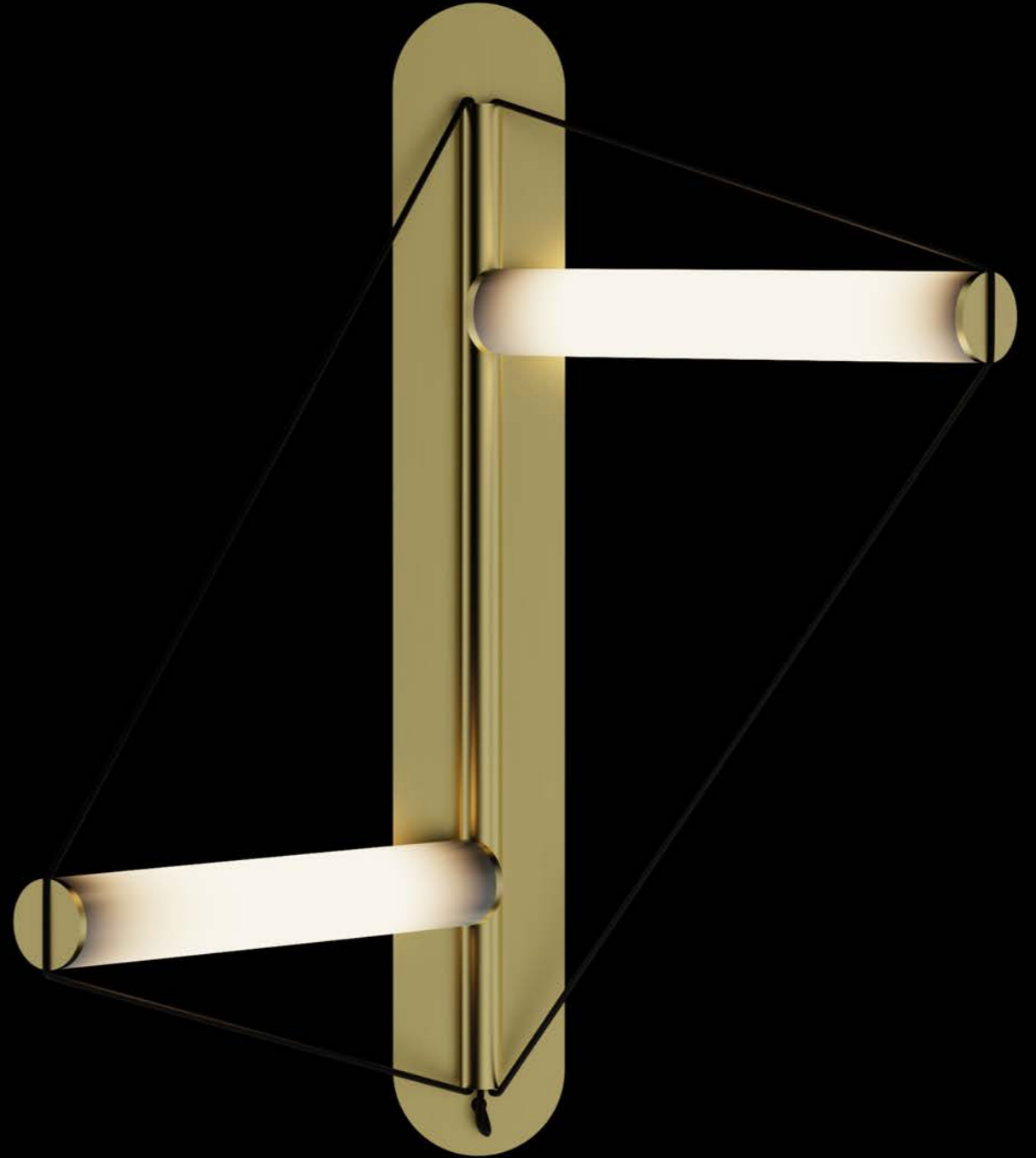
Applique with brushed brass structure and frosted light tubes kept together by two elastic wires.



Voltage: 110/240V
Custom LED provided with driver.



ed064.01
brass



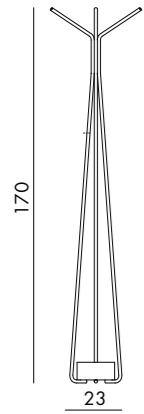




COMPLEMENTS

ed014

Bended clothhanger with metal structure and solid metal base.




ed014.01
brass




ed014.02
steel



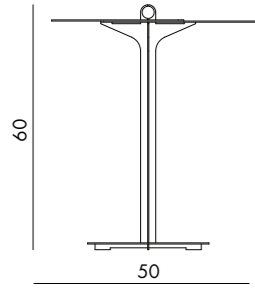
ed014.03
black





ed021

Side table made in lasercut metalsheet with an interlock structure.



ed021.01

brass
brass



ed021.02

black
black



ed021.03

brass
black



ed021.07

black
brass



ed021.08

steel
steel


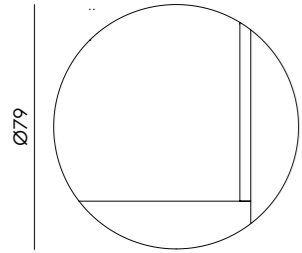




ed031

Wall mirror made of black wood, brushed brass and black paint structure.

The mirror is provided with four hanging points, allowing the mirror itself to be mounted in four different positions.



ed031

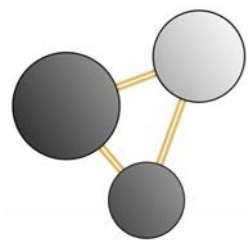
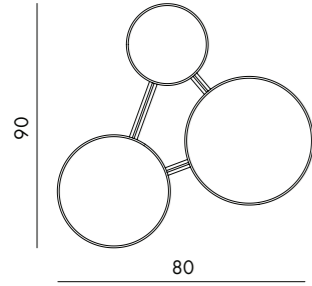
black
brass





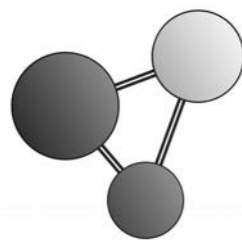
ed032

Modular wall mirror with black paint structure and rails with different finishes.
The rails can be adjusted to give to the mirror multiple forms.



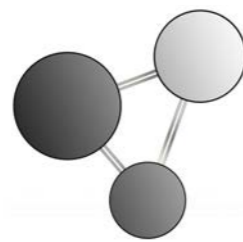
ed032.01

black
brass




ed032.02



black
black



ed032.03

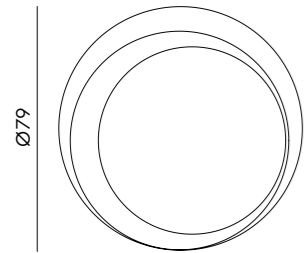
black
chrome






ed034


Wall mirror with black paint and brushed brass structure.
The mirror is provided with four hanging points, allowing the mirror itself to be mounted in four different positions.



ed034

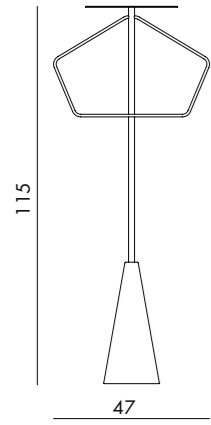
black
brass





ed044

Valet stand with stone base and metal structure.



ed044.01

black stone
brass



ed044.02

red stone
bronze



ed044.03

red stone
brass



ed044.04

green stone
black



ed044.05

green stone
brass



ed044.06

black stone
bronze



ed044.07

green stone
bronze



ed044.08

white stone
black



ed044.09

white stone
bronze




ed044.10


white stone
brass



ed044.11

black stone
black

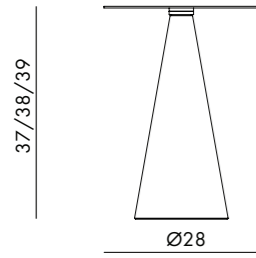




ed071

Reconfigurable coffee table with stone base and metal structure.

The table's height can be set in three different levels.



ed071.01

black stone
brass



ed071.02

black stone
black



ed071.03

black stone
bronze



ed071.04

white stone
brass




ed071.05

white stone
black



ed071.06

white stone
bronze



ed071.07

green stone
brass



ed071.08

green stone
bronze




ed071.09

white stone
steel



ed071.10

black stone
steel

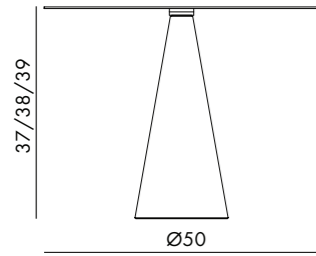




ed072

Reconfigurable coffee table with stone base and metal structure.

The table's height can be set in three different levels.



ed072.01

black stone
brass



ed072.02

black stone
black



ed072.03

black stone
bronze



ed072.04

white stone
brass



ed072.05

white stone
black



ed072.06

white stone
bronze



ed072.07

green stone
brass



ed072.08

green stone
bronze



ed072.09

white stone
steel



ed072.10

black stone
steel

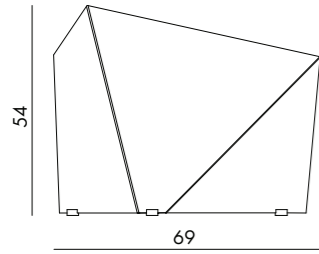




FIREPLACE

ed009

Fireplace shield made of folded and lasercut metalsheet;
feet made in carved brushed brass.



ed009.01

steel
brass




ed009.02

black
brass



ed009.03


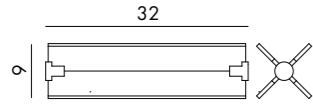
brass
brass





ed010

Solid steel andirons with oil finish and solid brushed brass joints.



ed010

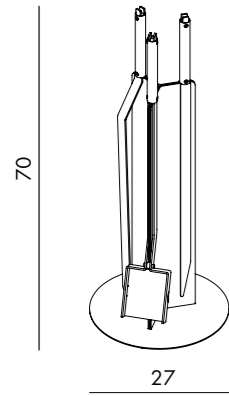
steel
brass





ed065

Fireplace tools made of folded and lasercut metalsheet and metal handles.



ed065.01

bronze
black


ed065.02

steel
black

ed065.03

brass
black







GENERAL
CATALOGUE

EDIZIONI[®]

D E S I G N

//

EDIZIONI DESIGN
Via Arena, 19
20123 Milano - Italia
T +39 02 38248390
welcome@edizionidesign.com
edizionidesign.com

//

ART DIRECTION / PHOTOGRAPHY / CGI
ASPS Design Studio
as-ps.it

//

edizionidesign.com

//

all rights reserved 2013 — 2025