

VETTORIALE



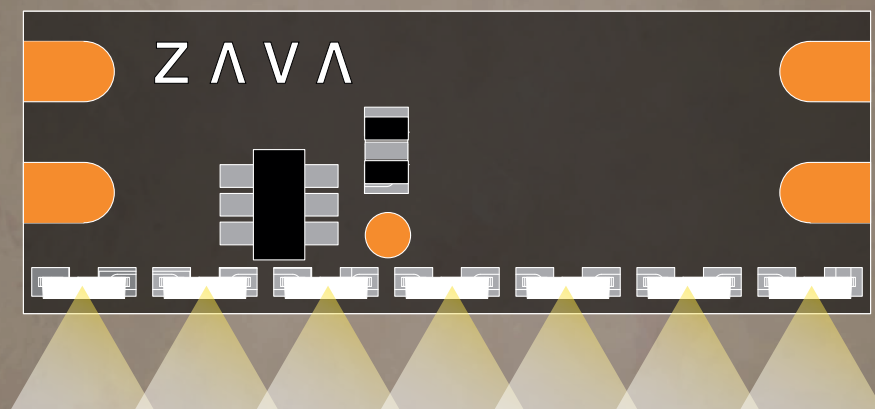
ZAVVA

La luce alla sua forma più pura.

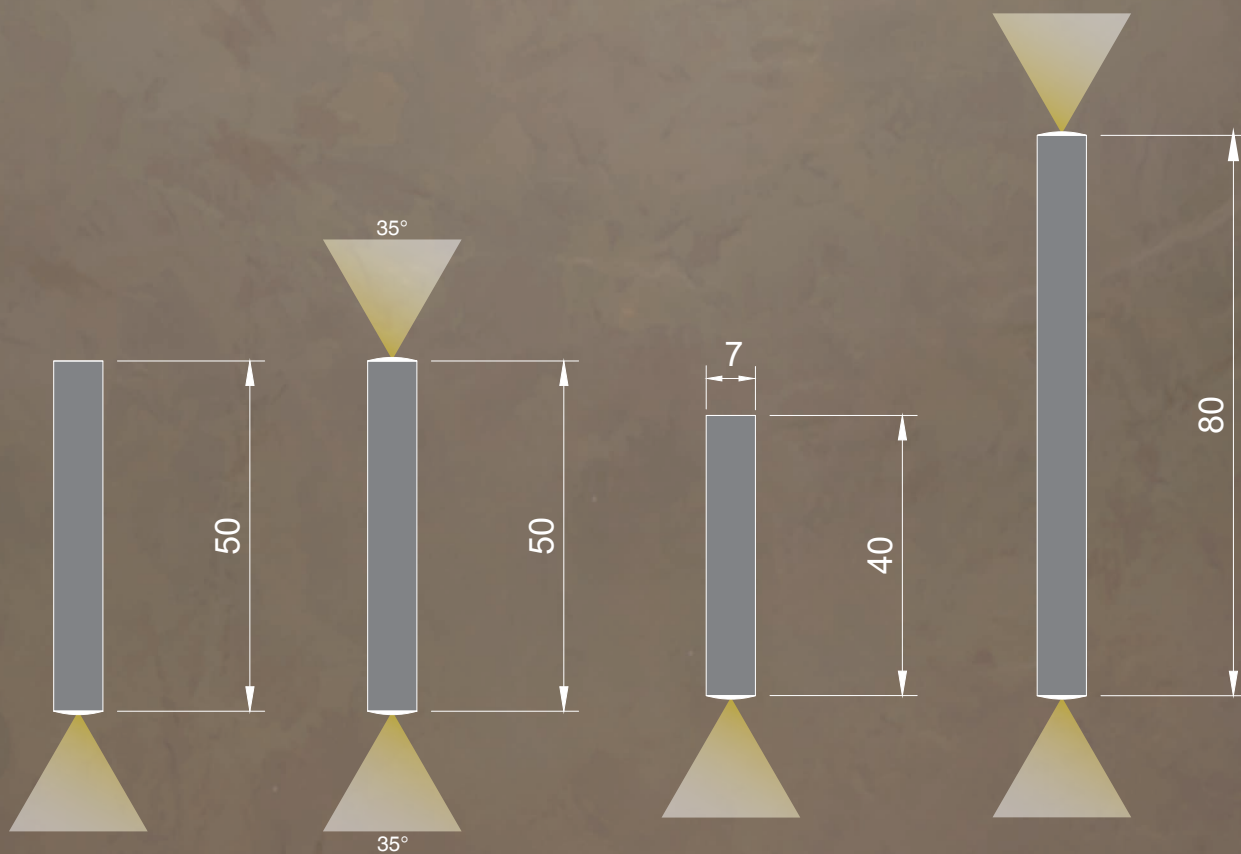
Il design minimale si traduce in un'estetica silenziosa, che valorizza la materia, le proporzioni e l'architettura circostante.

Light in its purest form.

Minimalist design translates into a silent aesthetic that enhances the material, the proportions, and the surrounding architecture.



Luminous flux (nominal)	24V 20w/m 2000lm/m CRI>90	Beam:	35°
CCT	2700K / 3000K / 4000K	Dimming	DALI / Push / Bluetooth
Ingress Protection	IP20	Certification	CE



Products
 Vettoriale Tesata
 Vettoriale Sospensione Lineare (monoemission)
 Vettoriale ZigZag (monemission)

Products
 Vettoriale Sospensione Lineare (biemission)
 Vettoriale Sospensione Round A/B
 Vettoriale ZigZag (biemission)



ZAVA

SOSPENSIONE LINEARE MONOEMISSIONE / MONOEMISSION



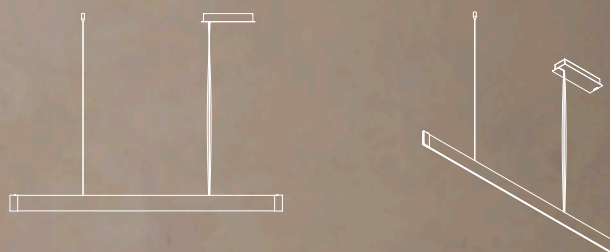

ZAVA

SOSPENSIONE LINEARE BIEMISSIONE / BIEMISSION



MONOEMISSION

BIEMISSION



Type Suspension Linear monoemission

Materials Aluminium, Brass

Dimming DALI/Push/Bluetooth


Luminous flux (nominal)

100 cm: 20W 2000Lm
 150 cm: 30W 3000Lm
 200 cm: 40W 4000Lm
 290 cm: 58W 5800Lm
 390 cm: 78W 7800Lm



CCT:2700K/3000K/4000K

Colors / Finiture



Ceiling Rose / Rosone



Type Suspension Linear biemission

Materials Aluminium, Brass

Dimming DALI/Push/Bluetooth


Luminous flux (nominal)

100 cm: 40W 4000Lm
 150 cm: 60W 6000Lm
 200 cm: 80W 8000Lm
 290 cm: 116W 11600Lm
 390 cm: 156W 15600Lm




CCT:2700K/3000K/4000K

Colors / Finiture



Ceiling Rose / Rosone





ZAVA

TESATA CEILING ROSE / ROSONE





ZAVA

TESATA REMOTA / REMOTE



MONO/BIEMISSION



Type Tesata monoemission

Materials Aluminium, Brass

Dimming DALI/Push/Bluetooth

Luminous flux (nominal)

100 cm: 20W 2000Lm
 150 cm: 30W 3000Lm
 200 cm: 40W 4000Lm
 290 cm: 58W 5800Lm
 390 cm: 78W 15600Lm



CCT:2700K/3000K/4000K

Colors / Finiture



Alluminio satinato Nero Bianco puro

Remote Ceiling Rose / Rosone remoto

Alluminio satinato

Nero

Bianco puro



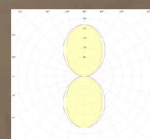
Type Tesata biemission

Materials Aluminium, Brass

Dimming DALI/Push/Bluetooth

Luminous flux (nominal)

100 cm: 40W 4000Lm
 150 cm: 60W 6000Lm
 200 cm: 80W 8000Lm
 290 cm: 116W 11600Lm
 390 cm: 156W 15600Lm



CCT:2700K/3000K/4000K

Colors / Finiture



Alluminio satinato Nero Bianco puro


Ceiling Rose / Rosone

Alluminio satinato

Nero

Bianco puro






ZAVA

ZIG ZAG





*Massima lunghezza con singolo rosone: 6m / Maximum length with a single rosette: 6 m

Type Zig Zag monoemission

Materials Alluminium, Brass

Dimming DALI/Push/Bluetooth


Luminous flux (nominal)

100 cm: 20W 2000Lm
150 cm: 30W 3000Lm
200 cm: 40W 4000Lm
290 cm: 58W 5800Lm
390 cm: 78W 7800Lm



CCT:2700K/3000K/4000K

Colors / Finiture




Type Zig Zag biemission

Materials Alluminium, Brass

Dimming DALI/Push/Bluetooth


Luminous flux (nominal)

100 cm: 40W 4000Lm
150 cm: 60W 6000Lm
200 cm: 80W 8000Lm
290 cm: 116W 11600Lm
390 cm: 156W 15600Lm




CCT:2700K/3000K/4000K


Colors / Finiture



Ceiling Rose / Rosone



Ceiling Rose / Rosone





ZAVA

SOSPENSIONE ROUND MONOEMISSIONE / MONOEMISSION



ZAVA

SOSPENSIONE ROUND BIEMISSIONE / BIEMISSION



MONOEMISSION

BIEMISSION

Suspension Version B



Suspension Version A



Type Suspension Version A and B

Materials Alluminium, Brass

Dimming DALI/Push/Bluetooth


Luminous flux (nominal)

Ø30 cm: 19W 1880Lm
 Ø40 cm: 25W 2500Lm
 Ø50 cm: 32W 3140Lm
 Ø65 cm: 41W 3340Lm
 Ø80 cm: 51W 5020Lm
 Ø95 cm: 60W 5920Lm
 Ø115 cm: 73W 7220Lm
 Ø135 cm: 85W 8480Lm
 Ø150 cm: 95W 9420Lm
 Ø190 cm: 123W 12240Lm



CCT:2700K/3000K/4000K

Colors / Finiture



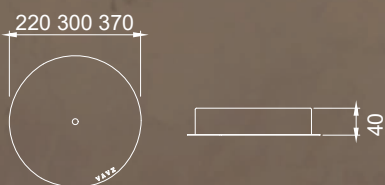
Alluminio satinato Nero Bianco puro

Ceiling Rose / Rosone Version B

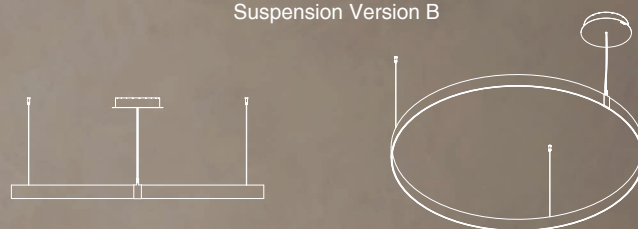
Alluminio satinato

Nero

Bianco puro



Suspension Version B



Suspension Version A




Type Suspension Version A and B

Materials Aluminium, Brass

Dimming DALI/Push/Bluetooth


Luminous flux (nominal)

Ø30 cm: 38W 3760Lm
 Ø40 cm: 50W 5500Lm
 Ø50 cm: 64W 6280Lm
 Ø65 cm: 82W 6680Lm
 Ø80 cm: 102W 10040Lm
 Ø95 cm: 120W 10200Lm
 Ø115 cm: 146W 14440Lm
 Ø135 cm: 170W 16960Lm
 Ø150 cm: 190W 18840Lm
 Ø190 cm: 246W 23840Lm



CCT:2700K/3000K/4000K

Colors / Finiture



Alluminio satinato Nero Bianco puro

Ceiling Rose / Rosone Version A

Alluminio satinato

Nero

Bianco puro



