

alberta[®]
Made in Italy

SEATING

collection



SEATING
collection

Seating: Design che accoglie, stile che distingue.

Alberta presenta una collezione di sedie, poltrone lounge e pouf pensata per interpretare con eleganza ogni ambiente. Linee e forme differenti si combinano in un equilibrio perfetto tra comfort e design, dando vita a una proposta versatile e contemporanea. Ogni modello racconta un modo diverso di vivere lo spazio, con dettagli sartoriali, tessuti ricercati e finiture curate che esprimono l'essenza del saper fare italiano. Una collezione capace di adattarsi con naturalezza a contesti residenziali e contract, portando con sé stile, armonia e carattere.



Seating: Design that embraces, style that defines.

Alberta presents a collection of chairs, lounge armchairs, and poufs designed to elegantly conceive any environment. Distinct lines and shapes merge in perfect balance between comfort and design, creating a versatile and contemporary offer. Each piece tells a unique story of how to experience space, featuring tailored details, refined fabrics, and carefully crafted finishes that embody the essence of Italian craftsmanship. A collection that naturally adapts to both residential and contract settings, bringing with it style, harmony, and personality.



Seating : un design qui accueille, un style qui distingue.

Alberta présente une collection de chaises, fauteuils lounge et poufs pensée pour interpréter avec élégance chaque environnement. Des lignes et des formes différentes se combinent dans un équilibre parfait entre confort et design, donnant vie à une proposition à la fois polyvalente et contemporaine. Chaque modèle raconte une manière unique de vivre l'espace, avec des détails soignés, des tissus raffinés et des finitions étudiées qui expriment toute l'essence du savoir-faire italien. Une collection capable de s'adapter naturellement aux contextes résidentiels comme aux espaces contract, en apportant style, harmonie et caractère.



Seating: Design, das willkommen heißt – Stil, der beeindruckt.

Alberta präsentiert eine Kollektion von Stühlen, Lounge-Sesseln und Poufs, die mit Eleganz in jedes Ambiente passt. Unterschiedliche Linien und Formen vereinen sich in perfekter Balance zwischen Komfort und Design und schaffen eine vielseitige, zeitgemäße Kollektion. Jedes Modell erzählt eine eigene Art, Raum zu erleben – mit handwerklich ausgearbeiteten Details, ausgewählten Stoffen und sorgfältigen Oberflächen, die die Essenz italienischer Handwerkskunst verkörpern. Eine Kollektion, die sich harmonisch an Wohn- und Objektbereiche anpasst und Stil, Harmonie und Charakter ausstrahlt.

INDICE • INDEX

POLTRONE • ARMCHAIRS.....	09
LOUNGE.....	59
SEDIE • CHAIR.....	127
POUF.....	167
RIEPILOGO • SUMMARY.....	177
FINITURE • FINISHING.....	197
DATI TECNICI • TECHNICAL DATA.....	201

POLTRONE • ARMCHAIR



ARIEL11



LITTLESOFY 19



IVY 27



ANNETTE 35



BRIGIDA45



BECKY 51

LOUNGE



MEGAN 61



BREK 75



ARIEL 87



RIRI 95



LION107



NORA MEDIUM115



FLOWER123

SEDIE • CHAIR



VICKY129



AMY143



DEVA151



NELL159

POUF



BIGBOB169



BOB173

Le immagini riportate in questo catalogo hanno uno scopo puramente illustrativo e sono realizzate mediante tecniche di computer grafica per mostrare una possibile soluzione di arredo e finitura. I dettagli, i materiali e le finiture sono indicativi e potrebbero subire variazioni durante la fase esecutiva.

The images shown in this catalogue are for illustrative purposes only and have been created using computer graphics techniques to present a possible furnishing and finishing solution. Details, materials, and finishes are indicative only and may be subject to change during the production phase.

**POLTRONE •
ARMCHAIRS**

alberta®

ARIEL



Design by
Alberta Style Department

alberta®









LITTLESOFY



Design by
Alberta Style Department

alberta®









IVY



Design by
Alberta Style Department

alberta®









ANNETTE



Design by
Alberta Style Department

alberta®











BRIGIDA



Design by
Alberta Style Department

alberta®







BECKY



Design by
Alberta Style Department

alberta®









LOUNGE

alberta[®]

MEGAN



Design by
Alberta Style Department

alberta®















BREK



Design by
Alberta Style Department

alberta®













ARIEL



Design by
Alberta Style Department

alberta®









RIRI



Design by
Alberta Style Department

alberta®













LION LOW



Design by
Alberta Style Department

alberta®









NORA MEDIUM



Design by
Alberta Style Department

alberta®









FLOWER



Design by
Alberta Style Department

alberta®





SEDIE • CHAIRS

VICKY



Design by
Alberta Style Department

alberta®















AMY - AMY OPEN



Design by
Alberta Style Department

alberta®









DEVA



Design by
Alberta Style Department

alberta®









NELL



Design by
Alberta Style Department

alberta®









POUF

alberta®

BIG BOB



Design by
Alberta Style Department

alberta®





BOB



Design by
Alberta Style Department

alberta®






RIEPILOGO • SUMMARY

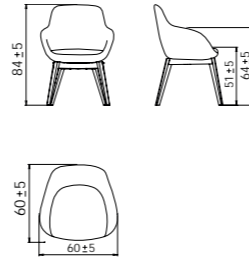
alberta[®]

POLTRONE • ARMCHAIRS



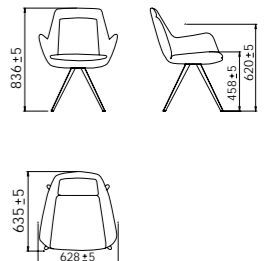
10 11

ARIEL poltrona/armchair/fauteuil/Sessel
 • 2ARIPL7 • Columbia 9K1 Cat.F • Base Dark walnut beech



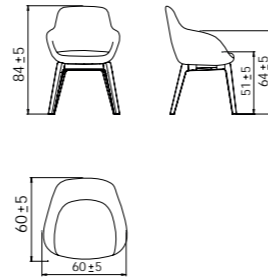
18 19

LITTLESOFY poltrona/armchair/fauteuil/Sessel
 • 1LSOPP13 • Terre De Lin 500 Senape Cat.7
 • Base Polished chrome steel



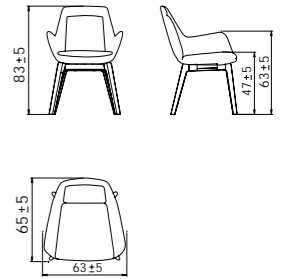
12 13

ARIEL poltrona/armchair/fauteuil/Sessel
 • 2ARIPL26 • Columbia 9K1 Cat.F • Base Natural ash



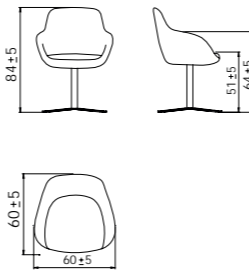
20 21

LITTLESOFY poltrona/armchair/fauteuil/Sessel
 • 1LSOPL26 • Terre De Lin 500 Senape Cat.7 • Base Natural ash




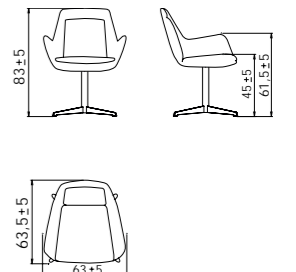
14 15

ARIEL poltrona/armchair/fauteuil/Sessel
 • 2ARIPR15 • Columbia 9K1 Cat.F • Base Polished chrome steel




22 23

LITTLESOFY poltrona/armchair/fauteuil/Sessel
 • 1LSOPR1 • Terre De Lin 500 Senape Cat.7 • Base Matt black steel



16 17

ARIEL poltrona/armchair/fauteuil/Sessel
 • 2ARIPL17 • Columbia 9K1 Cat.F
 • Base Wenge beech

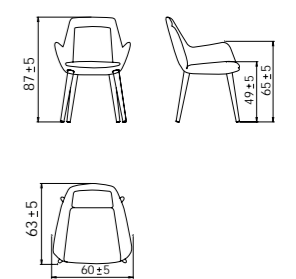


• 2ARIPL26 • Columbia 9K1 Cat.F
 • Base Natural ash




24 25

LITTLESOFY poltrona/armchair/fauteuil/Sessel
 • 1LSOPGL • Terre De Lin 500 Senape Cat.7 • Base Medium walnut beech


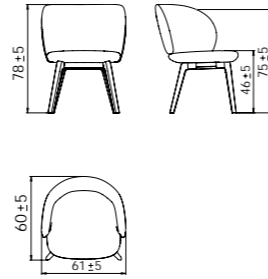


POLTRONE • ARMCHAIRS



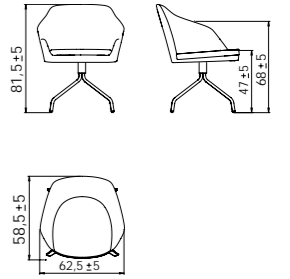
26 27

IVY poltrona/armchair/fauteuil/Sessel
 • 11VYPL26 • 6526 Romuald Legni Cat.6
 • Base Medium walnut beech



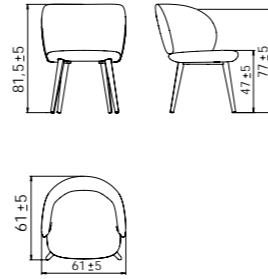
36 37

ANNETTE poltrona/armchair/fauteuil/Sessel
 • 1ANNPP10 • Arizona Petrolio Cat.6 • Base Polished chrome steel



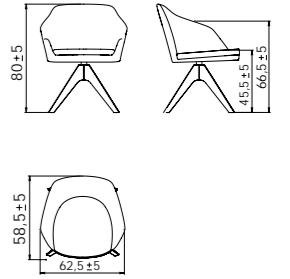
28 29

IVY poltrona/armchair/fauteuil/Sessel
 • 11VYPL12 • 6526 Romuald Legni Cat.6 • Base Wenge beech



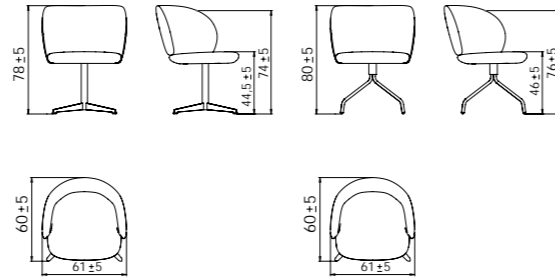
38 39

ANNETTE poltrona/armchair/fauteuil/Sessel
 • 1ANNPL17 • Arizona Bruciato Cat.6 • Base Natural ash




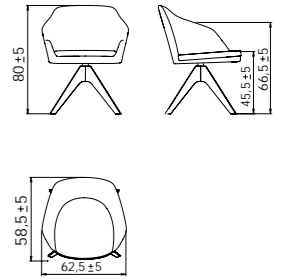
32 33

IVY poltrona/armchair/fauteuil/Sessel
 • 11VYPR1
 • 6526 Romuald Legni Cat.6
 • Base Polished chrome steel
 • 11VYPP10
 • 6526 Romuald Legni Cat.6
 • Base Polished chrome steel



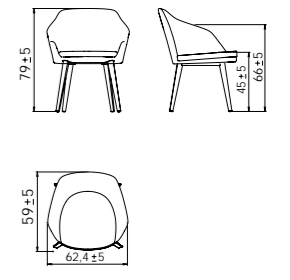
40 41

ANNETTE poltrona/armchair/fauteuil/Sessel
 • 1ANNPL17 • Arizona Bruciato Cat.6 • Base Natural ash



42 43

ANNETTE poltrona/armchair/fauteuil/Sessel
 • 2ANNPL12 • Ascott 9N6 Cat.G • Base Wenge beech


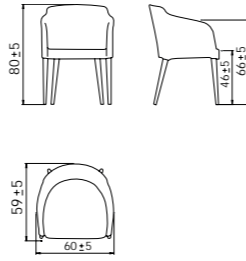


POLTRONE • ARMCHAIRS



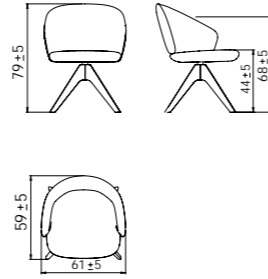
46 47

BRIGIDA poltrona/armchair/fauteuil/Sessel
 • 2BRGP • Ascott 9n1 Cat.G • Base Wenge beech



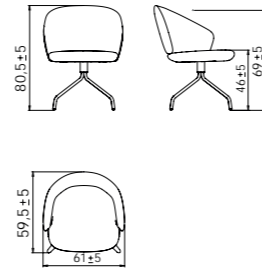
50 51

BECKY poltrona/armchair/fauteuil/Sessel
 • 1BKEPL17 • Columbia 9K4 Cat.F • Base Dark walnut beech



52 53

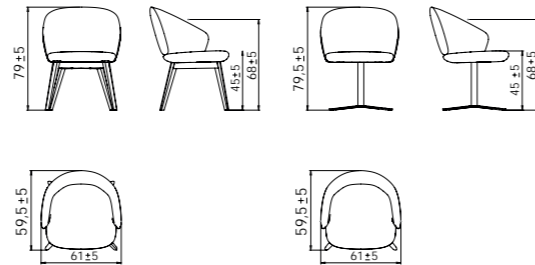
BECKY poltrona/armchair/fauteuil/Sessel
 • 1BKEPP10 6522 • Columbia 9K4 Cat.F • Base Matt black steel



54 55

BECKY poltrona/armchair/fauteuil/Sessel
 • 1BKEPL7 • Columbia 9K4 Cat.F
 • Base Natural ash

• 1BKEPR15
 • Columbia 9K4 Cat.F
 • Base Polished chrome steel

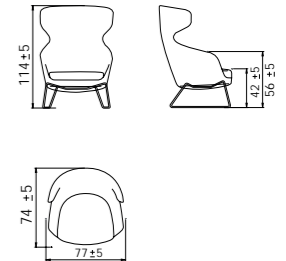


LOUNGE




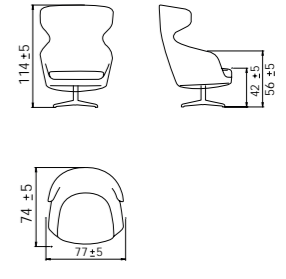
64 65

MEGAN lounge
 • 2MGRNGS7 • Sensation 9C6 Cat.H • Base Polished chrome steel



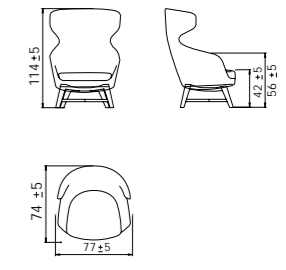
68 69

MEGAN lounge
 • 2MGRNGR7 • Ascott 9N1 Cat.G • Base Polished chrome steel



72 73

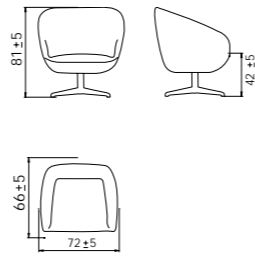
MEGAN lounge
 • 1MGRNGL30 • Volano Beige Cat.8 • Base Natural ash




LOUNGE



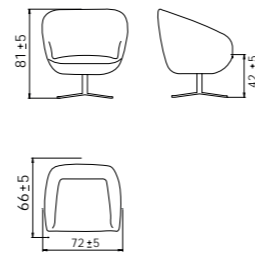
BREK lounge
 • 1BRELNGR7 • Cile 13 Verde Cat.7 • Base Polished chrome steel



76 77



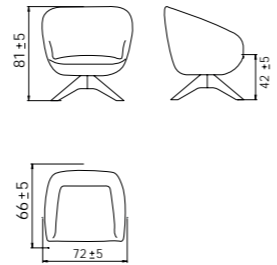
BREK lounge
 • 1BRELNGR13 • Zoe 1501 Cat.6 • Base Polished chrome steel



78 79



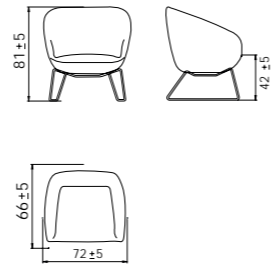
BREK lounge
 • 1BRELNGL21 • Zoe 1503 Cat.6 • Base Wenge beech
 • DION divano/sofa • 6524 Romuald creta Cat. 6




80 81



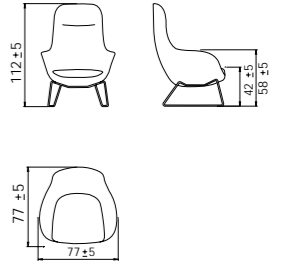
BREK lounge
 • 1BRELNGS7 • Zoe 1520 Cat.6 • Base Polished chrome steel



84 85



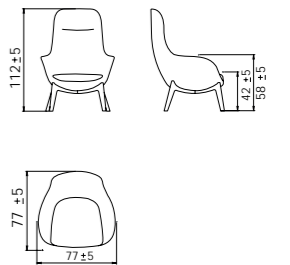
ARIEL lounge
 • 1ARILNGS7 • 8705 Volano 13 Petrolio – Cat. 8 • Base Polished chrome steel



86 87



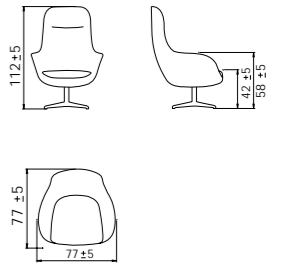
ARIEL lounge
 • 1ARILNGL14 • 8705 Volano 13 Petrolio – Cat. 8 • Base Natural ash
 • PREMIERE divano/sofa




88 89



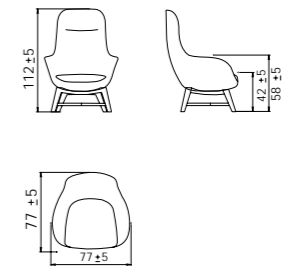
ARIEL lounge
 • 1ARILNGR7 • 8705 Volano 13 Petrolio – Cat. 8 • Base Polished chrome steel



90 91



ARIEL lounge
 • 1ARILNGL14
 • 8705 Volano 13 Petrolio – Cat. 8
 • Base Natural ash



• 1ARILNGL30
 • 8705 Volano 13 Petrolio – Cat. 8
 • Base Wenge beech

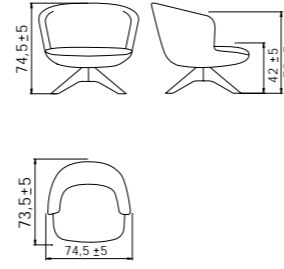
92 93

LOUNGE



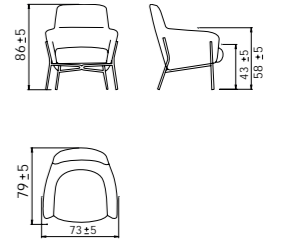
96 97

RIRI lounge
 • 1RIRLNG121 • Cile Verde Cat.7 • Base Natural ash




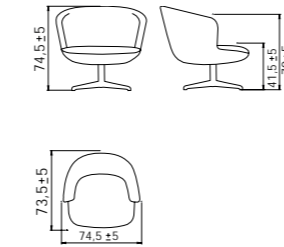
110 111

LIONLOW lounge
 • 1ARLNG14 • 7A56 Cile 16 Mattone Cat. 7
 • MONCHERI divano/sofa • 6522 Romuald Lino, Cat. 6
 • ISLAND tavolino/small table



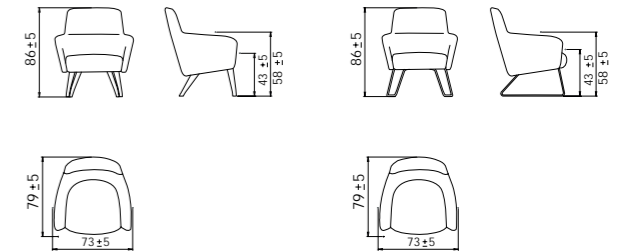
98 99

RIRI lounge
 • 2RIRLNGR7 • Fjord 942 Cat.G • Base Polished chrome steel



112 113

LIONLOW lounge
 • 1LIOLGLL40
 • 7A56 Cile 16 Mattone Cat. 7
 • Base Natural ash


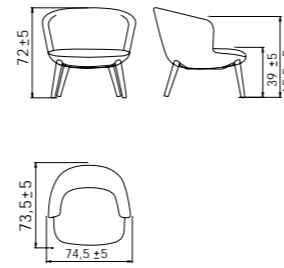


• 1LIOLGLS11
 • 7A56 Cile 16 Mattone Cat. 7
 • Base Polished chrome steel
 • ISLAND tavolino/small table



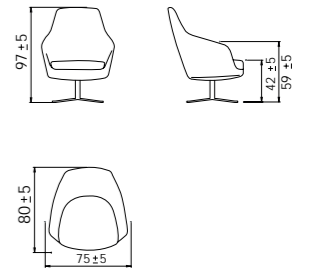
100 101

RIRI lounge
 • 2RIRLNG132 • Cile Blu Cat.7 • Base Wenge beech
 • FLY divano/sofa • 7945 Bercy 01 latte, Cat. 7




114 115

NORA MEDIUM lounge
 • 2NRALGMR13 • Columbia 9K3 Cat.F • Base Polished chrome steel



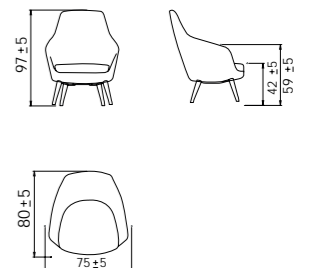
104 105

RIRI lounge
 • 1RIRLNGS7 • Cile Sabbia Cat.7 • Base Polished chrome steel



116 117

NORA MEDIUM lounge
 • 2NRALGML25 • Columbia 9K3 Cat.F • Base Black beech
 • ISLAND tavolino/small table



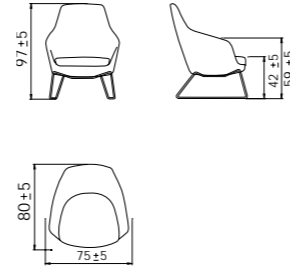
LOUNGE



118

119

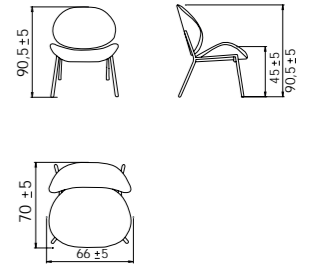
- NORA MEDIUM lounge**
 • 2NRALGMS7 • Columbia 9K3 Cat.F • Base Polished chrome steel
 • ISLAND tavolino/small table



124

125

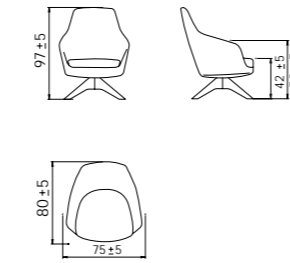
- FLOWER lounge**
 • 1FLWLNG • Cile Sabbia Cat.7 • Base Polished chrome steel



120

121

- NORA MEDIUM lounge**
 • 2NRALGML21 • Columbia 9K3 Cat.F • Base Black beech
 • ISLAND tavolino/small table

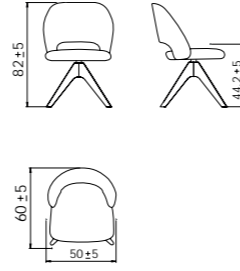


SEDIE • CHAIRS



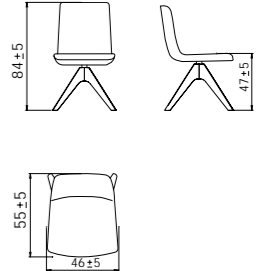
130 131

VICKY sedia/chair/chaise/Stuhl
 • 1VKYSEL17 • Ascott 9N6 Cat.G • Base Wenge beech



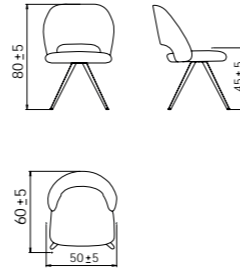
142 143

AMY sedia/chair/chaise/Stuhl
 • 1AMYSEL17 • 6B89 Pensiero Turc. – Cat. 6 • Base Natural ash



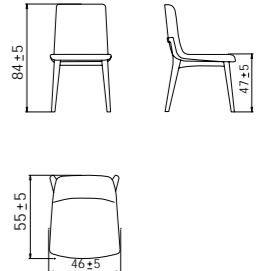
134 135

VICKY sedia/chair/chaise/Stuhl
 • 1VKYSEP13 • Arizona Cammello Cat.6 • Base Polished chrome steel



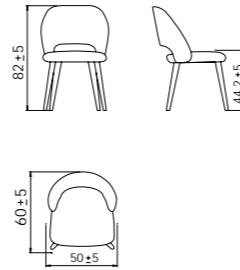
144 145

AMY sedia/chair/chaise/Stuhl
 • 1AMYSEL36 • 6B89 Pensiero Turc. – Cat. 6 • Base Wenge beech




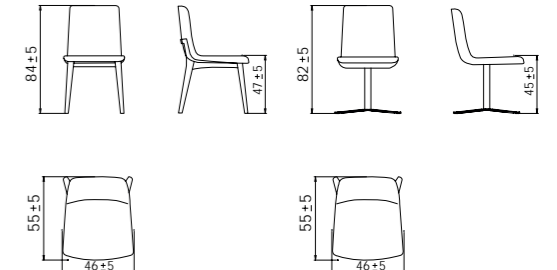
138 139

VICKY sedia/chair/chaise/Stuhl
 • 1VKYSEL12 • Arizona Greige Cat.6 • Base Wenge beech



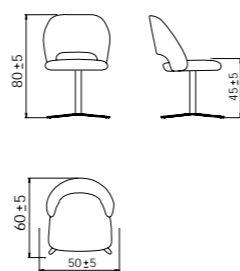
146 147

AMY sedia/chair/chaise/Stuhl
 • 1AMYSEL36 • Base Wenge beech
 • 1AMYSER15 • Base Polished chrome steel
 • 6B89 Pensiero Turc. – Cat. 6



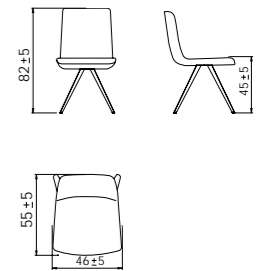
140 141

VICKY sedia/chair/chaise/Stuhl
 • 1VKYSER15 • Ascott 9N3 Cat.G • Base Polished chrome steel




148 149

AMY sedia/chair/chaise/Stuhl
 • 1AMYSEP13 • 6B89 Pensiero Turc. – Cat. 6 • Base Matt black steel


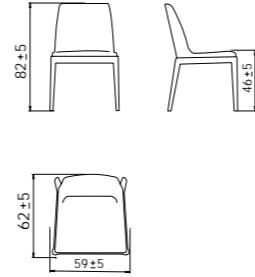


SEDIE • CHAIRS



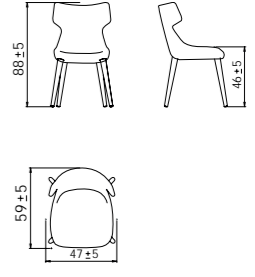
150 151

DEVA sedia/chair/chaise/Stuhl
 • 1DEVSEL29 • Columbia 9K6 Cat.F • Base Natural ash



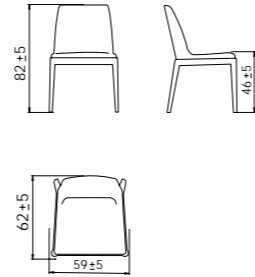
158 159

NELL sedia/chair/chaise/Stuhl
 • 1NELSEGL • Fjord 942 Cat.G • Base Wenge beech




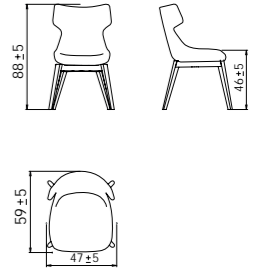
152 153

DEVA sedia/chair/chaise/Stuhl
 • 1DEVSEL29 • Columbia 9K6 Cat.F • Base Natural ash



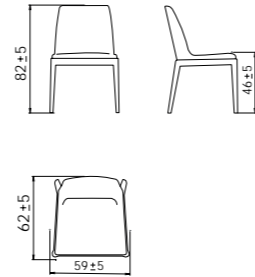
160 161

NELL sedia/chair/chaise/Stuhl
 • 1NELSEL9 • Arizona Cammello Cat.6 • Base Polished chrome steel



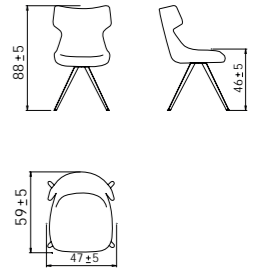
154 155

DEVA sedia/chair/chaise/Stuhl
 • 1DEVSEL29 • Columbia 9K6 Cat.F • Base Natural ash



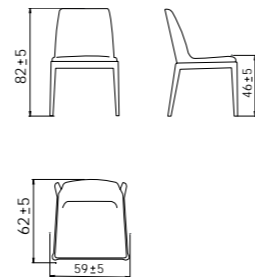
162 163

NELL sedia/chair/chaise/Stuhl
 • 1NELSEP13 • Arizona Petrolio Cat.6 • Base Polished chrome steel



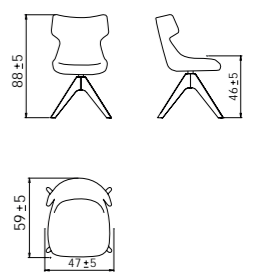
156 157

DEVA sedia/chair/chaise/Stuhl
 • 1DEVSEL29 • Columbia 9K6 Cat.F • Base Natural ash



164 165

NELL sedia/chair/chaise/Stuhl
 • 1NELSEL17 • Arizona Bruciato Cat.6 • Base Natural ash



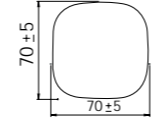
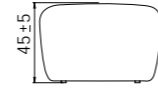
POUF



170

171

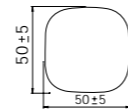
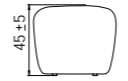
BIGBOB pouf
• 1BOBPFBG • Arizona Limetta Cat.6
• NUVOLA divano/sofa • 6317 Byron 111 Bianco, Cat. 6



174

175

BOB pouf
• 2BOBPOUFF • Windsor 9P2 Cat.H
• GRACE divano/sofa • 8273 Shell 06 Sabbia, Cat.9



alberta®

METALLO/METAL/MÉTAL/METALL




Matt Black



Polished Chrome


LEGNO/WOOD/BOIS/HOLZ




Natural



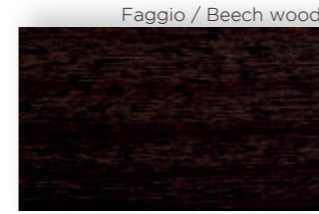
Natural Oak



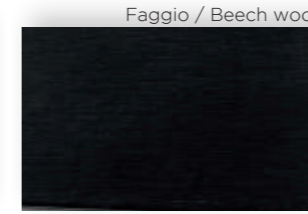
Medium Walnut



Dark Walnut



Wengè



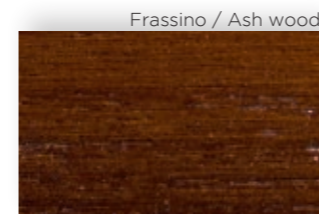
Black



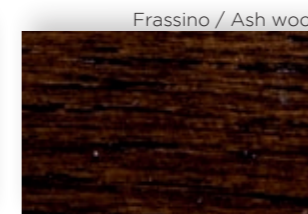
Natural



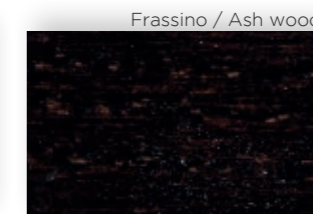
Natural Oak



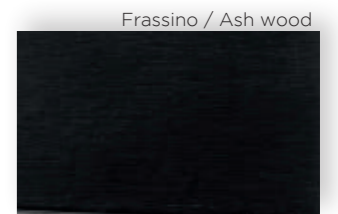
Medium Walnut



Dark Walnut



Wengè



Black

DATI TECNICI • TECHNICAL DATA

POLTRONE • ARMCHAIRS

ARIEL	202
LITTLESOFY	204
IVY	206
ANNETTE	208
BRIGIDA	210
BECKY	212

LOUNGE

MEGAN	214
BREK	216
ARIEL	218
RIRI	220
LION LOW	222
NORA MEDIUM	224
FLOWER	226

SEDIE • CHAIRS

VICKY	228
AMY - AMY OPEN	230
DEVA	232
NELL	234

POUF

BIG BOB	236
BOB	237

alberta®

ARIEL poltrona/armchair/fauteuil/Sessel
 elementi/elements/éléments/Elemente

Design by Alberta Style Department



Struttura portante: Inserto interno in metallo tondino, piatti, tubi, quadri e tondi di varie dimensioni. Listello in legno multistrato o tondello in gomma inserito sotto la scocca per la puntatura del tessuto.
Imbottiture: Poliuretano "POLFLEX" indeformabile stampato a freddo, densità media 60 kg/m³.
Base: Basamenti a scelta. In acciaio - metallo o in legno di frassino - faggio personalizzabili in differenti finiture.

Supporting structure: Internal frame in metal rod, flat bars, tubes, and round or square profiles of various sizes. Plywood strip or rubber dowel inserted under the shell for fabric stapling.
Padding: "POLFLEX" cold-moulded, non-deformable polyurethane foam, medium density 60 kg/m³.
Base: Choice of bases. In steel/metal or in ash/beech wood, customizable in different finishes.

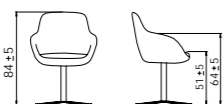
Structure portante: Insert interne en tiges, plaques, tubes, profils carrés et ronds en métal de différentes dimensions. Languette en bois multiplis ou tige en caoutchouc insérée sous la coque pour l'agrafage du tissu.
Rembourrage: Polyuréthane « POLFLEX » indéformable moulé à froid, densité moyenne 60 kg/m³.
Base: Piétements au choix. En acier/métal ou en bois de frêne/hêtre, personnalisables avec différentes finitions.

Tragstruktur: Innenrahmen aus Metallstäben, Flachstahl, Rohren sowie Vierkant- und Rundprofilen in verschiedenen Größen. Sperrholzleiste oder Gummistab unter der Schale zur Befestigung des Bezugsstoffes eingesetzt.
Polsterung: „POLFLEX“ kaltgeschäumter, formstabiler Polyurethanschaum, mittlere Dichte 60 kg/m³.
Gestell: Wählbare Untergestelle. Aus Stahl/Metall oder aus Eschen- bzw. Buchenholz, individuell in verschiedenen Oberflächen erhältlich.

Cod. Tessuto/fabric/tissu/Staff: 1/01
 Cod. Pelle/leather/ cuir/Leder: 2/02



1ARIPR1
2ARIPR1



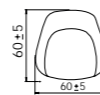
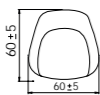
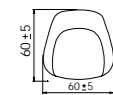
1ARIPR15
2ARIPR15



1ARIPP10
2ARIPP10



1ARIPL13
2ARIPL13



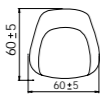
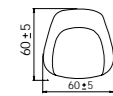
1ARIPL17
2ARIPL17



1ARIPL26
2ARIPL26



1ARIPL7
2ARIPL7



BaseR1 in metallo cromato lucido girevole/
 In polished chrome-plated metal swivel/En métal chromé poli pivotant/Aus hochglanzverchromtem Metall Eschenholz



BaseR15 in metallo cromato lucido girevole/In polished chrome-plated metal swivel/En métal chromé poli pivotant/Aus hochglanzverchromtem Metall Eschenholz



BaseP10 in metallo cromato lucido girevole/In polished chrome-plated metal swivel/En métal chromé poli pivotant/Aus hochglanzverchromtem Metall Eschenholz



BaseL13 in legno di frassino/ In ash wood/ En bois de frêne/ Aus Eschenholz



BaseL17 in legno di frassino girevole/ In ash wood swivel/ En bois de frêne pivotant/ Aus drehbarem Eschenholz



BaseL26 in legno di frassino/ In ash wood/ En bois de frêne/ Aus Eschenholz



BaseL7 in legno di faggio/ In beech wood/ En bois de hêtre/ Aus Buchenholz

LITTLESOFY poltrona/armchair/fauteuil/Sessel
 elementi/elements/éléments/Elemente

Design by Alberta Style Department



Struttura portante: Inserto interno in metallo tondino, piatti, tubi, quadri e tondi di varie dimensioni. Listello in legno multistrato o tondello in gomma inserito sotto la scocca per la puntatura del tessuto.
Imbottiture: Poliuretano "POLFLEX" indeformabile stampato a freddo, densità media 60 kg/m³.
Base: Basamenti a scelta. In acciaio - metallo o in legno di frassino - faggio personalizzabili in differenti finiture.

Supporting structure: Internal frame in metal rod, flat bars, tubes, and round or square profiles of various sizes. Plywood strip or rubber dowel inserted under the shell for fabric stapling.
Padding: "POLFLEX" cold-moulded, non-deformable polyurethane foam, medium density 60 kg/m³.
Base: Choice of bases. In steel/metal or in ash/beech wood, customizable in different finishes.

Structure portante: Insert interne en tiges, plaques, tubes, profils carrés et ronds en métal de différentes dimensions. Languette en bois multiplis ou tige en caoutchouc insérée sous la coque pour l'agrafage du tissu.
Rembourrage: Polyuréthane « POLFLEX » indéformable moulé à froid, densité moyenne 60 kg/m³.
Base: Piétements au choix. En acier/métal ou en bois de frêne/hêtre, personnalisables avec différentes finitions.

Tragstruktur: Innenrahmen aus Metallstäben, Flachstahl, Rohren sowie Vierkant- und Rundprofilen in verschiedenen Größen. Sperrholzleiste oder Gummistab unter der Schale zur Befestigung des Bezugsstoffes eingesetzt.
Polsterung: „POLFLEX“ kaltgeschäumter, formstabiler Polyurethanschaum, mittlere Dichte 60 kg/m³.
Gestell: Wählbare Untergestelle. Aus Stahl/Metall oder aus Eschen- bzw. Buchenholz, individuell in verschiedenen Oberflächen erhältlich.

Cod. Tessuto/fabric/tissu/Staff: 1/01
 Cod. Pelle/leather/ cuir/Leder: 2/02



1LSOPR1
2LSOPR1



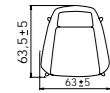
1LSOPR15
2LSOPR15



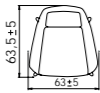
1LSOPP13
2LSOPP13



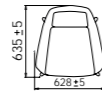
1LSOPGL
2LSOPGL



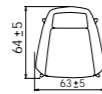
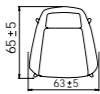
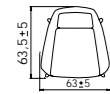
1LSOPL17
2LSOPL17



1LSOPL26
2LSOPL26



1LSOPL7
2LSOPL7



BaseR1 in metallo cromato lucido girevole/
 In polished chrome-plated metal swivel/En métal chromé poli pivotant/Aus hochglanzverchromtem Metall Eschenholz



BaseR15 in metallo cromato lucido girevole/In polished chrome-plated metal swivel/En métal chromé poli pivotant/Aus hochglanzverchromtem Metall Eschenholz



BaseP13 in acciaio cromato lucido/In polished chrome-plated steel/En acier chromé poli/Aus hochglanzverchromtem Stah



BaseGL in legno di frassino/ In ash wood/ En bois de frêne/ Aus Eschenholz



BaseL17 in legno di frassino girevole/ In ash wood swivel/ En bois de frêne pivotant/ Aus drehbarem Eschenholz



BaseL26 in legno di frassino/ In ash wood/ En bois de frêne/ Aus Eschenholz



BaseL7 in legno di faggio/ In beech wood/ En bois de hêtre/ Aus Buchenholz

Design by Alberta Style Department



Struttura portante: Inserto interno in metallo tondino, piatti, tubi, quadri e tondi di varie dimensioni. Listello in legno multistrato o tondello in gomma inserito sotto la scocca per la puntatura del tessuto.
Imbottiture: Poliuretano "POLFLEX" indeformabile stampato a freddo, densità media 60 kg/m³.
Base: Basamenti a scelta. In acciaio - metallo o in legno di frassino - faggio personalizzabili in differenti finiture.

Supporting structure: Internal frame in metal rod, flat bars, tubes, and round or square profiles of various sizes. Plywood strip or rubber dowel inserted under the shell for fabric stapling.
Padding: "POLFLEX" cold-moulded, non-deformable polyurethane foam, medium density 60 kg/m³.
Base: Choice of bases. In steel/metal or in ash/beech wood, customizable in different finishes.

Structure portante: Insert interne en tiges, plaques, tubes, profils carrés et ronds en métal de différentes dimensions. Languette en bois multiplis ou tige en caoutchouc insérée sous la coque pour l'agrafage du tissu.
Rembourrage: Polyuréthane « POLFLEX » indéformable moulé à froid, densité moyenne 60 kg/m³.
Base: Piétements au choix. En acier/métal ou en bois de frêne/hêtre, personnalisables avec différentes finitions.

Tragstruktur: Innenrahmen aus Metallstäben, Flachstahl, Rohren sowie Vierkant- und Rundprofilen in verschiedenen Größen. Sperrholzleiste oder Gummistab unter der Schale zur Befestigung des Bezugsstoffes eingesetzt.
Polsterung: „POLFLEX“ kaltgeschäumter, formstabiler Polyurethanschaum, mittlere Dichte 60 kg/m³.
Gestell: Wählbare Untergestelle. Aus Stahl/Metall oder aus Eschen- bzw. Buchenholz, individuell in verschiedenen Oberflächen erhältlich.

Cod. Tessuto/fabric/tissu/Stoff: 1/01
 Cod. Pelle/leather/cuir/Leder: 2/02



1IVYPR1
2IVYPR1



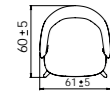
1IVYPR15
2IVYPR15



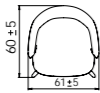
1IVYPP10
2IVYPP10



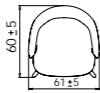
1IVYPL12
2IVYPL12



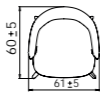
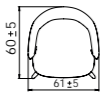
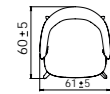
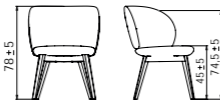
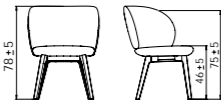
1IVYPL17
2IVYPL17



1IVYPL26
2IVYPL26



1IVYPL7
2IVYPL7



BaseR1 in metallo cromato lucido girevole/
 In polished chrome-plated metal swivel/En métal chromé poli pivotant/Aus hochglanzverchromtem Metall Eschenholz



BaseR15 in metallo cromato lucido girevole/In polished chrome-plated metal swivel/En métal chromé poli pivotant/Aus hochglanzverchromtem Metall Eschenholz



BaseP10 in metallo cromato lucido girevole/In polished chrome-plated metal swivel/En métal chromé poli pivotant/Aus hochglanzverchromtem Metall Eschenholz



BaseL12 in legno di frassino/ In ash wood/ En bois de frêne/ Aus Eschenholz



BaseL17 in legno di frassino girevole/ In ash wood swivel/ En bois de frêne pivotant/ Aus drehbarem Eschenholz



BaseL26 in legno di frassino/ In ash wood/ En bois de frêne/ Aus Eschenholz



BaseL7 in legno di faggio/ In beech wood/ En bois de hêtre/ Aus Buchenholz

ANNETTE poltrona/armchair/fauteuil/Sessel

elementi/elements/éléments/Elemente

Design by Alberta Style Department



Struttura portante: Inserto interno in metallo tondino, piatti, tubi, quadri e tondi di varie dimensioni. Listello in legno multistrato o tondello in gomma inserito sotto la scocca per la puntatura del tessuto.

Imbottiture: Poliuretano "POLFLEX" indeformabile stampato a freddo, densità media 60 kg/m³.

Base: Basamenti a scelta. In acciaio - metallo o in legno di frassino - faggio personalizzabili in differenti finiture.

Supporting structure: Internal frame in metal rod, flat bars, tubes, and round or square profiles of various sizes. Plywood strip or rubber dowel inserted under the shell for fabric stapling.

Padding: "POLFLEX" cold-moulded, non-deformable polyurethane foam, medium density 60 kg/m³.

Base: Choice of bases. In steel/metal or in ash/beech wood, customizable in different finishes.

Structure portante: Insert interne en tiges, plaques, tubes, profils carrés et ronds en métal de différentes dimensions. Languette en bois multiplis ou tige en caoutchouc insérée sous la coque pour l'agrafage du tissu.

Rembourrage: Polyuréthane « POLFLEX » indéformable moulé à froid, densité moyenne 60 kg/m³.

Base: Piétements au choix. En acier/métal ou en bois de frêne/hêtre, personnalisables avec différentes finitions.

Tragstruktur: Innenrahmen aus Metallstäben, Flachstahl, Rohren sowie Vierkant- und Rundprofilen in verschiedenen Größen. Sperrholzleiste oder Gummistab unter der Schale zur Befestigung des Bezugsstoffes eingesetzt.

Polsterung: „POLFLEX“ kaltgeschäumter, formstabiler Polyurethanschaum, mittlere Dichte 60 kg/m³.

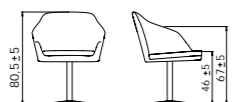
Gestell: Wählbare Untergestelle. Aus Stahl/Metall oder aus Eschen- bzw. Buchenholz, individuell in verschiedenen Oberflächen erhältlich.

Cod. Tessuto/fabric/tissu/Staff: 1/01

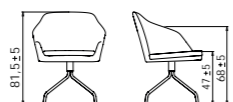
Cod. Pelle/leather/ cuir/Leder: 2/02



1ANNPR1
2ANNPR1



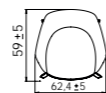
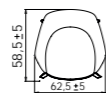
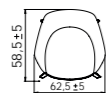
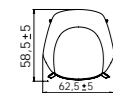
1ANNPR15
2ANNPR15



1ANNPP10
2ANNPP10




1ANNPL12
2ANNPL12



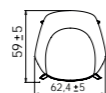
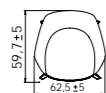
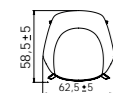
1ANNPL17
2ANNPL17



1ANNPL26
2ANNPL26



1ANNPL7
2ANNPL7



BaseR1 in metallo cromato lucido girevole/
In polished chrome-plated metal swivel/En métal chromé poli pivotant/Aus hochglanzverchromtem Metall Eschenholz



BaseR15 in metallo cromato lucido girevole/In polished chrome-plated metal swivel/En métal chromé poli pivotant/Aus hochglanzverchromtem Metall Eschenholz



BaseP10 in metallo cromato lucido girevole/In polished chrome-plated metal swivel/En métal chromé poli pivotant/Aus hochglanzverchromtem Metall Eschenholz



BaseL12 in legno di frassino/ In ash wood/ En bois de frêne/ Aus Eschenholz



BaseL17 in legno di frassino girevole/ In ash wood swivel/ En bois de frêne pivotant/ Aus drehbarem Eschenholz



BaseL26 in legno di frassino/ In ash wood/ En bois de frêne/ Aus Eschenholz



BaseL7 in legno di faggio/ In beech wood/ En bois de hêtre/ Aus Buchenholz

BRIGIDA poltrona/armchair/fauteuil/Sessel
elementi/elements/éléments/Elemente

Design by Alberta Style Department




Struttura portante: Inserto interno in metallo tondino diam. 10, piatti, tubi, quadri e tondi di varie dimensioni. Listello in legno multistrato o tondello in gomma inserito sotto la scocca per la puntatura del tessuto. Molleggio della seduta costituito da cinghie elastiche in propilene.
Imbottiture: Poliuretano "POLFLEX" indeformabile stampato a freddo, densità media 60 kg/mc.
Base: Base realizzata in legno di frassino fornito verniciato.

Supporting structure: Internal insert in 10 mm metal rod, flat bars, tubes, and square or round profiles of various sizes. Plywood strip or rubber dowel inserted under the shell for fabric stapling. Seat suspension made of elastic polypropylene webbing.
Padding: "POLFLEX" cold-moulded, non-deformable polyurethane foam, medium density 60 kg/m³.
Base: Base made of ash wood, supplied either varnished.

Structure portante: Insert interne en tige métallique Ø10 mm, plaques, tubes, profils carrés et ronds de différentes dimensions. Languette en bois multiplis ou tige en caoutchouc insérée sous la coque pour l'agrafage du tissu. Suspension d'assise réalisée avec des sangles élastiques en polypropylène.
Rembourrage: Polyuréthane « POLFLEX » indéformable moulé à froid, densité moyenne 60 kg/m³.
Base: Piétement en bois de frêne, fourni verni.

Tragstruktur: Innenrahmen aus Metallrundstab Ø10 mm, Flachstahl, Rohren sowie Vierkant- und Rundprofilen in verschiedenen Größen. Sperrholzleiste oder Gummistab unter der Schale zur Befestigung des Bezugsstoffes eingesetzt. Sitzfederung aus elastischen Polypropylen-Gurten.
Polsterung: „POLFLEX“ kaltgeschäumter, formstabiler Polyurethanschaum, mittlere Dichte 60 kg/m³.
Gestell: Gestell aus Eschenholz, roh oder lackiert geliefert.

Cod. Tessuto/fabric/tissu/Stoff: 1/01
Cod. Pelle/leather/cuir/Leder: 2/02



1BRGP
2BRGP

BECKY poltrona/armchair/fauteuil/Sessel
 elementi/elements/éléments/Elemente

Design by Alberta Style Department



Struttura portante: Inserto interno in metallo tondino, piatti, tubi, quadri e tondi di varie dimensioni. Listello in legno multistrato o tondello in gomma inserito sotto la scocca per la puntatura del tessuto.
Imbottiture: Poliuretano "POLFLEX" indeformabile stampato a freddo, densità media 60 kg/m³.
Base: Basamenti a scelta. In acciaio - metallo o in legno di frassino - faggio personalizzabili in differenti finiture.

Supporting structure: Internal frame in metal rod, flat bars, tubes, and round or square profiles of various sizes. Plywood strip or rubber dowel inserted under the shell for fabric stapling.
Padding: "POLFLEX" cold-moulded, non-deformable polyurethane foam, medium density 60 kg/m³.
Base: Choice of bases. In steel/metal or in ash/beech wood, customizable in different finishes.

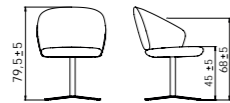
Structure portante: Insert interne en tiges, plaques, tubes, profils carrés et ronds en métal de différentes dimensions. Languette en bois multiplis ou tige en caoutchouc insérée sous la coque pour l'agrafage du tissu.
Rembourrage: Polyuréthane « POLFLEX » indéformable moulé à froid, densité moyenne 60 kg/m³.
Base: Piétements au choix. En acier/métal ou en bois de frêne/hêtre, personnalisables avec différentes finitions.

Tragstruktur: Innenrahmen aus Metallstäben, Flachstahl, Rohren sowie Vierkant- und Rundprofilen in verschiedenen Größen. Sperrholzleiste oder Gummistab unter der Schale zur Befestigung des Bezugsstoffes eingesetzt.
Polsterung: „POLFLEX“ kaltgeschäumter, formstabiler Polyurethanschaum, mittlere Dichte 60 kg/m³.
Gestell: Wählbare Untergestelle. Aus Stahl/Metall oder aus Eschen- bzw. Buchenholz, individuell in verschiedenen Oberflächen erhältlich.

Cod. Tessuto/fabric/tissu/Staff: 1/01
 Cod. Pelle/leather/cuir/Leder: 2/02



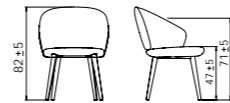
1BKEPR1
2BKEPR1



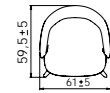
1BKEPR15
2BKEPR15



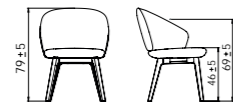
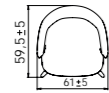
1BKEPP10
2BKEPP10



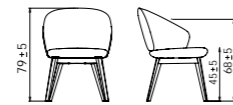
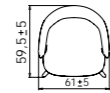
1BKEPL12
2BKEPL12



1BKEPL17
2BKEPL17



1BKEPL26
2BKEPL26



1BKEPL7
2BKEPL7



BaseR1 in metallo cromato lucido girevole/
 In polished chrome-plated metal swivel/En métal chromé poli pivotant/Aus hochglanzverchromtem Metall Eschenholz



BaseR15 in metallo cromato lucido girevole/In polished chrome-plated metal swivel/En métal chromé poli pivotant/Aus hochglanzverchromtem Metall Eschenholz



BaseP10 in metallo cromato lucido girevole/In polished chrome-plated metal swivel/En métal chromé poli pivotant/Aus hochglanzverchromtem Metall Eschenholz



BaseL12 in legno di frassino/ In ash wood/ En bois de frêne/ Aus Eschenholz



BaseL17 in legno di frassino girevole/ In ash wood swivel/ En bois de frêne pivotant/ Aus drehbarem Eschenholz



BaseL26 in legno di frassino/ In ash wood/ En bois de frêne/ Aus Eschenholz



BaseL7 in legno di faggio/ In beech wood/ En bois de hêtre/ Aus Buchenholz

MEGAN lounge
elementi/elements/éléments/Elemente

Design by Alberta Style Department



Struttura portante: Inserto interno in metallo tondino, piatti, tubi, quadri e tondi di varie dimensioni. Listello in legno multistrato o tondello in gomma inserito sotto la scocca per la puntatura del tessuto.

Imbottiture: Poliuretano "POLFLEX" indeformabile stampato a freddo, densità media 60 kg/m³.

Base: Basamenti a scelta. In acciaio - metallo o in legno di frassino - faggio personalizzabili in differenti finiture.

Supporting structure: Internal frame in metal rod, flat bars, tubes, and round or square profiles of various sizes. Plywood strip or rubber dowel inserted under the shell for fabric stapling.

Padding: "POLFLEX" cold-moulded, non-deformable polyurethane foam, medium density 60 kg/m³.

Base: Choice of bases. In steel/metal or in ash/beech wood, customizable in different finishes.

Structure portante: Insert interne en tiges, plaques, tubes, profils carrés et ronds en métal de différentes dimensions. Languette en bois multiplis ou tige en caoutchouc insérée sous la coque pour l'agrafage du tissu.

Rembourrage: Polyuréthane « POLFLEX » indéformable moulé à froid, densité moyenne 60 kg/m³.

Base: Piétements au choix. En acier/métal ou en bois de frêne/hêtre, personnalisables avec différentes finitions.

Tragstruktur: Innenrahmen aus Metallstäben, Flachstahl, Rohren sowie Vierkant- und Rundprofilen in verschiedenen Größen. Sperrholzleiste oder Gummistab unter der Schale zur Befestigung des Bezugsstoffes eingesetzt.

Polsterung: „POLFLEX“ kaltgeschäumter, formstabiler Polyurethanschaum, mittlere Dichte 60 kg/m³.

Gestell: Wählbare Untergestelle. Aus Stahl/Metall oder aus Eschen- bzw. Buchenholz, individuell in verschiedenen Oberflächen erhältlich.

Cod. Tessuto/fabric/tissu/Staff: 1/01

Cod. Pelle/leather/cuir/Leder: 2/02



BaseR13 in metallo cromato lucido girevole/
In polished chrome-plated metal swivel/En métal chromé poli pivotant/Aus hochglanzverchromtem Metall Eschenholz



BaseR7 in metallo cromato lucido girevole/In polished chrome-plated metal swivel/En métal chromé poli pivotant/Aus hochglanzverchromtem Metall Eschenholz



BaseS7 in metallo cromato lucido/In polished chrome-plated metal/En métal chromé poli/Aus hochglanzverchromtem Metall



BaseL25 in legno di frassino/
In ash wood/ En bois de frêne/ Aus Eschenholz



BaseL21 in legno di frassino girevole/ In ash wood swivel/ En bois de frêne pivotant/ Aus drehbarem Eschenholz



BaseL30 in legno di faggio/ In beech wood/ En bois de hêtre/ Aus Buchenholz



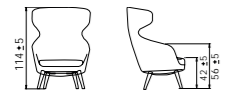
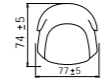
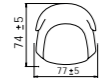
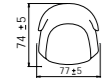
1MGRNLNGR13
2MGRNLNGR13



1MGRNLNGR7
2MGRNLNGR7



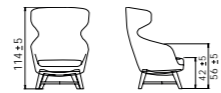
1MGRNLNGS7
2MGRNLNGS7



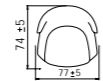
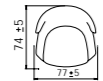
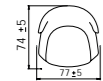
1MGRNLNGL25
2MGRNLNGL25



1MGRNLNGL21
2MGRNLNGL21



1MGRNLNGL30
2MGRNLNGL30



BREK lounge

elementi/elements/éléments/Elemente

Design by Alberta Style Department



Struttura portante: Inserto interno in metallo tondino, piatti, tubi, quadri e tondi di varie dimensioni. Listello in legno multistrato o tondello in gomma inserito sotto la scocca per la puntatura del tessuto.

Imbottiture: Poliuretano "POLFLEX" indeformabile stampato a freddo, densità media 60 kg/mc.

Base: Basamenti a scelta. In acciaio - metallo o in legno di frassino - faggio personalizzabili in differenti finiture.

Supporting structure: Internal frame in metal rod, flat bars, tubes, and round or square profiles of various sizes. Plywood strip or rubber dowel inserted under the shell for fabric stapling.

Padding: "POLFLEX" cold-moulded, non-deformable polyurethane foam, medium density 60 kg/m³.

Base: Choice of bases. In steel/metal or in ash/beech wood, customizable in different finishes.

Structure portante: Insert interne en tiges, plaques, tubes, profils carrés et ronds en métal de différentes dimensions. Languette en bois multiplis ou tige en caoutchouc insérée sous la coque pour l'agrafage du tissu.

Rembourrage: Polyuréthane « POLFLEX » indéformable moulé à froid, densité moyenne 60 kg/m³.

Base: Piétements au choix. En acier/métal ou en bois de frêne/hêtre, personnalisables avec différentes finitions.

Tragstruktur: Innenrahmen aus Metallstäben, Flachstahl, Rohren sowie Vierkant- und Rundprofilen in verschiedenen Größen. Sperrholzleiste oder Gummistab unter der Schale zur Befestigung des Bezugsstoffes eingesetzt.

Polsterung: „POLFLEX“ kaltgeschäumter, formstabiler Polyurethanschaum, mittlere Dichte 60 kg/m³.

Gestell: Wählbare Untergestelle. Aus Stahl/Metall oder aus Eschen- bzw. Buchenholz, individuell in verschiedenen Oberflächen erhältlich.

Cod. Tessuto/fabric/tissu/Staff: 1/01

Cod. Pelle/leather/ cuir/ Leder: 2/02



BaseR13 in metallo cromato lucido girevole/
In polished chrome-plated metal swivel/En métal chromé poli pivotant/Aus hochglanzverchromtem Metall Eschenholz



BaseR7 in metallo cromato lucido girevole/In polished chrome-plated metal swivel/En métal chromé poli pivotant/Aus hochglanzverchromtem Metall Eschenholz



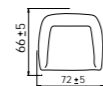
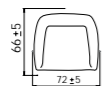
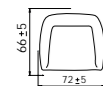
BaseS7 in metallo cromato lucido/In polished chrome-plated metal/En métal chromé poli/Aus hochglanzverchromtem Metall



BaseL21 in legno di frassino girevole/ In ash wood swivel/ En bois de frêne pivotant/ Aus drehbarem Eschenholz



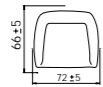
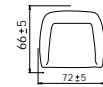
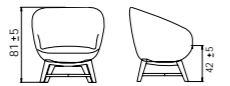
BaseL30 in legno di faggio/ In beech wood/ En bois de hêtre/ Aus Buchenholz



1BRELNGR13
2BRELNGR13

1BRELNGR7
2BRELNGR7

1BRELNRS7
2BRELNRS7



1BRENLGL21
2BRENLGL21

1BRENLGL30
2BRENLGL30

ARIEL lounge

elementi/elements/éléments/Elemente

Design by Alberta Style Department



Struttura portante: Inserto interno in metallo tondino, piatti, tubi, quadri e tondi di varie dimensioni. Listello in legno multistrato o tondello in gomma inserito sotto la scocca per la puntatura del tessuto.
Imbottiture: Poliuretano "POLFLEX" indeformabile stampato a freddo, densità media 60 kg/m³.
Base: Basamenti a scelta. In acciaio - metallo o in legno di frassino - faggio personalizzabili in differenti finiture.

Supporting structure: Internal frame in metal rod, flat bars, tubes, and round or square profiles of various sizes. Plywood strip or rubber dowel inserted under the shell for fabric stapling.
Padding: "POLFLEX" cold-moulded, non-deformable polyurethane foam, medium density 60 kg/m³.
Base: Choice of bases. In steel/metal or in ash/beech wood, customizable in different finishes.

Structure portante: Insert interne en tiges, plaques, tubes, profils carrés et ronds en métal de différentes dimensions. Languette en bois multiplis ou tige en caoutchouc insérée sous la coque pour l'agrafage du tissu.
Rembourrage: Polyuréthane « POLFLEX » indéformable moulé à froid, densité moyenne 60 kg/m³.
Base: Piétements au choix. En acier/métal ou en bois de frêne/hêtre, personnalisables avec différentes finitions.

Tragstruktur: Innenrahmen aus Metallstäben, Flachstahl, Rohren sowie Vierkant- und Rundprofilen in verschiedenen Größen. Sperrholzleiste oder Gummistab unter der Schale zur Befestigung des Bezugsstoffes eingesetzt.
Polsterung: „POLFLEX“ kaltgeschäumter, formstabiler Polyurethanschaum, mittlere Dichte 60 kg/m³.
Gestell: Wählbare Untergestelle. Aus Stahl/Metall oder aus Eschen- bzw. Buchenholz, individuell in verschiedenen Oberflächen erhältlich.

Cod. Tessuto/fabric/tissu/Staff: 1/01

Cod. Pelle/leather/ cuir/Leder: 2/02



BaseR13 in metallo cromato lucido girevole/
In polished chrome-plated metal swivel/En métal chromé poli pivotant/Aus hochglanzverchromtem Metall Eschenholz



BaseR7 in metallo cromato lucido girevole/In polished chrome-plated metal swivel/En métal chromé poli pivotant/Aus hochglanzverchromtem Metall Eschenholz



BaseS7 in metallo cromato lucido/In polished chrome-plated metal/En métal chromé poli/Aus hochglanzverchromtem Metall



BaseL14 in legno di frassino/In ash wood/ En bois de frêne/ Aus Eschenholz



BaseL21 in legno di frassino girevole/ In ash wood swivel/ En bois de frêne pivotant/ Aus drehbarem Eschenholz



BaseL30 in legno di faggio/ In beech wood/ En bois de hêtre/ Aus Buchenholz



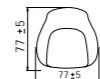
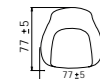
1ARILNGR13
2ARILNGR13



1ARILNGR7
2ARILNGR7



1ARILNGS7
2ARILNGS7



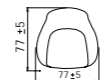
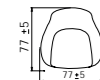
1ARILNGL14
2ARILNGL14



1ARILNGL21
2ARILNGL21



1ARILNGL30
2ARILNGL30



RIRI lounge

elementi/elements/éléments/Elemente

Design by Alberta Style Department



Struttura portante: Inserto interno in metallo tondino, piatti, tubi, quadri e tondi di varie dimensioni. Listello in legno multistrato o tondello in gomma inserito sotto la scocca per la puntatura del tessuto.

Imbottiture: Poliuretano "POLFLEX" indeformabile stampato a freddo, densità media 60 kg/m³.

Base: Basamenti a scelta. In acciaio - metallo o in legno di frassino - faggio personalizzabili in differenti finiture.

Supporting structure: Internal frame in metal rod, flat bars, tubes, and round or square profiles of various sizes. Plywood strip or rubber dowel inserted under the shell for fabric stapling.

Padding: "POLFLEX" cold-moulded, non-deformable polyurethane foam, medium density 60 kg/m³.

Base: Choice of bases. In steel/metal or in ash/beech wood, customizable in different finishes.

Structure portante: Insert interne en tiges, plaques, tubes, profils carrés et ronds en métal de différentes dimensions. Languette en bois multiplis ou tige en caoutchouc insérée sous la coque pour l'agrafage du tissu.

Rembourrage: Polyuréthane « POLFLEX » indéformable moulé à froid, densité moyenne 60 kg/m³.

Base: Piétements au choix. En acier/métal ou en bois de frêne/hêtre, personnalisables avec différentes finitions.

Tragstruktur: Innenrahmen aus Metallstäben, Flachstahl, Rohren sowie Vierkant- und Rundprofilen in verschiedenen Größen. Sperrholzleiste oder Gummistab unter der Schale zur Befestigung des Bezugsstoffes eingesetzt.

Polsterung: „POLFLEX“ kaltgeschäumter, formstabiler Polyurethanschaum, mittlere Dichte 60 kg/m³.

Gestell: Wählbare Untergestelle. Aus Stahl/Metall oder aus Eschen- bzw. Buchenholz, individuell in verschiedenen Oberflächen erhältlich.

Cod. Tessuto/fabric/tissu/Staff: 1/01

Cod. Pelle/leather/ cuir/Leder: 2/02



BaseR13 in metallo cromato lucido girevole/
In polished chrome-plated metal swivel/En métal chromé poli pivotant/Aus hochglanzverchromtem Metall Eschenholz



BaseR7 in metallo cromato lucido girevole/In polished chrome-plated metal swivel/En métal chromé poli pivotant/Aus hochglanzverchromtem Metall Eschenholz



BaseS7 in metallo cromato lucido/In polished chrome-plated metal/En métal chromé poli/Aus hochglanzverchromtem Metall



BaseL32 in legno di frassino/ In ash wood/ En bois de frêne/ Aus Eschenholz



BaseL21 in legno di frassino girevole/ In ash wood swivel/ En bois de frêne pivotant/ Aus drehbarem Eschenholz



1RIRLNGR13
2RIRLNGR13



1RIRLNGR7
2RIRLNGR7



1RIRLNGS7
2RIRLNGS7



1RIRLNL32
2RIRLNL32



1RIRLNL21
2RIRLNL21

LION LOW lounge

elementi/elements/éléments/Elemente

Design by Alberta Style Department



Struttura portante: Inserto interno in metallo tondino, piatti, tubi, quadri e tondi di varie dimensioni. Listello in legno multistrato o tondello in gomma inserito sotto la scocca per la puntatura del tessuto.

Imbottiture: Poliuretano "POLFLEX" indeformabile stampato a freddo, densità media 60 kg/m³.

Base: Basamenti a scelta. In acciaio - metallo o in legno di frassino - faggio personalizzabili in differenti finiture.

Supporting structure: Internal frame in metal rod, flat bars, tubes, and round or square profiles of various sizes. Plywood strip or rubber dowel inserted under the shell for fabric stapling.

Padding: "POLFLEX" cold-moulded, non-deformable polyurethane foam, medium density 60 kg/m³.

Base: Choice of bases. In steel/metal or in ash/beech wood, customizable in different finishes.

Structure portante: Insert interne en tiges, plaques, tubes, profils carrés et ronds en métal de différentes dimensions. Languette en bois multiplis ou tige en caoutchouc insérée sous la coque pour l'agrafage du tissu.

Rembourrage: Polyuréthane « POLFLEX » indéformable moulé à froid, densité moyenne 60 kg/m³.

Base: Piétements au choix. En acier/métal ou en bois de frêne/hêtre, personnalisables avec différentes finitions.

Tragstruktur: Innenrahmen aus Metallstäben, Flachstahl, Rohren sowie Vierkant- und Rundprofilen in verschiedenen Größen. Sperrholzleiste oder Gummistab unter der Schale zur Befestigung des Bezugsstoffes eingesetzt.

Polsterung: „POLFLEX“ kaltgeschäumter, formstabiler Polyurethanschaum, mittlere Dichte 60 kg/m³.

Gestell: Wählbare Untergestelle. Aus Stahl/Metall oder aus Eschen- bzw. Buchenholz, individuell in verschiedenen Oberflächen erhältlich.

Cod. Tessuto/fabric/tissu/Staff: 1/01

Cod. Pelle/leather/cuir/Leder: 2/02



BaseR13 in metallo cromato lucido girevole/
In polished chrome-plated metal swivel/En métal chromé poli pivotant/Aus hochglanzverchromtem Metall Eschenholz



BaseR7 in metallo cromato lucido girevole/In polished chrome-plated metal swivel/En métal chromé poli pivotant/Aus hochglanzverchromtem Metall Eschenholz



BaseS11 in metallo cromato lucido/In polished chrome-plated metal/En métal chromé poli/Aus hochglanzverchromtem Metall



BaseL40 in legno di frassino/In ash wood/En bois de frêne/ Aus Eschenholz



BaseL21 in legno di frassino girevole/ In ash wood swivel/En bois de frêne pivotant/ Aus drehbarem Eschenholz



BaseP20 in acciaio cromato lucido/In polished chrome-plated steel/En acier chromé poli/Aus hochglanzverchromtem Stah



1LIOLGLR13
2LIOLGLR13



1LIOLGLR7
2LIOLGLR7



1LIOLGLS11
2LIOLGLS11



1LIOLGLL40
2LIOLGLL40



1LIOLGLL21
2LIOLGLL21



1LIOLGLP20
2LIOLGLP20

NORA MEDIUM lounge

elementi/elements/éléments/Elemente

Design by Alberta Style Department



Struttura portante: Inserto interno in metallo tondino, piatti, tubi, quadri e tondi di varie dimensioni. Listello in legno multistrato o tondello in gomma inserito sotto la scocca per la puntatura del tessuto.

Imbottiture: Poliuretano "POLFLEX" indeformabile stampato a freddo, densità media 60 kg/m³.

Base: Basamenti a scelta. In acciaio - metallo o in legno di frassino - faggio personalizzabili in differenti finiture.

Supporting structure: Internal frame in metal rod, flat bars, tubes, and round or square profiles of various sizes. Plywood strip or rubber dowel inserted under the shell for fabric stapling.

Padding: "POLFLEX" cold-moulded, non-deformable polyurethane foam, medium density 60 kg/m³.

Base: Choice of bases. In steel/metal or in ash/beech wood, customizable in different finishes.

Structure portante: Insert interne en tiges, plaques, tubes, profils carrés et ronds en métal de différentes dimensions. Languette en bois multiplis ou tige en caoutchouc insérée sous la coque pour l'agrafage du tissu.

Rembourrage: Polyuréthane « POLFLEX » indéformable moulé à froid, densité moyenne 60 kg/m³.

Base: Piétements au choix. En acier/métal ou en bois de frêne/hêtre, personnalisables avec différentes finitions.

Tragstruktur: Innenrahmen aus Metallstäben, Flachstahl, Rohren sowie Vierkant- und Rundprofilen in verschiedenen Größen. Sperrholzleiste oder Gummistab unter der Schale zur Befestigung des Bezugsstoffes eingesetzt.

Polsterung: „POLFLEX“ kaltgeschäumter, formstabiler Polyurethanschaum, mittlere Dichte 60 kg/m³.

Gestell: Wählbare Untergestelle. Aus Stahl/Metall oder aus Eschen- bzw. Buchenholz, individuell in verschiedenen Oberflächen erhältlich.

Cod. Tessuto/fabric/tissu/Staff: 1/01

Cod. Pelle/leather/ cuir/Leder: 2/02



BaseR13 in metallo cromato lucido girevole/
In polished chrome-plated metal swivel/En métal chromé poli pivotant/Aus hochglanzverchromtem Metall Eschenholz



BaseR7 in metallo cromato lucido girevole/In polished chrome-plated metal swivel/En métal chromé poli pivotant/Aus hochglanzverchromtem Metall Eschenholz



BaseS7 in metallo cromato lucido/In polished chrome-plated metal/En métal chromé poli/Aus hochglanzverchromtem Metall



BaseL25 in legno di frassino/ In ash wood/ En bois de frêne/ Aus Eschenholz



BaseL21 in legno di frassino girevole/ In ash wood swivel/ En bois de frêne pivotant/ Aus drehbarem Eschenholz



BaseL30 in legno di faggio/ In beech wood/ En bois de hêtre/ Aus Buchenholz



1NRALGMR13
2NRALGMR13



1NRALGMR7
2NRALGMR7



1NRALGMS7
2NRALGMS7



1NRALGML25
2NRALGML25



1NRALGML21
2NRALGML21



1NRALGML30
2NRALGML30

FLOWER lounge

elementi/elements/éléments/Elemente

Design by Alberta Style Department



Struttura portante: Inserto interno in metallo tondino, piatti, tubi, quadri e tondi di varie dimensioni. Listello in legno multistrato o tondello in gomma inserito sotto la scocca per la puntatura del tessuto.

Imbottiture: Poliuretano "POLFLEX" indeformabile stampato a freddo, densità media 60 kg/mc.

Base: Basamento in acciaio personalizzabile in differenti finiture.

Supporting structure: Internal frame in metal rod, flat bars, tubes, and round or square profiles of various sizes. Plywood strip or rubber dowel inserted under the shell for fabric stapling.

Padding: "POLFLEX" cold-moulded, non-deformable polyurethane foam, medium density 60 kg/m³.

Base: Customizable steel base available in different finishes.

Structure portante: Insert interne en tiges, plaques, tubes, profils carrés et ronds en métal de différentes dimensions. Languette en bois multiplis ou tige en caoutchouc insérée sous la coque pour l'agrafage du tissu.

Rembouillage: Polyuréthane « POLFLEX » indéformable moulé à froid, densité moyenne 60 kg/m³.

Base: Base en acier personnalisable, disponible en différentes finitions.

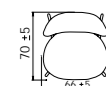
Tragstruktur: Innenrahmen aus Metallstäben, Flachstahl, Rohren sowie Vierkant- und Rundprofilen in verschiedenen Größen. Sperrholzleiste oder Gummistab unter der Schale zur Befestigung des Bezugsstoffes eingesetzt.

Polsterung: „POLFLEX“ kaltgeschäumter, formstabiler Polyurethanschaum, mittlere Dichte 60 kg/m³.

Gestell: Individualisierbares Stahlgestell, erhältlich in verschiedenen Ausführungen.

Cod. Tessuto/fabric/tissu/Stoff: 1/01

Cod. Pelle/leather/cuir/Leder: 2/02



1FLWLNG
2FLWLNG



Struttura portante: Inserto interno in metallo tondino, piatti, tubi, quadri e tondi di varie dimensioni. Listello in legno multistrato o tondello in gomma inserito sotto la scocca per la puntatura del tessuto.

Imbottiture: Poliuretano "POLFLEX" indeformabile stampato a freddo, densità media 60 kg/m³.

Base: Basamenti a scelta. In acciaio - metallo o in legno di frassino - faggio personalizzabili in differenti finiture.

Supporting structure: Internal frame in metal rod, flat bars, tubes, and round or square profiles of various sizes. Plywood strip or rubber dowel inserted under the shell for fabric stapling.

Padding: "POLFLEX" cold-moulded, non-deformable polyurethane foam, medium density 60 kg/m³.

Base: Choice of bases. In steel/metal or in ash/beech wood, customizable in different finishes.

Structure portante: Insert interne en tiges, plaques, tubes, profils carrés et ronds en métal de différentes dimensions. Languette en bois multiplis ou tige en caoutchouc insérée sous la coque pour l'agrafage du tissu.

Rembourrage: Polyuréthane « POLFLEX » indéformable moulé à froid, densité moyenne 60 kg/m³.

Base: Piétements au choix. En acier/métal ou en bois de frêne/hêtre, personnalisables avec différentes finitions.

Tragstruktur: Innenrahmen aus Metallstäben, Flachstahl, Rohren sowie Vierkant- und Rundprofilen in verschiedenen Größen. Sperrholzleiste oder Gummistab unter der Schale zur Befestigung des Bezugsstoffes eingesetzt.

Polsterung: „POLFLEX“ kaltgeschäumter, formstabiler Polyurethanschaum, mittlere Dichte 60 kg/m³.

Gestell: Wählbare Untergestelle. Aus Stahl/Metall oder aus Eschen- bzw. Buchenholz, individuell in verschiedenen Oberflächen erhältlich.

Cod. Tessuto/fabric/tissu/Stoff: 1/01

Cod. Pelle/leather/ cuir/Leder: 2/02



BaseR1 in metallo cromato lucido girevole/In polished chrome-plated metal swivel/En métal chromé poli pivotant/Aus hochglanzverchromtem Metall Eschenholz



BaseR15 in metallo cromato lucido girevole/In polished chrome-plated metal swivel/En métal chromé poli pivotant/Aus hochglanzverchromtem Metall Eschenholz



BaseP13 in acciaio cromato lucido/In polished chrome-plated steel/En acier chromé poli/Aus hochglanzverchromtem Stah



BaseL12 in legno di frassino/ In ash wood/ En bois de frêne/ Aus Eschenholz



BaseL17 in legno di frassino girevole/ In ash wood swivel/ En bois de frêne pivotant/ Aus drehbarem Eschenholz



BaseL26 in legno di frassino/ In ash wood/ En bois de frêne/ Aus Eschenholz



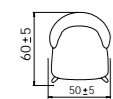
1VKYSER1
2VKYSER1



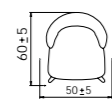
1VKYSER15
2VKYSER15



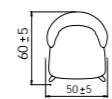
1VKYSEP13
2VKYSEP13



1VKYSEL12
2VKYSEL12



1VKYSEL17
2VKYSEL17



1VKYSEL26
2VKYSEL26



AMY-AMYOPEN sedia/chair/chaise/Stuhl
 elementi/elements/éléments/Elemente

Design by Alberta Style Department



Struttura portante: Inserto interno in metallo tondino, piatti, tubi, quadri e tondi di varie dimensioni. Listello in legno multistrato o tondello in gomma inserito sotto la scocca per la puntatura del tessuto.
Imbottiture: Poliuretano "POLFLEX" indeformabile stampato a freddo, densità media 60 kg/m³.
Base: Basamenti a scelta. In acciaio - metallo o in legno di frassino - faggio personalizzabili in differenti finiture.

Supporting structure: Internal frame in metal rod, flat bars, tubes, and round or square profiles of various sizes. Plywood strip or rubber dowel inserted under the shell for fabric stapling.
Padding: "POLFLEX" cold-moulded, non-deformable polyurethane foam, medium density 60 kg/m³.
Base: Choice of bases. In steel/metal or in ash/beech wood, customizable in different finishes.

Structure portante: Insert interne en tiges, plaques, tubes, profils carrés et ronds en métal de différentes dimensions. Languette en bois multiplis ou tige en caoutchouc insérée sous la coque pour l'agrafage du tissu.
Rembourrage: Polyuréthane « POLFLEX » indéformable moulé à froid, densité moyenne 60 kg/m³.
Base: Piétements au choix. En acier/métal ou en bois de frêne/hêtre, personnalisables avec différentes finitions.

Tragstruktur: Innenrahmen aus Metallstäben, Flachstahl, Rohren sowie Vierkant- und Rundprofilen in verschiedenen Größen. Sperrholzleiste oder Gummistab unter der Schale zur Befestigung des Bezugsstoffes eingesetzt.
Polsterung: „POLFLEX“ kaltgeschäumter, formstabiler Polyurethanschaum, mittlere Dichte 60 kg/m³.
Gestell: Wählbare Untergestelle. Aus Stahl/Metall oder aus Eschen- bzw. Buchenholz, individuell in verschiedenen Oberflächen erhältlich.

Cod. Tessuto/fabric/tissu/Stoff: 1/01
 Cod. Pelle/leather/cuir/Leder: 2/02



BaseR1 in metallo cromato lucido girevole/In polished chrome-plated metal swivel/En métal chromé poli pivotant/Aus hochglanzverchromtem Metall Eschenholz



BaseR15 in metallo cromato lucido girevole/In polished chrome-plated metal swivel/En métal chromé poli pivotant/Aus hochglanzverchromtem Metall Eschenholz



BaseP13 in acciaio cromato lucido/In polished chrome-plated steel/En acier chromé poli/Aus hochglanzverchromtem Stah



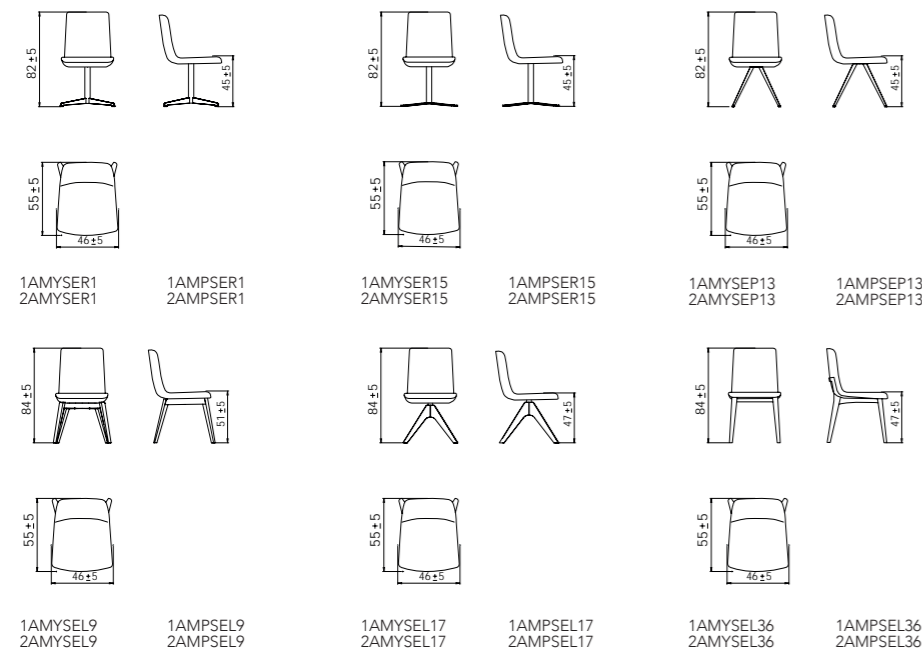
BaseL9 in legno di faggio/In beech wood/En bois de hêtre/Aus Buchenholz



BaseL17 in legno di frassino girevole/In ash wood swivel/En bois de frêne pivotant/Aus drehbarem Eschenholz



BaseL36 in legno di faggio/In beech wood/En bois de hêtre/Aus Buchenholz



DEVA sedia/chair/chaise/Stuhl
elementi/elements/éléments/Elemente

Design by Alberta Style Department



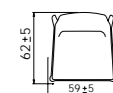
Struttura portante: Inserto interno in metallo tondino diam. 10, piatti, tubi, quadri e tondi di varie dimensioni. Listello in legno multistrato o tondello in gomma inserito sotto la scocca per la puntatura del tessuto. Molleggio della seduta costituito da cinghie elastiche in propilene.
Imbottiture: Poliuretano "POLFLEX" indeformabile stampato a freddo, densità media 60 kg/mc.
Base: Base realizzata in legno di frassino fornito verniciato.

Supporting structure: Internal insert in 10 mm metal rod, flat bars, tubes, and square or round profiles of various sizes. Plywood strip or rubber dowel inserted under the shell for fabric stapling. Seat suspension made of elastic polypropylene webbing.
Padding: "POLFLEX" cold-moulded, non-deformable polyurethane foam, medium density 60 kg/m³.
Base: Base made of ash wood, supplied either varnished.

Structure portante: Insert interne en tige métallique Ø10 mm, plaques, tubes, profils carrés et ronds de différentes dimensions. Languette en bois multiplis ou tige en caoutchouc insérée sous la coque pour l'agrafage du tissu. Suspension d'assise réalisée avec des sangles élastiques en polypropylène.
Rembourrage: Polyuréthane « POLFLEX » indéformable moulé à froid, densité moyenne 60 kg/m³.
Base: Piétement en bois de frêne, fourni verni.

Tragstruktur: Innenrahmen aus Metallrundstab Ø10 mm, Flachstahl, Rohren sowie Vierkant- und Rundprofilen in verschiedenen Größen. Sperrholzleiste oder Gummistab unter der Schale zur Befestigung des Bezugsstoffes eingesetzt. Sitzfederung aus elastischen Polypropylen-Gurten.
Polsterung: „POLFLEX“ kaltgeschäumter, formstabiler Polyurethanschaum, mittlere Dichte 60 kg/m³.
Gestell: Gestell aus Eschenholz, roh oder lackiert geliefert.

Cod. Tessuto/fabric/tissu/Stoff: 1/01
Cod. Pelle/leather/cuir/Leder: 2/02



1DEVSEL29
2DEVSEL29

NELL sedia/chair/chaise/Stuhl
 elementi/elements/éléments/Elemente

Design by Alberta Style Department



Struttura portante: Inserto interno in metallo tondino, piatti, tubi, quadri e tondi di varie dimensioni. Listello in legno multistrato o tondello in gomma inserito sotto la scocca per la puntatura del tessuto.
Imbottiture: Poliuretano "POLFLEX" indeformabile stampato a freddo, densità media 60 kg/m³.
Base: Basamenti a scelta. In acciaio - metallo o in legno di frassino - faggio personalizzabili in differenti finiture.

Supporting structure: Internal frame in metal rod, flat bars, tubes, and round or square profiles of various sizes. Plywood strip or rubber dowel inserted under the shell for fabric stapling.
Padding: "POLFLEX" cold-moulded, non-deformable polyurethane foam, medium density 60 kg/m³.
Base: Choice of bases. In steel/metal or in ash/beech wood, customizable in different finishes.

Structure portante: Insert interne en tiges, plaques, tubes, profils carrés et ronds en métal de différentes dimensions. Languette en bois multiplis ou tige en caoutchouc insérée sous la coque pour l'agrafage du tissu.
Rembourrage: Polyuréthane « POLFLEX » indéformable moulé à froid, densité moyenne 60 kg/m³.
Base: Piétements au choix. En acier/métal ou en bois de frêne/hêtre, personnalisables avec différentes finitions.

Tragstruktur: Innenrahmen aus Metallstäben, Flachstahl, Rohren sowie Vierkant- und Rundprofilen in verschiedenen Größen. Sperrholzleiste oder Gummistab unter der Schale zur Befestigung des Bezugsstoffes eingesetzt.
Polsterung: „POLFLEX“ kaltgeschäumter, formstabiler Polyurethanschaum, mittlere Dichte 60 kg/m³.
Gestell: Wählbare Untergestelle. Aus Stahl/Metall oder aus Eschen- bzw. Buchenholz, individuell in verschiedenen Oberflächen erhältlich.

Cod. Tessuto/fabric/tissu/Stoff: 1/01
 Cod. Pelle/leather/ cuir/Leder: 2/02



BaseR1 in metallo cromato lucido girevole/In polished chrome-plated metal swivel/En métal chromé poli pivotant/Aus hochglanzverchromtem Metall Eschenholz



BaseR15 in metallo cromato lucido girevole/In polished chrome-plated metal swivel/En métal chromé poli pivotant/Aus hochglanzverchromtem Metall Eschenholz



BaseP13 in acciaio cromato lucido/In polished chrome-plated steel/En acier chromé poli/Aus hochglanzverchromtem Stah Eschenholz



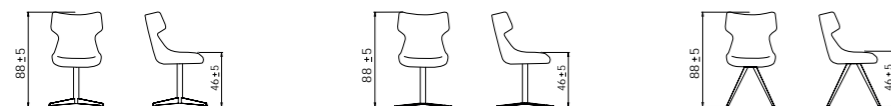
BaseL9 in legno di faggio/In beech wood/En bois de hêtre/Aus Buchenholz




BaseL17 in legno di frassino girevole/In ash wood swivel/En bois de frêne pivotant/Aus drehbarem Eschenholz



BaseGL in legno di frassino/In ash wood/En bois de frêne/Aus Eschenholz



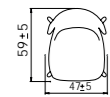
1NELSER1
2NELSER1



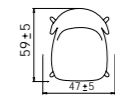
1NELSER15
2NELSER15



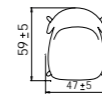
1NELSEP13
2NELSEP13



1NELSEL9
2NELSEL9



1NELSEL17
2NELSEL17



1NELSEGL
2NELSEGL

BIGBOB pouf

elementi/elements/éléments/Elemente

Design by Alberta Style Department



Struttura portante: Inserto interno in metallo tondino, piatti, tubi, quadri e tondi di varie dimensioni. Listello in legno multistrato o tondello in gomma inserito sotto la scocca per la puntatura del tessuto.

Imbottiture: Poliuretano "POLFLEX" indeformabile stampato a freddo, densità media 60 kg/mc.

Base: 4 piedini in plastica.

Supporting structure: Internal frame in metal rod, flat bars, tubes, and round or square profiles of various sizes. Plywood strip or rubber dowel inserted under the shell for fabric stapling.

Padding: "POLFLEX" cold-moulded, non-deformable polyurethane foam, medium density 60 kg/m³.

Base: 4 plastic feet.

Structure portante: Insert interne en tiges, plaques, tubes, profils carrés et ronds en métal de différentes dimensions. Languette en bois multiplis ou tige en caoutchouc insérée sous la coque pour l'agrafage du tissu.

Rembourrage: Polyuréthane « POLFLEX » indéformable moulé à froid, densité moyenne 60 kg/m³.

Base: 4 pieds en plastique.

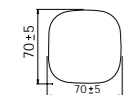
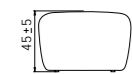
Tragstruktur: Innenrahmen aus Metallstäben, Flachstahl, Rohren sowie Vierkant- und Rundprofilen in verschiedenen Größen. Sperrholzleiste oder Gummistab unter der Schale zur Befestigung des Bezugsstoffes eingesetzt.

Polsterung: „POLFLEX“ kaltgeschäumter, formstabiler Polyurethanschaum, mittlere Dichte 60 kg/m³.

Gestell: 4 Kunststofffüße.

Cod. Tessuto/fabric/tissu/Stoff: 1/01

Cod. Pelle/leather/cuir/Leder: 2/02



1BOBPFBG
2BOBPFBG

BOB pouf

elementi/elements/éléments/Elemente

Design by Alberta Style Department



Struttura portante: Inserto interno in metallo tondino, piatti, tubi, quadri e tondi di varie dimensioni. Listello in legno multistrato o tondello in gomma inserito sotto la scocca per la puntatura del tessuto.

Imbottiture: Poliuretano "POLFLEX" indeformabile stampato a freddo, densità media 60 kg/mc.

Base: 4 piedini in plastica.

Supporting structure: Internal frame in metal rod, flat bars, tubes, and round or square profiles of various sizes. Plywood strip or rubber dowel inserted under the shell for fabric stapling.

Padding: "POLFLEX" cold-moulded, non-deformable polyurethane foam, medium density 60 kg/m³.

Base: 4 plastic feet.

Structure portante: Insert interne en tiges, plaques, tubes, profils carrés et ronds en métal de différentes dimensions. Languette en bois multiplis ou tige en caoutchouc insérée sous la coque pour l'agrafage du tissu.

Rembourrage: Polyuréthane « POLFLEX » indéformable moulé à froid, densité moyenne 60 kg/m³.

Base: 4 pieds en plastique.

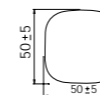
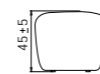
Tragstruktur: Innenrahmen aus Metallstäben, Flachstahl, Rohren sowie Vierkant- und Rundprofilen in verschiedenen Größen. Sperrholzleiste oder Gummistab unter der Schale zur Befestigung des Bezugsstoffes eingesetzt.

Polsterung: „POLFLEX“ kaltgeschäumter, formstabiler Polyurethanschaum, mittlere Dichte 60 kg/m³.

Gestell: 4 Kunststofffüße.

Cod. Tessuto/fabric/tissu/Stoff: 1/01

Cod. Pelle/leather/cuir/Leder: 2/02



1BOBPOUFF
2BOBPOUFF



Photography
METAVERSO
ARCHIVISION

Print
DiTre

Graphic
Bragagnolo Giorgia

alberta

via Toniolo 41
31028 Vazzola (TV) - ITALY
T +39 0438 440440
F +39 0438 441555
www.alberta.it

alberta

via Toniolo 41, 31028 Vazzola (TV) - ITALY

www.alberta.it

Alberta S.r.l.