




MARINER

GENERAL CATALOGUE 2026




















# PESQA



IN ORDINE ALFABETICO IN ALPHABETICAL ORDER

## PAVIMENTI E RIVESTIMENTI

FLOOR AND WALL TILES

'900 20x20	270
Absolute   	114
Affreschi 60x120	08
Atlantica 20x120 . 10x60	278
Axis   	302
Boston   	140
Cool 120x120 . 60x120 . 60x60 . 30x60	102
Dover   	48
Duecento25 7,5x30	20
Garden   	246
Harbor   	220
Imperium 60x120 . 30x60 . 30x30 . 10x30	202
Limeblend   	30
Moonstone 60x120 . 60x60 . 30x60 . 30x30 . 10x30	62
Origin 60x120 . 30x60 . 10x30	192
Planet 30x120 . 20x120	310
Reims   	230
Sanctuary 60x120	76
Shellstone   	172
Star 60x120 . 60x60 . 30x60 . 10x30	184
Stone Wave   	238
Storica   	210
Theatro   	128
Theory   	90
Time   	160
Tongass   	292
Via Verdi   	254
Vintage 20x20	262
Wales   	148

## RIVESTIMENTI

WALL TILES

Absolute 30x90	338
Boston 30x90	348
Cool 30x90	358
Limeblend 30x90	318
Urban 30x90	328




## INFO TECNICHE TECHNICAL INFO

Codici pezzi speciali Special trims codes	368
Caratteristiche tecniche Technical features	373
Suggerimenti di posa Laying suggestions	374
Condizioni generali di vendita General sale conditions	376
Istruzioni per la cura e la manutenzione Care and maintenance instructions	378
Certificazioni Certifications	381





PER EFFETTO BY LOOK

## CONCRETE & RESIN

'900 20x20	270
Absolute   	114
Absolute 30x90	338
Boston   	140
Boston 30x90	348
Cool 120x120 . 60x120 . 60x60 . 30x60	102
Cool 30x90	358
Sanctuary 60x120	76
Theatro   	128
Urban 30x90	328
Vintage 20x20	262













## WOOD

Atlantica 20x120 . 10x60	278
Axis   	302
Planet 30x120 . 20x120	310
Tongass   	292

## MARBLE

Imperium 60x120 . 30x60 . 30x30 . 10x30	202
Origin 60x120 . 30x60 . 10x30	192

## STONE

Dover   	48
Garden   	246
Harbor   	220
Limeblend   	30
Limeblend 30x90	318
Moonstone 60x120 . 60x60 . 30x60 . 30x30 . 10x30	62
Reims   	230
Shellstone   	172
Star 60x120 . 60x60 . 30x60 . 10x30	184
Stone Wave   	238
Storica   	210
Theory   	90
Time   	160
Via Verdi   	254
Wales   	148

## WALLPAPERS


Affreschi 60x120	08
---------------------	----

## BRICK

Duecento25 7,5x30	20
----------------------	----



## PER FORMATO BY SIZES



### 120x120

Absolute	114
Cool	102
Theory	90




### 60x120

Affreschi	08
Absolute   <span>out</span>	114
Boston	140
Cool	102
Dover   <span>out</span>	48
Imperium	202
Moonstone	62
Limeblend   <span>out</span>	30
Origin	192
Sanctuary	76
Shellstone   <span>out</span>	172
Star	184
Theatro   <span>out</span>	128
Theory   <span>out</span>	90
Time   <span>out</span>	160
Wales   <span>out</span>	148



### 30x120

Axis	302
Planet	310



### 20x120

Absolute	114
Atlantica	278
Axis	302
Planet	310
Tongass   <span>out</span>	292



### 10x120

Limeblend	30
-----------	----



### 80x80

Absolute	114
Boston   <span>out</span>	140
Theatro	128
Time	160



### 40x80

Absolute	114
Boston	140
Theatro	128
Time	160



### 60x60

Absolute   <span>out</span>	114
Boston   <span>out</span>	140
Cool	102
Dover   <span>out</span>	48
Limeblend   <span>out</span>	30
Moonstone	62
Shellstone   <span>out</span>	172
Star	184
Theatro   <span>out</span>	128
Theory   <span>out</span>	90
Time   <span>out</span>	160
Wales   <span>out</span>	148



### 30x60

Absolute	114
Boston	140
Cool	102
Dover   <span>out</span>	48
Imperium	202
Limeblend   <span>out</span>	30
Moonstone	62
Origin	192
Shellstone   <span>out</span>	172
Star	184
Stone Wave   <span>out</span>	238
Theatro   <span>out</span>	128
Theory   <span>out</span>	90
Time   <span>out</span>	160
Wales   <span>out</span>	148




## PER FORMATO BY SIZES



### 15x60

Axis   <span>out</span>	302
-------------------------	-----



### 10x60

Atlantica	278
Limeblend	30



### 30x30

Dover	48
Imperium	202
Limeblend	30
Moonstone	62
Shellstone	172
Theatro   <span>out</span>	128
Theory   <span>out</span>	90
Time   <span>out</span>	160
Wales   <span>out</span>	148



### 10x30

Absolute	114
Dover	48
Imperium	202
Limeblend	30
Moonstone	62
Origin	192
Shellstone	172
Star	184
Theatro	128
Theory	90
Time	160
Wales	148



### 25x50

Reims   <span>out</span>	230
Via Verdi   <span>out</span>	254



### 25x25

Reims   <span>out</span>	230
Via Verdi   <span>out</span>	254



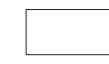
### 40x60

Storica   <span>out</span>	210
----------------------------	-----



### 40x40

Storica	210
---------	-----



### 20x40

Garden   <span>out</span>	246
Harbor   <span>out</span>	220
Storica	210



### 20x20

'900	270
Garden   <span>out</span>	246
Storica	210
Vintage	262



### 30x90


Absolute	338
Boston	348
Cool	358
Limeblend	318
Urban	328




### 7,5x30

Duecento25	20
------------	----

# LETTURA DEL CATALOGO READING THE CATALOGUE



- 1 Serie / Collection
- 2 Tipologia prodotto / Product type
- 3 Simbologia / Symbols
- 4 Gamma colori / Color range
- 5 Formati / Sizes
- 6 Sviluppo grafico / Graphic development



- 7 Fondi / Plain Tiles
- 8 Pezzi speciali / Special trims
- 9 Imballi / Packaging
- 10 Mosaici e decori / Mosaics and decors
- 11 Descrizione / Description
- 12 Numero grafiche differenti / Number of different patterns

## SIMBOLOGIA SYMBOLS

### Variazione cromatica Chromatic variation

- V1 Aspetto uniforme. / Uniform appearance.
- V2 Lieve variazione. / Light variation.
- V3 Marcata variazione. / Significant variation.
- V4 Forte variazione. / Strong variation.

### Grado di scivolosità Slip rate

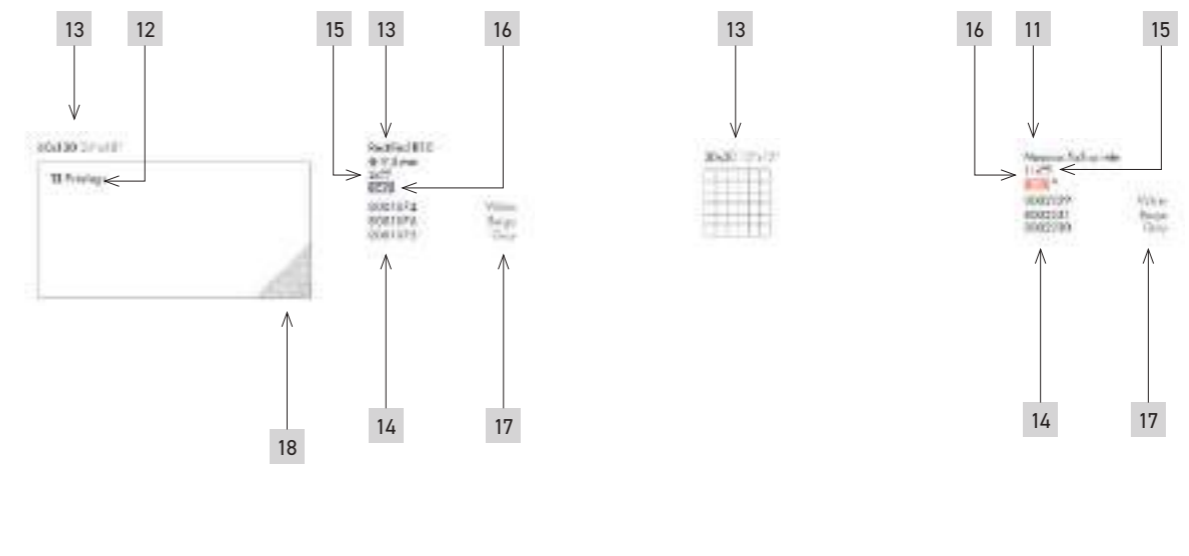
- R9**
- R10** In funzione dell'ambiente o della zona di lavoro. / According to environment or working area.
- R11**

### Superfici Outdoor Outdoor surfaces

**OUT**

### Altre caratteristiche More features

- Pavimento / Floor
- Rivestimento / Wall
- Spessore / Thickness
- Tecnologia digitale. / Digital technology.
- Resistenza al gelo / Frost resistance
- Resistenza all'abrasione / Abrasion resistance
- 3÷5** according to shade



- 13 Formato / Size
- 14 Codice / Code
- 15 Pezzi per scatola / Pieces per box
- 16 Categoria prezzo \* / Price code
- 17 Colori / Colors
- 18 Finitura Grip disponibile / Grip finish available

### \*Lettura listino Price list indications

000	Prezzo al mq / Price per sqm	000	Prezzo al pezzo / Price per piece	000	Prezzo al mq/tassative scatole complete / Price per sqm / Complete boxes only
-----	------------------------------	-----	-----------------------------------	-----	---



# AFFRESCHI

PAVIMENTO E RIVESTIMENTO FLOOR AND WALL TILE




BOTTICELLI



MONET



MORRIS



CARAVAGGIO



DEGAS



POLLOCK



KLIMT



RENOIR

GRES PORCELLANATO SMALTATO GLAZED PORCELAIN TILE



9,5 mm

Degas, Klimt  
Monet  
Pollock  
Renoir

Botticelli  
Caravaggio  
Morris

FORMATO SIZE



60x120  
24"x48"  
Rectified

# AFFRESCHI

Affreschi Degas 60x120 | Tongass Natural 20x120 >



~ Affreschi Monet 60x120 | Tongass Brown 20x120



# AFFRESCHI

< Affreschi Renoir 60x120 | Teatro White 60x120



^ Affreschi Pollock 60x120 | Wales Antracite 60x120

# AFFRESCHI

~ Affreschi Botticelli 60x120 | Teatro Graphite 60x60



# AFFRESCHI

Affreschi Morris 60x120 | Cool Almond 60x120 >



~ Affreschi Klimt 60x120 | Cool Ocean 60x60



## WALLPAPERS



8001567 Botticelli  
60x120 24"x48" Rectified  
± 9,5 mm  
1 Printings 2x  
198 PEI 2

Posa Installation



8001569 Morris  
60x120 24"x48" Rectified  
± 9,5 mm  
1 Printings 2x  
198 PEI 2

Posa Installation



8001568 Caravaggio  
60x120 24"x48" Rectified  
± 9,5 mm  
1 Printings 2x  
198 PEI 2

Posa Installation



8001566 Monet  
60x120 24"x48" Rectified  
± 9,5 mm  
1 Printings 2x  
198 PEI 2

Posa Installation



8001565 Renoir  
60x120 24"x48" Rectified  
± 9,5 mm  
1 Printings 2x  
198 PEI 2

Posa Installation



8001564 Klimt  
60x120 24"x48" Rectified  
± 9,5 mm  
1 Printings 2x  
198 PEI 2

Posa Installation



## GRES PORCELLANATO PORCELAIN TILE



8002797 Degas  
60x120 24"x48" Rectified  
± 9,5 mm  
3 Printings 2x  
198 PEI 2

Posa Installation



Posa Installation



8002796 Pollock  
60x120 24"x48" Rectified  
± 9,5 mm  
3 Printings 2x  
198 PEI 2

Posa Installation



Posa Installation



Per tutti i decori posa consigliata con fuga 2 mm. La ripresa grafica tra i decori può avere una tolleranza contenuta in 2 cm.  
For all decorations recommended installation with 2 mm joint. The tile graphic between the decorations can have a tolerance included in 2 cm.

### Destinazioni d'uso Destinations of use


- A** RIVESTIMENTO per tutte le destinazioni d'uso: commerciale e residenziale.  
TO WALL TILES for all destinations of use: commercial and residential.
- L** CALPESTIO LEGGERO. R9  
LIGHT TRAFFIC. R9
- M** CALPESTIO MEDIO. R10  
MEDIUM TRAFFIC. R10

AFFRESCHI	pcs/box	mq/box	kg/box	box/pallet	mq/pallet	kg/pallet
60x120 24"x48" Rectified	2	1,44	29,60	36	51,84	1080,00




# DUECENTO25


## PAVIMENTO E RIVESTIMENTO FLOOR AND WALL TILE



## GRES PORCELLANATO SMALTATO GLAZED PORCELAIN TILE



## FORMATI SIZES

  
 7,5x30  
 3"x12"  
 Rectified

# DUECENTO25

< Duecento25 Nr. 11



^ Duecento25 Nr. 01. 06

# DUECENTO25

▼ Duecento25 Nr.14 . 17



# DUECENTO25

< Duecento25 Nr. 03 . 04



^ Duecento25 Nr.10 . 16

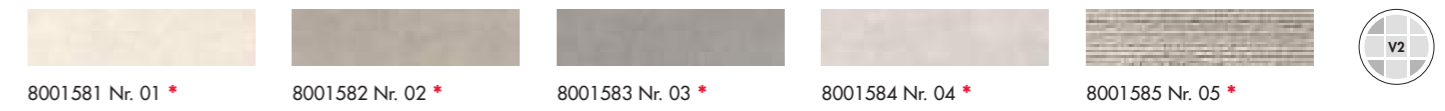


# DUECENTO25



GRES PORCELLANATO SMALTATO GLAZED PORCELAIN TILE

7,5x30 3"x12" ± 8 mm Rectified R10



7,5x30 3"x12" ± 8 mm Rectified R10



7,5x30 3"x12" ± 8 mm Rectified R10



\* Vendita su ordinazione. Available upon request.

DUECENTO25	pcs/box	mq/box	kg/box	box/pallet	mq/pallet	kg/pallet
7,5x30 3"x12" Rectified	48	1,08	19,40	44	47,52	853,60

< Duecento25 Nr. 15 .

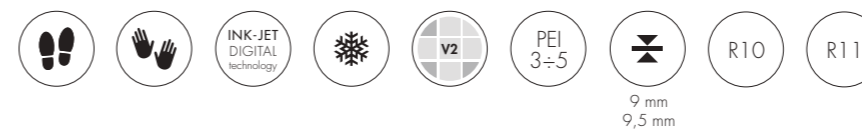


# LIMEBLEND

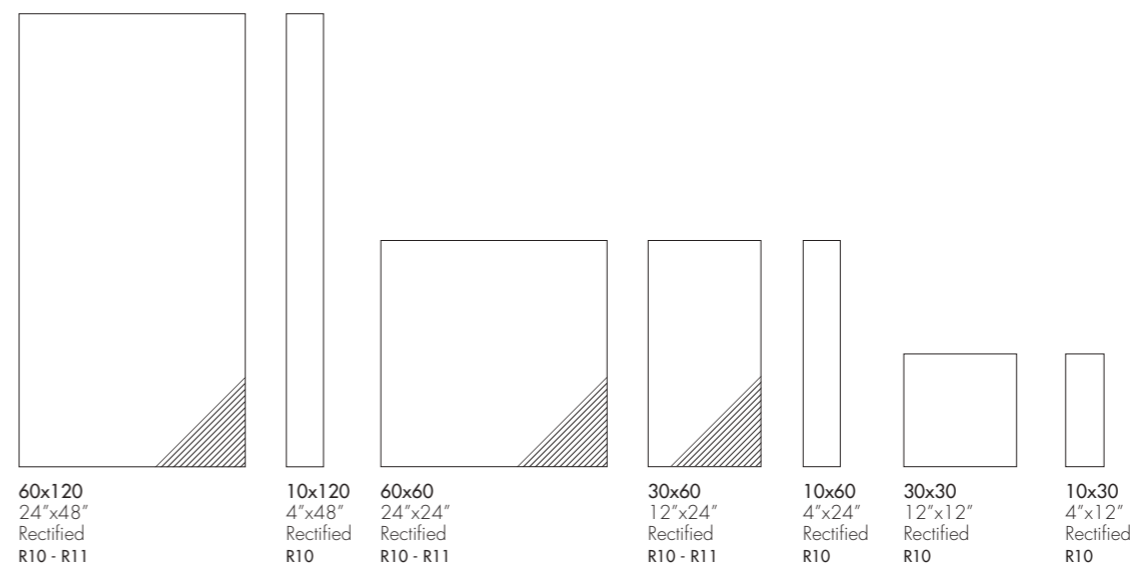
PAVIMENTO E RIVESTIMENTO FLOOR AND WALL TILE



GRES PORCELLANATO SMALTATO GLAZED PORCELAIN TILE



FORMATI SIZES



# LIMEBLEND

↳ Limeblend Milk 60x120 . 10x120





# LIMEBLEND

◀ Limeblend Brown 60x60 . Limeblend Tapparella Brown 30x60



^ Limeblend Moss 60x120

# LIMEBLEND

Limeblend Rust 60x120 . Limeblend Mosaico Esagona T18 Mix (Milk, Rust, Brown) 39x46 >



^ Limeblend Rust 60x60 . 60x120



# LIMBLEND

◀ Limeblend Grey 60x120 . Limeblend White 60x120 . Limeblend White Mosaico 5x5 30x30



# LIMEBLEND

< Limeblend Carbon 60x120



^ Limeblend Grey 60x120 R10/R11




# LIMEBLEND

PAVIMENTO E RIVESTIMENTO FLOOR AND WALL TILE




CARBON



GREY



DENIM



WHITE



MILK



MOSS



RUST



BROWN


# LIMEBLEND

## COLORI COLORS



## FORMATI SIZES

60x120 24"x48"



Rectified R10

± 9,5 mm

2x

149

8004702 White  
8004703 Grey  
8004704 Denim  
8004705 Carbon  
8004706 Milk  
8004707 Moss  
8004708 Rust  
8004709 Brown

Rectified R11

± 9,5 mm

2x

149

8004710 White  
8004711 Grey  
8004712 Milk

OUT

\* Vendita su ordinazione.  
Available upon request.

10x120 4"x48"



Rectified R10


± 9,5 mm

10x

156 \*

8004778 White  
8004779 Grey  
8004780 Denim  
8004781 Carbon  
8004782 Milk  
8004783 Moss  
8004784 Rust  
8004785 Brown

60x60 24"x24"



Rectified R10

± 9 mm

3x

130

8004713 White  
8004714 Grey  
8004715 Denim  
8004716 Carbon  
8004717 Milk  
8004718 Moss  
8004719 Rust  
8004720 Brown

Rectified R11

± 9 mm

3x

130

8004721 White  
8004722 Grey  
8004723 Milk

OUT

30x60 12"x24"



Rectified R10

± 9 mm

6x

130

8004724 White  
8004725 Grey  
8004726 Denim  
8004727 Carbon  
8004728 Milk  
8004729 Moss  
8004730 Rust  
8004731 Brown

Rectified R11

± 9 mm

6x

130

8004732 White  
8004733 Grey  
8004734 Milk

OUT

## GRES PORCELLANATO SMALTATO GLAZED PORCELAIN TILE



## FORMATI SIZES

10x60 4"x24"



Rectified R10

± 9 mm

14x

156 \*

8004770 White  
8004771 Grey  
8004772 Denim  
8004773 Carbon  
8004774 Milk  
8004775 Moss  
8004776 Rust  
8004777 Brown

\* Vendita su ordinazione.  
Available upon request.

30x30 12"x12"



Rectified R10

± 9 mm

12x

147 \*

8004751 White  
8004752 Grey  
8004753 Denim  
8004754 Carbon  
8004755 Milk  
8004756 Moss  
8004757 Rust  
8004758 Brown

\* Vendita su ordinazione.  
Available upon request.

10x30 4"x12"



Rectified R10

± 9 mm

32x

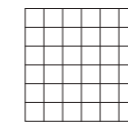
151 \*

8004762 White  
8004763 Grey  
8004764 Denim  
8004765 Carbon  
8004766 Milk  
8004767 Moss  
8004768 Rust  
8004769 Brown

\* Vendita su ordinazione.  
Available upon request.

## DECORI DECORS

30x30 12"x12"



Mosaico 5x5 su rete

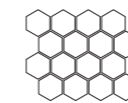
11x

20 \*

8004786 White  
8004787 Grey  
8004788 Denim  
8004789 Carbon  
8004790 Milk  
8004791 Moss  
8004792 Rust  
8004793 Brown

\* Vendita tassativa a scatole complete.  
Disponibile su ordinazione con un minimo di 3 settimane. Sold by full boxes only. Available on demand with, at least, a 3 weeks waiting.

29x25 11.5"x10"



Mosaico Esagona T16 su rete

6x

64 \*

8004794 White  
8004795 Grey  
8004796 Denim  
8004797 Carbon  
8004798 Milk  
8004799 Moss  
8004800 Rust  
8004801 Brown

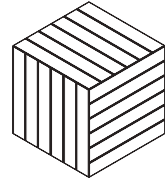
Disponibile nella versione Mix.. Fai la tua scelta!  
Available Mix version...  
Make your choice!  
6x **64** \*\*

\* Vendita tassativa a scatole complete.  
Disponibile su ordinazione con un minimo di 3 settimane. Sold by full boxes only. Available on demand with, at least, a 3 weeks waiting.

\*\* Vendita tassativa a scatole complete.  
Ordine minimo 90 scatole / colore (3 pallet completi). Sale in full boxes only. Minimum order 90 boxes / color (3 full pallets).

## DECORI DECORS

39x46 15"x18"



Esagona T18 su Rete

4x **80** \*


8004802	White
8004803	Grey
8004804	Denim
8004805	Carbon
8004806	Milk
8004807	Moss
8004808	Rust
8004809	Brown

Disponibile nella versione Mix..  
Fai la tua scelta!  
Available Mix version...  
Make your choice!

\* Vendita tassativa a scatole complete.  
Disponibile su ordinazione con un minimo di 3 settimane. Sold by full boxes only. Available on demand with, at least, a 3 weeks waiting.

\*\* Vendita tassativa a scatole complete.  
Ordine minimo 90 scatole / colore (3 pallet completi). Sale in full boxes only. Minimum order 90 boxes / color (3 full pallets).

30x60 12"x24"



Tapparella su Rete

6x **80** \*

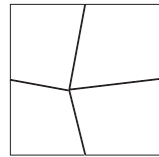
8004818	White
8004819	Grey
8004820	Denim
8004821	Carbon
8004822	Milk
8004823	Moss
8004824	Rust
8004825	Brown

Disponibile nella versione Mix..  
Fai la tua scelta!  
Available Mix version...  
Make your choice!

\* Vendita tassativa a scatole complete.  
Disponibile su ordinazione con un minimo di 3 settimane. Sold by full boxes only. Available on demand with, at least, a 3 weeks waiting.

\*\* Vendita tassativa a scatole complete.  
Ordine minimo 30 scatole / colore (3 pallet completi). Sale in full boxes only. Minimum order 30 boxes / color (3 full pallets).

40x40 16"x16"



Mosaico Nest su Rete

4x **95** \*

8004810	White
8004811	Grey
8004812	Denim
8004813	Carbon
8004814	Milk
8004815	Moss
8004816	Rust
8004817	Brown

Disponibile nella versione Mix..  
Fai la tua scelta!  
Available Mix version...  
Make your choice!

\* Vendita tassativa a scatole complete.  
Disponibile su ordinazione con un minimo di 3 settimane. Sold by full boxes only. Available on demand with, at least, a 3 weeks waiting.

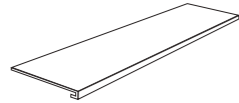
\*\* Vendita tassativa a scatole complete.  
Ordine minimo 30 scatole / colore (1 pallet completo). Sale in full boxes only. Minimum order 30 boxes / color (1 full pallet).

## PEZZI SPECIALI SPECIAL TRIMS

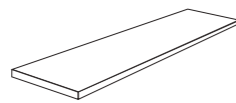
Disponibili in tutti i colori Available in all colors



Battiscopa Digitale  
Skirting  
6x60 2.4"x24"  
15x **30**



Gradino Lineare Costa Retta  
Step  
33x120x3 13"x48"x1.2"  
2x **189** \*



Angolare Costa Retta  
Corner Step  
33x120x3 13"x48"x1.2"  
2x **190** \*

Angolare DX **190** \*

Angolare SX **190** \*

Angolare DX/SX **204** \*



Guarda la tabella completa dei pezzi speciali a pagina 368  
View the complete special trims tabel at page 368

\* Vendita su ordinazione.  
Available upon request.

Guarda la gamma Limeblend 30x90 rivestimento a pagina 318  
View the wall tile Limeblend 30x90 range at page 318

LIMEBLEND	pcs/box	m <sup>2</sup> /box	kg/box	box/pallet	m <sup>2</sup> /pallet	kg/pallet
60x120 24"x48" Rectified R10/R11	2	1,44	29,60	36	51,84	1080,00
10x120 4"x48" Rectified R10	10	1,20	24,70	48	57,60	1200,00
60x60 24"x24" Rectified R10/R11	3	1,08	21,30	40	43,20	852,00
30x60 12"x24" Rectified R10/R11	6	1,08	21,00	48	51,84	1008,00
30x30 12"x12" Rectified R10/R11	12	1,08	21,00	48	51,84	1008,00
10x60 4"x24" Rectified R10	14	0,84	17,10	40	33,60	698,00
10x30 4"x12" Rectified R10	32	0,96	19,30	36	34,56	694,80



^ Limeblend Denim Mosaico Nest su Rete 40x40



# DOVER

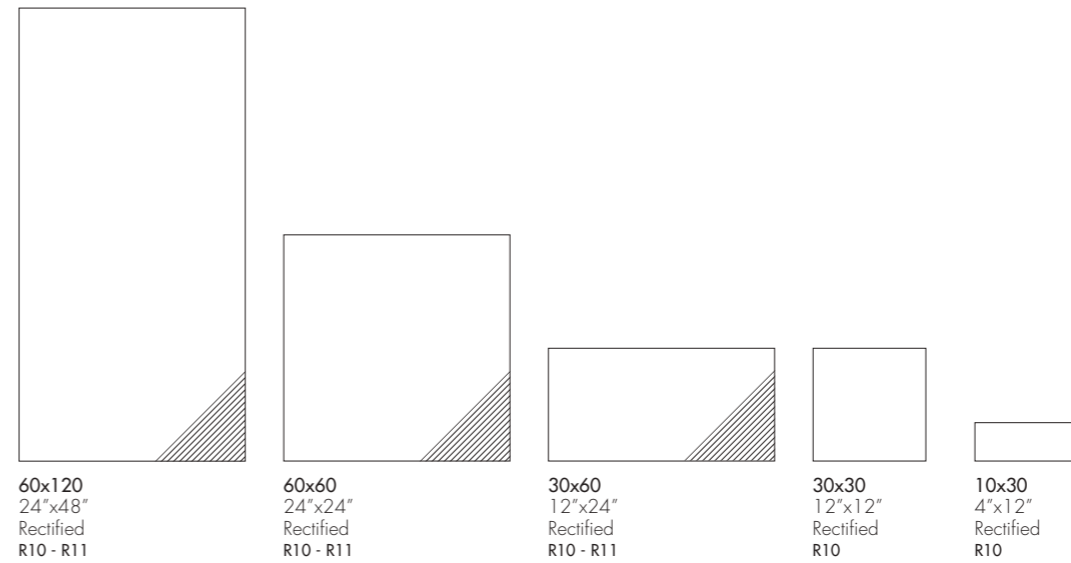
PAVIMENTO E RIVESTIMENTO FLOOR AND WALL TILE



GRES PORCELLANATO SMALTATO GLAZED PORCELAIN TILE



FORMATI SIZES



# DOVER

▼ Dover Dark 60x60 . 30x60



# DOVER

◀ Dover Dark 60x120 . Dover Mosaico 5x5 Dark 30x30



^ Dover Antracite R11 60x120

Dover White 60x120 . 60x60 . 30x60 . 30x30 >




^ Dover White R11 60x120



# DOVER

< Dover Havana 60x120 . Dover Havana 10x30



^ Dover Havana 60x60 . Dover Mosaico 5x5 Havana 30x30



# DOVER


PAVIMENTO E RIVESTIMENTO FLOOR AND WALL TILE




DARK



ANTRACITE



WHITE



BEIGE



HAVANA

## COLORI COLORS



## FORMATI SIZES

Formato / Size	Quantità / Qty	Spessore / Thickness	Colori / Colors	Stato / Status
60x120 24"x48"	12 Printings	Rectified R10 ± 9,5 mm	White, Beige, Havana, Antracite, Dark	OUT
60x60 24"x24"	14 Printings	Rectified R10 ± 9 mm	White, Beige, Havana, Antracite, Dark	OUT
30x60 12"x24"		Rectified R10 ± 9 mm	White, Beige, Havana, Antracite, Dark	OUT
30x30 12"x12"		Rectified R10 ± 9 mm	White, Beige, Havana, Antracite, Dark	* Vendita su ordinazione. Available upon request.
10x30 4"x12"		Rectified R10 ± 9 mm	White, Beige, Havana, Antracite, Dark	* Vendita su ordinazione. Available upon request.

## GRES PORCELLANATO SMALTATO GLAZED PORCELAIN TILE



## DECORI DECORS

Decor / Decor	Quantità / Qty	Colori / Colors	Stato / Status
30x30 12"x12"	Mosaico 5x5 su rete 11x11	White, Beige, Havana, Antracite, Dark	* Vendita tassativa a scatole complete. Disponibile su ordinazione con un minimo di 3 settimane. Sold by full boxes only. Available on demand with, at least, a 3 weeks waiting.
29x25 11.5"x10"	Mosaico Esagona T16 su rete 6x6	White, Beige, Havana, Antracite, Dark	* Vendita tassativa a scatole complete. Disponibile su ordinazione con un minimo di 3 settimane. Sold by full boxes only. Available on demand with, at least, a 3 weeks waiting.

## PEZZI SPECIALI SPECIAL TRIMS

Disponibili in tutti i colori Available in all colors



Guarda la tabella completa dei pezzi speciali a pagina 368 View the complete special trims tabel at page 368


\* Vendita su ordinazione. Available upon request.

DOVER	pcs/box	mq/box	kg/box	box/pallet	mq/pallet	kg/pallet
60x120 24"x48" Rectified R10/R11	2	1,44	29,60	36	51,84	1080,00
60x60 24"x24" Rectified R10/R11	3	1,08	21,30	40	43,20	852,00
30x60 12"x24" Rectified R10/R11	6	1,08	21,00	48	51,84	1008,00
30x30 12"x12" Rectified R10	12	1,08	21,00	48	51,84	1008,00
10x30 4"x12" Rectified R10	32	0,96	19,30	36	34,56	694,80



# MOONSTONE

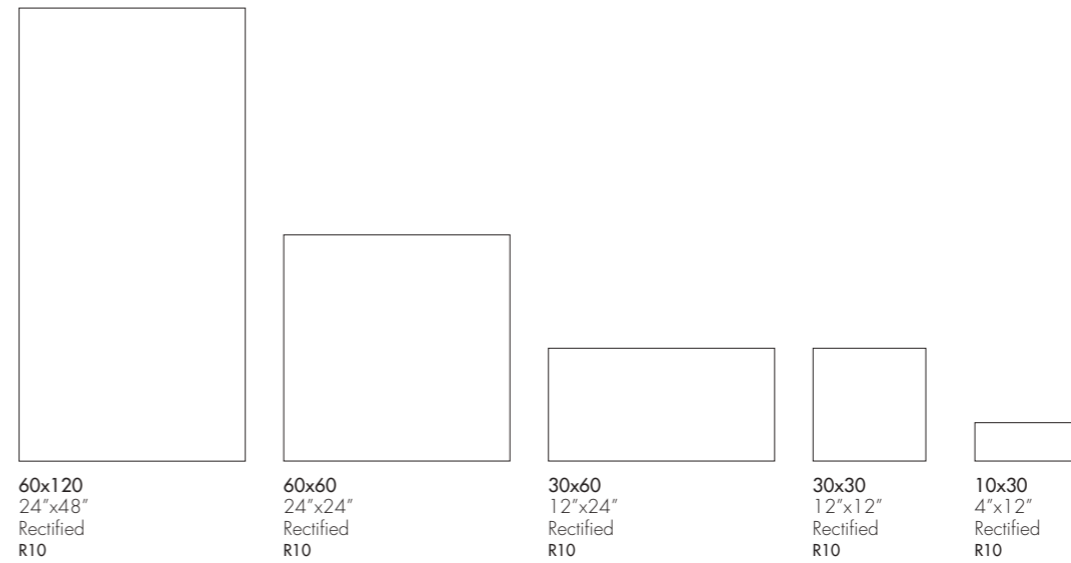
PAVIMENTO E RIVESTIMENTO FLOOR AND WALL TILE



GRES PORCELLANATO SMALTATO GLAZED PORCELAIN TILE



FORMATI SIZES



# MOONSTONE

✓ Moonstone White 60x60 . 10x30



# MOONSTONE

< Moonstone Dark 60x120 . 60x60



^ Moonstone Dark 60x120

# MOONSTONE

✓ Moonstone Beige 60x120 . 60x60 . 30x60 . 30x30



# MOONSTONE

< Moonstone Beige 60x120 . Moonstone Mosaico 5x5 Beige 30x30



^ Moonstone Beige 60x120




# MOONSTONE

PAVIMENTO E RIVESTIMENTO FLOOR AND WALL TILE



# MOONSTONE

## COLORI COLORS



## FORMATI SIZES


60x120 24"x48"



Rectified R10  
± 9,5 mm  
2x **149**

8001919 White  
8001921 Beige  
8001920 Grey  
8001922 Dark

60x60 24"x24"



Rectified R10  
± 9 mm  
3x **130**

8001926 White  
8001929 Beige  
8001928 Grey  
8001930 Dark

30x60 12"x24"



Rectified R10  
± 9 mm  
6x **130**

8001927 White  
8001935 Beige  
8001934 Grey  
8001936 Dark

30x30 12"x12"



Rectified R10  
± 9 mm  
12x **147** \*

8002167 White  
8002169 Beige  
8002168 Grey  
8002172 Dark

\* Vendita su ordinazione.  
Available upon request.

10x30 4"x12"



Rectified R10  
± 9 mm  
32x **151** \*

8002174 White  
8002176 Beige  
8002175 Grey  
8002177 Dark

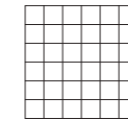
\* Vendita su ordinazione.  
Available upon request.

## GRES PORCELLANATO SMALTATO GLAZED PORCELAIN TILE



## DECORI DECORS

30x30 12"x12"

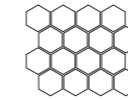


Mosaico 5x5 su rete  
11x **20** \*

8002155 White  
8002157 Beige  
8002156 Grey  
8002158 Dark

\* Vendita tassativa a scatole complete.  
Disponibile su ordinazione con un minimo di 3 settimane. Sold by full boxes only. Available on demand with, at least, a 3 weeks waiting.

29x25 11.5"x10"



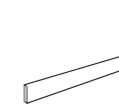
Mosaico Esagona T16 su rete  
6x **64** \*

8002159 White  
8002161 Beige  
8002160 Grey  
8002162 Dark

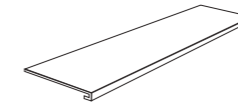
\* Vendita tassativa a scatole complete.  
Disponibile su ordinazione con un minimo di 3 settimane. Sold by full boxes only. Available on demand with, at least, a 3 weeks waiting.

## PEZZI SPECIALI SPECIAL TRIMS

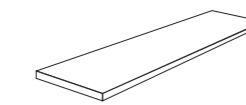
Disponibili in tutti i colori Available in all colors



Battiscopa Digitale  
Skirting  
6x60 2.4"x24"  
1.5x **30**



Gradino Lineare Costa Retta  
Step  
33x120x3 13"x48"x1.2"  
2x **189** \*



Angolare Costa Retta  
Corner Step  
33x120x3 13"x48"x1.2"  
2x **190** \*  
Angolare DX **190** \*  
Angolare SX **190** \*  
Angolare DX/SX **204** \*



Guarda la tabella completa  
dei pezzi speciali a pagina 368  
View the complete special  
trims tabel at page 368

\* Vendita su ordinazione.  
Available upon request.

MOONSTONE	pcs/box	mq/box	kg/box	box/pallet	mq/pallet	kg/pallet
60x120 24"x48" Rectified R10	2	1,44	29,60	36	51,84	1080,00
60x60 24"x24" Rectified R10	3	1,08	21,30	40	43,20	852,00
30x60 12"x24" Rectified R10	6	1,08	21,00	48	51,84	1008,00
30x30 12"x12" Rectified R10	12	1,08	21,00	48	51,84	1008,00
10x30 4"x12" Rectified R10	32	0,96	19,30	36	34,56	694,80




# SANCTUARY

PAVIMENTO E RIVESTIMENTO FLOOR AND WALL TILE



SAND



MINT



WHITE



GREY




BLUE

GRES PORCELLANATO SMALTATO GLAZED PORCELAIN TILE



9,5 mm

FORMATI SIZES



60x120  
24"x48"  
Rectified  
R10

# SANCTUARY

~ Sanctuary Blue 60x120 . Cool Ocean 120x120



# SANCTUARY

◀ Sanctuary Grey 60x120 . Absolute Cement Smoke 60x120



^ Sanctuary Grey 60x120

# SANCTUARY

✓ Sanctuary Sand 60x120 . Cool Almond 120x120





# SANCTUARY

◀ Sanctuary Mint 60x120 . Theory White 120x120



^ Sanctuary Mint 60x120 . Mosaico 5x5 Mint 30x30 . Teatro Bone 60x120



# SANCTUARY

PAVIMENTO E RIVESTIMENTO FLOOR AND WALL TILE



# SANCTUARY

## COLORI COLORS



## FORMATI SIZES

60x120 24"x48"




Rectified R10  
± 9,5 mm  
2x

8002132	Sand
8002131	Mint
8002128	White
8002129	Grey
8002130	Blue

## DECORI DECORS

30x30 12"x12"



Mosaico 5x5 su rete  
11x

8002196	Sand
8002195	Mint
8002192	White
8002193	Grey
8002194	Blue

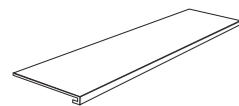
\* Vendita tassativa a scatole complete. Disponibile su ordinazione con un minimo di 3 settimane. Sold by full boxes only. Available on demand with, at least, a 3 weeks waiting.

## PEZZI SPECIALI SPECIAL TRIMS

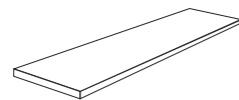
Disponibili in tutti i colori Available in all colors



Battiscopa Digitale  
Skirting  
6x60 2.4"x24"  
15x



Gradino Lineare Costa Retta  
Step  
33x120x3 13"x48"x1.2"  
2x



Angolare Costa Retta  
Corner Step  
33x120x3 13"x48"x1.2"  
2x

Angolare DX	190 *
Angolare SX	190 *
Angolare DX/SX	204 *



Guarda la tabella completa dei pezzi speciali a pagina 370  
View the complete special trims tabel at page 370

\* Vendita su ordinazione. Available upon request.

GRES PORCELLANATO SMALTATO GLAZED PORCELAIN TILE



~ Sanctuary White 60x120 . Tongass Brown 20x120

SANCTUARY	pcs/box	mq/box	kg/box	box/pallet	mq/pallet	kg/pallet
60x120 24"x48" Rectified R10	2	1,44	29,60	36	51,84	1080,00




# THEORY


PAVIMENTO E RIVESTIMENTO FLOOR AND WALL TILE



WHITE



BEIGE




GREY

GRES PORCELLANATO SMALTATO GLAZED PORCELAIN TILE



8,5 mm  
9 mm  
9,5 mm


FORMATI SIZES



120x120  
48"x48"  
Rectified  
R10



60x120  
24"x48"  
Rectified  
R10 - R11



60x60  
24"x24"  
Rectified  
R10 - R11



30x60  
12"x24"  
Rectified  
R10 - R11



30x30  
12"x12"  
Rectified  
R10 - R11



10x30  
4"x12"  
Rectified  
R10

# THEORY

✓ Theory Beige 120x120 . Cannettato Beige 60x120





# THEORY

◀ Theory Beige 60x60 R10-R11



^ Theory White 120x120

# THEORY


▼ Theory White 60x60 - 30x60





# THEORY

PAVIMENTO E RIVESTIMENTO FLOOR AND WALL TILE




## COLORI COLORS



## FORMATI SIZES


120x120 48"x48"



Rectified R10  
± 8,5 mm  
2x **170**

8001864 White  
8001865 Beige

60x120 24"x48"



Rectified R10  
± 9,5 mm  
2x **149**


8001874 White  
8001876 Beige  
8001875 Grey

Rectified R11  
± 9,5 mm  
2x **149**

8001877 White  
8001879 Beige  
8001878 Grey

OUT

60x60 24"x24"



Rectified R10  
± 9 mm  
3x **130**

8001893 White  
8001895 Beige  
8001894 Grey

Rectified R11  
± 9 mm  
3x **130**

8001910 White  
8001912 Beige  
8001911 Grey

OUT

30x60 12"x24"



Rectified R10  
± 9 mm  
6x **130**

8001896 White  
8001948 Beige  
8001947 Grey

Rectified R11  
± 9 mm  
6x **130**

8001949 White  
8001951 Beige  
8001950 Grey

OUT

30x30 12"x12"



Rectified R10  
± 9 mm  
12x **147** \*

8002089 White  
8002091 Beige  
8002090 Grey

Rectified R11  
± 9 mm  
12x **147** \*

8002125 White  
8002127 Beige  
8002126 Grey

OUT


\* Vendita su ordinazione.  
Available upon request.

## GRES PORCELLANATO SMALTATO GLAZED PORCELAIN TILE



## FORMATI SIZES

10x30 4"x12"



Rectified R10  
± 9 mm  
32x **151** \*

8002086 White  
8002088 Beige  
8002087 Grey

\* Vendita su ordinazione.  
Available upon request.

## DECORI DECORS


60x120 24"x48"



Cannettato Rectified R10  
± 9,5 mm  
2x **154**

8002036 White  
8002038 Beige  
8002037 Grey

30x30 12"x12"



Mosaico 5x5 su rete  
11x **20** \*

8002029 White  
8002031 Beige  
8002030 Grey

\* Vendita tassativa a scatole complete.  
Disponibile su ordinazione con un minimo di 3 settimane. Sold by full boxes only. Available on demand with, at least, a 3 weeks waiting.

29x25 11.5"x10"



Mosaico Esagona T16 su rete  
6x **64** \*

8002052 White  
8002054 Beige  
8002053 Grey

\* Vendita tassativa a scatole complete.  
Disponibile su ordinazione con un minimo di 3 settimane. Sold by full boxes only. Available on demand with, at least, a 3 weeks waiting.

29x60 11.5"x24"



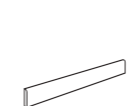
Muretto su rete  
6x **82** \*

8002077 White  
8002079 Beige  
8002078 Grey

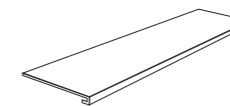
\* Vendita tassativa a scatole complete.  
Disponibile su ordinazione con un minimo di 3 settimane. Sold by full boxes only. Available on demand with, at least, a 3 weeks waiting.

## PEZZI SPECIALI SPECIAL TRIMS

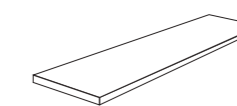
Disponibili in tutti i colori Available in all colors



Battiscopa Digitale  
Skirting  
6x60 2.4"x24"  
15x **30**



Gradino Lineare Costa Retta  
Step  
33x120x3 13"x48"x1.2"  
2x **189** \*



Angolare Costa Retta  
Corner Step  
33x120x3 13"x48"x1.2"  
2x **190** \*

Angolare DX **190** \*  
Angolare SX **190** \*  
Angolare DX/SX **204** \*



Guarda la tabella completa  
dei pezzi speciali a pagina 370  
View the complete special  
trims tabel at page 370

\* Vendita su ordinazione.  
Available upon request.

THEORY	pcs/box	mq/box	kg/box	box/pallet	mq/pallet	kg/pallet
120x120 48"x48" Rectified R10	2	2,88	67,00	24	69,12	1320,00
60x120 24"x48" Rectified R10/R11	2	1,44	29,60	36	51,84	1080,00
60x120 24"x48" Cannettato Rectified	2	1,44	29,60	36	51,84	1080,00
60x60 24"x24" Rectified R10/R11	3	1,08	21,30	40	43,20	852,00
30x60 12"x24" Rectified R10/R11	6	1,08	21,00	48	51,84	1008,00
30x30 12"x12" Rectified R10/R11	12	1,08	21,00	48	51,84	1008,00
10x30 4"x12" Rectified R10	32	0,96	19,30	36	34,56	694,80



# COOL

PAVIMENTO E RIVESTIMENTO FLOOR AND WALL TILE



GHOST



ALMOND



STEEL



SHADOW




OCEAN

GRES PORCELLANATO SMALTATO GLAZED PORCELAIN TILE




8,5 mm  
9 mm  
9,5 mm


FORMATI SIZES



120x120  
48"x48"  
Rectified  
R10



60x120  
24"x48"  
Rectified  
R10



60x60  
24"x24"  
Rectified  
R10



30x60  
12"x24"  
Rectified  
R10





# COOL

◀ Cool Almond 60x120



^ Cool Ocean 120x120

# COOL

✓ Cool Ocean 60x120 . Steel 60x120





# COOL

PAVIMENTO E RIVESTIMENTO FLOOR AND WALL TILE

GHOST

ALMOND

STEEL

SHADOW


OCEAN

## COLORI COLORS



## FORMATI SIZES


120x120 48"x48"



Rectified R10  
± 8,5 mm  
2x **170**

8000367 Ghost  
8000366 Almond  
8000370 Steel  
8000369 Shadow  
8000368 Ocean


60x120 24"x48"



Rectified R10  
± 9,5 mm  
2x **149**

8000386 Ghost  
8000385 Almond  
8000389 Steel  
8000388 Shadow  
8000387 Ocean

60x60 24"x24"



Rectified R10  
± 9 mm  
3x **130**

8000391 Ghost  
8000390 Almond  
8000394 Steel  
8000393 Shadow  
8000392 Ocean

30x60 12"x24"



Rectified R10  
± 9 mm  
6x **130**

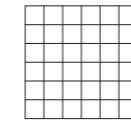
8000372 Ghost  
8000371 Almond  
8000375 Steel  
8000374 Shadow  
8000373 Ocean

## GRES PORCELLANATO SMALTATO GLAZED PORCELAIN TILE



## DECORI DECORS

30x30 12"x12"



Mosaico 5x5 su rete  
11x **20** \*

8000405 Ghost  
8000404 Almond  
8000408 Steel  
8000407 Shadow  
8000406 Ocean

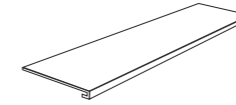
\* Vendita tassativa a scatole complete. Disponibile su ordinazione con un minimo di 3 settimane. Sold by full boxes only. Available on demand with, at least, a 3 weeks waiting.

## PEZZI SPECIALI SPECIAL TRIMS

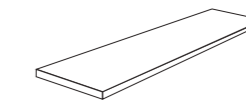
Disponibili in tutti i colori Available in all colors



Battiscopa Digitale  
Skirting  
6x60 2.4"x24"  
15x **30**



Gradino Lineare Costa Retta  
Step  
33x120x3 13"x48"x1.2"  
2x **189** \*



Angolare Costa Retta  
Corner Step  
33x120x3 13"x48"x1.2"  
2x   
Angolare DX **190** \*  
Angolare SX **190** \*  
Angolare DX/SX **204** \*




Guarda la tabella completa dei pezzi speciali a pagina 368. View the complete special trims tabel at page 368

\* Vendita su ordinazione. Available upon request.




Guarda la gamma Cool 30x90 rivestimento a pagina 358. View the wall tile Cool 30x90 range at page 358

COOL	pcs/box	mq/box	kg/box	box/pallet	mq/pallet	kg/pallet
120x120 48"x48" Rectified R10	2	2,88	67,00	24	69,12	1320,00
60x120 24"x48" Rectified R10	2	1,44	29,60	36	51,84	1080,00
60x60 24"x24" Rectified R10	3	1,08	21,30	40	43,20	852,00
30x60 12"x24" Rectified R10	6	1,08	21,00	48	51,84	1008,00

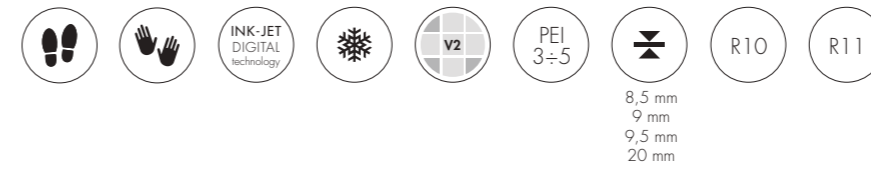


# ABSOLUTE

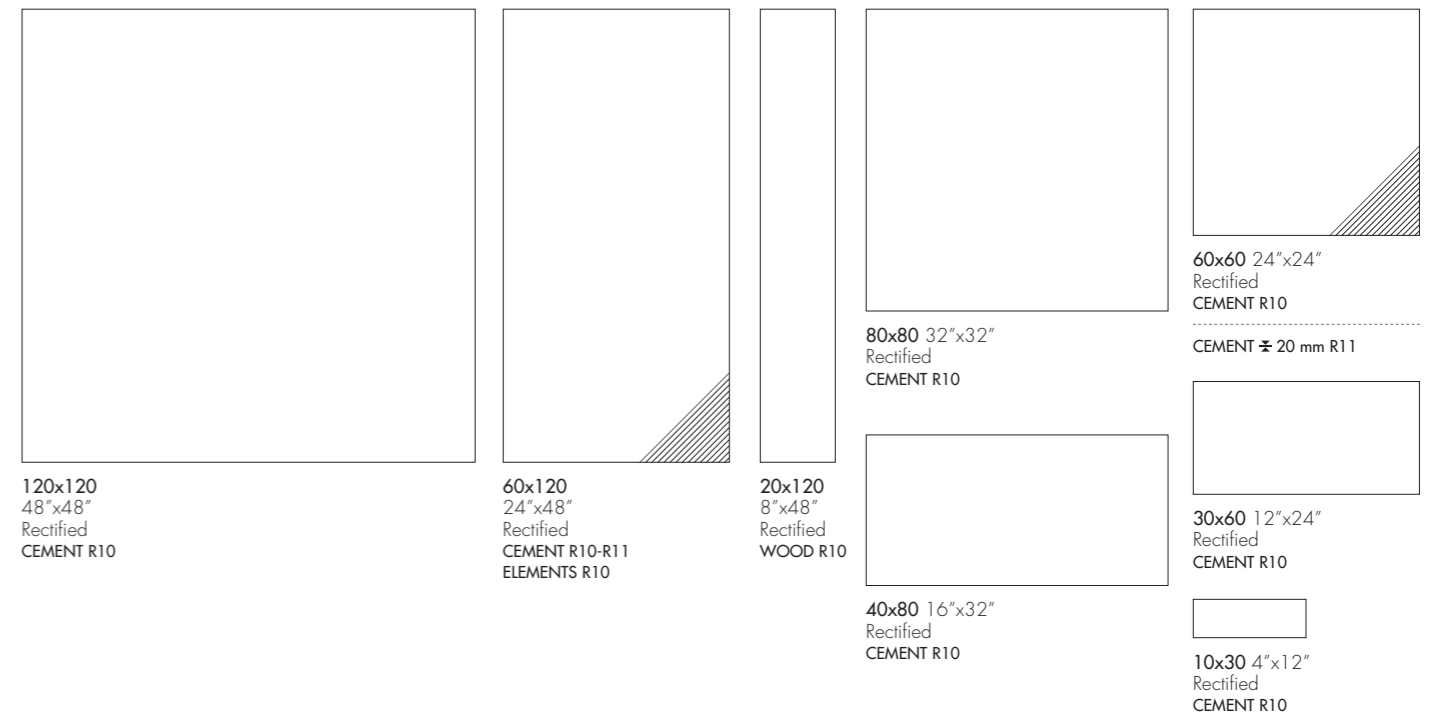
## PAVIMENTO E RIVESTIMENTO FLOOR AND WALL TILE



## GRES PORCELLANATO SMALTATO GLAZED PORCELAIN TILE



## FORMATI SIZES



# ABSOLUTE

✓ Elements Earth 60x120 . Corten 60x120 . Cement White 60x120 . Wood Taupe 20x120





# ABSOLUTE

< Elements Petrol 60x120 . Wood Ivory 20x120



^ Cement Smoke 40x80 . Smoke 80x80 . Cement Smoke 5x5 Mosaico

# ABSOLUTE

Cement Ivory 60x120 R11 >



^ Cement Grey SP. 20mm 60x60 R11





WHITE



IVORY



TAUPE



ICE



GREY



SMOKE

# ABSOLUTE

PAVIMENTO E RIVESTIMENTO FLOOR AND WALL TILE



EARTH




CORTEN




PETROL

## CEMENT COLORI COLORS



## CEMENT FORMATI SIZES


120x120 48"x48"



Rectified R10  
± 8,5 mm  
2x **170**

8001859 White  
8001861 Ivory  
8001860 Ice  
8001862 Grey

60x120 24"x48"



Rectified R10  
± 9,5 mm  
2x **149**


8000143 White  
8000139 Ivory  
8000142 Taupe  
8000137 Ice  
8000135 Grey  
8000141 Smoke

Rectified R11  
± 9,5 mm  
2x **149**

8002535 White  
8002538 Ivory  
8002536 Ice  
8002537 Grey

OUT

80x80 32"x32"



Rectified R10  
± 9 mm  
2x **149**

8000162 White  
8000159 Ivory  
8000161 Taupe  
8000158 Ice  
8000157 Grey  
8000160 Smoke

40x80 16"x32"



Rectified R10  
± 9 mm  
3x **149** \*

8000134 White  
8000131 Ivory  
8000133 Taupe  
8000130 Ice  
8000129 Grey  
8000132 Smoke

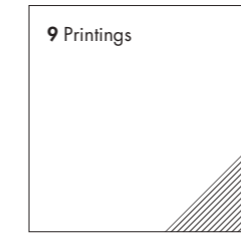
\* Vendita su ordinazione.  
Available upon request.

## GRES PORCELLANATO SMALTATO GLAZED PORCELAIN TILE



## CEMENT FORMATI SIZES

60x60 24"x24"



Rectified R10  
± 9 mm  
3x **130**

8000150  
8000147  
8000149  
8000146  
8000145  
8000148

White  
Ivory  
Taupe  
Ice  
Grey  
Smoke

Rectified R11  
± 20 mm \*  
2x **163**

8005280  
8005346

OUT  
Ivory  
Grey

\* Raccomandazioni di posa a pag. 372  
Laying recommendations at pag.372

30x60 12"x24"



Rectified R10  
± 9 mm  
6x **130**

8000128  
8000125  
8000127  
8000124  
8000123  
8000126

White  
Ivory  
Taupe  
Ice  
Grey  
Smoke

10x30 4"x12"



Rectified R10  
± 9 mm  
32x **151** \*

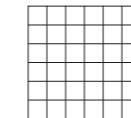
8000121  
8000118  
8000120  
8000117  
8000116  
8000119

White  
Ivory  
Taupe  
Ice  
Grey  
Smoke

\* Vendita su ordinazione.  
Available upon request.

## CEMENT DECORI DECORS

30x30 12"x12"



Mosaico 5x5 su rete  
11x **20** \*

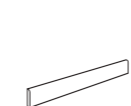
8000175  
8000172  
8000174  
8000171  
8000170  
8000173

White  
Ivory  
Taupe  
Ice  
Grey  
Smoke

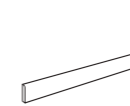
\* Vendita tassativa a scatole complete.  
Disponibile su ordinazione con un minimo di 3 settimane. Sold by full boxes only. Available on demand with, at least, a 3 weeks waiting.

## CEMENT PEZZI SPECIALI SPECIAL TRIMS

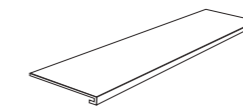
Disponibili in tutti i colori Available in all colors



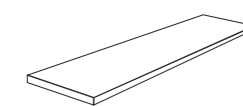
Battiscopa Digitale  
Skirting  
6x60 2.4"x24"  
15x **30**



Battiscopa Digitale  
Skirting  
6x80 2.4"x32"  
8x **48**



Gradino Lineare Costa Retta  
Step  
33x120x3 13"x48"x1.2"  
2x **189** \*



Angolare Costa Retta  
Corner Step  
33x120x3 13"x48"x1.2"  
2x **190** \*

Angolare DX **190** \*  
Angolare SX **190** \*  
Angolare DX/SX **204** \*



Guarda la tabella completa  
dei pezzi speciali a pagina 368  
View the complete special  
trims tabel at page 368

\* Vendita su ordinazione.  
Available upon request.




Guarda la gamma Absolute 30x90 rivestimento a pagina 338  
View the wall tile Absolute 30x90 range at page 338

ABSOLUTE	pcs/box	mq/box	kg/box	box/pallet	mq/pallet	kg/pallet
120x120 48"x48" CEMENT Rectified R10	2	2,88	67,00	24	69,12	1320,00
60x120 24"x48" CEMENT Rectified R10/R11	2	1,44	29,60	36	51,84	1080,00
80x80 32"x32" CEMENT Rectified R10	2	1,28	24,96	40	51,20	998,40
40x80 16"x32" CEMENT Rectified R10	3	0,96	18,66	28	26,88	522,48
60x60 24"x24" CEMENT Rectified SP. 20mm R11	2	0,72	31,30	32	23,04	1011,00
60x60 24"x24" CEMENT Rectified R10	3	1,08	21,30	40	43,20	852,00
30x60 12"x24" CEMENT Rectified R10	6	1,08	21,00	48	51,84	1008,00
10x30 4"x12" CEMENT Rectified R10	32	0,96	19,30	36	34,56	694,80

# ABSOLUTE



## WOOD COLORI COLORS



## WOOD FORMATI SIZES

20x120 8"x48"

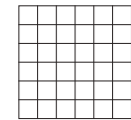


Rectified R10  
± 9,5 mm  
5x15  
**148**

8002070	White
8002067	Ivory
8002069	Taupe
8002066	Ice
8002065	Grey
8002068	Smoke

## WOOD DECORI DECORS

30x30 12"x12"



Mosaico 5x5 su rete  
11x11  
**20** \*

8002300	White
8000211	Ivory
8000213	Taupe
8000210	Ice
8000209	Grey
8000212	Smoke

\* Vendita tassativa a scatole complete. Disponibile su ordinazione con un minimo di 3 settimane. Sold by full boxes only. Available on demand with, at least, a 3 weeks waiting.

## WOOD PEZZI SPECIALI SPECIAL TRIMS

Disponibili in tutti i colori Available in all colors



**Battiscopa Digitale**  
Skirting  
6x60 2.4"x24"  
15x15  
**30**

**Gradino Lineare Costa Retta**  
Step  
20x120x3 8"x48"x1.2"  
2x15  
**189** \*

**Angolare Costa Retta**  
Corner Step  
33x120x3 13"x48"x1.2"  
2x15  
Angolare DX **190** \*  
Angolare SX **190** \*  
Angolare DX/SX **204** \*



Guarda la tabella completa dei pezzi speciali a pagina 368  
View the complete special trims tabel at page 368

\* Vendita su ordinazione. Available upon request.

Guarda la gamma Absolute 30x90 rivestimento a pagina 338  
View the wall tile Absolute 30x90 range at page 338

ABSOLUTE	pcs/box	mq/box	kg/box	box/pallet	mq/pallet	kg/pallet
20x120 8"x48" WOOD Rectified R10	5	1,20	24,41	48	57,60	1187,00

# GRES PORCELLANATO SMALTATO GLAZED PORCELAIN TILE

## ELEMENTS COLORI COLORS



## ELEMENTS FORMATI SIZES

60x120 24"x48"

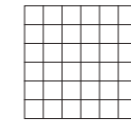


Rectified R10  
± 9,5 mm  
2x15  
**149**

8000181	Earth
8000180	Corten
8000182	Petrol

## ELEMENTS DECORI DECORS

30x30 12"x12"



Mosaico 5x5 su rete  
11x11  
**20** \*

8000189	Earth
8000188	Corten
8000190	Petrol

\* Vendita tassativa a scatole complete. Disponibile su ordinazione con un minimo di 3 settimane. Sold by full boxes only. Available on demand with, at least, a 3 weeks waiting.

## ELEMENTS PEZZI SPECIALI SPECIAL TRIMS

Disponibili in tutti i colori Available in all colors



**Battiscopa Digitale**  
Skirting  
6x60 2.4"x24"  
15x15  
**30**

**Gradino Lineare Costa Retta**  
Step  
33x120x3 13"x48"x1.2"  
2x15  
**189** \*

**Angolare Costa Retta**  
Corner Step  
33x120x3 13"x48"x1.2"  
2x15  
Angolare DX **190** \*  
Angolare SX **190** \*  
Angolare DX/SX **204** \*



Guarda la tabella completa dei pezzi speciali a pagina 368  
View the complete special trims tabel at page 368

\* Vendita su ordinazione. Available upon request.

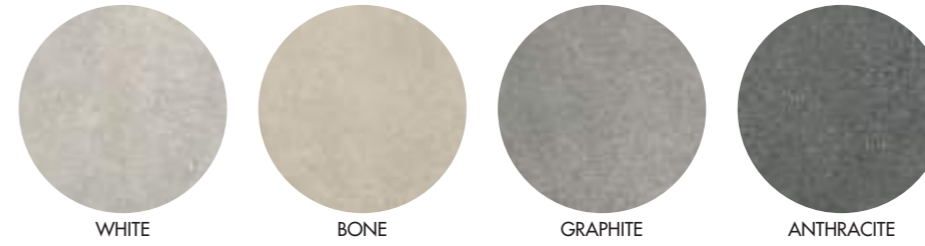
Guarda la gamma Absolute 30x90 rivestimento a pagina 338  
View the wall tile Absolute 30x90 range at page 338

ABSOLUTE	pcs/box	mq/box	kg/box	box/pallet	mq/pallet	kg/pallet
60x120 24"x48" ELEMENTS Rectified R10	2	1,44	29,60	36	51,84	1080,00

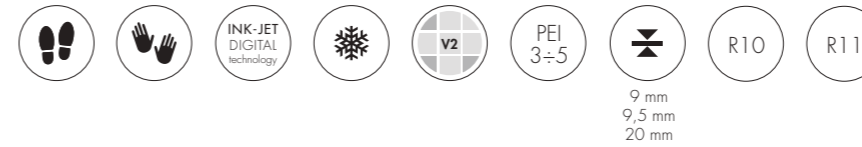


# THEATRO

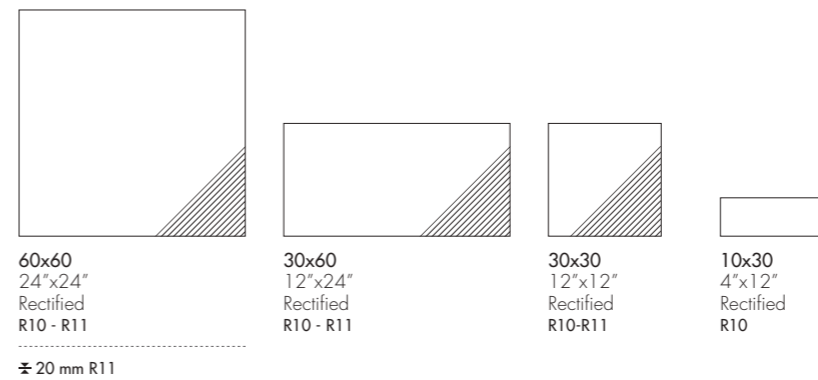
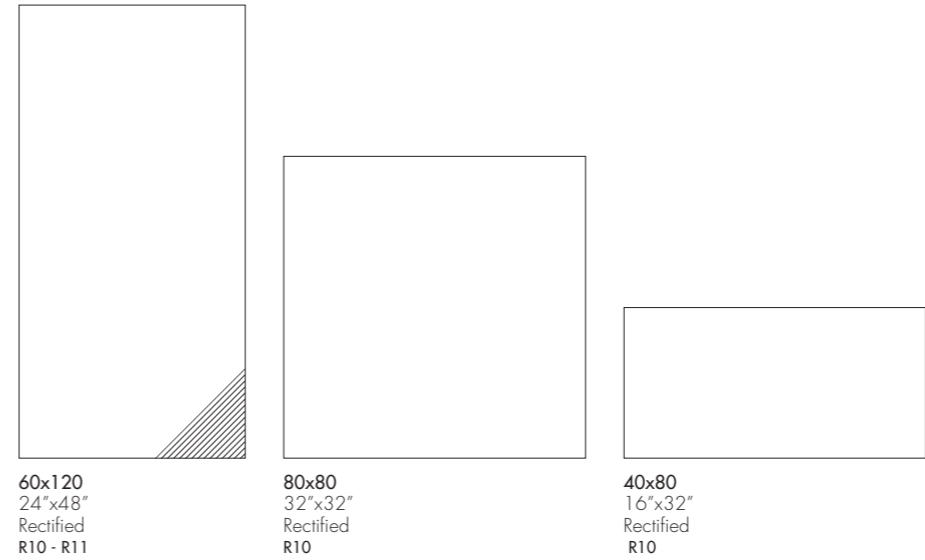
PAVIMENTO E RIVESTIMENTO FLOOR AND WALL TILE



GRES PORCELLANATO SMALTATO GLAZED PORCELAIN TILE



FORMATI SIZES



# THEATRO

~ Theatro White 60x120 . Decoro Royal White 60x120





# THEATRO

< Theatro White 60x120 . Bone 60x120 . Decoro Royal Bone 60x120



^ Theatro Bone 60x120 R11

# THEATRO

↳ Theatro Graphite SP. 20mm 60x60 R11 . Decoro Royal Graphite 60x120





# THEATRO

PAVIMENTO E RIVESTIMENTO FLOOR AND WALL TILE


WHITE

BONE

GRAPHITE

ANTHRACITE

## COLORI COLORS



## FORMATI SIZES

60x120 24"x48"



Rectified R10  
± 9,5 mm  
2x **149**

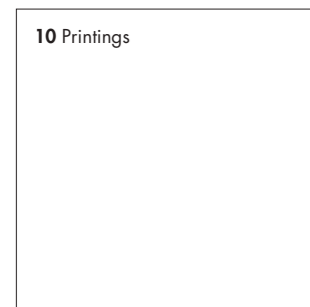
8001315 White  
8001314 Bone  
8001313 Graphite  
8001312 Anthracite

Rectified R11  
± 9,5 mm  
2x **149**

White  
Bone  
Graphite



80x80 32"x32"



Rectified R10  
± 9 mm  
2x **149**

8001321 White  
8001320 Bone  
8001319 Graphite  
8001318 Anthracite

40x80 16"x32"




Rectified R10  
± 9 mm  
3x **149** \*

8001655 White  
8001656 Bone  
8001657 Graphite  
8001658 Anthracite

\* Vendita su ordinazione.  
Available upon request.

60x60 24"x24"



Rectified R10  
± 9 mm  
3x **130**

8001325 White  
8001324 Bone  
8001323 Graphite  
8001322 Anthracite

Rectified R11  
± 9 mm  
3x **130**

8001343 White  
8001342 Bone  
8001341 Graphite



Rectified R11  
± 20 mm \*  
2x **163**

8001349 White  
8001348 Bone  
8001347 Graphite



\* Raccomandazioni di posa a pag. 372  
Laying recommendations at pag.372

30x60 12"x24"



Rectified R10  
± 9 mm  
6x **130**

8001329 White  
8001328 Bone  
8001327 Graphite  
8001326 Anthracite

Rectified R11  
± 9 mm  
6x **130**

8001346 White  
8001345 Bone  
8001344 Graphite

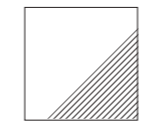


## GRES PORCELLANATO SMALTATO GLAZED PORCELAIN TILE



## FORMATI SIZES

30x30 12"x12"



Rectified R10  
± 9 mm  
12x **147** \*

8001712 White  
8001713 Bone  
8001714 Graphite  
8001715 Anthracite

Rectified R11  
± 9 mm  
12x **147** \*

8001729 White  
8001730 Bone  
8001731 Graphite



10x30 4"x12"



White  
Bone  
Graphite


\* Vendita su ordinazione.  
Available upon request.

Rectified R10  
± 9 mm  
32x **151** \*

8001353 White  
8001352 Bone  
8001351 Graphite  
8001350 Anthracite

## DECORI DECORS

60x120 24"x48"




Decoro Royal Rectified R10  
± 9,5 mm  
2x **154**

8001316 White  
8001317 Bone  
8001338 Graphite  
8001337 Anthracite



30x30 12"x12"



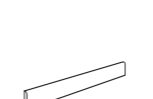
Mosaico 5x5 su rete  
11x **20** \*

8001487 White  
8001486 Bone  
8001485 Graphite  
8001484 Anthracite

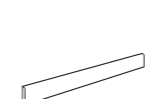
\* Vendita tassativa a scatole complete.  
Disponibile su ordinazione con un minimo di 3 settimane. Sold by full boxes only. Available on demand with, at least, a 3 weeks waiting.

## PEZZI SPECIALI SPECIAL TRIMS

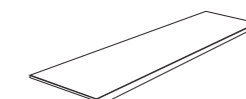
Disponibili in tutti i colori Available in all colors



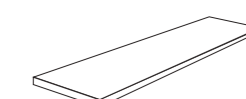
Battiscopa Digitale  
Skirting  
6x60 2.4"x24"  
15x **30**



Battiscopa Digitale  
Skirting  
6x80 2.4"x32"  
8x **48** \*



Gradino Lineare Costa Retta  
Step  
33x120x3 13"x48"x1.2"  
2x **189** \*



Angolare Costa Retta  
Corner Step  
33x120x3 13"x48"x1.2"  
2x **190** \*



Guarda la tabella completa  
dei pezzi speciali a pagina 370  
View the complete special  
trims tabel at page 370

Angolare DX **190** \*  
Angolare SX **190** \*  
Angolare DX/SX **204** \*

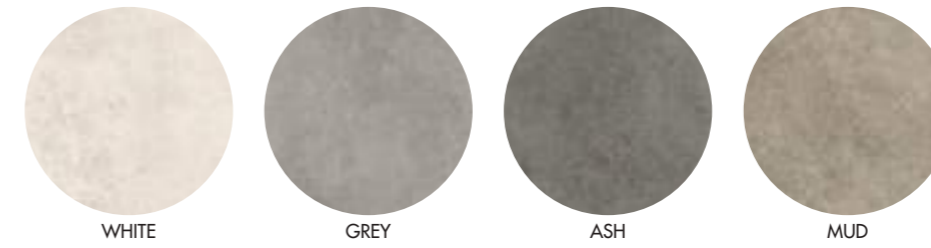
\* Vendita su ordinazione.  
Available upon request.

THEATRO	pcs/box	mq/box	kg/box	box/pallet	mq/pallet	kg/pallet
60x120 24"x48" Rectified R10/R11	2	1,44	29,60	36	51,84	1080,00
80x80 32"x32" Rectified R10	2	1,28	24,96	40	51,20	998,40
40x80 16"x32" Rectified R10	3	0,96	18,66	28	26,88	522,48
60x60 24"x24" Rectified SP. 20mm R11	2	0,72	31,30	32	23,04	1011,00
60x60 24"x24" Rectified R10/R11	3	1,08	21,30	40	43,20	852,00
30x60 12"x24" Rectified R10/R11	6	1,08	21,00	48	51,84	1008,00
30x30 12"x12" Rectified R10/ R11	12	1,08	21,00	48	51,84	1008,00
10x30 4"x12" Rectified R10	32	0,96	19,30	36	34,56	694,80

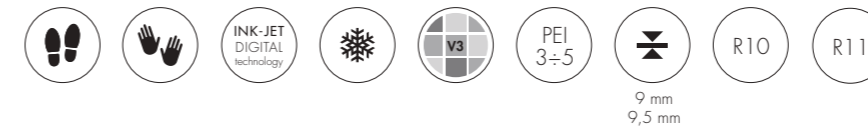


# BOSTON

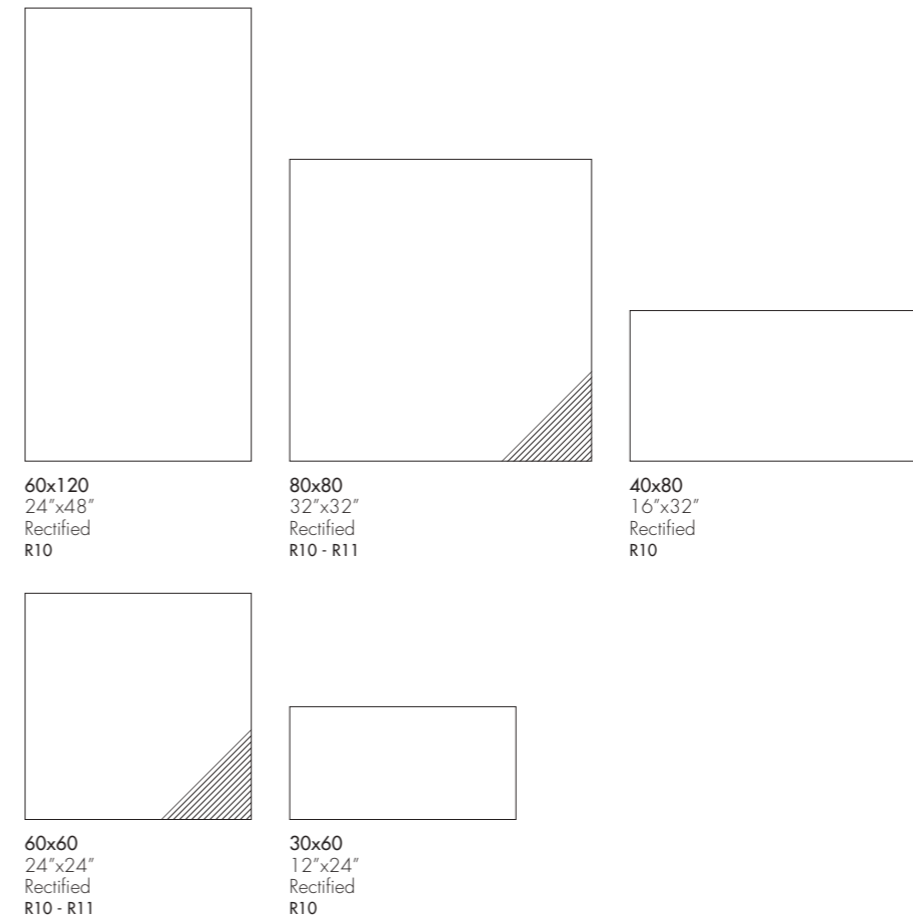
PAVIMENTO E RIVESTIMENTO FLOOR AND WALL TILE



GRES PORCELLANATO SMALTATO GLAZED PORCELAIN TILE



FORMATI SIZES



# BOSTON

◀ Boston Ash 60x120 . White 60x120



^ Boston Mud 60x120



# BOSTON

PAVIMENTO E RIVESTIMENTO FLOOR AND WALL TILE


WHITE

GREY

ASH

MUD

## COLORI COLORS



## FORMATI SIZES


60x120 24"x48"



Rectified R10  
± 9,5 mm  
2x **149**

8000269 White  
8000267 Grey  
8000266 Ash  
8000268 Mud

80x80 32"x32"



Rectified R10  
± 9 mm  
2x **149**

8000306 White  
8000302 Grey  
8000297 Ash  
8000304 Mud

Rectified R11  
± 9 mm  
2x **149**

8000307 White  
8000303 Grey  
8000305 Mud

OUT

40x80 16"x32"




Rectified R10  
± 9 mm  
3x **149** \*

8000287 White  
8000285 Grey  
8000284 Ash  
8000286 Mud

\* Vendita su ordinazione.  
Available upon request.

60x60 24"x24"



Rectified R10  
± 9 mm  
3x **130**

8000292 White  
8000289 Grey  
8000288 Ash  
8000291 Mud

Rectified R11  
± 9 mm  
3x **130**

8001390 White  
8000290 Grey  
8001389 Mud

OUT

30x60 12"x24"



Rectified R10  
± 9 mm  
6x **130**

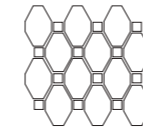
8000278 White  
8000276 Grey  
8000275 Ash  
8000277 Mud

## GRES PORCELLANATO SMALTATO GLAZED PORCELAIN TILE



## DECORI DECORS

30x34 12"x13.4"

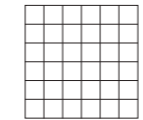


Mosaico Ottagona su rete  
6x **76** \*

8000327 White  
8000325 Grey  
8000324 Ash  
8000326 Mud

\* Vendita tassativa a scatole complete.  
Disponibile su ordinazione con un minimo di 3 settimane. Sold by full boxes only. Available on demand with, at least, a 3 weeks waiting.

30x30 12"x12"



Mosaico 5x5 su rete  
11x **20** \*

8000331 White  
8000329 Grey  
8000328 Ash  
8000330 Mud

\* Vendita tassativa a scatole complete.  
Disponibile su ordinazione con un minimo di 3 settimane. Sold by full boxes only. Available on demand with, at least, a 3 weeks waiting.

## PEZZI SPECIALI SPECIAL TRIMS

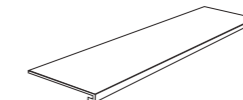
Disponibili in tutti i colori Available in all colors



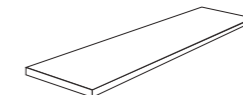
Battiscopa Digitale  
Skirting  
6x60 2.4"x24"  
15x **30**



Battiscopa Digitale  
Skirting  
6x80 2.4"x32"  
8x **48**



Gradino Lineare Costa Retta  
Step  
33x120x3 13"x48"x1.2"  
2x **189** \*



Angolare Costa Retta  
Corner Step  
33x120x3 13"x48"x1.2"  
2x **190** \*

Angolare DX **190** \*  
Angolare SX **190** \*  
Angolare DX/SX **204** \*



Guarda la tabella completa  
dei pezzi speciali a pagina 368  
View the complete special  
trims tabel at page 368

\* Vendita su ordinazione.  
Available upon request.



Guarda la gamma Boston 30x90 rivestimento a pagina 348.  
View the wall tile Boston 30x90 range at page 348.

BOSTON	pcs/box	mq/box	kg/box	box/pallet	mq/pallet	kg/pallet
60x120 24"x48" Rectified R10	2	1,44	29,60	36	51,84	1080,00
80x80 32"x32" Rectified R10/R11	2	1,28	24,96	40	51,20	998,40
40x80 16"x32" Rectified R10	3	0,96	18,66	28	26,88	522,48
60x60 24"x24" Rectified R10/R11	3	1,08	21,30	40	43,20	852,00
30x60 12"x24" Rectified R10	6	1,08	21,00	48	51,84	1008,00




# WALES


PAVIMENTO E RIVESTIMENTO FLOOR AND WALL TILE




WHITE



BEIGE



GREY




ANTRACITE

GRES PORCELLANATO SMALTATO GLAZED PORCELAIN TILE




9 mm  
9,5 mm  
20 mm

FORMATI SIZES



60x120  
24"x48"  
Rectified  
R10 - R11



60x60  
24"x24"  
Rectified  
R10 - R11



30x60  
12"x24"  
Rectified  
R10 - R11



30x30  
12"x12"  
Rectified  
R10 - R11



10x30  
4"x12"  
Rectified  
R10

± 20 mm R11

# WALES

✓ Wales White 60x120 . Antracite 60x120





# WALES

< Wales Grey SP. 20mm 60x120 R11 . Mosaico Grey 5x5



^ Wales Grey 60x60 . Antracite 60x120

# WALES

✓ Wales Beige 60x120 . Mosaico Beige 5x5 . Beige 60x120 R11






# WALES

PAVIMENTO E RIVESTIMENTO FLOOR AND WALL TILE



## COLORI COLORS



## FORMATI SIZES

Formato / Size	Rectified R10 ± 9,5 mm	Colori	Rectified R11 ± 9,5 mm	Colori	Rectified R11 ± 20 mm *	Colori
60x120 24"x48" 12 Printings	2x <b>149</b>	White Beige Grey Antracite	2x <b>149</b>	White Beige Grey	1x <b>174</b>	Beige Grey
60x60 24"x24" 24 Printings	3x <b>130</b>	White Beige Grey Antracite	3x <b>130</b>	White Beige Grey		
30x60 12"x24"	6x <b>130</b>	White Beige Grey Antracite	6x <b>130</b>	White Beige Grey		
30x30 12"x12"	12x <b>147</b> *	White Beige Grey Antracite	12x <b>147</b> *	White Beige Grey		* Vendita su ordinazione. Available upon request.
10x30 4"x12"	32x <b>151</b> *	White Beige Grey Antracite				* Vendita su ordinazione. Available upon request.

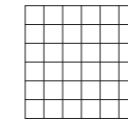
\* Raccomandazioni di posa a pag. 372  
Laying recommendations at pag. 372

## GRES PORCELLANATO SMALTATO GLAZED PORCELAIN TILE



## DECORI DECORS

30x30 12"x12"



Mosaico 5x5 su rete

11x **20** \*

8001462 White  
8001461 Beige  
8001460 Grey  
8001459 Antracite

\* Vendita tassativa a scatole complete.  
Disponibile su ordinazione con un minimo di 3 settimane. Sold by full boxes only. Available on demand with, at least, a 3 weeks waiting.

## PEZZI SPECIALI SPECIAL TRIMS

Disponibili in tutti i colori Available in all colors



**Battiscopa Digitale**  
Skirting  
6x60 2.4"x24"  
15x **30**

**Gradino Lineare Costa Retta**  
Step  
33x120x3 13"x48"x1.2"  
2x **189** \*

**Angolare Costa Retta**  
Corner Step  
33x120x3 13"x48"x1.2"  
2x **190** \*

**Angolare DX** **190** \*  
**Angolare SX** **190** \*  
**Angolare DX/SX** **204** \*



Guarda la tabella completa dei pezzi speciali a pagina 370  
View the complete special trims tabel at page 370


\* Vendita su ordinazione.  
Available upon request.

WALES	pcs/box	mq/box	kg/box	box/pallet	mq/pallet	kg/pallet
60x120 24"x48" Rectified SP. 20mm R11	1	0,72	32,00	30	21,60	960,00
60x120 24"x48" Rectified R10/R11	2	1,44	29,60	36	51,84	1080,00
60x60 24"x24" Rectified R10/R11	3	1,08	21,30	40	43,20	852,00
30x60 12"x24" Rectified R10/R11	6	1,08	21,00	48	51,84	1008,00
30x30 12"x12" Rectified R10/R11	12	1,08	21,00	48	51,84	1008,00
10x30 4"x12" Rectified R10	32	0,96	19,30	36	34,56	694,80



# TIME


PAVIMENTO E RIVESTIMENTO FLOOR AND WALL TILE



GRES PORCELLANATO SMALTATO GLAZED PORCELAIN TILE



FORMATI SIZES



# TIME

Time Land 60x120 . Land 60x120 R11



# TIME

< Time Fog 80x80 . Fog 40x80 . Muretto Mix Colori 30x30



^ Time Fog 80x80 . Cloud 60x120





# TIME

PAVIMENTO E RIVESTIMENTO FLOOR AND WALL TILE




## COLORI COLORS



## FORMATI SIZES

60x120 24"x48"



Rectified R10  
± 9,5 mm  
2x **149**

8000991  
8000994  
8000993  
8000998  
8000996

Cloud  
Fog  
Dark  
Sand  
Land

Rectified R11  
± 9,5 mm  
2x **149**

8000992  
8000995  
8000999  
8000997

Cloud  
Fog  
Sand  
Land

OUT

80x80 32"x32"



Rectified R10  
± 9 mm  
2x **149**

8001014  
8001016  
8001015  
8001018  
8001017

Cloud  
Fog  
Dark  
Sand  
Land

40x80 16"x32"




Rectified R10  
± 9 mm  
3x **149** \*

8000986  
8000988  
8000987  
8000990  
8000989

Cloud  
Fog  
Dark  
Sand  
Land

\* Vendita su ordinazione.  
Available upon request.

60x60 24"x24"



Rectified R10  
± 9 mm  
3x **130**

8001000  
8001003  
8001002  
8001007  
8001005

Cloud  
Fog  
Dark  
Sand  
Land

Rectified R11  
± 9 mm  
3x **130**

8001001  
8001004  
8001008  
8001006

Cloud  
Fog  
Sand  
Land

OUT

30x60 12"x24"



Rectified R10  
± 9 mm  
6x **130**

8000977  
8000980  
8000979  
8000984  
8000982

Cloud  
Fog  
Dark  
Sand  
Land

Rectified R11  
± 9 mm  
6x **130**

8000978  
8000981  
8000985  
8000983

Cloud  
Fog  
Sand  
Land

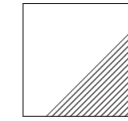
OUT

## GRES PORCELLANATO SMALTATO GLAZED PORCELAIN TILE



## FORMATI SIZES

30x30 12"x12"



Rectified R10  
± 9 mm  
12x **147** \*

8000968  
8000971  
8000970  
8000975  
8000973

Cloud  
Fog  
Dark  
Sand  
Land

Rectified R11  
± 9 mm  
12x **147** \*

8000969  
8000972  
8000976  
8000974

Cloud  
Fog  
Sand  
Land

OUT

\* Vendita su ordinazione.  
Available upon request.

10x30 4"x12"




Rectified R10  
± 9 mm  
32x **151** \*

8000963  
8000965  
8000964  
8000967  
8000966

Cloud  
Fog  
Dark  
Sand  
Land

## DECORI DECORS

30x30 12"x12"



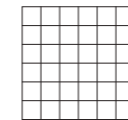
Muretto 5x5 su rete  
11x **64** \*

8001036  
8001038  
8001037  
8001040  
8001039  
8001029

Cloud  
Fog  
Dark  
Sand  
Land  
Mix Colori

\* Vendita tassativa a scatole complete.  
Disponibile su ordinazione con un  
minimo di 3 settimane. Sold by full  
boxes only. Available on demand  
with, at least, a 3 weeks waiting.

30x30 12"x12"



Mosaico 5x5 su rete  
11x **20** \*

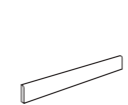
8001031  
8001033  
8001032  
8001035  
8001034

Cloud  
Fog  
Dark  
Sand  
Land

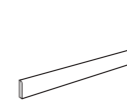
\* Vendita tassativa a scatole complete.  
Disponibile su ordinazione con un  
minimo di 3 settimane. Sold by full  
boxes only. Available on demand  
with, at least, a 3 weeks waiting.

## PEZZI SPECIALI SPECIAL TRIMS

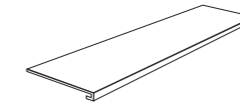
Disponibili in tutti i colori Available in all colors



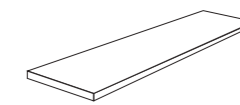
Battiscopa Digitale  
Skirting  
6x60 2.4"x24"  
15x **30**



Battiscopa Digitale  
Skirting  
6x80 2.4"x32"  
8x **48**



Gradino Lineare Costa Retta  
Step  
33x120x3 13"x48"x1.2"  
2x **189** \*



Angolare Costa Retta  
Corner Step  
33x120x3 13"x48"x1.2"  
2x

Angolare DX **190** \*  
Angolare SX **190** \*  
Angolare DX/SX **204** \*



Guarda la tabella completa  
dei pezzi speciali a pagina 370  
View the complete special  
trims tabel at page 370


\* Vendita su ordinazione.  
Available upon request.

TIME	pcs/box	mq/box	kg/box	box/pallet	mq/pallet	kg/pallet
60x120 24"x48" Rectified R10/R11	2	1,44	29,60	36	51,84	1080,00
80x80 32"x32" Rectified R10	2	1,28	24,96	40	51,20	998,40
40x80 16"x32" Rectified R10	3	0,96	18,66	28	26,88	522,48
60x60 24"x24" Rectified R10/R11	3	1,08	21,30	40	43,20	852,00
30x60 12"x24" Rectified R10/R11	6	1,08	21,00	48	51,84	1008,00
30x30 12"x12" Rectified R10/R11	12	1,08	21,00	48	51,84	1008,00
10x30 4"x12" Rectified R10	32	0,96	19,30	36	34,56	694,80




# SHELLSTONE


PAVIMENTO E RIVESTIMENTO FLOOR AND WALL TILE




SHELLWHITE



SHELLGREY



SHELLDARK




SHELLAMBER

GRES PORCELLANATO SMALTATO GLAZED PORCELAIN TILE



9 mm  
9,5 mm

FORMATI SIZES



60x120  
24"x48"  
Rectified  
R10 - R11



60x60  
24"x24"  
Rectified  
R10 - R11



30x60  
12"x24"  
Rectified  
R10 - R11



30x30  
12"x12"  
Rectified  
R10



10x30  
4"x12"  
Rectified  
R10

# SHELLSTONE

~ ShellWhite 60x120





# SHELLSTONE

◀ ShellAmber 60x120 . ShellGrey Mosaico 5x5



~ ShellAmber 60x60

# SHELLSTONE

~ ShellDark 60x60





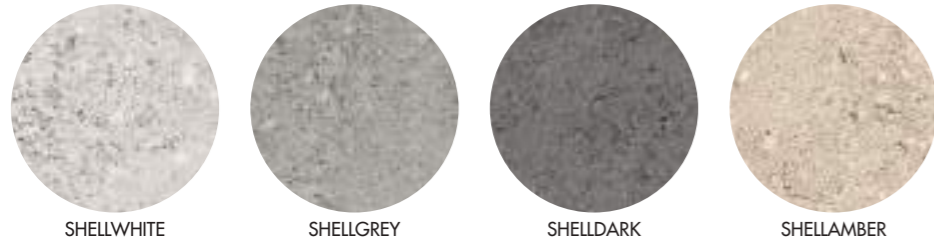
# SHELLSTONE

PAVIMENTO E RIVESTIMENTO FLOOR AND WALL TILE



# SHELLSTONE

## COLORI COLORS



## FORMATI SIZES

60x120 24"x48"



Rectified R10  
± 9,5 mm  
2x **149**


8000899 ShellWhite  
8000897 ShellGrey  
8000894 ShellAmber  
8000896 ShellDark

Rectified R11  
± 9,5 mm  
2x **149**

8000900 ShellWhite  
8000898 ShellGrey  
8000895 ShellAmber

OUT

60x60 24"x24"



Rectified R10  
± 9 mm  
3x **130**

8000904 ShellWhite  
8000903 ShellGrey  
8000901 ShellAmber  
8000902 ShellDark

Rectified R11  
± 9 mm  
3x **130**

8001420 ShellWhite  
8001419 ShellGrey  
8001418 ShellAmber

OUT

30x60 12"x24"



Rectified R10  
± 9 mm  
6x **130**

8000892 ShellWhite  
8000890 ShellGrey  
8000887 ShellAmber  
8000889 ShellDark

Rectified R11  
± 9 mm  
6x **130**

8000893 ShellWhite  
8000891 ShellGrey  
8000888 ShellAmber

OUT

30x30 12"x12"



Rectified R10  
± 9 mm  
12x **147** \*

8000886 ShellWhite  
8000885 ShellGrey  
8000883 ShellAmber  
8000884 ShellDark

\* Vendita su ordinazione.  
Available upon request.

10x30 4"x12"



Rectified R10  
± 9 mm  
32x **151** \*

8000878 ShellWhite  
8000877 ShellGrey  
8000875 ShellAmber  
8000876 ShellDark

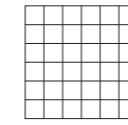
\* Vendita su ordinazione.  
Available upon request.

## GRES PORCELLANATO SMALTATO GLAZED PORCELAIN TILE



## DECORI DECORS

30x30 12"x12"



Mosaico 5x5 su rete  
11x **20** \*

8000912 ShellWhite  
8000911 ShellGrey  
8000909 ShellAmber  
8000910 ShellDark

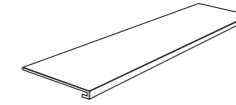
\* Vendita tassativa a scatole complete.  
Disponibile su ordinazione con un minimo di 3 settimane. Sold by full boxes only. Available on demand with, at least, a 3 weeks waiting.

## PEZZI SPECIALI SPECIAL TRIMS

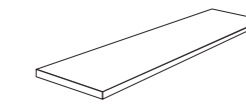
Disponibili in tutti i colori Available in all colors



Battiscopa Digitale  
Skirting  
6x60 2.4"x24"  
15x **30**



Gradino Lineare Costa Retta  
Step  
33x120x3 13"x48"x1.2"  
2x **189** \*



Angolare Costa Retta  
Corner Step  
33x120x3 13"x48"x1.2"  
2x **190** \*  
Angolare DX **190** \*  
Angolare SX **190** \*  
Angolare DX/SX **204** \*



Guarda la tabella completa dei pezzi speciali a pagina 370  
View the complete special trims tabel at page 370


\* Vendita su ordinazione.  
Available upon request.

SHELLSTONE	pcs/box	mq/box	kg/box	box/pallet	mq/pallet	kg/pallet
60x120 24"x48" Rectified R10/R11	2	1,44	29,60	36	51,84	1080,00
60x60 24"x24" Rectified R10/R11	3	1,08	21,30	40	43,20	852,00
30x60 12"x24" Rectified R10/R11	6	1,08	21,00	48	51,84	1008,00
30x30 12"x12" Rectified R10	12	1,08	21,00	48	51,84	1008,00
10x30 4"x12" Rectified R10	32	0,96	19,30	36	34,56	694,80

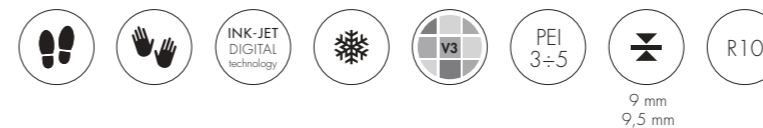


# STAR


PAVIMENTO E RIVESTIMENTO FLOOR AND WALL TILE



GRES PORCELLANATO SMALTATO GLAZED PORCELAIN TILE




FORMATI SIZES





# STAR

◀ Star Greige 30x60 . Greige 60x60



~ Star White 30x60



# STAR

PAVIMENTO E RIVESTIMENTO FLOOR AND WALL TILE



WHITE



GREIGE




GREY



BLACK

## COLORI COLORS



## FORMATI SIZES

60x120 24"x48"



Rectified R10  
± 9,5 mm  
2x **149**

8000923 White  
8000921 Greige  
8000922 Grey  
8000920 Black

60x60 24"x24"



Rectified R10  
± 9 mm  
3x **130**

8001476 White  
8001474 Greige  
8001475 Grey  
8001473 Black

30x60 12"x24"



Rectified R10  
± 9 mm  
6x **130**

8001465 White  
8001463 Greige  
8001464 Grey  
8000926 Black

10x30 4"x12"



Rectified R10  
± 9 mm  
32x **151** \*

8000919 White  
8000917 Greige  
8000918 Grey  
8001472 Black

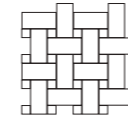
\* Vendita su ordinazione.  
Available upon request.

## GRES PORCELLANATO SMALTATO GLAZED PORCELAIN TILE



## DECORI DECORS

27,6x27,6 11"x11"



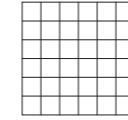
Mosaico Basket su rete  
10x

**64** \*\*

8001505 White tozz.  
8000936 Greige  
8000937 Grey  
8000935 Black

\* Vendita su ordinazione.  
Available upon request.  
\* Vendita tassativa a scatole complete.  
Sale in full boxes only.

30x30 12"x12"



Mosaico 5x5 su rete  
11x

**20** \*\*

8000942 White  
8000940 Greige  
8000941 Grey  
8000939 Black

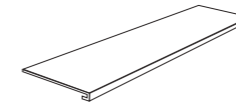
\* Vendita su ordinazione.  
Available upon request.  
\* Vendita tassativa a scatole complete.  
Disponibile su ordinazione con un  
minimo di 3 settimane. Sold by full  
boxes only. Available on demand  
with, at least, a 3 weeks waiting.

## PEZZI SPECIALI SPECIAL TRIMS

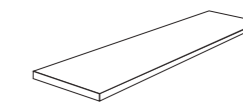
Disponibili in tutti i colori Available in all colors



Battiscopa Digitale  
Skirting  
6x60 2.4"x24"  
1.5x **30**



Gradino Lineare Costa Retta  
Step  
33x120x3 13"x48"x1.2"  
2x **189** \*



Angolare Costa Retta  
Corner Step  
33x120x3 13"x48"x1.2"  
2x

Angolare DX **190** \*  
Angolare SX **190** \*  
Angolare DX/SX **204** \*



Guarda la tabella completa  
dei pezzi speciali a pagina 370  
View the complete special  
trims tabel at page 370


\* Vendita su ordinazione.  
Available upon request.

STAR	pcs/box	mq/box	kg/box	box/pallet	mq/pallet	kg/pallet
60x120 24"x48" Rectified R10	2	1,44	29,60	36	51,84	1080,00
60x60 24"x24" Rectified R10	3	1,08	21,30	40	43,20	852,00
30x60 12"x24" Rectified R10	6	1,08	21,00	48	51,84	1008,00
10x30 4"x12" Rectified R10	32	0,96	19,30	36	34,56	694,80

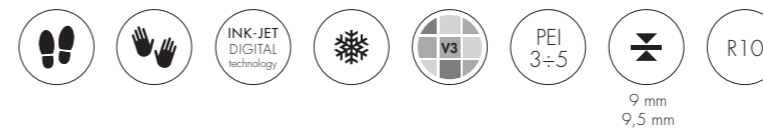


# ORIGIN

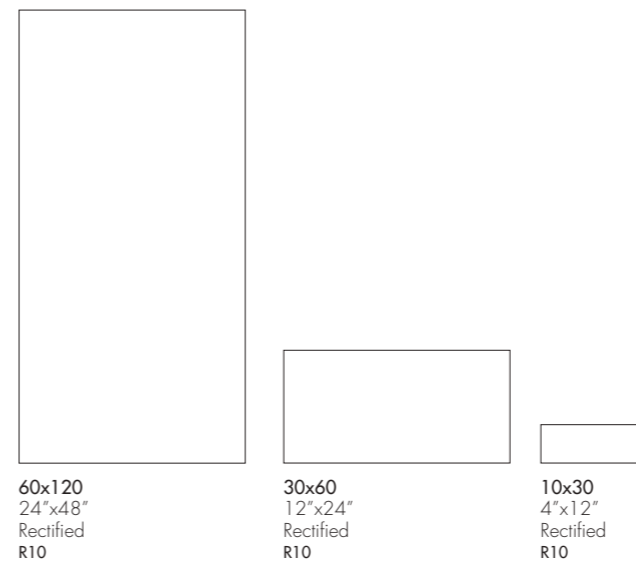
PAVIMENTO E RIVESTIMENTO FLOOR AND WALL TILE



GRES PORCELLANATO SMALTATO GLAZED PORCELAIN TILE



FORMATI SIZES



# ORIGIN

~ Origin Sand 60x120





# ORIGIN

◀ Origin Sand 60x120 . White 60x120



^ Origin Grey 30x60 . Grey Esagona 30x30



# ORIGIN

PAVIMENTO E RIVESTIMENTO FLOOR AND WALL TILE



WHITE



SAND




GREY

## COLORI COLORS



## FORMATI SIZES

60x120 24"x48"



Rectified R10  
± 9,5 mm  
2x **149**

8000761 White  
8000760 Sand  
8000758 Grey

30x60 12"x24"



Rectified R10  
± 9 mm  
6x **130**

8000755 White  
8000754 Sand  
8000753 Grey

10x30 4"x12"



Rectified R10  
± 9 mm  
32x **151** \*

8000751 White  
8000750 Sand  
8000749 Grey

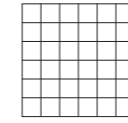
\* Vendita su ordinazione.  
Available upon request.

## GRES PORCELLANATO SMALTATO GLAZED PORCELAIN TILE



## DECORI DECORS

30x30 12"x12"

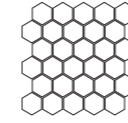


Mosaico 5x5 su rete  
11x **20** \*

8000778 White  
8000777 Sand  
8000776 Grey

\* Vendita tassativa a scatole complete.  
Disponibile su ordinazione con un minimo di 3 settimane. Sold by full boxes only. Available on demand with, at least, a 3 weeks waiting.

30x30 12"x12"



Mosaico EsagonaT30 su rete  
6x **84** \*

8000774 White  
8000773 Sand  
8000772 Grey

\* Vendita tassativa a scatole complete.  
Disponibile su ordinazione con un minimo di 3 settimane. Sold by full boxes only. Available on demand with, at least, a 3 weeks waiting.

## PEZZI SPECIALI SPECIAL TRIMS

Disponibili in tutti i colori Available in all colors



Battiscopa Digitale  
Skirting  
6x60 2.4"x24"  
15x **30**



Guarda la tabella completa  
dei pezzi speciali a pagina 370  
View the complete special  
trims tabel at page 370

\* Vendita su ordinazione.  
Available upon request.

ORIGIN	pcs/box	mq/box	kg/box	box/pallet	mq/pallet	kg/pallet
60x120 24"x48" Rectified R10	2	1,44	29,60	36	51,84	1080,00
30x60 12"x24" Rectified R10	6	1,08	21,00	48	51,84	1008,00
10x30 4"x12" Rectified R10	32	0,96	19,30	36	34,56	694,80




# IMPERIUM

PAVIMENTO E RIVESTIMENTO FLOOR AND WALL TILE



CREAM



COTTON




SILVER

GRES PORCELLANATO SMALTATO GLAZED PORCELAIN TILE



9 mm  
9,5 mm

FORMATI SIZES



60x120  
24"x48"  
Rectified  
R10



30x60  
12"x24"  
Rectified  
R10



30x30  
12"x12"  
Rectified  
R10



10x30  
4"x12"  
Rectified  
R10

# IMPERIUM


Imperium Cotton 60x120 . Cotton 30x60





# IMPERIUM

PAVIMENTO E RIVESTIMENTO FLOOR AND WALL TILE











# IMPERIUM

## COLORI COLORS



## FORMATI SIZES

<p>60x120 24"x48"</p>  <p>10 Printings</p>	<p>Rectified R10 ± 9,5 mm 2x  <b>149</b></p> <p>8000509 Cream 8000508 Cotton 8000510 Silver</p>	
<p>30x60 12"x24"</p> 	<p>Rectified R10 ± 9 mm 6x  <b>130</b></p> <p>8000506 Cream 8000505 Cotton 8000507 Silver</p>	
<p>30x30 12"x12"</p> 	<p>Rectified R10 ± 9 mm 12x  <b>147 *</b></p> <p>8001795 Cream 8001796 Cotton 8001797 Silver</p>	<p>* Vendita su ordinazione. Available upon request.</p>
<p>10x30 4"x12"</p> 	<p>Rectified R10 ± 9 mm 32x  <b>151 *</b></p> <p>8002301 Cream 8001623 Cotton 8002302 Silver</p>	<p>* Vendita su ordinazione. Available upon request.</p>

## GRES PORCELLANATO SMALTATO GLAZED PORCELAIN TILE



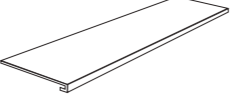

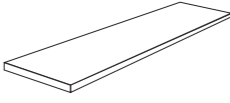




## DECORI DECORS

<p>30x30 12"x12"</p> 	<p>Mosaico 5x5 su rete 11x  <b>20 *</b></p> <p>8000521 Cream 8000520 Cotton 8000523 Silver</p>	<p>* Vendita tassativa a scatole complete. Disponibile su ordinazione con un minimo di 3 settimane. Sold by full boxes only. Available on demand with, at least, a 3 weeks waiting.</p>
<p>29x25 11.5"x10"</p> 	<p>Mosaico Esagona T16 su rete 6x  <b>64 *</b></p> <p>8000518 Cream 8000517 Cotton 8000519 Silver</p>	<p>* Vendita tassativa a scatole complete. Disponibile su ordinazione con un minimo di 3 settimane. Sold by full boxes only. Available on demand with, at least, a 3 weeks waiting.</p>

## PEZZI SPECIALI SPECIAL TRIMS

Disponibili in tutti i colori Available in all colors

 <p><b>Battiscopa Digitale</b> Skirting 6x60 2.4"x24" 15x  <b>30</b></p>	 <p><b>Gradino Lineare Costa Retta</b> Step 33x120x3 13"x48"x1.2" 2x  <b>189 *</b></p>	 <p><b>Angolare Costa Retta</b> Corner Step 33x120x3 13"x48"x1.2" 2x </p> <p>Angolare DX <b>190 *</b> Angolare SX <b>190 *</b> Angolare DX/SX <b>204 *</b></p>	<p> Guarda la tabella completa dei pezzi speciali a pagina 368 View the complete special trims tabel at page 368</p> <p>* Vendita su ordinazione. Available upon request.</p>
--	--	--	--

IMPERIUM	pcs/box	mq/box	kg/box	box/pallet	mq/pallet	kg/pallet
60x120 24"x48" Rectified R10	2	1,44	29,60	36	51,84	1080,00
30x60 12"x24" Rectified R10	6	1,08	21,00	48	51,84	1008,00
30x30 12"x12" Rectified R10	12	1,08	21,00	48	51,84	1008,00
10x30 4"x12" Rectified R10	32	0,96	19,30	36	34,56	694,80




# STORICA


PAVIMENTO E RIVESTIMENTO FLOOR AND WALL TILE



BEIGE



BIANCO



GRIGIO

GRES PORCELLANATO SMALTATO GLAZED PORCELAIN TILE



9,5 mm

FORMATI SIZES



40x60  
16"x24"  
Natural  
R10 - R11



40x40  
16"x16"  
Natural  
R10



20x40  
8"x16"  
Natural  
R10



20x20  
8"x8"  
Natural  
R10

# STORICA


MODULO PATTERN 3 | Storica Beige 40x60 . 40x40 . 20x40 . 20x20





# STORICA

< MODULO PATTERN 9 | Storica Bianco 20x40 . 20x20



^ Storica Bianco 40x60 R11



# STORICA

PAVIMENTO E RIVESTIMENTO FLOOR AND WALL TILE

BEIGE

BIANCO

GRIGIO

## COLORI COLORS



## FORMATI SIZES

<p>40x60 16"x24"</p> <p>12 Printings</p>	<p>Natural R10 ± 9,5 mm 4x  124</p> <p>8004971 Beige 8004969 Bianco 8004970 Grigio</p>	<p>Natural R11 ± 9,5 mm 4x  124</p> <p>8004974 Beige 8004972 Bianco 8004973 Grigio</p>	<p>OUT</p>
<p>40x40 16"x16"</p> <p>16 Printings</p>	<p>Natural R10 ± 9,5 mm 6x  124</p> <p>8004977 Beige 8004975 Bianco 8004976 Grigio</p>		
<p>20x40 8"x16"</p> <p>18 Printings</p>	<p>Natural R10 ± 9,5 mm 13x  124</p> <p>8004980 Beige 8004978 Bianco 8004979 Grigio</p>		
<p>20x20 8"x8"</p> <p>19 Printings</p>	<p>Natural R10 ± 9,5 mm 26x  124</p> <p>8004983 Beige 8004981 Bianco 8004982 Grigio</p>		

## MODULO MULTIFORMATO 9x \*

<p>Natural R10 ± 9,5 mm 143</p> <p>8004986 Beige Mix 8004984 Bianco Mix 8004985 Grigio Mix</p>	<p>40x60 16"x24" 2x </p>	<p>40x40 16"x16" 1x </p>	<p>20x40 8"x16" 2x </p>	<p>20x20 8"x8" 4x </p>
--	--------------------------	--------------------------	-------------------------	------------------------

\* Disponibile solo su ordinazione. Vendita tassativa a pallet completi.  
Available on demand. Sold by full pallets only.

## PEZZI SPECIALI SPECIAL TRIMS



**Battiscopa Digitale**  
Skirting  
5x60 2"x24"  
14x   
30

**El. a Elle Lineare Monolitico R11**  
Monolithic L Element  
15x30x4 6"x12"x1.6"  
8x   
61



Guarda la tabella completa dei pezzi speciali a pagina 372  
View the complete special trims tabel at page 372

## GRES PORCELLANATO SMALTATO GLAZED PORCELAIN TILE



## SUGGERIMENTI DI POSA LAYING SUGGESTIONS

<p>1</p>	<p>2</p>	<p>3</p>																																																								
<table border="1"> <thead> <tr> <th>formati sizes</th> <th>pz/modulo</th> <th>%/mq</th> <th>pz/mq</th> </tr> </thead> <tbody> <tr> <td>20x20</td> <td>1</td> <td>9</td> <td>2,30</td> </tr> <tr> <td>40x40</td> <td>1</td> <td>36</td> <td>2,30</td> </tr> <tr> <td>40x60</td> <td>1</td> <td>55</td> <td>2,30</td> </tr> </tbody> </table>	formati sizes	pz/modulo	%/mq	pz/mq	20x20	1	9	2,30	40x40	1	36	2,30	40x60	1	55	2,30	<table border="1"> <thead> <tr> <th>formati sizes</th> <th>pz/modulo</th> <th>%/mq</th> <th>pz/mq</th> </tr> </thead> <tbody> <tr> <td>20x20</td> <td>2</td> <td>9</td> <td>1,92</td> </tr> <tr> <td>20x40</td> <td>2</td> <td>18</td> <td>1,92</td> </tr> <tr> <td>40x40</td> <td>1</td> <td>18</td> <td>1</td> </tr> <tr> <td>40x60</td> <td>2</td> <td>55</td> <td>1,92</td> </tr> </tbody> </table>	formati sizes	pz/modulo	%/mq	pz/mq	20x20	2	9	1,92	20x40	2	18	1,92	40x40	1	18	1	40x60	2	55	1,92	<table border="1"> <thead> <tr> <th>formati sizes</th> <th>pz/modulo</th> <th>%/mq</th> <th>pz/mq</th> </tr> </thead> <tbody> <tr> <td>20x20</td> <td>4</td> <td>11</td> <td>2,76</td> </tr> <tr> <td>20x40</td> <td>2</td> <td>11</td> <td>1,38</td> </tr> <tr> <td>40x40</td> <td>4</td> <td>44,5</td> <td>2,76</td> </tr> <tr> <td>40x60</td> <td>2</td> <td>33,5</td> <td>1,38</td> </tr> </tbody> </table>	formati sizes	pz/modulo	%/mq	pz/mq	20x20	4	11	2,76	20x40	2	11	1,38	40x40	4	44,5	2,76	40x60	2	33,5	1,38
formati sizes	pz/modulo	%/mq	pz/mq																																																							
20x20	1	9	2,30																																																							
40x40	1	36	2,30																																																							
40x60	1	55	2,30																																																							
formati sizes	pz/modulo	%/mq	pz/mq																																																							
20x20	2	9	1,92																																																							
20x40	2	18	1,92																																																							
40x40	1	18	1																																																							
40x60	2	55	1,92																																																							
formati sizes	pz/modulo	%/mq	pz/mq																																																							
20x20	4	11	2,76																																																							
20x40	2	11	1,38																																																							
40x40	4	44,5	2,76																																																							
40x60	2	33,5	1,38																																																							
<p>4</p>	<p>5</p>	<p>6</p>																																																								
<table border="1"> <thead> <tr> <th>formati sizes</th> <th>pz/modulo</th> <th>%/mq</th> <th>pz/mq</th> </tr> </thead> <tbody> <tr> <td>20x20</td> <td>4</td> <td>17</td> <td>4,16</td> </tr> <tr> <td>20x40</td> <td>2</td> <td>17</td> <td>2,08</td> </tr> <tr> <td>40x40</td> <td>1</td> <td>17</td> <td>1,04</td> </tr> <tr> <td>40x60</td> <td>2</td> <td>49</td> <td>2,08</td> </tr> </tbody> </table>	formati sizes	pz/modulo	%/mq	pz/mq	20x20	4	17	4,16	20x40	2	17	2,08	40x40	1	17	1,04	40x60	2	49	2,08	<table border="1"> <thead> <tr> <th>formati sizes</th> <th>pz/modulo</th> <th>%/mq</th> <th>pz/mq</th> </tr> </thead> <tbody> <tr> <td>20x20</td> <td>2</td> <td>16,66</td> <td>4,16</td> </tr> <tr> <td>40x40</td> <td>1</td> <td>33,33</td> <td>2,08</td> </tr> <tr> <td>40x60</td> <td>1</td> <td>50</td> <td>2,08</td> </tr> </tbody> </table>	formati sizes	pz/modulo	%/mq	pz/mq	20x20	2	16,66	4,16	40x40	1	33,33	2,08	40x60	1	50	2,08	<table border="1"> <thead> <tr> <th>formati sizes</th> <th>pz/modulo</th> <th>%/mq</th> <th>pz/mq</th> </tr> </thead> <tbody> <tr> <td>20x20</td> <td>2</td> <td>50</td> <td>12,5</td> </tr> <tr> <td>20x40</td> <td>1</td> <td>50</td> <td>6,25</td> </tr> </tbody> </table>	formati sizes	pz/modulo	%/mq	pz/mq	20x20	2	50	12,5	20x40	1	50	6,25								
formati sizes	pz/modulo	%/mq	pz/mq																																																							
20x20	4	17	4,16																																																							
20x40	2	17	2,08																																																							
40x40	1	17	1,04																																																							
40x60	2	49	2,08																																																							
formati sizes	pz/modulo	%/mq	pz/mq																																																							
20x20	2	16,66	4,16																																																							
40x40	1	33,33	2,08																																																							
40x60	1	50	2,08																																																							
formati sizes	pz/modulo	%/mq	pz/mq																																																							
20x20	2	50	12,5																																																							
20x40	1	50	6,25																																																							
<p>7</p>	<p>8</p>	<p>9</p>																																																								
<table border="1"> <thead> <tr> <th>formati sizes</th> <th>pz/modulo</th> <th>%/mq</th> <th>pz/mq</th> </tr> </thead> <tbody> <tr> <td>20x20</td> <td>2</td> <td>33</td> <td>8,33</td> </tr> <tr> <td>20x40</td> <td>2</td> <td>67</td> <td>8,33</td> </tr> </tbody> </table>	formati sizes	pz/modulo	%/mq	pz/mq	20x20	2	33	8,33	20x40	2	67	8,33	<table border="1"> <thead> <tr> <th>formati sizes</th> <th>pz/modulo</th> <th>%/mq</th> <th>pz/mq</th> </tr> </thead> <tbody> <tr> <td>20x20</td> <td>1</td> <td>33</td> <td>8,33</td> </tr> <tr> <td>20x40</td> <td>1</td> <td>67</td> <td>8,33</td> </tr> </tbody> </table>	formati sizes	pz/modulo	%/mq	pz/mq	20x20	1	33	8,33	20x40	1	67	8,33	<table border="1"> <thead> <tr> <th>formati sizes</th> <th>pz/modulo</th> <th>%/mq</th> <th>pz/mq</th> </tr> </thead> <tbody> <tr> <td>20x20</td> <td>2</td> <td>20</td> <td>5</td> </tr> <tr> <td>20x40</td> <td>4</td> <td>80</td> <td>10</td> </tr> </tbody> </table>	formati sizes	pz/modulo	%/mq	pz/mq	20x20	2	20	5	20x40	4	80	10																				
formati sizes	pz/modulo	%/mq	pz/mq																																																							
20x20	2	33	8,33																																																							
20x40	2	67	8,33																																																							
formati sizes	pz/modulo	%/mq	pz/mq																																																							
20x20	1	33	8,33																																																							
20x40	1	67	8,33																																																							
formati sizes	pz/modulo	%/mq	pz/mq																																																							
20x20	2	20	5																																																							
20x40	4	80	10																																																							


Si consiglia posa con fuga 3/4 mm  
Suggested laying with 3/4 mm joint

STORICA	pcs/box	mq/box	kg/box	box/pallet	mq/pallet	kg/pallet
40x60 16"x24" Natural R10/R11	4	0,96	18,40	60	57,60	1100,00
40x40 16"x16" Natural R10	6	0,96	19,34	64	61,44	1238,00
20x40 8"x16" Natural R10	13	1,04	20,30	45	46,80	920,00
20x20 8"x8" Natural R10	26	1,04	18,70	60	62,40	1180,00
Scatola MIX Natural R10	9	0,96	17,60	30	28,80	527,00




# HARBOR


PAVIMENTO E RIVESTIMENTO FLOOR AND WALL TILE




WHITE



GREY



RUST



BEIGE

GRES PORCELLANATO SMALTATO GLAZED PORCELAIN TILE



8,5 mm

FORMATI SIZES



20x40  
8"x16"  
Natural  
R11

# HARBOR

MODULO PATTERN 12 | Harbor Beige 20x40 R11





# HARBOR

< MODULO PATTERN 11 | Harbor Rust 20x40 R11




^ MODULO PATTERN 13 | Harbor White 20x40 R11




# HARBOR

PAVIMENTO E RIVESTIMENTO FLOOR AND WALL TILE



# HARBOR

## COLORI COLORS



WHITE

GREY

RUST

BEIGE

## FORMATI SIZES

20x40 8"x16"



Natural R11  
± 8,5 mm  
15x  
120



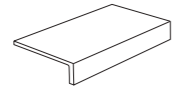
8004873  
8004874  
8004875  
8004876

White  
Grey  
Beige  
Rust

## PEZZI SPECIALI SPECIAL TRIMS



Battiscopa Digitale  
Skirting  
9,5x40 3.7"x16"  
24x  
15




El. a Elle Lineare Monolitico R11  
Monolithic L Element  
15x30x4 6"x12"x1.6"  
8x  
61

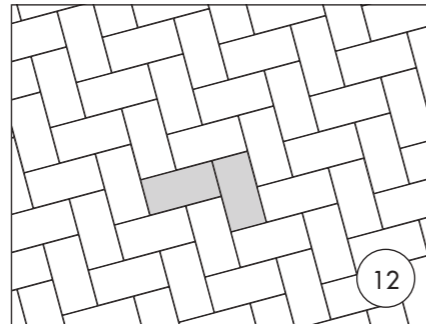


Guarda la tabella completa  
dei pezzi speciali a pagina 372  
View the complete special  
trims tabel at page 372

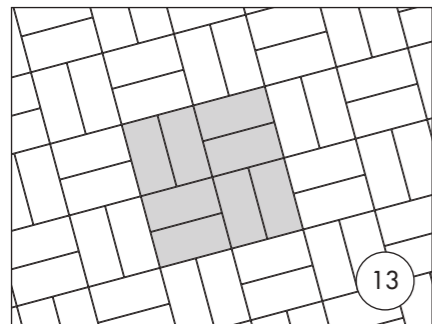
## SUGGERIMENTI DI POSA LAYING SUGGESTIONS



formati sizes	pz/modulo	%/mq	pz/mq
20x40	2	100	13




formati sizes	pz/modulo	%/mq	pz/mq
20x40	2	100	13



formati sizes	pz/modulo	%/mq	pz/mq
20x40	8	100	13

Si consiglia posa con fuga 3/4 mm  
Suggested laying with 3/4 mm joint

GRES PORCELLANATO SMALTATO GLAZED PORCELAIN TILE




HARBOR	pcs/box	mq/box	kg/box	box/pallet	mq/pallet	kg/pallet
20x40 8"x16" Natural R11	15	1,20	20,90	64	76,80	1350,00



# REIMS

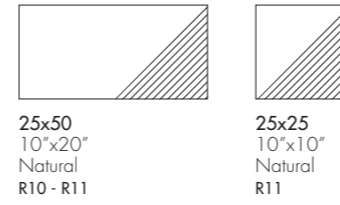
PAVIMENTO E RIVESTIMENTO FLOOR AND WALL TILE



GRES PORCELLANATO SMALTATO GLAZED PORCELAIN TILE



FORMATI SIZES



25x50  
10"x20"  
Natural  
R10 - R11

25x25  
10"x10"  
Natural  
R11



# REIMS

< MODULO PATTERN 8 | Reims Cotto R11 25x50 - 25x25



^ MODULO PATTERN 8 | Reims Bianco R11 25x50 - 25x25




# REIMS

PAVIMENTO E RIVESTIMENTO FLOOR AND WALL TILE



# REIMS

## COLORI COLORS



## FORMATI SIZES

25x50 10"x20"



33 Printings

Natural R10  
± 9 mm  
10x 140

8002520  
8002519

Beige  
Cotto

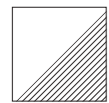
Natural R11  
± 9 mm  
10x 140

8002304  
8002303  
8002306  
8002305

Bianco  
Beige  
Cotto  
Grigio

OUT

25x25 10"x10"



33 Printings

Natural R11  
± 9 mm  
20x 140

8002308  
8002307  
8002310  
8002309

Bianco  
Beige  
Cotto  
Grigio

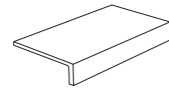
OUT

## PEZZI SPECIALI SPECIAL TRIMS

Disponibili in tutti i colori Available in all colors



Battiscopa Digitale \*\*  
Skirting  
7,5x50 3"x20"  
26x 21



El. a Elle Lineare Monolitico  
Monolithic L Element R11  
15x30x4 6"x12"x1.6"  
8x 61



\*\* Colori Beige e Cotto realizzati con la finitura naturale R10, il Bianco e il Grigio con la finitura R11.  
Beige and Cotto colors made with a R10 natural finish, Bianco and Grigio with the R11 finish.

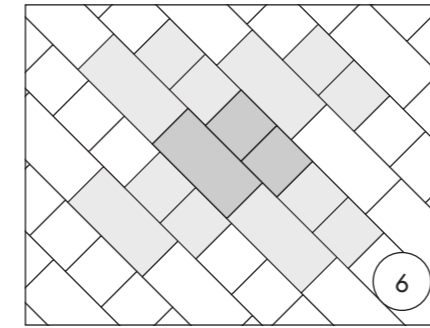
Guarda la tabella completa dei pezzi speciali a pagina 372  
View the complete special trims tabel at page 372

REIMS	pcs/box	mq/box	kg/box	box/pallet	mq/pallet	kg/pallet
25x50 10"x20" Natural R10/R11	10	1,25	23,60	48	60,00	1148,00
25x25 10"x10" Natural R11	20	1,25	23,40	54	67,50	1280,00

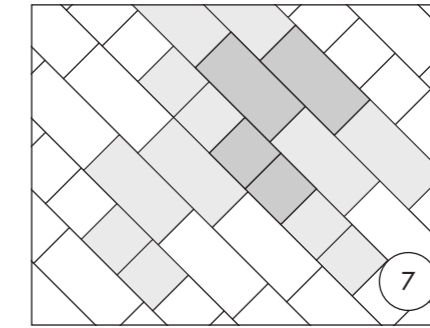
## GRES PORCELLANATO SMALTATO GLAZED PORCELAIN TILE



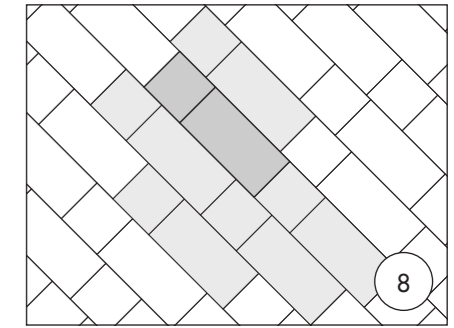
## SUGGERIMENTI DI POSA LAYING SUGGESTIONS



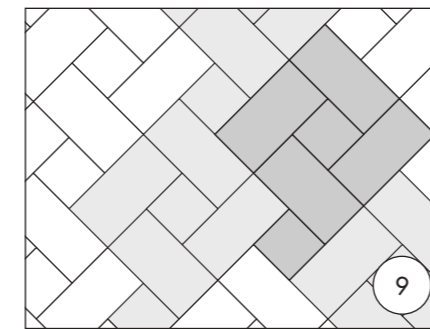
formati sizes	pz/modulo	%/mq	pz/mq
25x25	2	50	8
25x50	1	50	4



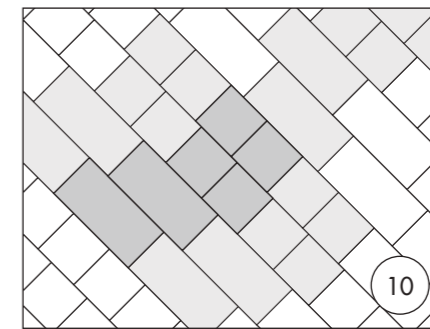
formati sizes	pz/modulo	%/mq	pz/mq
25x25	2	33	5,33
25x50	2	67	5,33




formati sizes	pz/modulo	%/mq	pz/mq
25x25	1	33	5,33
25x50	1	67	5,33



formati sizes	pz/modulo	%/mq	pz/mq
25x25	2	20	3,2
25x50	4	80	6,4



formati sizes	pz/modulo	%/mq	pz/mq
25x25	4	50	8
25x50	2	50	4



formati sizes	pz/modulo	%/mq	pz/mq
25x50	2	100	8

Si consiglia posa con fuga 3/4 mm  
Suggested laying with 3/4 mm joint



~ MODULO PATTERN 10 | Reims Beige R10/R11 25x50



# STONE WAVE


PAVIMENTO E RIVESTIMENTO FLOOR AND WALL TILE



WHITE



GREY



BLACK



GREIGE

GRES PORCELLANATO SMALTATO GLAZED PORCELAIN TILE



9 mm

FORMATI SIZES



30x60  
12"x24"  
Natural  
R9 - R11

# STONE WAVE


✓ Stone Wave Greige 30x60 . Mosaico Greige 30x30






# STONE WAVE

PAVIMENTO E RIVESTIMENTO FLOOR AND WALL TILE



# STONE WAVE

## COLORI COLORS



## FORMATI SIZES

30x60 12"x24"



Natural R9  
± 9 mm  
6x6  
114

8000949  
8000947  
8000943  
8000945

White  
Grey  
Black  
Greige

Natural R11  
± 9 mm  
6x6  
114


8000950  
8000948  
8000944  
8000946

White  
Grey  
Black  
Greige

OUT

## DECORI DECORS

30x30 12"x12"



Mosaico 5x5 su rete  
11x11  
20 \*

8000962  
8000961  
8000959  
8000960

White  
Grey  
Black  
Greige

\* Vendita tassativa a scatole complete.  
Disponibile su ordinazione con un  
minimo di 3 settimane. Sold by full  
boxes only. Available on demand  
with, at least, a 3 weeks waiting.

## PEZZI SPECIALI SPECIAL TRIMS



Battiscopa Digitale  
Skirting  
6x60 2.4"x24"  
15x15  
30



Guarda la tabella completa  
dei pezzi speciali a pagina 372  
View the complete special  
trims tabel at page 372

GRES PORCELLANATO SMALTATO GLAZED PORCELAIN TILE



~ Stone Wave Black 30x60

STONE WAVE	pcs/box	mq/box	kg/box	box/pallet	mq/pallet	kg/pallet
30x60 12"x24" Natural R9/R11	6	1,08	20,00	40	43,20	815,00




# GARDEN

PAVIMENTO E RIVESTIMENTO FLOOR AND WALL TILE




BIANCO



GRIGIO



BEIGE



ROSSO

GRES PORCELLANATO SMALTATO GLAZED PORCELAIN TILE



8,5 mm

FORMATI SIZES



20x40  
8"x16"  
Natural  
R11



20x20  
8"x8"  
Natural  
R11

# GARDEN

MODULO PATTERN 8 | Garden Grigio 20x40 R11 . Grigio 20x20 R11






# GARDEN

PAVIMENTO E RIVESTIMENTO FLOOR AND WALL TILE



# GARDEN

## COLORI COLORS



## FORMATI SIZES

20x40 8"x16"



24 Printings

Natural R11  
± 8,5 mm  
15x  
120



8000447  
8000448  
8000446  
8000449

Bianco  
Grigio  
Beige  
Rosso

20x20 8"x8"



24 Printings

Natural R11  
± 8,5 mm  
30x  
120



8000443  
8000444  
8000442  
8000445

Bianco  
Grigio  
Beige  
Rosso

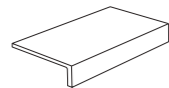
Attenzione: prodotto stonizzato.  
Si consiglia di miscelare il materiale durante la posa prelevando le piastrelle da diverse scatole.  
Attention: highly shaded material.  
We advise to lay material mixing tiles from different boxes.

## PEZZI SPECIALI SPECIAL TRIMS

Disponibili in tutti i colori Available in all colors



**Battiscopa Digitale**  
Skirting  
9,5x40 3.7"x16"  
24x  
15



**El. a Elle Lineare Monolitico**  
Monolithic L Element R11  
15x30x4 6"x12"x1.6"  
8x  
61

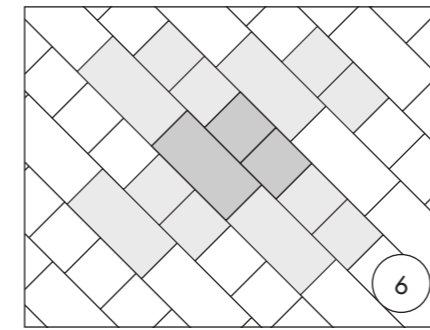


Guarda la tabella completa  
dei pezzi speciali a pagina 372  
View the complete special  
trims tabel at page 372

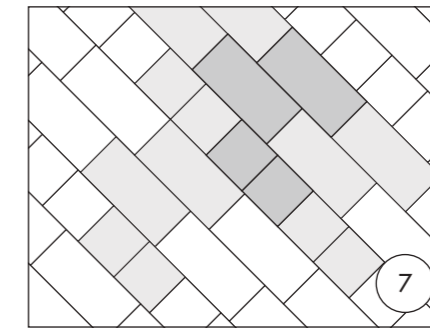
## GRES PORCELLANATO SMALTATO GLAZED PORCELAIN TILE



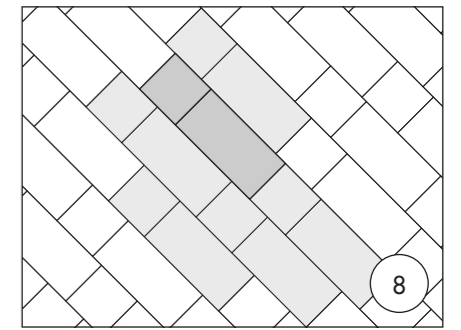
## SUGGERIMENTI DI POSA LAYING SUGGESTIONS



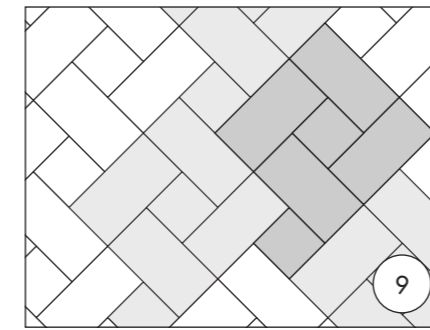
formati sizes	pz/modulo	%/mq	pz/mq
20x20	2	50	12,5
20x40	1	50	6,25



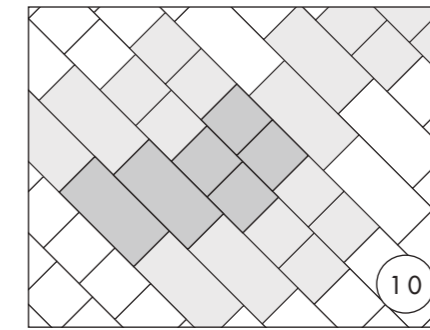
formati sizes	pz/modulo	%/mq	pz/mq
20x20	2	33	8,33
20x40	2	67	8,33



formati sizes	pz/modulo	%/mq	pz/mq
20x20	1	33	8,33
20x40	1	67	8,33



formati sizes	pz/modulo	%/mq	pz/mq
20x20	2	20	5
20x40	4	80	10



formati sizes	pz/modulo	%/mq	pz/mq
20x20	4	50	12,5
20x40	2	50	6,25


Si consiglia posa con fuga 3/4 mm  
Suggested laying with 3/4 mm joint

GARDEN	pcs/box	mq/box	kg/box	box/pallet	mq/pallet	kg/pallet
20x40 8"x16" Natural R11	15	1,20	20,90	64	76,80	1350,00
20x20 8"x8" Natural R11	30	1,20	20,60	64	76,80	1330,00



# VIA VERDI

PAVIMENTO E RIVESTIMENTO FLOOR AND WALL TILE



GRIGIO



BEIGE



MUSCHIO

GRES PORCELLANATO SMALTATO GLAZED PORCELAIN TILE



9 mm

FORMATI SIZES



25x50  
10"x20"  
Natural  
R11



25x25  
10"x10"  
Natural  
R11

# VIA VERDI

~ MODULO PATTERN 8 | Via Verdi Grigio 25x50 R11 . Grigio 25x25 R11





# VIA VERDI

PAVIMENTO E RIVESTIMENTO FLOOR AND WALL TILE



## COLORI COLORS



GRIGIO

BEIGE

MUSCHIO

## FORMATI SIZES

25x50 10"x20"



33 Printings

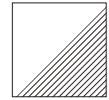
Natural R11  
± 9 mm  
10x  
140



8001143  
8001142  
8001144

Grigio  
Beige  
Muschio

25x25 10"x10"



33 Printings

Natural R11  
± 9 mm  
20x  
140



8001140  
8001477  
8001141

Grigio  
Beige  
Muschio

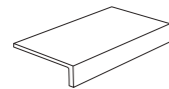
Attenzione: prodotto stonalizzato.  
Si consiglia di miscelare il materiale durante la posa prelevando le piastrelle da diverse scatole.  
Attention: highly shaded material.  
We advise to lay material mixing tiles from different boxes.

## PEZZI SPECIALI SPECIAL TRIMS

Disponibili in tutti i colori Available in all colors



Battiscopa Digitale  
Skirting  
7,5x50 3"x20"  
26x  
21



El. a Elle Lineare Monolitico  
Monolithic L Element R11  
15x30x4 6"x12"x1.6"  
8x  
61

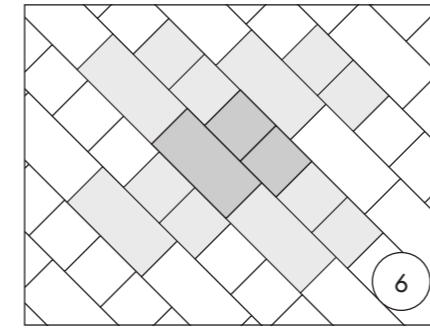


Guarda la tabella completa  
dei pezzi speciali a pagina 372  
View the complete special  
trims tabel at page 372

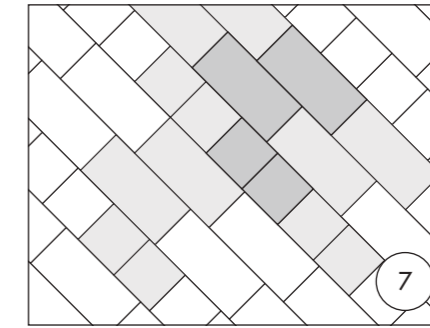
## GRES PORCELLANATO SMALTATO GLAZED PORCELAIN TILE



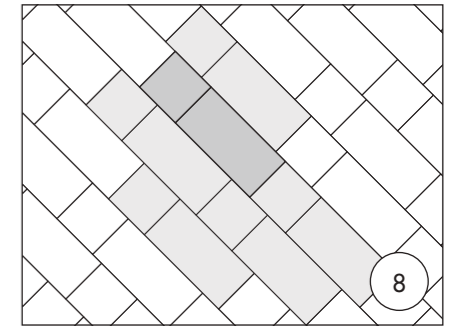
## SUGGERIMENTI DI POSA LAYING SUGGESTIONS



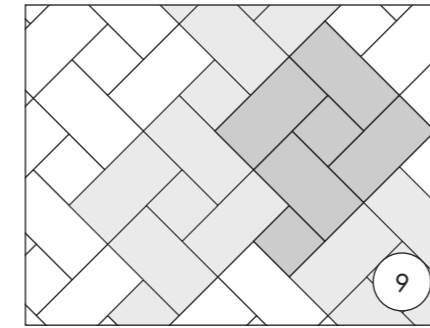
formati sizes	pz/modulo	%/mq	pz/mq
25x25	2	50	8
25x50	1	50	4



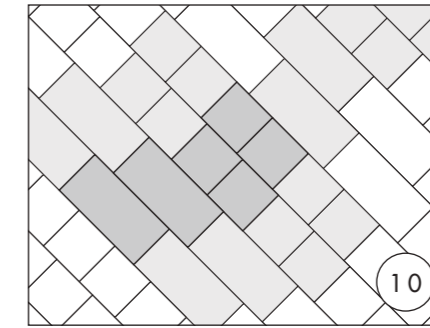
formati sizes	pz/modulo	%/mq	pz/mq
25x25	2	33	5,33
25x50	2	67	5,33



formati sizes	pz/modulo	%/mq	pz/mq
25x25	1	33	5,33
25x50	1	67	5,33




formati sizes	pz/modulo	%/mq	pz/mq
25x25	2	20	3,2
25x50	4	80	6,4



formati sizes	pz/modulo	%/mq	pz/mq
25x25	4	50	8
25x50	2	50	4

Si consiglia posa con fuga 3/4 mm  
Suggested laying with 3/4 mm joint

VIA VERDI	pcs/box	mq/box	kg/box	box/pallet	mq/pallet	kg/pallet
25x50 10"x20" Natural R11	10	1,25	23,60	48	60,00	1148,00
25x25 10"x10" Natural R11	20	1,25	23,40	54	67,50	1280,00



# VINTAGE

PAVIMENTO E RIVESTIMENTO FLOOR AND WALL TILE




BIANCO




GRIGIO



NERO



AVIO



VERDE

GRES PORCELLANATO SMALTATO GLAZED PORCELAIN TILE



9,2 mm

FORMATI SIZES



20x20  
8"x8"  
Natural  
R9

# VINTAGE

< Vintage 18 . Nero



^ Vintage 16 . Bianco . Verde



# VINTAGE

< Vintage 5 . Bianco . Avio



^ Vintage 13 . Nero

# VINTAGE

## FONDI VINTAGE FORMATI E COLORI SIZES & COLORS

20x20 8"x8" ± 9,2 mm Natural R9  
16 Printings



8001115 Bianco



8001135 Grigio



8001138 Nero



8001114 Avio


26x 145




8001139 Verde

## VINTAGE FORMATI E COLORI SIZES & COLORS


20x20 8"x8" ± 9,2 mm Natural R9  
3 Printings




8001116 Vintage 1



8001127 Vintage 2



8001128 Vintage 3




8001129 Vintage 4

26x 148



8001130 Vintage 5



8001131 Vintage 6



8001132 Vintage 7




8001133 Vintage 8

## GRES PORCELLANATO SMALTATO GLAZED PORCELAIN TILE




## VINTAGE FORMATI E COLORI SIZES & COLORS


20x20 8"x8" ± 9,2 mm Natural R9  
3 Printings




8001134 Vintage 9



8001117 Vintage 10



8001118 Vintage 11




8001119 Vintage 12

26x 148



8001120 Vintage 13



8001121 Vintage 14

VINTAGE	pcs/box	mq/box	kg/box	box/pallet	mq/pallet	kg/pallet
20x20 8"x8" Vintage Natural R9	26	1,04	20,20	64	66,56	1292,80

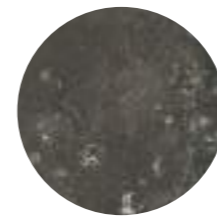


# '900


PAVIMENTO E RIVESTIMENTO FLOOR AND WALL TILE




BIANCO



NERO



BEIGE



COTTO

GRES PORCELLANATO SMALTATO GLAZED PORCELAIN TILE



9,2 mm

FORMATI SIZES



20x20  
8"x8"  
Natural  
R9





'900

< Cementine 2



^ Maioliche 2 Blu . 900 Bianco

## FONDI '900 FORMATI E COLORI SIZES & COLORS

20x20 8"x8" ± 9,2 mm Natural R9  
25 Printings

26x 145



8000722 900 Beige

8000729 900 Cotto

8000723 900 Bianco

8000740 900 Nero

## MAIOLICHE BLU FORMATI E COLORI SIZES & COLORS

20x20 8"x8" ± 9,2 mm Natural R9  
4 Printings

26x 148




8000730 Maioliche 1 Blu

8000732 Maioliche 2 Blu

8000733 Maioliche 3 Blu

8000734 Maioliche 4 Blu



8000735 Maioliche 5 Blu


8000736 Maioliche 6 Blu

## GRES PORCELLANATO SMALTATO GLAZED PORCELAIN TILE

## MAIOLICHE NERE FORMATI E COLORI SIZES & COLORS

20x20 8"x8" ± 9,2 mm Natural R9  
4 Printings

26x 148



8000737 Maioliche 7 Nera

8000738 Maioliche 8 Nera


8000739 Maioliche 9 Nera

8000731 Maioliche 10 Nera

## CEMENTINE FORMATI E COLORI SIZES & COLORS

20x20 8"x8" ± 9,2 mm Natural R9  
1 Printing

26x 148



8000724 Cementine 1

8000725 Cementine 2

8000726 Cementine 3

8000727 Cementine 4



8000728 Cementine 5

'900 MAIOLICHE & CEMENTINE	pcs/box	mq/box	kg/box	box/pallet	mq/pallet	kg/pallet
20x20 8"x8" '900 Natural R9	26	1,04	20,20	64	66,56	1292,80




# ATLANTICA

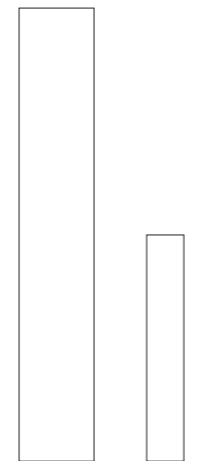
PAVIMENTO E RIVESTIMENTO FLOOR AND WALL TILE



GRES PORCELLANATO SMALTATO GLAZED PORCELAIN TILE



FORMATI SIZES



20x120  
8"x48"  
Rectified  
R10

10x60  
4"x24"  
Rectified  
R10

# ATLANTICA

~ Atlantica Dorato Autentico 20x120 . 10x60





# ATLANTICA

< Atlantica Bianco Autentico 20x120 . Esagona T18 Bianco-Dorato Autentico 39x46



^ Atlantica Naturale Autentico 20x120 . Tapparella Naturale Autentico 30x60

# ATLANTICA

✓ Atlantica Dorato Essenziale 20x120 . Mosaico T12 Dorato Essenziale 40x40





# ATLANTICA

< Atlantica Naturale Essenziale 20x120 . Mosaico Esagona T16 Naturale Essenziale 29x25



^ Atlantica Bianco Essenziale 20x120 . Mosaico 5x5 Bianco Essenziale 30x30



# ATLANTICA

PAVIMENTO E RIVESTIMENTO FLOOR AND WALL TILE

DORATO *autentico*

DORATO *essenziale*

NATURALE *autentico*

NATURALE *essenziale*

BIANCO *autentico*

BIANCO *essenziale*

## COLORI COLORS



## FORMATI SIZES

Formato / Size	Stampi / Printings	Formato / Size	Stampi / Printings
20x120 8"x48"	18	10x60 4"x24"	72

Formato / Size	Stampi / Printings	Formato / Size	Stampi / Printings
20x120 8"x48"	148	10x60 4"x24"	156

## PEZZI SPECIALI SPECIAL TRIMS

Disponibili in tutti i colori Available in all colors

	<b>Battiscopa Digitale</b> Skirting 6x60 2.4"x24" 15x 30
	<b>Gradino Lineare Costa Retta</b> Step 20x120x3 8"x48"x1.2" 2x 189 *
	<b>Angolare Costa Retta</b> Corner Step 30x120x3 12"x48"x1.2" 2x Angolare DX 190 * Angolare SX 190 * Angolare DX/SX 204 *



Guarda la tabella completa dei pezzi speciali a pagina 368  
View the complete special trims table at page 368

\* Vendita su ordinazione.  
Available upon request.

Attenzione: prodotto stonalizzato.  
Si consiglia di miscelare il materiale durante la posa prelevando le piastrelle da diverse scatole.  
Attention: highly shaded material.  
We advise to lay material mixing tiles from different boxes.

POSA CONSIGLIATA 1/3 MINIMO 2 MM DI FUGA  
SUGGESTED LAYING 1/3 MINIMUM 2 MM OF JOINT

POSA SCONSIGLIATA 1/2 SENZA FUGA  
NOT RECOMMENDED LAYING 1/2 WITHOUT JOINT

## GRES PORCELLANATO SMALTATO GLAZED PORCELAIN TILE

## DECORI DECORS

	<b>30x30 12"x12"</b> Mosaico 5x5 su rete 11x 20 * 8005121 Dorato Autentico 8005120 Naturale Autentico 8005119 Bianco Autentico	<b>8005118</b> <b>8005117</b> <b>8005116</b>	<i>autentico</i> <i>essenziale</i>	<b>8005118</b> Dorato Essenziale <b>8005117</b> Naturale Essenziale <b>8005116</b> Bianco Essenziale	* Vendita tassativa a scatole complete. Disponibile su ordinazione con un minimo di 3 settimane. Sold by full boxes only. Available on demand with, at least, a 3 weeks waiting.
	<b>29x25 11.5"x10"</b> Mosaico Esagona T16 su rete 6x 64 * 8005127 Dorato Autentico 8005126 Naturale Autentico 8005125 Bianco Autentico	<b>8005124</b> <b>8005123</b> <b>8005122</b>	<i>autentico</i> <i>essenziale</i>	<b>8005124</b> Dorato Essenziale <b>8005123</b> Naturale Essenziale <b>8005122</b> Bianco Essenziale	* Vendita tassativa a scatole complete. Disponibile su ordinazione con un minimo di 3 settimane. Sold by full boxes only. Available on demand with, at least, a 3 weeks waiting.
	<b>39x46 15"x18"</b> Esagona T18 su Rete 4x 80 * 8005133 Dorato Autentico 8005132 Naturale Autentico 8005131 Bianco Autentico	<b>8005130</b> <b>8005129</b> <b>8005128</b>	<i>autentico</i> <i>essenziale</i>	<b>8005130</b> Dorato Essenziale <b>8005129</b> Naturale Essenziale <b>8005128</b> Bianco Essenziale	* Vendita tassativa a scatole complete. Disponibile su ordinazione con un minimo di 3 settimane. Sold by full boxes only. Available on demand with, at least, a 3 weeks waiting.
	Disponibile nella versione Mix Available Mix version 4x 80 ** T18 MIX Dorato-Bianco Autentico		<i>autentico</i>		** Vendita tassativa a scatole complete. Ordine minimo 90 scatole / colore (3 pallet completi). Sale in full boxes only. Minimum order 90 boxes / color (3 full pallets).
	<b>30x60 12"x24"</b> Tapparella su Rete 6x 80 * 8005139 Dorato Autentico 8005138 Naturale Autentico 8005137 Bianco Autentico	<b>8005136</b> <b>8005135</b> <b>8005134</b>	<i>autentico</i> <i>essenziale</i>	<b>8005136</b> Dorato Essenziale <b>8005135</b> Naturale Essenziale <b>8005134</b> Bianco Essenziale	* Vendita tassativa a scatole complete. Disponibile su ordinazione con un minimo di 3 settimane. Sold by full boxes only. Available on demand with, at least, a 3 weeks waiting.
	<b>40x40 16"x16"</b> Mosaico T12 su Rete 4x 80 * 8005200 Dorato Autentico 8005201 Naturale Autentico 8005202 Bianco Autentico	<b>8005203</b> <b>8005204</b> <b>8005205</b>	<i>autentico</i> <i>essenziale</i>	<b>8005203</b> Dorato Essenziale <b>8005204</b> Naturale Essenziale <b>8005205</b> Bianco Essenziale	* Vendita tassativa a scatole complete. Disponibile su ordinazione con un minimo di 3 settimane. Sold by full boxes only. Available on demand with, at least, a 3 weeks waiting.

ATLANTICA	pcs/box	mq/box	kg/box	box/pallet	mq/pallet	kg/pallet
20x120 8"x48" Rectified R10	5	1,20	24,41	48	57,60	1187,00
10x60 4"x24" Rectified R10	14	0,84	17,10	40	33,60	698,00



# TONGASS

PAVIMENTO E RIVESTIMENTO FLOOR AND WALL TILE



WHITE



BLOND



NATURAL



BROWN

GRES PORCELLANATO SMALTATO GLAZED PORCELAIN TILE



9,5 mm

FORMATI SIZES



20x120  
8"x48"  
Rectified  
R10 - R11

# TONGASS

✓ Tongass Natural 20x120





# TONGASS

◀ Tongass White 20x120 . Brown 20x120



^ Tongass Blond 20x120



# TONGASS

PAVIMENTO E RIVESTIMENTO FLOOR AND WALL TILE



# TONGASS

## COLORI COLORS



WHITE

BLOND

NATURAL

BROWN

## FORMATI SIZES

20x120 8"x48"

39 Printings

Rectified R10  
± 9,5 mm  
5x📦  
153

8002062  
8002059  
8002025  
8002060

White  
Blond  
Natural  
Brown

Rectified R11  
± 9,5 mm  
5x📦  
153

8002064  
8002063

Blond  
Natural

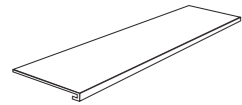
OUT

## PEZZI SPECIALI SPECIAL TRIMS

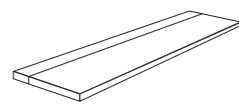
Disponibili in tutti i colori Available in all colors



Battiscopa Digitale  
Skirting  
6x60 2.4"x24"  
15x📦  
30



Gradino Lineare Costa Retta  
Step  
20x120x3 8"x48"x1.2"  
2x📦  
189 \*



Angolare Costa Retta  
Corner Step  
30x120x3 12"x48"x1.2"  
2x📦  
Angolare DX 190 \*  
Angolare SX 190 \*  
Angolare DX/SX 204 \*



Guarda la tabella completa  
dei pezzi speciali a pagina 370  
View the complete special  
trims tabel at page 370

\* Vendita su ordinazione.  
Available upon request.



POSA CONSIGLIATA 1/3 MINIMO 2 MM DI FUGA  
SUGGESTED LAYING 1/3 MINIMUM 2 MM OF JOINT



POSA SCONSIGLIATA 1/2 SENZA FUGA  
NOT RECOMMENDED LAYING 1/2 WITHOUT JOINT

Attenzione: prodotto stonalizzato.  
Si consiglia di miscelare il materiale durante la posa prelevando  
le piastrelle da diverse scatole.  
Attention: highly shaded material.  
We advise to lay material mixing tiles from different boxes.

TONGASS	pcs/box	mq/box	kg/box	box/pallet	mq/pallet	kg/pallet
20x120 8"x48" Rectified R10/R11	5	1,20	24,41	48	57,60	1187,00



^ Tongass Natural 20x120 R11



# AXIS

PAVIMENTO E RIVESTIMENTO FLOOR AND WALL TILE



BIRCH



MAPLE



OAK



NUT

GRES PORCELLANATO SMALTATO GLAZED PORCELAIN TILE



8,5 mm  
9,5 mm

FORMATI SIZES



30x120  
12"x48"  
Rectified  
R10



20x120  
8"x48"  
Rectified  
R10



15x60  
6"x24"  
Natural  
R9 - R11

# AXIS

✓ Axis Nut 20x120






# AXIS

PAVIMENTO E RIVESTIMENTO FLOOR AND WALL TILE



# AXIS

## COLORI COLORS



## FORMATI SIZES

30x120 12"x48"



Rectified R10  
± 9,5 mm  
3x☞  
148

8000852 Birch  
8000853 Maple  
8000855 Oak  
8000854 Nut

20x120 8"x48"



Rectified R10  
± 9,5 mm  
5x☞  
148

8002049 Birch  
8001998 Maple  
8002051 Oak  
8002050 Nut

15x60 6"x24"



Natural R9  
± 8,5 mm  
16x☞  
108

8000232 Birch  
8000234 Maple  
8000238 Oak  
8000236 Nut

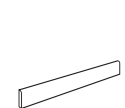
Natural R11  
± 8,5 mm  
16x☞  
108

8000233 Birch  
8000235 Maple  
8000239 Oak  
8000237 Nut

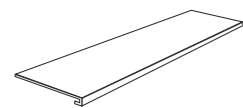
OUT

## PEZZI SPECIALI SPECIAL TRIMS

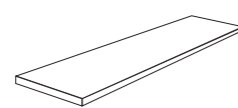
Disponibili in tutti i colori Available in all colors



**Battiscopa Digitale**  
Skirting  
6x60 2.4"x24"  
15x☞  
30



**Gradino Lineare Costa Retta**  
Step  
30x120x3 12"x48"x1.2"  
2x☞  
189 \*



**Angolare Costa Retta**  
Corner Step  
30x120x3 12"x48"x1.2"  
2x☞  
Angolare DX 190 \*  
Angolare SX 190 \*  
Angolare DX/SX 204 \*



Guarda la tabella completa  
dei pezzi speciali a pagina 368  
View the complete special  
trims tabel at page 368

\* Vendita su ordinazione.  
Available upon request.

POSA CONSIGLIATA 1/3 MINIMO 2 MM DI FUGA  
SUGGESTED LAYING 1/3 MINIMUM 2 MM OF JOINT

POSA SCONSIGLIATA 1/2 SENZA FUGA  
NOT RECOMMENDED LAYING 1/2 WITHOUT JOINT

Attenzione: prodotto stonalizzato.  
Si consiglia di miscelare il materiale durante la posa prelevando  
le piastrelle da diverse scatole.  
Attention: highly shaded material.  
We advise to lay material mixing tiles from different boxes.

AXIS	pcs/box	mq/box	kg/box	box/pallet	mq/pallet	kg/pallet
30x120 12"x48" Rectified R10	3	1,08	22,05	48	51,84	1073,00
20x120 8"x48" Rectified R10	5	1,20	24,41	48	57,60	1187,00
15x60 6"x24" Natural R9/R11	16	1,44	24,65	40	57,60	985,00

GRES PORCELLANATO SMALTATO GLAZED PORCELAIN TILE



~ Axis Maple 20x120



# PLANET

PAVIMENTO E RIVESTIMENTO FLOOR AND WALL TILE



OLMO



ROVERE



NOCE



CENERE

GRES PORCELLANATO SMALTATO GLAZED PORCELAIN TILE



9,5 mm

FORMATI SIZES



30x120  
12"x48"  
Rectified  
R10



20x120  
8"x48"  
Rectified  
R10





# PLANET

PAVIMENTO E RIVESTIMENTO FLOOR AND WALL TILE

OLMO

ROVERE

NOCE

CENERE

# PLANET

## COLORI COLORS



OLMO

ROVERE

NOCE

CENERE

## FORMATI SIZES

30x120 12"x48"



Rectified R10  
± 9,5 mm  
3x **148**

8001904 Olmo  
8001905 Rovere  
8001902 Noce  
8001903 Cenere

20x120 8"x48"



Rectified R10  
± 9,5 mm  
5x **148**

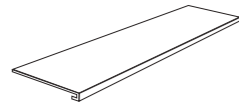
8001958 Olmo  
8001959 Rovere  
8001961 Noce  
8001960 Cenere

## PEZZI SPECIALI SPECIAL TRIMS

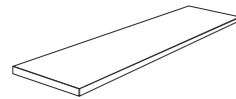
Disponibili in tutti i colori Available in all colors



**Battiscopa Digitale**  
Skirting  
6x60 2.4"x24"  
15x **30**



**Gradino Lineare Costa Retta**  
Step  
30x120x3 12"x48"x1.2"  
2x **189** \*



**Angolare Costa Retta**  
Corner Step  
30x120x3 12"x48"x1.2"  
2x   
Angolare DX **190** \*  
Angolare SX **190** \*  
Angolare DX/SX **204** \*



Guarda la tabella completa  
dei pezzi speciali a pagina 370  
View the complete special  
trim table at page 370

\* Vendita su ordinazione.  
Available upon request.


**POSA CONSIGLIATA 1/3 MINIMO 2 MM DI FUGA**  
SUGGESTED LAYING 1/3 MINIMUM 2 MM OF JOINT

**POSA SCONSIGLIATA 1/2 SENZA FUGA**  
NOT RECOMMENDED LAYING 1/2 WITHOUT JOINT

Attenzione: prodotto stonalizzato.  
Si consiglia di miscelare il materiale durante la posa prelevando  
le piastrelle da diverse scatole.  
Attention: highly shaded material.  
We advise to lay material mixing tiles from different boxes.

PLANET	pcs/box	mq/box	kg/box	box/pallet	mq/pallet	kg/pallet
30x120 12"x48" Rectified R10	3	1,08	22,05	48	51,84	1073,00
20x120 8"x48" Rectified R10	5	1,20	24,41	48	57,60	1187,00

GRES PORCELLANATO SMALTATO GLAZED PORCELAIN TILE



~ Planet Olmo 20x120




# LIMEBLEND

PAVIMENTO E RIVESTIMENTO FLOOR AND WALL TILE




WHITE




DENIM



MILK



MOSS



RUST

GRES PORCELLANATO SMALTATO GLAZED PORCELAIN TILE



FORMATI SIZES



30x90  
12"x36"  
Rectified

# LIMBLEND

↳ Limeblend Milk 30x90 . Wave Milk 30x90 / Floor Limeblend Milk 60x120





# LIMEBLEND

◀ Limeblend Wave Moss 30x90 . Milk 30x90 / Floor Limeblend Moss 60x120



^ Limeblend Wave Rust 30x90 / Floor Limeblend Rust 60x120

# LIMEBLEND

Limeblend Wave Denim 30x90 / Floor Limeblend Denim 30x90 >



^ Limeblend White 30x90 . Wave White 30x90 / Floor Limeblend White 60x120



# LIMEBLEND

± 8 mm




30x90 12"x36"  
8004737 Limeblend Milk **10 Printings**  
5x **148**



30x90 12"x36"  
8004738 Limeblend Rust **10 Printings**  
5x **148**




30x90 12"x36"  
8004741 Limeblend Wave Milk \* **3 Printings \* MIX**  
5x **149**



30x90 12"x36"  
8004743 Limeblend Wave Rust \* **3 Printings \* MIX**  
5x **149**



30x90 12"x36"  
8004736 Limeblend Moss **10 Printings**  
5x **148**



30x90 12"x36"  
8004740 Limeblend Wave Moss \* **3 Printings \* MIX**  
5x **149**

## GRES PORCELLANATO SMALTATO GLAZED PORCELAIN TILE




30x90 12"x36"  
8004744 Limeblend White **10 Printings**  
5x **148**



30x90 12"x36"  
8004735 Limeblend Denim **10 Printings**  
5x **148**



30x90 12"x36"  
8004742 Limeblend Wave White \* **3 Printings \* MIX**  
5x **149**



30x90 12"x36"  
8004739 Limeblend Wave Denim \* **3 Printings \* MIX**  
5x **149**

\* **MIX**

I decori sono soggetti misti e sono inscatolati in modo casuale.  
Decorations are mixed subjects and are randomly packed.


\* Posa consigliata con fuga 2 mm. La ripresa grafica tra i decori può avere una tolleranza contenuta in 2 cm.  
Recommended installation with 2 mm joint. The tile graphic between the decorations can have a tolerance included in 2 cm.

## PAVIMENTI ABBINATI MATCHING FLOOR TILES

GRES PORCELLANATO SMALTATO GLAZED PORCELAIN TILES

ABSOLUTE  
ATLANTICA  
AXIS  
BOSTON  
COOL  
DOVER  
LIMEBLEND  
MOONSTONE  
PLANET  
SANCTUARY  
SHELLSTONE  
STAR  
STORICA  
THEATRO  
THEORY  
TIME  
TONGASS  
WALES

LIMEBLEND	pcs/box	mq/box	kg/box	box/pallet	mq/pallet	kg/pallet
30x90 12"x36" Rectified	5	1,35	23,80	48	64,80	1142,40
30x90 12"x36" Decoro Wave Rectified	5	1,35	23,80	48	64,80	1142,40



# URBAN

PAVIMENTO E RIVESTIMENTO FLOOR AND WALL TILE



WHITE



GREY



MINT



MUD



SAND

GRES PORCELLANATO SMALTATO GLAZED PORCELAIN TILE



FORMATI SIZES



30x90  
12"x36"  
Rectified

# URBAN

Urban Mint 30x90 . Scratch Sage 30x90 / Floor Absolute Grey 60x120 >



^ Urban Grey 30x90 . Botanical Ice 30x90 / Floor Absolute Smoke 60x120



# URBAN

Urban Sand 30x90 . Scratch Taupe 30x90 / Floor Tongass Brown 20x120





# URBAN

◀ Urban Sand 30x90 . Botanical Ivory 30x90 / Floor Absolute Taupe 60x120



^ Urban White 30x90 . Painted 30x90

# URBAN

± 8 mm



30x90 12"x36"  
8002706 Urban White

10 Printings  
5x 148



30x90 12"x36"  
8002707 Urban Sand

10 Printings  
5x 148



30x90 12"x36"  
8002709 Urban Grey

10 Printings  
5x 148



30x90 12"x36"  
8002708 Urban Mud

10 Printings  
5x 148



30x90 12"x36"  
8002710 Urban Mint

10 Printings  
5x 148



30x90 12"x36"  
8002714 Urban Scratch Taupe

1 Printing  
5x 149



30x90 12"x36"  
8002715 Urban Scratch Sage

1 Printing  
5x 149



30x90 12"x36"  
8002711 Urban Painted

3 Printings \*   
5x 149

\*

I decori sono soggetti misti e sono inscatolati in modo casuale.  
Decorations are mixed subjects and are randomly packed.

\* Posa consigliata con fuga 2 mm. La ripresa grafica tra i decori può avere una tolleranza contenuta in 2 cm.  
Recommended installation with 2 mm joint. The tile graphic between the decorations can have a tolerance included in 2 cm.

GRES PORCELLANATO SMALTATO GLAZED PORCELAIN TILE



30x90 12"x36"  
8002712 Urban Botanical Ivory \*

3 Printings \*   
5x 149



30x90 12"x36"  
8002713 Urban Botanical Ice \*

3 Printings \*   
5x 149

## PAVIMENTI ABBINATI MATCHING FLOOR TILES

GRES PORCELLANATO SMALTATO GLAZED PORCELAIN TILES

ABSOLUTE  
ATLANTICA  
AXIS  
BOSTON  
COOL  
DOVER  
LIMEBLEND  
MOONSTONE  
PLANET  
SANCTUARY  
SHELLSTONE  
STORICA  
THEATRO  
THEORY  
TIME  
TONGASS  
WALES

URBAN	pcs/box	mq/box	kg/box	box/pallet	mq/pallet	kg/pallet
30x90 12"x36" Rectified	5	1,35	23,80	48	64,80	1142,40
30x90 12"x36" Painted Rectified	5	1,35	23,80	48	64,80	1142,40
30x90 12"x36" Botanical Rectified	5	1,35	23,80	48	64,80	1142,40
30x90 12"x36" Scratch Rectified	5	1,35	23,80	48	64,80	1142,40



# ABSOLUTE

PAVIMENTO E RIVESTIMENTO FLOOR AND WALL TILE



IVORY



ICE



GREY



TAUPE

GRES PORCELLANATO SMALTATO GLAZED PORCELAIN TILE



FORMATI SIZES



30x90  
12"x36"  
Rectified

# ABSOLUTE

~ Absolute Ivory 30x90 . Righe Earth 30x90 / Floor Planet Noce 20x120



# ABSOLUTE

◀ Absolute Decoro Pine Grey 30x90 . Grey 30x90



^ Absolute Ice 30x90 . Muretto Silver 30x90 / Floor Absolute Cement Smoke 80x80

# ABSOLUTE

Absolute Decoro Corten 30x90 . Wood Taupe 20x120 / Floor Absolute Wood Ivory 20x120 >



^ Absolute Decoro Tetrys 30x90 / Floor Absolute Wood White 20x120



# ABSOLUTE




± 8 mm



30x90 12"x36"  
8000112 Absolute Ivory **10 Printings**  
5x **148**



30x90 12"x36"  
8000111 Absolute Ice **10 Printings**  
5x **148**



30x90 12"x36"  
8000114 Absolute Taupe **10 Printings**  
5x **148**



30x90 12"x36"  
8000110 Absolute Grey **10 Printings**  
5x **148**



30x90 12"x36"  
8000108 Absolute Decoro Corten \* **2 Printings \* MIX**  
5x **149**



30x90 12"x36"  
8000113 Absolute Muretto Silver \* **2 Printings \* MIX**  
5x **149**



30x90 12"x36"  
8000195 Absolute Decoro Pine Taupe **4x** **193**



30x90 12"x36"  
8000194 Absolute Decoro Pine Grey **4x** **193**

## GRES PORCELLANATO SMALTATO GLAZED PORCELAIN TILE



30x90 12"x36"  
8000109 Absolute Righe Earth \* **3 Printings \* MIX**  
5x **149**



30x90 12"x36"  
8000115 Absolute Decoro Tetrys \* **3 Printings \* MIX**  
5x **149**

### PAVIMENTI ABBINATI MATCHING FLOOR TILES

GRES PORCELLANATO SMALTATO GLAZED PORCELAIN TILES

- ABSOLUTE
- ATLANTICA
- AXIS
- BOSTON
- COOL
- DOVER
- LIMEBLEND
- MOONSTONE
- PLANET
- SANCTUARY
- SHELLSTONE
- STORICA
- THEATRO
- THEORY
- TIME
- TONGASS
- WALES

\* Vendita tassativa a scatole complete Sale in full boxes only

\* **MIX**

I decori sono soggetti misti e sono inscatolati in modo casuale.  
Decorations are mixed subjects and are randomly packed.

\* Posa consigliata con fuga 2 mm. La ripresa grafica tra i decori può avere una tolleranza contenuta in 2 cm.


Recommended installation with 2 mm joint. The tile graphic between the decorations can have a tolerance included in 2 cm.

ABSOLUTE	pcs/box	mq/box	kg/box	box/pallet	mq/pallet	kg/pallet
30x90 12"x36" Rectified	5	1,35	23,80	48	64,80	1142,40
30x90 12"x36" Decoro Tetrys Rectified	5	1,35	23,80	48	64,80	1142,40
30x90 12"x36" Righe Earth Rectified	5	1,35	23,80	48	64,80	1142,40
30x90 12"x36" Decoro Corten Rectified	5	1,35	23,80	48	64,80	1142,40
30x90 12"x36" Muretto Silver Rectified	5	1,35	23,80	48	64,80	1142,40
30x90 12"x36" Decoro Pine Rectified	4	1,08	-	20	-	-



# BOSTON

PAVIMENTO E RIVESTIMENTO FLOOR AND WALL TILE



WHITE



MUD



ICE



GREY

GRES PORCELLANATO SMALTATO GLAZED PORCELAIN TILE



FORMATI SIZES



30x90  
12"x36"  
Rectified

# BOSTON

✓ Boston Righe White 30x90 . White 30x90 . Boston Geomix 30x90 / Floor Boston Ash 60x120



# BOSTON

< Boston Decoro Soffioni Ice 30x90 . Righe Ice 30x90 . Ice 30x90 / Floor Boston Grey 60x60



^ Boston Decoro Soffioni White 30x90

# BOSTON

Boston Righe Mud 30x90 . Geomix 30x90 / Floor Boston Mud 60x60 >



^ Boston Righe Grey 30x90 . Grey 30x90 / Floor Boston Grey 60x120



# BOSTON




± 8 mm




30x90 12"x36"  
8000283 Boston White **10 Printings**  
5x **148**



30x90 12"x36"  
8000280 Boston Ice **10 Printings**  
5x **148**



30x90 12"x36"  
8000282 Boston Mud **10 Printings**  
5x **148**



30x90 12"x36"  
8000279 Boston Grey **10 Printings**  
5x **148**



30x90 12"x36"  
8000859 Boston Righe White \* **10 Printings \* MIX**  
5x **149**



30x90 12"x36"  
8000857 Boston Righe Ice \* **10 Printings \* MIX**  
5x **149**



30x90 12"x36"  
8000858 Boston Righe Mud \* **10 Printings \* MIX**  
5x **149**



30x90 12"x36"  
8000856 Boston Righe Grey \* **10 Printings \* MIX**  
5x **149**



30x90 12"x36"  
8000333 Boston Decoro Soffioni White **4x TERZO PACCO \* 180**



30x90 12"x36"  
8000332 Boston Decoro Soffioni Ice **4x TERZO PACCO \* 180**

## GRES PORCELLANATO SMALTATO GLAZED PORCELAIN TILE



30x90 12"x36"  
8000281 Boston Geomix \* **3 Printings \* MIX**  
5x **149**

\* **MIX**

I decori sono soggetti misti e sono inscatolati in modo casuale.  
Decorations are mixed subjects and are randomly packed.

### PAVIMENTI ABBINATI MATCHING FLOOR TILES

GRES PORCELLANATO SMALTATO GLAZED PORCELAIN TILES

ABSOLUTE  
ATLANTICA  
AXIS  
BOSTON  
COOL  
DOVER  
LIMEBLEND  
MOONSTONE  
PLANET  
SANCTUARY  
SHELLSTONE  
STORICA  
THEATRO  
THEORY  
TIME  
TONGASS  
WALES

\* Vendita tassativa a scatole complete Sale in full boxes only


\* Posa consigliata con fuga 2 mm. La ripresa grafica tra i decori può avere una tolleranza contenuta in 2 cm.  
Recommended installation with 2 mm joint. The tile graphic between the decorations can have a tolerance included in 2 cm.

BOSTON	pcs/box	mq/box	kg/box	box/pallet	mq/pallet	kg/pallet
30x90 12"x36" Rectified	5	1,35	23,80	48	64,80	1142,40
30x90 12"x36" Righe Rectified	5	1,35	23,80	48	64,80	1142,40
30x90 12"x36" Geomix Rectified	5	1,35	23,80	48	64,80	1142,40
30x90 12"x36" Decoro Soffioni Rectified	4	1,08	-	20	-	-



# COOL

PAVIMENTO E RIVESTIMENTO FLOOR AND WALL TILE



GRES PORCELLANATO SMALTATO GLAZED PORCELAIN TILE



FORMATI SIZES



30x90  
12"x36"  
Rectified

# COOL

✓ Cool Coral 30x90 . Circle Autumn 30x90 / Floor Cool Steel 60x60





# COOL

< Cool Ghost . Steel . Shadow . Almond . Coral . Ocean . Desert . Forest 30x90 / Floor Cool Almond 60x60



^ Cool Decoro Leaf Autumn 30x90 / Floor Cool Ocean 60x120

# COOL

Cool Decoro Leaf Winter 30x90 / Floor Cool Almond 60x120 >



^ Cool Circle Winter 30x90 / Floor Cool Steel 60x120



± 8 mm



30x90 12"x36"  
8000380 Cool Ghost  
8 Printings  
5x 148



30x90 12"x36"  
8000376 Cool Almond  
8 Printings  
5x 148



30x90 12"x36"  
8000383 Cool Steel  
8 Printings  
5x 148



30x90 12"x36"  
8000382 Cool Shadow  
8 Printings  
5x 148



30x90 12"x36"  
8000379 Cool Forest  
8 Printings  
5x 148



30x90 12"x36"  
8000378 Cool Desert  
8 Printings  
5x 148



30x90 12"x36"  
8000381 Cool Ocean  
8 Printings  
5x 148



30x90 12"x36"  
8000377 Cool Coral  
8 Printings  
5x 148



30x90 12"x36"  
8000403 Cool Decoro Leaf Winter  
 4x \* 193



30x90 12"x36"  
8000402 Cool Decoro Leaf Autumn  
 4x \* 193



30x90 12"x36"  
8000401 Cool Circle Winter \*  
3 Printings \*   
5x 149



30x90 12"x36"  
8000400 Cool Circle Autumn \*  
3 Printings \*   
5x 149

\*

I decori sono soggetti misti e sono inscatolati in modo casuale.  
Decorations are mixed subjects and are randomly packed.

\* Posa consigliata con fuga 2 mm. La ripresa grafica tra i decori può avere una tolleranza contenuta in 2 cm.  
Recommended installation with 2 mm joint. The tile graphic between the decorations can have a tolerance included in 2 cm.

### PAVIMENTI ABBINATI MATCHING FLOOR TILES

GRES PORCELLANATO SMALTATO GLAZED PORCELAIN TILES

- ABSOLUTE
- ATLANTICA
- AXIS
- BOSTON
- COOL
- DOVER
- LIMEBLEND
- MOONSTONE
- PLANET
- SANCTUARY
- SHELLSTONE
- STORICA
- THEATRO
- THEORY
- TIME
- TONGASS
- WALES

\* Vendita tassativa a scatole complete Sale in full boxes only

COOL	pcs/box	mq/box	kg/box	box/pallet	mq/pallet	kg/pallet
30x90 12"x36" Rectified	5	1,35	23,80	48	64,80	1142,40
30x90 12"x36" Circle Rectified	5	1,35	23,80	48	64,80	1142,40
30x90 12"x36" Decoro Leaf Rectified	4	1,08	-	20	-	-

# I codici pezzi speciali

	Battiscopa Digitale Skirting			El. a L Monolitico R11 Monolithic L Element	Gradino Lineare Costa Retta Step		
	6x60 2.4"x24" 30 1.5x	6x80 2.4"x32" 48 8x	9,5x40 3.7"x16" 15 24x	15x30x4 6"x12"x1.6" 61 8x	33x120x3 13"x48"x1.2" 189 2x	30x120x3 12"x48"x1.2" 189 2x	20x120x3 8"x48"x1.2" 189 2x
ABS CEMENT GREY	8000151	8000163			8000177		
ABS CEMENT ICE	8000152	8000164			8001909		
ABS CEMENT IVORY	8000153	8000165			8001387		
ABS CEMENT SMOKE	8000154	8000166			8001572		
ABS CEMENT TAUPE	8000155	8000167			8002320		
ABS CEMENT WHITE	8000156	8000168			8000178		
ABS ELEMENT CORTEN	8000183				8002353		
ABS ELEMENT EARTH	8000184				8000186		
ABS ELEMENT PETROL	8000185				8001531		
ABS WOOD GREY	8000202						8002335
ABS WOOD ICE	8000203						8002334
ABS WOOD IVORY	8000204						8000208
ABS WOOD SMOKE	8000205						8002336
ABS WOOD TAUPE	8000206						8002333
ABS WOOD WHITE	8000207						8002332
ATLANTICA BIANCO AUTENTICO	8005143						8005149
ATLANTICA BIANCO ESSENZIALE	8005140						8005146
ATLANTICA DORATO AUTENTICO	8005145						8005151
ATLANTICA DORATO ESSENZIALE	8005142						8005148
ATLANTICA NATURALE AUTENTICO	8005144						8005150
ATLANTICA NATURALE ESSENZIALE	8005141						8005147
AXIS BIRCH	8000240			8000255		8000248	
AXIS MAPLE	8000241			8000256		8000249	
AXIS NUT	8000242			8000257		8000250	
AXIS OAK	8000243			8000258		8000251	
BOSTON ASH	8000293	8000298			8000316		
BOSTON GREY	8000294	8000299			8000317		
BOSTON MUD	8000295	8000300			8000318		
BOSTON WHITE	8000296	8000301			8000319		
COOL ALMOND	8000395				8002375		
COOL GHOST	8000396				8001630		
COOL OCEAN	8000397				8002378		
COOL SHADOW	8000398				8002377		
COOL STEEL	8000399				8002267		
DOVER ANTRACITE	8004321				8004335		
DOVER BEIGE	8004324				8004338		
DOVER DARK	8004320				8004334		
DOVER HAVANA	8004323				8004337		
DOVER WHITE	8004322				8004336		
IMPERIUM COTTON	8000514				8002470		
IMPERIUM CREAM	8000515				8002471		
IMPERIUM SILVER	8000516				8002472		
LIMBLEND BROWN	8004833				8004841		
LIMBLEND CARBON	8004829				8004837		
LIMBLEND DENIM	8004828				8004836		
LIMBLEND GREY	8004827				8004835		
LIMBLEND MILK	8004830				8004838		
LIMBLEND MOSS	8004831				8004839		
LIMBLEND RUST	8004832				8004840		
LIMBLEND WHITE	8004826				8004834		
MOONSTONE BEIGE	8002165				8002282		
MOONSTONE DARK	8002166				8002281		
MOONSTONE GREY	8002164				8002280		
MOONSTONE WHITE	8002163				8002279		

# I codes special trims

	Angolare Costa Retta DX Corner Step		Angolare Costa Retta SX Corner Step		Angolare Costa Retta DX/SX Corner Step	
	33x120x3 13"x48"x1.2" 190 2x	30x120x3 12"x48"x1.2" 190 2x	33x120x3 13"x48"x1.2" 190 2x	30x120x3 12"x48"x1.2" 190 2x	33x120x3 13"x48"x1.2" 204 2x	30x120x3 12"x48"x1.2" 204 2x
ABS CEMENT GREY	8000176				8002330	
ABS CEMENT ICE	8001908				8002329	
ABS CEMENT IVORY	8002318				8000179	
ABS CEMENT SMOKE	8001756				8001755	
ABS CEMENT TAUPE	8002319				8002324	
ABS CEMENT WHITE	8002317				8002321	
ABS ELEMENT CORTEN	8002357				8002354	
ABS ELEMENT EARTH	8002356				8000187	
ABS ELEMENT PETROL	8002358				8002355	
ABS WOOD GREY	8002345				8002340	
ABS WOOD ICE	8002344				8002339	
ABS WOOD IVORY	8002342				8002337	
ABS WOOD SMOKE	8002346				8002341	
ABS WOOD TAUPE	8002343				8002338	
ABS WOOD WHITE	8001536				8001537	
ATLANTICA BIANCO AUTENTICO		8005155			8005161	
ATLANTICA BIANCO ESSENZIALE		8005152			8005158	
ATLANTICA DORATO AUTENTICO		8005157			8005163	
ATLANTICA DORATO ESSENZIALE		8005154			8005160	
ATLANTICA NATURALE AUTENTICO		8005156			8005162	
ATLANTICA NATURALE ESSENZIALE		8005153			8005159	
AXIS BIRCH		8000245			8000252	
AXIS MAPLE		8000246			8000253	
AXIS NUT		8001388			8000254	
AXIS OAK		8000247			8004622	
BOSTON ASH	8000312				8000320	
BOSTON GREY	8000313				8000321	
BOSTON MUD	8000314				8000322	
BOSTON WHITE	8000315				8000323	
COOL ALMOND	8002381				8002386	
COOL GHOST	8002382				8002387	
COOL OCEAN	8002383				8002388	
COOL SHADOW	8002384				8002322	
COOL STEEL	8002385				8002389	
DOVER ANTRACITE	8004340				8004345	
DOVER BEIGE	8004343				8004348	
DOVER DARK	8004339				8004344	
DOVER HAVANA	8004342				8004347	
DOVER WHITE	8004341				8004346	
IMPERIUM COTTON	8002480				8002483	
IMPERIUM CREAM	8002481				8002484	
IMPERIUM SILVER	8002482				8002485	
LIMBLEND BROWN	8004849				8004857	
LIMBLEND CARBON	8004845				8004853	
LIMBLEND DENIM	8004844				8004852	
LIMBLEND GREY	8004843				8004851	
LIMBLEND MILK	8004846				8004854	
LIMBLEND MOSS	8004847				8004855	
LIMBLEND RUST	8004848				8004856	
LIMBLEND WHITE	8004842				8004850	
MOONSTONE BEIGE	8002286				8002290	
MOONSTONE DARK	8002285				8002289	
MOONSTONE GREY	8002284				8002288	
MOONSTONE WHITE	8002283				8002287	

# I codici pezzi speciali

	Battiscopa Digitale Skirting			El. a L. Monolitico R11 Monolithic L Element	Gradino Lineare Costa Retta Step		
	6x60 2.4"x24" 30 1.5x	6x80 2.4"x32" 48 8x	9,5x40 3.7"x16" 15 24x	15x30x4 6"x12"x1.6" 61 8x	33x120x3 13"x48"x1.2" 189 2x	30x120x3 12"x48"x1.2" 189 2x	20x120x3 8"x48"x1.2" 189 2x
ORIGIN GREY	8000768						
ORIGIN SAND	8000769						
ORIGIN WHITE	8000770						
PLANET CENERE	8000832					8000838	
PLANET NOCE	8000833					8001538	
PLANET OLMO	8000834					8000839	
PLANET ROVERE	8000835					8000840	
SANCTUARY BLUE	8002206				8002218		
SANCTUARY GREY	8002205				8002217		
SANCTUARY MINT	8002207				8002219		
SANCTUARY SAND	8002208				8002220		
SANCTUARY WHITE	8002204				8002216		
SHELLSTONE SHELLAMBER	8000905				8002454		
SHELLSTONE SHELLDARK	8000906				8002455		
SHELLSTONE SHELLGREY	8000907				8002456		
SHELLSTONE SHELLWHITE	8000908				8001628		
STAR BLACK	8000927				8002440		
STAR GREIGE	8000928				8002441		
STAR GREY	8000929				8002442		
STAR WHITE	8000930				8002443		
THEATRO ANTHRACITE	8001488	8001711			8001492		
THEATRO BONE	8001490	8001709			8001494		
THEATRO GRAPHITE	8001489	8001710			8001493		
THEATRO WHITE	8001491	8001708			8001495		
THEORY BEIGE	8002034				8002104		
THEORY GREY	8002033				8002103		
THEORY WHITE	8002032				8002102		
TIME CLOUD	8001009	8001019			8001023		
TIME DARK	8001010	8001558			8002414		
TIME FOG	8001011	8001020			8001794		
TIME LAND	8001012	8001021			8001024		
TIME SAND	8001013	8001022			8001025		
TONGASS BLOND	8001047						8001425
TONGASS BROWN	8001048						8001520
TONGASS NATURAL	8001049						8001426
TONGASS WHITE	8001050						8001427
WALES ANTHRACITE	8001454				8001483		
WALES BEIGE	8001456				8001481		
WALES GREY	8001455				8001482		
WALES WHITE	8001457				8001480		

# I codes special trims

	Angolare Costa Retta DX Corner Step		Angolare Costa Retta SX Corner Step		Angolare Costa Retta DX/SX Corner Step	
	33x120x3 13"x48"x1.2" 190 2x	30x120x3 12"x48"x1.2" 190 2x	33x120x3 13"x48"x1.2" 190 2x	30x120x3 12"x48"x1.2" 190 2x	33x120x3 13"x48"x1.2" 204 2x	30x120x3 12"x48"x1.2" 204 2x
ORIGIN GREY						
ORIGIN SAND						
ORIGIN WHITE						
PLANET CENERE		8000836		8000841		8002428
PLANET NOCE		8002434		8002435		8002431
PLANET OLMO		8002178		8002436		8002432
PLANET ROVERE		8000837		8000842		8001479
SANCTUARY BLUE	8002223		8002228		8002233	
SANCTUARY GREY	8002222		8002227		8002232	
SANCTUARY MINT	8002224		8002229		8002234	
SANCTUARY SAND	8002225		8002230		8002235	
SANCTUARY WHITE	8002221		8002226		8002231	
SHELLSTONE SHELLAMBER	8002460		8001563		8002466	
SHELLSTONE SHELLDARK	8002461		8002457		8002467	
SHELLSTONE SHELLGREY	8002464		8002458		8002468	
SHELLSTONE SHELLWHITE	8002465		8002459		8002469	
STAR BLACK	8002448		8002444		8002326	
STAR GREIGE	8002449		8002445		8002395	
STAR GREY	8002450		8002446		8002433	
STAR WHITE	8002452		8002447		8002473	
THEATRO ANTHRACITE	8002401		8002404		8002398	
THEATRO BONE	8002399		8002402		8002396	
THEATRO GRAPHITE	8002400		8002403		8002397	
THEATRO WHITE	8002106		8002107		8002105	
THEORY BEIGE	8002118		8002121		8002124	
THEORY GREY	8002117		8002120		8002123	
THEORY WHITE	8002116		8002119		8002122	
TIME CLOUD	8001422		8001423		8001421	
TIME DARK	8002419		8002423		8002415	
TIME FOG	8002420		8001986		8002416	
TIME LAND	8002421		8002424		8002417	
TIME SAND	8002422		8002425		8002418	
TONGASS BLOND		8002486		8002489		8002492
TONGASS BROWN		8002487		8002490		8002493
TONGASS NATURAL		8001468		8002268		8001424
TONGASS WHITE		8002488		8002491		8002494
WALES ANTHRACITE	8002408		8002411		8002405	
WALES BEIGE	8002410		8002413		8002407	
WALES GREY	8002409		8002412		8002406	
WALES WHITE	8001671		8001672		8001670	

## I codici pezzi speciali codes special trims

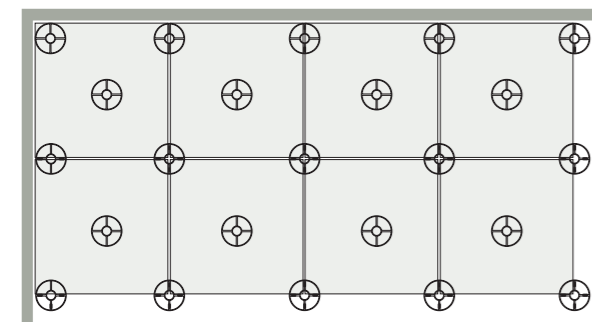
	Battiscopa Digitale Skirting 6x60 2.4"x24" <b>30</b> 15x	5x60 2"x24" <b>30</b> 14x	9,5x40 3.7"x16" <b>15</b> 24x	7,5x50 3"x20" <b>21</b> 26x	El. a L Monolitico R11 Monolithic L Element 15x30x4 6"x12"x1.6" <b>61</b> 8x
GARDEN BEIGE			8000454		8000462
GARDEN BIANCO			8000455		8000463
GARDEN GRIGIO			8000456		8000480
GARDEN ROSSO			8000457		8000481
HARBOR BEIGE			8004909		8004902
HARBOR GREY			8004908		8004901
HARBOR RUST			8004910		8004903
HARBOR WHITE			8004907		8004900
REIMS BEIGE				80002539	80002543
REIMS BIANCO				80002540	80002544
REIMS COTTO				80002542	80002546
REIMS GRIGIO				80002541	80002545
STONEWAVE BLACK	8000951				8000955
STONEWAVE GREIGE	8000952				8000956
STONEWAVE GREY	8000953				8000957
STONEWAVE WHITE	8000954				8000958
STORICA BEIGE		8004989			8004992
STORICA BIANCO		8004987			8004990
STORICA GRIGIO		8004988			8004991
VIA VERDI BEIGE				8001148	8001151
VIA VERDI GRIGIO				8001149	8001152
VIA VERDI MUSCHIO				8001150	8001153

## I posa sopraelevata installation onto flat surfaces (raised laying)

Ad oggi non esiste una normativa specifica per i pavimenti sopraelevati da esterno, si rimanda pertanto al professionista progettista un'attenta valutazione dei requisiti del progetto. Ceramiche Mariner suggerisce l'utilizzo di supporti aggiuntivi sotto le piastrelle (5° supporto centrale), come da schema sotto riportato.

Posa sopraelevata 60x60  $\pm$  2 cm

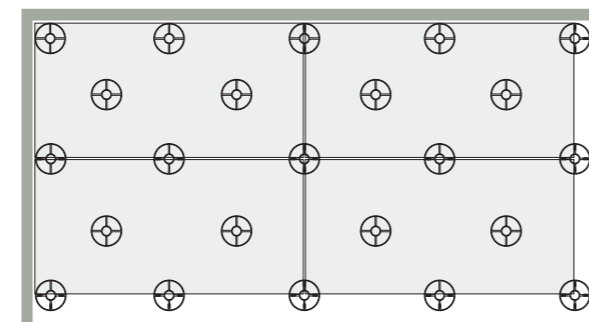
24"x24"  $\pm$  3/4" Installation onto flat surfaces (raised laying)



To date, there is no existing regulatory standard regarding outdoor raised floors. Therefore, the Customer/Designer/Project Manager has to arrange for a careful assessment of the project and its requirements. Ceramiche Mariner recommends the adoption of additional supports under the tiles (5th central support), as per diagram below.

Posa sopraelevata 60x120  $\pm$  2 cm

24"x48"  $\pm$  3/4" Installation onto flat surfaces (raised laying)



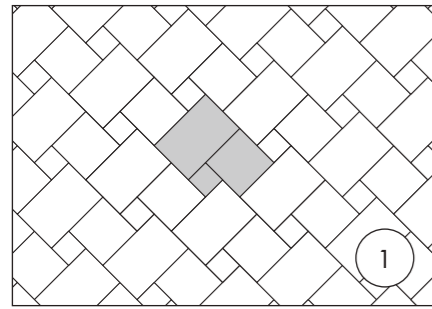
## caratteristiche tecniche technical features

GRES PORCELLANATO SMALTATO GLAZED PORCELAIN TILE

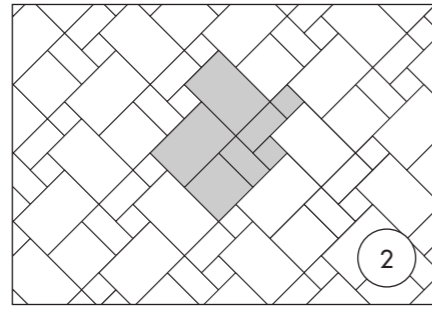
NORMA DI RIFERIMENTO SPECIFICATION REFERENCE ISO 13006/EN14411 APPENDICE G Bla GL

CARATTERISTICA TECNICA TECHNICAL FEATURE CARACTÉRISTIQUE TECHNIQUE TECHNISCHE EIGENSCHAFT	TEST METHOD	CERAMICHE MARINER
<b>LUNGHEZZA E LARGHEZZA</b>   LENGTH AND WIDTH LONGUEUR ET LARGEUR   LÄNGE UND BREITE		<b>CONFORME</b>   COMPLIANT CONFORME   ENTSPRICHT DEN ANFORDERUNGEN
<b>SPESSORE</b>   THICKNESS   ÉPAISSEUR   STÄRKE		
<b>RETTILINEITÀ SPIGOLI</b>   STRAIGHTNESS OF SIDES RECTITUDE DES ARÊTES   KANTENGERADHEIT		
<b>ORTOGONALITÀ</b>   RECTANGULARITY ORTHOGONALITÉ   RECHTWINKLIGKEIT	UNI EN ISO 10545-2	
<b>PLANARITÀ</b>   SURFACE FLATNESS PLANÉITÉ   EBENFLÄCHIGKEIT		
<b>ASPETTO</b>   ASPECT   APPARANCE   AUSSEHEN		
<b>ASSORBIMENTO D'ACQUA</b>   WATER ABSORPTION ABSORPTION D'EAU   WASSERAUFNAHME	UNI EN ISO 10545-3	≤ 0,5%
<b>MODULO DI ROTTURA</b>   MODULUS OF RUPTURE MODULE DE RUPTURE   BIEGEFESTIGKEIT	UNI EN ISO 10545-4	≥ 35 N/mm <sup>2</sup>
<b>SFORZO DI ROTTURA</b>   BREAKING STRENGTH FORCE DE RUPTURE   BRUCHKRAFT		≥ 1300 N
<b>DETERMINAZIONE DELLA RESISTENZA ALL'URTO</b> DETERMINATION OF IMPACT RESISTANCE RÉSISTANCE AUX CHOCS   BESTIMMUNG DER SCHLAGFESTIGKEIT	UNI EN ISO 10545-5	0,90
<b>RESISTENZA ALL'ABRASIONE (METODO PEI)</b> ABRASION RESISTANCE (PEI-METHOD) RÉSISTANCE À L'ABRASION (MÉTHODE PEI) WIDERSTAND G. OBERFLÄCHENVERSCHLEISS (NACH PEI-METHODE)	UNI EN ISO 10545-7	<b>DA 3 A 5 IN BASE AL COLORE</b> FROM 3 TO 5, ACCORDING TO COLOR DE 3 À 5, SELON COULEUR VON 3 ZU 5, JE NACHDEM FARBE
<b>COEFFICIENTE DI DILATAZIONE TERMICA LINEARE</b> THERMAL EXPANSION COEFFICIENT COEFFICIENT DE DILATATION THERMIQUE LINÉAIRE LINEARER WÄRMEAUSSDEHNUNGSKOEFFIZIENT	UNI EN ISO 10545-8	(5,7÷5,9) X 10 <sup>-6</sup> /°C
<b>RESISTENZA AGLI SBALZI TERMICI</b> THERMAL SHOCK RESISTANCE RÉSISTANCE AUX ÉCARTS DE TEMPERATURE WIDERSTANDSFÄHIGKEIT GEGEN TEMPERATURSCHWANKUNGEN	UNI EN ISO 10545-9	<b>RESISTENTE</b>   RESISTANT RÉSISTANT   BESTÄNDIG
<b>DETERMINAZIONE DELLA DILATAZIONE DOVUTA ALL'UMIDITÀ</b> DETERMINATION OF DILATATION DUE TO HUMIDITY DILATATION DUE À L'HUMIDITÉ   FEUCHTIGKEITSBESTÄNDIGKEIT	UNI EN ISO 10545-10	0,0 mm/m
<b>DETERMINAZIONE DELLA RESISTENZA AL CAVILLO</b> DETERMINATION OF CRAZING RESISTANCE RÉSISTANCE CRAQUELAGE   HAARRISSBESTÄNDIGKEIT	UNI EN ISO 10545-11	<b>RESISTENTE</b>   RESISTANT RÉSISTANT   BESTÄNDIG
<b>RESISTENZA AL GELO</b>   FROST RESISTANCE RÉSISTANCE AU GEL   FROSTBESTÄNDIGKEIT	UNI EN ISO 10545-12	<b>INGELIVO</b>   FROST-RESISTANT RÉSISTANT AU GEL   FROSTBESTÄNDIG
<b>RESISTENZA AI PRODOTTI CHIMICI DI USO DOMESTICO E SALI PER PISCINA</b>   RESISTANCE TO CHEMICALS FOR HOUSEHOLD USE AND SWIMMING POOL   SALTS/RESISTANCE AUX PRODUITS CHIMIQUES D'USAGE DOMESTIQUE ET SELS POUR PISCINE   BESTÄNDIGKEIT GEGEN HAUSHALTSCHIMIKALIEN UND ZUSÄTZE FÜR SCHWIMMBÄDER	UNI EN ISO 10545-13	<b>A</b>
<b>RESISTENZA AGLI ACIDI E ALLE BASI</b> RESISTANCE TO ACIDS AND BASES RÉSISTANCE AUX ACIDES ET AUX BASES SÄURE- UND LAUGENBESTÄNDIGKEIT		<b>MINIMO CLASSE B</b>   MINIMUM CLASS B MINIMUM CLASS B   MINIMUM KLASS B
<b>RESISTENZA ALLE MACCHIE</b>   STAIN RESISTANCE RÉSISTANCE AUX TÂCHES   FLECKENBESTÄNDIGKEIT	UNI EN ISO 10545-14	<b>MINIMO CLASSE 3</b>   MINIMUM CLASS 3 MINIMUM CLASS 3   MINIMUM KLASS 3
<b>RESISTENZA ALLO SCIVOLAMENTO</b> SLIP RESISTANCE RÉSISTANCE AU GLISSEMENT BESTIMMUNG DER RUTSCHFESTIGKEIT	DIN EN 16165 ANNEX A (NA.1) BAREFOOT RAMP TEST DIN EN 16165 ANNEX B (NA.2) SHOD RAMP TEST C.o.F B.C.R./D.M. 236 14/6/89 DIGITAL TRIBOMETER D.C.o.F	<b>IN BASE ALLA FINITURA</b> ACCORDING TO THE FINISH SELON LA FINITION JE NACHDEM OBERFLÄCHE
<b>REAZIONE AL FUOCO</b>   REACTION TO FIRE RÉACTION AU FEU   BRANDVERHALTEN	96/603/CE	A1 <sub>FL</sub> /A1

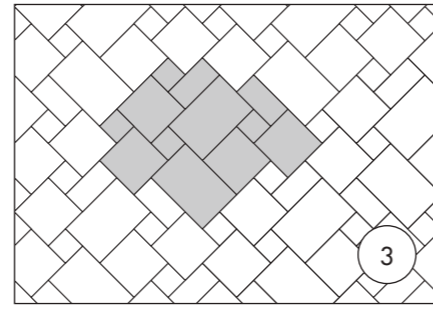
# I Suggestimenti di posa



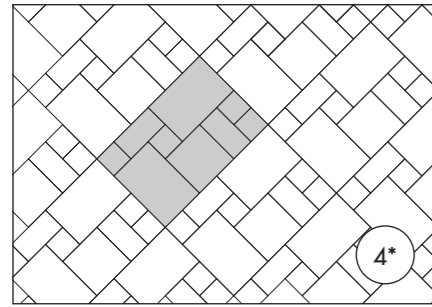
formati sizes	pz/modulo	%/mq	pz/mq
20x20	1	9	2,30
40x40	1	36	2,30
40x60	1	55	2,30



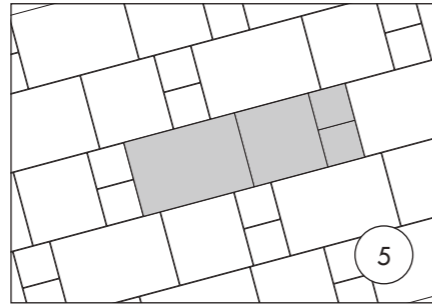
formati sizes	pz/modulo	%/mq	pz/mq
20x20	2	9	1,92
20x40	2	18	1,92
40x40	1	18	1
40x60	2	55	1,92



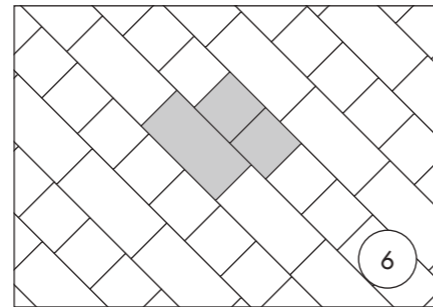
formati sizes	pz/modulo	%/mq	pz/mq
20x20	4	11	2,76
20x40	2	11	1,38
40x40	4	44,5	2,76
40x60	2	33,5	1,38



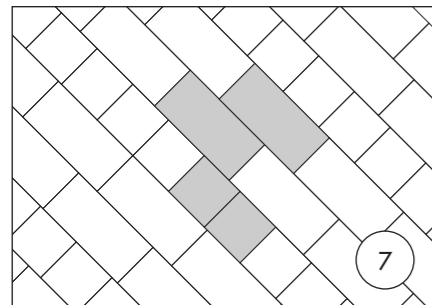
formati sizes	pz/modulo	%/mq	pz/mq
20x20	4	17	4,16
20x40	2	17	2,08
40x40	1	17	1,04
40x60	2	49	2,08



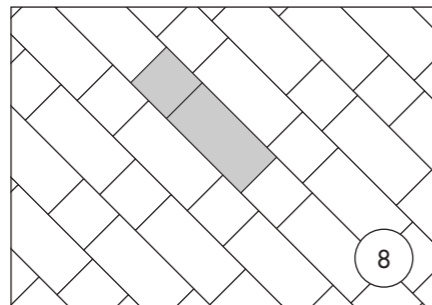
formati sizes	pz/modulo	%/mq	pz/mq
20x20	2	16,66	4,16
40x40	1	33,33	2,08
40x60	1	50	2,08



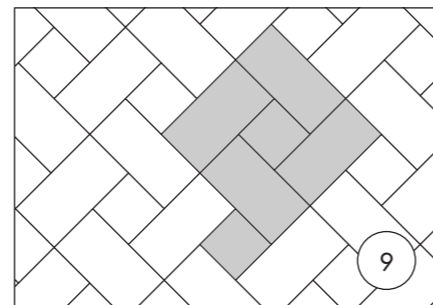
formati sizes	pz/modulo	%/mq	pz/mq
25x25	2	50	8
25x50	1	50	4
20x20	2	50	12,5
20x40	1	50	6,25



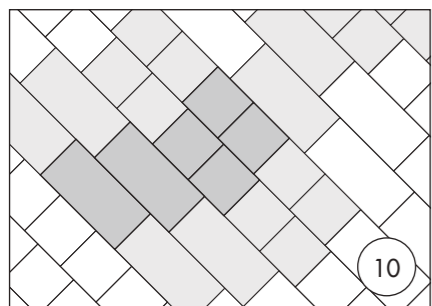
formati sizes	pz/modulo	%/mq	pz/mq
25x25	2	33	5,33
25x50	2	67	5,33
20x20	2	33	8,33
20x40	2	67	8,33




formati sizes	pz/modulo	%/mq	pz/mq
25x25	1	33	5,33
25x50	1	67	5,33
20x20	1	33	8,33
20x40	1	67	8,33



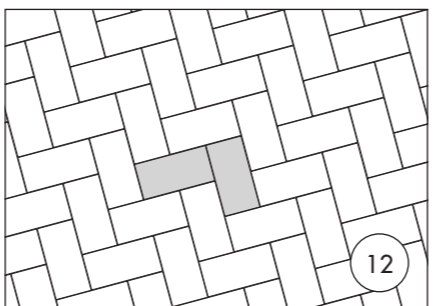
formati sizes	pz/modulo	%/mq	pz/mq
25x25	2	20	3,2
25x50	4	80	6,4
20x20	2	20	5
20x40	4	80	10



formati sizes	pz/modulo	%/mq	pz/mq
25x25	4	50	8
25x50	2	50	4

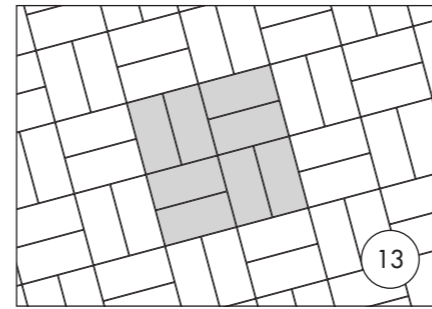


formati sizes	pz/modulo	%/mq	pz/mq
20x40	2	100	13

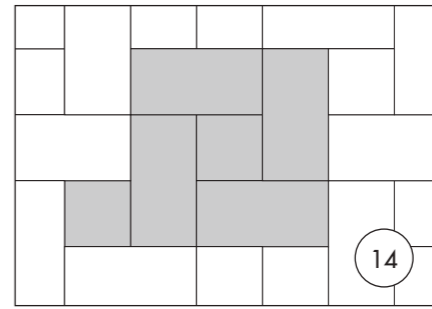


formati sizes	pz/modulo	%/mq	pz/mq
20x40	2	100	13

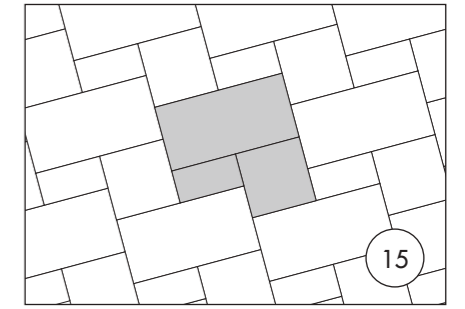
# I Laying suggestions



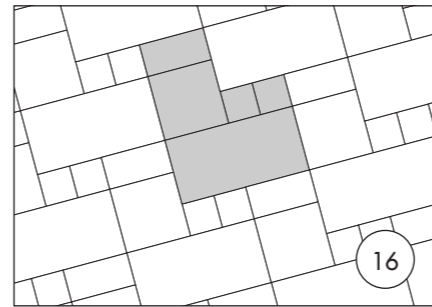
formati sizes	pz/modulo	%/mq	pz/mq
20x40	8	100	13



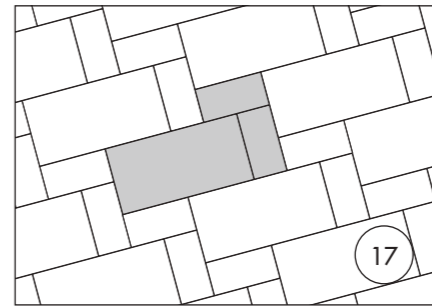
formati sizes	pz/modulo	%/mq	pz/mq
60x120	4	80	1,11
60x60	2	20	0,55



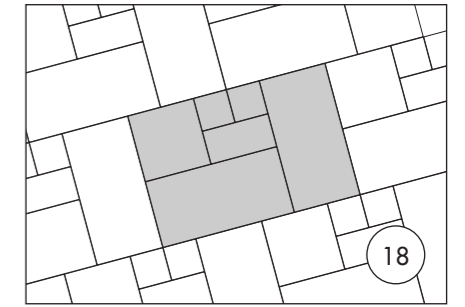
formati sizes	pz/modulo	%/mq	pz/mq
60x120	1	57,14	0,79
60x60	1	28,57	0,79
30x60	1	14,28	0,79



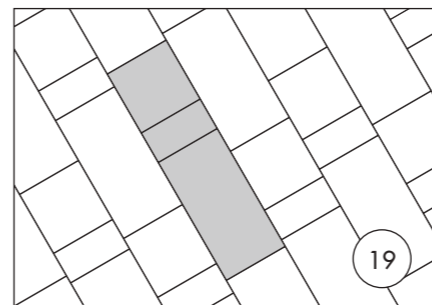
formati sizes	pz/modulo	%/mq	pz/mq
60x120	1	50	0,69
60x60	1	25	0,69
30x60	1	12,5	0,69
30x30	2	12,5	1,38



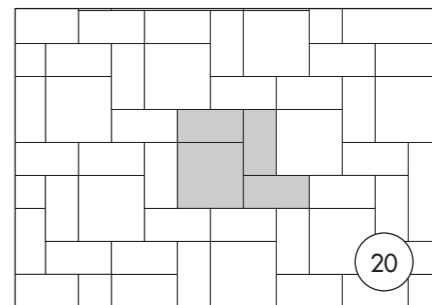
formati sizes	pz/modulo	%/mq	pz/mq
60x120	1	66,66	0,93
30x60	2	33,33	1,85



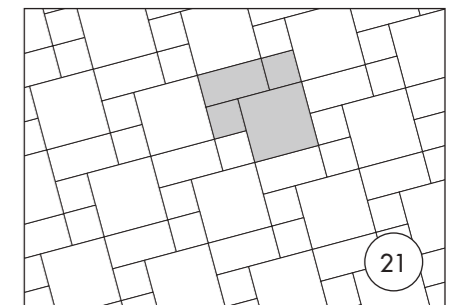
formati sizes	pz/modulo	%/mq	pz/mq
60x120	2	66,66	0,93
60x60	1	16,66	0,46
30x60	1	8,33	0,46
30x30	2	8,33	0,96



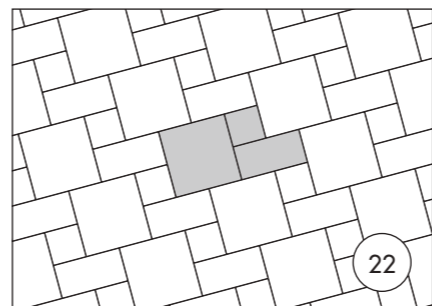
formati sizes	pz/modulo	%/mq	pz/mq
60x120	1	57,14	0,79
60x60	1	28,57	0,79
30x60	1	14,29	0,79



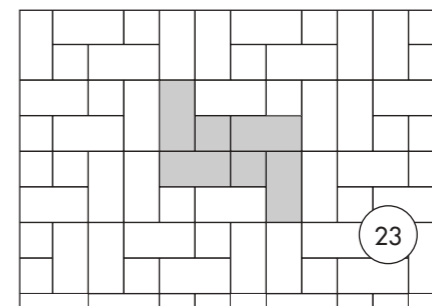
formati sizes	pz/modulo	%/mq	pz/mq
60x60	1	40	1,11
30x60	3	60	3,33



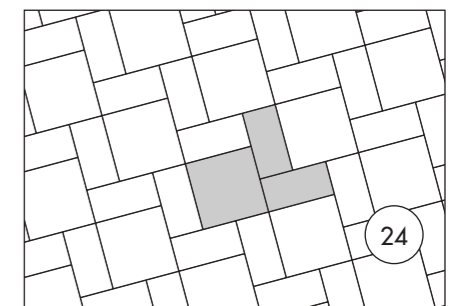
formati sizes	pz/modulo	%/mq	pz/mq
60x60	1	50	1,39
30x60	1	25	1,39
30x30	2	25	2,78



formati sizes	pz/modulo	%/mq	pz/mq
60x60	1	57,14	0,63
30x60	1	28,57	0,63
30x30	1	14,29	0,63



formati sizes	pz/modulo	%/mq	pz/mq
30x60	4	80	4,44
30x30	2	20	2,22



formati sizes	pz/modulo	%/mq	pz/mq
60x60	1	50	1,38
30x60	2	50	2,77

## condizioni generali di vendita

**OGGETTO DELLA FORNITURA.** La fornitura comprende esclusivamente quanto indicato nella conferma d'ordine. Eventuali caratteristiche e dati risultanti da cataloghi o illustrazioni sono sempre approssimativi ed è quindi facoltà della Venditrice apportare quelle variazioni che si ritenessero opportune senza obbligo di preavviso.

**ORDINI.** Sono sempre impegnativi per il Compratore: la Venditrice sarà vincolata solo dopo la conferma scritta. Si intende comunque che ogni ordine viene fatto con la completa accettazione da parte del Compratore di tutte le condizioni generali stabilite dalla Venditrice. Nell'ordinazione dovranno essere contemplati soltanto articoli di produzione corrente: non saranno comunque oggetto di conferma quei materiali per i quali la Venditrice in dipendenza di esigenze interne o di mercato, ha ritenuto opportuno sospendere la produzione. Ogni ordine deve essere inoltrato per iscritto, anche se, per ragioni di urgenze dovesse essere preceduto da comunicazione telefonica.

**TRATTATIVE.** Quanto contemplato nella conferma della Venditrice annulla eventuali accordi o trattative che non siano riportati nella conferma stessa.

**TERMINE DI CONSEGNA.** Decorre dalla data di conferma d'ordine e deve intendersi come approssimativo: esso non costituisce comunque condizione essenziale e può essere prorogato di diritto dalla Venditrice per cause indipendenti dalla proprio volontà.

**SPEDIZIONE.** La spedizione si intende effettuata al momento in cui la fornitura viene messa a disposizione dell'acquirente o all'atto della consegna al vettore. Sono ammesse spedizioni anche parziali senza che ciò debba costituire per il Cliente causa di ritardo.

**TRASPORTO.** La merce, salvo specifico patto contrario scritto, è sempre venduta franco Stabilimento Ceramiche Mariner S.P.A. e viaggia a rischio e pericolo del Compratore anche se la Venditrice si fosse assunta l'onere della consegna a domicilio. Il Compratore è tenuto a precisare al momento dell'ordine dettagliate modalità di trasporto: la Venditrice spedisce la merce col mezzo ritenuto più opportuno qualora mancassero preventive indicazioni al riguardo, senza che ciò costituisca per il Compratore motivo di reclamo.

**ASSICURAZIONE.** Se richiesta è sempre a carico dell'acquirente.

**IMBALLO.** Salvo accordi diversi, preventivamente accettati dalla Venditrice, l'imballo sarà sempre in cartoni: avvenuta la consegna all'acquirente o al vettore senza reclami o riserve, cessa ogni responsabilità della Venditrice. Gli Europallet verranno addebitati in fattura a 10,00 €/cad. con possibilità di reso, previa richiesta di autorizzazione, con trasporto a carico dell'acquirente.

**RECLAMI.** I reclami relativi ad eventuali ammanchi o rotture dovranno essere fatti esclusivamente al vettore: qualunque altro reclamo relativo alla natura e caratteristiche del materiale dovrà essere tempestivamente inoltrato alla Venditrice a mezzo lettera raccomandata, non oltre in ogni caso 10 gg. dal ricevimento della merce. Trascorso tale termine si intende che la merce è stata vista ed accettata nello stato in cui si trova.

**CARATTERISTICHE MATERIALI.** Le tonalità dei colori campiona-

ti hanno carattere puramente indicativo, così come la possibilità di ripetere tonalità precedentemente fornite, non rappresenta impegno per la fornitrice e motivo di reclamo per l'acquirente.

**GARANZIA.** La Venditrice garantisce la qualità di quanto fornito conformemente alle scelte richieste dal Compratore: si impegna a sostituire in pari quantità quei materiali che, a suo insindacabile giudizio, dovessero presentare difetti tali da non essere considerati conformi all'ordine, senza peraltro essere tenuta a risarcimento di danni diretti o indiretti di qualsiasi ragione. La garanzia non è trasferibile ed è valida soltanto nei confronti dell'acquirente cui è intestata la fattura di vendita.

**CONTESTAZIONI.** Nel modo più assoluto non saranno presi in esame i reclami riferenti a materiali già in opera. In ogni caso, anche qualora il Compratore ritenesse di poter vantare reclami o diritti, non sono ammissibili ritardi o sospensioni di pagamento in corso.

**INADEMPIENZE E INSOLVENZE.** In caso di mancato o ritardato pagamento totale o parziale, sarà facoltà della Venditrice risolvere in tutto o in parte qualsiasi contratto in atto, facendo valere ogni suo diritto.

**PREZZI.** Si intendono sempre riferiti al listino in vigore al momento della conferma della Venditrice. Sono sempre relativi a merce franco stabilimento e non comprendono quindi altri oneri come I.V.A bolli o tasse di qualsiasi natura, che saranno sempre a carico del Compratore.

**PAGAMENTI.** I pagamenti dovranno essere effettuati come indicati nella conferma d'ordine: a tutti gli effetti il luogo del pagamento resta fissato nella sede di Ceramiche Mariner S.P.A. anche se effettuati a mezzo di personale autorizzato, rimessa diretta, tratte autorizzate o effetti.

La Venditrice ha facoltà di porre in circolazione i titoli ricevuti in pagamento, i quali si intendono sempre accettati prosolvendo e salvo buon fine. L'inosservanza dei termini di pagamento dà diritto alla Venditrice:

- di esigere gli interessi di mora al tasso commerciale corrente più le spese;
- di emettere tratte ritenendole autorizzate in luogo dei pagamenti pattuiti per rimessa diretta;
- di sospendere ogni evasione di ordini in corso;
- in caso di protesti di esigere a vista l'importo totale dovute.

**SPESE TRATTE.** Gli oneri relativi al bollo delle tratte emesse dalla Venditrice sono a carico dell'acquirente e saranno conteggiati in fattura e comprese nella tratta stessa.

**FORO.** Qualsiasi controversia dipendente o conseguente da contratti con Ceramiche Mariner S.P.A., anche se riferibili ad affari trattati da propri dipendenti o incaricati fuori dalla propria Sede, unico Foro competente è quello di Reggio Emilia.

**RISERVA DI PROPRIETÀ.** La merce resta di proprietà di Ceramiche Mariner S.P.A. fino a suo completo pagamento.

## general sale conditions



**OBJECT OF THE SUPPLY.** The supply includes what indicated in the order confirmation only. Given features and information in catalogues or illustrations are always approximate and it is therefore the seller's right to make any variations considered necessary without advance warning.

**ORDERS.** These are always binding for the purchaser: the seller shall only be committed after written confirmation. It is, however, understood that each order is placed with the purchaser's full acceptance of all general conditions established by the seller. Articles of current production only shall be contemplated in the order: those production's materials of which the seller has considered it advisable to suspend owing to internal or market requirements shall not therefore be subject to confirmation. Every order shall be made in writing although this can be preceded by a telephone call in the event of urgent need.

**NEGOTIATION.** Everything indicated in the seller's confirmation voids an agreement or negotiation which may not be included in the confirmation itself.

**DELIVERY TERM.** This runs from the date of the order confirmation and shall be considered as approximate: it shall not, in any case, be considered an essential condition and may be extended by the seller in the event of unforeseen circumstances.

**DISPATCH.** Dispatch is understood to have been made the moment in which the goods are placed at the purchaser's disposal on deliver to the carrier. Partial dispatches are also permitted without this being considered by the customer as cause of delay.

**TRANSPORT.** Except specific written agreement, which tells the contrary, the goods are always understood as having been sold ex works Ceramiche Mariner S.P.A. and travel at the purchaser's risk even when the seller has assumed the charge of delivery at the purchaser's. The purchaser undertakes to live details about the means of transport when placing the order: failing this, the seller shall dispatch the goods via the means considered the most opportune without this entitling the purchaser to make claims.

**INSURANCE.** If requested, is always under the purchaser's charge.

**PACKAGING.** Except different agreement accepted by the seller packaging shall always be in boxes: all seller's responsibilities shall cease once delivery has been made to the purchaser or carrier without claims or reserves. We will charge 10€/each Europallet on invoice, with the possibility of returning them, under request of authorisation; transport costs are at the expense of the customer.

**CLAIMS.** Claims about missing goods or breakages shall only be made to the carrier. Any other claim concerning the nature or features of the material shall be immediately forwarded to the seller by means of registered letter no later than 10 days following receipt of goods themselves. Once this terms has elapsed the goods shall be understood to have been examined and accepted as they are.

**FEATURES OF THE MATERIALS.** The shades of the sample colours are purely indicative while the possibility of repeating previously supplied colour tones shall not be binding for the seller and shall not entitle the purchaser to make claims.

**GUARANTEE.** The seller guarantees the quality of the supplied

materials according to the grades requested by the purchaser: the seller undertakes to replace in equal quantities those material which, according to his final judgement, present defects as to be considered not in compliance with the order, without, moreover, being obliged to refund of direct or indirect damages for any reason whatsoever.

The guarantee cannot be transferred and shall only be valid for the purchaser to whom the sales invoice is made for.

**DISPUTES.** In no case shall claims pertaining to already laid materials be considered. Moreover, in no case shall delays or suspensions of payments in progress be permitted even if the purchaser considers himself entitled to make claims.

**DEFAULTS AND INSOLVENCIES.** In case of total or partial unfulfilled or delayed payment the seller shall have the right to completely or partially withdraw from a contract in progress and to demand all his rights.

**PRICES.** These are always understood to refer to the price list in force at the moment of the seller's confirmation.

They always pertain to goods delivered ex works and do not, therefore, include other charges such as VAT, stamps or taxes of any nature which shall be under the purchaser's charge.

**PAYMENTS.** Payment shall always be fulfilled as indicated on the order confirmation: in any case, the place of payment shall always be the registered offices of Ceramiche Mariner S.P.A. even if it's made through authorized staff's direct remittance, authorized drafts or bills. The seller has the rights to circulate the instruments received in payment which shall always be understood to have been accepted pro solvendo and subject to collection. Failure to comply with the terms of payment entitles the seller to:

- exact the arrears interests at the current commercial rate, plus expenses;
- issue drafts, considering them authorized in place of the agreed payments by direct remittance;
- suspend fulfilment of orders in progress;
- in the event of protests, to exact the total due sum on sight.

**DRAFT EXPENSES.** Charges pertaining to the stamps on the drafts issued by the seller shall be at the Purchaser's charge, calculated in future and included in the draft itself.

**COMPETENT COURT.** The only competent court shall be that of Reggio Emilia for all disputes resulting from or following contracts with Ceramiche Mariner S.P.A. even when they concern business negotiated by employees of the company or authorized persons outside the registered offices.

**RESERVE OF PROPERTY.** All goods shall remain the property of Ceramiche Mariner S.P.A. until payment is made in full.

# Istruzioni per la cura e la manutenzione del gres porcellanato

## PULIZIA FINALE DOPO L'INSTALLAZIONE

Leggere sempre attentamente le istruzioni fornite dal produttore dello stucco che si sta utilizzando per la posa delle piastrelle.

Seguendo le indicazioni e le tempistiche fornite dal produttore, spazzare il pavimento. Entro 48 ore dalla stuccatura e prima che lo stucco indurisca definitivamente, bagnare il pavimento con i detergenti consigliati in etichetta o scheda tecnica dello stucco.

Usa l'esatta diluizione del detergente suggerito dal produttore stesso, adatto alla tua superficie (liscia o ruvida). Stendere la soluzione di detergente utilizzando un mop o una spazzola rotante per grandi superfici utilizzando i dischi idonei. Lasciare agire la soluzione per i tempi suggeriti dal produttore del detergente.

Risciacquare con acqua tiepida e panni puliti e ripetere più volte fino ad eliminare tutte le macchie ed i residui di stucco. Assicurarsi di cambiare più volte l'acqua di risciacquo. Completare la pulizia con l'operazione di asciugatura. Prestare attenzione per evitare il contatto della soluzione detergente con altri materiali (metallo, marmo, ecc.). Fare sempre attenzione ed utilizzare i DPI indicati dal produttore dei detergenti.

### ATTENZIONE!!

Lo stucco epossidico non può essere pulito a completo indurimento se non meccanicamente con rischi per la superficie delle piastrelle. Per maggiori informazioni e consigli, consultare i suggerimenti del produttore della boiacca sui tempi delle operazioni di pulizia. Bisogna fare attenzione ai prodotti intarsiati, lucidati ed antiscivolo. Nel particolare per i prodotti antiscivolo, l'utilizzo di una macchina lavapavimenti abbinato all'azione di un detergente acido aiuta a raggiungere gli spazi tra piastrelle adiacenti ed a pulirle adeguatamente. Se tale operazione di pulizia non viene eseguita, o se tale pulizia viene eseguita troppo tardi, il residuo di stucco crea un film estremamente assorbente, che trattiene lo sporco, rendendo difficile la pulizia della superficie e determina un progressivo cambiamento dell'aspetto iniziale della piastrella. In questo caso Ceramiche Mariner s.p.a. non sarà responsabile per eventuali danni causati alla superficie.

## CURA E MANUTENZIONE DELLE PIASTRELLE

Se si seguono le regole di pulizia dopo l'installazione, la manutenzione ordinaria, ovvero la pulizia quotidiana per rimuovere lo sporco dal traffico e l'uso generale della superficie piastrellata, è ragionevolmente facile. Ricordiamo che il gres porcellanato è un prodotto dalle ottime caratteristiche tecniche che consentono il massimo grado di resistenza all'usura meccanica e resistenza agli acidi (ad eccezione dell'acido fluoridrico e suoi derivati) ed agli alcali. La manutenzione ordinaria deve essere eseguita utilizzando detergenti specializzati per rimuovere le macchie, ma questi detergenti non devono lasciare residui di cera, film o membrana che modifichino la superficie propria della piastrella.

Risciacquare bene con abbondante acqua pulita dopo la procedura di pulizia. Si sconsiglia l'uso di prodotti che dichiarano di "non necessitare di risciacquo". I prodotti dai colori vivaci, in particolare le piastrelle bianche e soprattutto quelle con finitura lucida o levigata, sono più delicati e tendono a macchiarsi più fa-

cilmente rispetto alle piastrelle più scure. È necessario ricordare che questi particolari prodotti richiedono un'attenta manutenzione. Si informa che la normativa ISO 13006 allegato G, relativa alla Resistenza alle macchie (ISO 10545-14), non copre le macchie di gomma (scarpe, tacchi, tappetini, etc ...) soprattutto dove questo tipo di macchie sono frequenti. Pertanto, Ceramiche Mariner s.p.a. non sarà ritenuto responsabile per tali danni alla superficie di questi prodotti. Tutti i tipi di superficie della gamma Mariner possono essere lavati con acqua pulita e detergente appropriato. Si consiglia una pulizia periodica con prodotti basici o un prodotto basico micro-schiumogeno per gres porcellanato, seguita da un accurato risciacquo ed asciugatura.

## PULIZIA EXTRA

Eventuali macchie o segni possono essere rimossi abbastanza facilmente poiché il gres porcellanato ha proprietà di assorbimento molto basse e resiste agli acidi ed alle basi.

A seconda del tipo di macchia, puoi usare:

- ACIDI per macchie INORGANICHE,
- BASI per tinte ORGANICHE,
- SOLVENTI per tinte SINTETICHE.

Deve essere evitato l'uso di comuni acidi aggressivi (come ad esempio l'acido muriatico). Questi prodotti rimuovono i residui di stucco ma danneggiano anche irrimediabilmente lo stucco all'interno del giunto. Prestare attenzione anche a tutti i prodotti contenenti ACIDO FLUORIDO (HF) IN QUANTO DANNEGGIANO IRREPARABILMENTE TUTTI I TIPI DI SUPERFICI CERAMICHE E VETROSE. Per informazioni sui prodotti adeguati al tipo di macchia, facilmente reperibili in commercio, fare riferimento alla scheda tecnica del produttore.

### ATTENZIONE!!

I suggerimenti di cui sopra sono il risultato di ricerche, test di laboratorio e diversi anni di esperienza. Tuttavia, le caratteristiche di pulizia dei materiali possono variare sensibilmente a seconda delle diverse modalità di posa, condizioni di utilizzo, tipologia di superficie e destinazione. Come regola generale, maggiori sono i valori di antiscivolo delle piastrelle, maggiormente possono sorgere gli inconvenienti di pulizia. L'operatore professionale addetto alla manutenzione ed alla pulizia dovrà sempre verificare lo stato della superficie prima di procedere con qualsiasi operazione di pulizia e/o manutenzione. Si consiglia di testare alcune piastrelle prima dell'installazione. Ceramiche Mariner s.p.a. declina ogni responsabilità con riferimento ad operazioni di pulizia e manutenzione in caso di condizioni di utilizzo gravose (quali officina meccanica o locali che presentino residui oleosi o impronte di pneumatici), cattiva installazione o errate operazioni di pulizia. Resta inteso che Ceramiche Mariner non sarà responsabile per alcun evento, danno o difetto dovuto ad errata posa delle piastrelle, ad errate operazioni di pulizia e manutenzione o ad inadeguata scelta del tipo di materiale da posare o degli adesivi utilizzati in una determinata destinazione d'uso.

# Care and maintenance instructions for gres porcelain tiles



## FINAL CLEANING AFTER INSTALLATION

Always read carefully the instructions provided by the manufacturer of the grout that you are using for the installation of your tiles. Following the timing indications of the manufacturer, then sweep the floor. Within 48 hours from grouting and before the grout hardens definitively, wet the floor with the cleaning agents recommended on the label or technical sheet of the grout. Use the exact dilution of the cleaning agent suggested by the producer itself, suitable for your surface (smooth or textured). Spread the solution especially made for stoneware using a mop or a rotary brush for large surfaces, and featuring suitable discs, and let the solution work for the timing suggested by the producer of the cleaning agent. Rinse with warm water and clean cloths and repeat several times until all stains and residues have been eliminated. Make sure to change rinsing water several times. Complete by drying. Pay attention to prevent contact of the cleaning solution with other materials (metal, marble, etc.). Always take care to use the PPE indicated by the manufacturer of cleaning agents.

### ATTENTION!!

Epoxy-Based grout cannot be cleaned when it has completely hardened other than mechanically with risks to the surface of the tiles. For more information and recommendations, consult the grout manufacturer suggestions about the timing of cleaning operations. Care must be taken on inlaid, polished and anti-slip products. In particular for anti-slip products, the use of a floor-washing machine combined with the action of an acid detergent helps reach the spaces between adjacent tiles and clean them properly. If such a cleaning procedure is not carried out, or if such cleaning is carried out too late, the grout residue creates an extremely absorbent film, which holds dirt, making the surface difficult to clean: in this case, Ceramiche Mariner s.p.a. will not be liable for any damage caused to the surface.

## CARE AND MAINTENANCE OF TILES

If the cleaning rules after installation are followed, routine maintenance, i.e. everyday cleaning to remove dirt from traffic and general use of the tiled surface, is reasonably easy. We would like to remind you that porcelain stoneware is a product with excellent technical features which allow for the highest grade of mechanical wear and resistance to acids (except for hydrofluoric acid and its derivatives) and alkalis. Ordinary maintenance must be carried out using specialist detergents to remove stains, but these detergents must not leave a wax, film or membrane residue that modify the own surface of the tile. Rinsing well with plenty of clean water after cleaning procedure. We advise against the use of products which state that

they "do not need rinsing". Bright colored products, in particular white tiles, especially those with a polished or honed finish, are more delicate and they tend to stain more easily than darker tiles. It is necessary to remember that these particular products require careful maintenance. We would like to inform you that, the ISO 13006 annex G standards, concerning Resistance to staining (ISO

10545-14), do not cover rubber stains (shoes, heels, mats, etc...) especially where these kinds of stains are frequent. Therefore, Ceramiche Mariner s.p.a. will not be held liable for any such damage to the surface of these products. All types of surface of the brand Mariner range can be washed with clean water and the appropriate cleaning agent. We recommend periodical cleaning with basic products or a micro-foaming basic product for porcelain stoneware, followed by thorough rinsing and drying.

### EXTRA-DUTY CLEANING

Any stains or marks can be removed quite easily since porcelain stoneware has very low absorption properties and resists acids and bases.

Depending on the type of stain, you can use:

- ACIDS for INORGANIC stains,
- BASES for ORGANIC stains,
- SOLVENTS for SYNTHETIC stains.

The use of common aggressive acids (such as muriatic acid for instance) must be avoided. These products remove residues of grout but also irreparably damage the grout within the joint. Also pay attention to all products containing HYDROFLUORIC ACID (HF) SINCE THEY IRREPARABLY DAMAGE ALL TYPES OF CERAMIC SURFACES. For information about products appropriate for the type of stain, which can be easily found on the market, refer to the producer technical sheet

### WARNING

The above suggestions are a result of research, laboratory tests and several years' experience. However, the cleaning features of the materials may vary significantly according to the different installation methods, conditions of use, types of surface and destination. As a general rule, the higher the anti-slip values of the tiles are, the greater cleaning inconveniences may arise. The professional operator in charge of maintenance and cleaning shall always check the surface condition before proceeding with any cleaning and/or maintenance operation. We suggest to test some tiles before installation. Ceramiche Mariner s.p.a. declines any liability with reference to cleaning and maintenance operations in case of heavy conditions of use (such as mechanical workshop or spaces presenting oily residues or tyre marks), bad installation work or wrong cleaning operations. It is agreed that Ceramiche Mariner shall not be liable for any event, damage or defect due to wrong installation of the tiles, faulty cleaning and maintenance operations or inadequate choice of the type of material to be laid or of the adhesives used in a certain destination of use.

# Politica Integrata Della Qualità, Ambiente, Salute e Sicurezza, Energia e Parità di Genere

## Integrated Policy on Quality, Environment, Health and Safety, Energy and Gender Equality

**Ceramiche Mariner** è innovazione continua.

Affacciata in un panorama in costante evoluzione, Ceramiche Mariner insegue con impegno e dedizione l'obiettivo della **Qualità, del rispetto dell'Ambiente, della Salute e della Sicurezza** attraverso l'instancabile miglioramento delle **tecnologie utilizzate** e della **performance energetica**.

Lo strumento fondamentale per il perseguimento di questi obiettivi è la sua **squadra di collaboratori e partners**, tenuta assieme dall'affiatamento ed il rispetto reciproco.

Il nostro obiettivo primario è migliorare ancora e sempre; nel rispetto dell'altissima **Qualità di Prodotto e di Servizio** offerti, mantenendo elevati standard di **Sicurezza nel Lavoro** e una politica di **Sostenibilità e Rispetto** per tutto ciò che ci circonda.

Il nostro lavoro è quotidianamente spinto da obiettivi ambiziosi, ma sostenuto dalla certezza che solo grazie all'impegno di tutta la squadra di collaboratori e partners aziendali, questi possano essere raggiunti.

Dando vita e concretezza alla sempre più nominata **Sostenibilità**, Ceramiche Mariner produce **ottimizzando** al massimo ogni suo processo, avvalendosi di tecnologie di ultima generazione che consentono un elevato **risparmio delle risorse naturali ed energetiche**.

Pannelli solari, turbina di cogenerazione ed un puntuale reinserimento all'interno del ciclo produttivo di tutti gli scarti di lavorazione, sono solo un esempio delle azioni che l'azienda attua nel rispetto dell'ambiente.

Ceramiche Mariner, partendo dalla proprietà sino ad ogni singolo elemento della sua squadra, vive e lavora all'interno del proprio territorio di origine, che ama e rispetta.

Proprio la consapevolezza che un ambiente migliore, nel significato più ampio del termine, migliora la qualità della vita di tutti spinge la Proprietà aziendale a promuovere numerose iniziative volte alla coesione dell'intero gruppo di attori dei processi aziendali e dell'intera filiera circostante.

L'etica ed il rispetto della persona, la passione per quello che si fa, permettono a questa speciale realtà aziendale di sentirsi propriamente come una **grande famiglia** in cui la **parità di genere** è un valore innato.

Per conoscere nel dettaglio le tematiche ambientali, di salute, di sicurezza, energia e parità di genere che Ceramiche Mariner s'impegna a operare scannerizza il seguente QR CODE.



**Ceramiche Mariner** is continuous innovation.

Situated in a constantly evolving landscape, Ceramiche Mariner pursues, with dedication and commitment, the objectives of **Quality, Environmental Responsibility, Health and Safety**, through the relentless improvement of its **technologies and energy performance**.

The fundamental tool for achieving these objectives is its **team of collaborators and partners**, united by cohesion and mutual respect.

Our primary goal is to continuously improve, while maintaining the **highest standards of Product and Service Quality**, upholding rigorous **workplace safety**, and pursuing a **policy of sustainability and respect for everything** around us.

Our daily work is driven by ambitious objectives, and we are confident that only the full commitment of our collaborators and business partners will allow us to achieve them.

With a strong commitment to **Sustainability**, Ceramiche Mariner maximizes the efficiency of every production process, employing state-of-the-art technologies that achieve significant **savings in natural and energy resources**. Solar panels, a cogeneration turbine, and the systematic reintegration of all production waste into the manufacturing cycle are just some examples of the actions the company undertakes in compliance with environmental standards.

From ownership to every individual member of its team, Ceramiche Mariner lives and works within its place of origin, which it loves and respects.

The awareness that a better environment—in the broadest sense—enhances everyone's quality of life motivates the company's ownership to promote numerous initiatives aimed at fostering cohesion among all actors involved in business processes and throughout the surrounding supply chain.

Ethics and respect for the individual, together with passion for what we do, allow this unique company to operate as a single, **cohesive family**, where **gender equality** is an inherent value.

To learn more about the environmental, health, safety, energy, and gender equality topics that Ceramiche Mariner is committed to addressing, scan the following QR code.

# PESQA

## NUOVE CERTIFICAZIONI NEW CERTIFICATIONS

### PARITÀ

Si tratta di una certificazione che le aziende più virtuose possono ottenere da enti accreditati, i quali verificano la gestione dell'azienda in linea con i principi di parità di genere, come equità retributiva, pari politiche di formazione e avanzamento di carriera, attenzione alla genitorialità e luogo di lavoro adeguato.

UNI/PDR125:2022



### GENDER EQUALITY

This is a certification that the most virtuous companies will be able to request from accredited certification bodies, to certify the compliance of the business organization with the principles of gender equality, such as pay equity, equal training policies and career advancement, attention to parenting, adequate workplace.

### ENERGIA

Definisce un quadro di gestione dell'energia per stabilire politiche, processi, procedure e compiti specifici per raggiungere gli obiettivi energetici di un'organizzazione. Questo documento fornisce i requisiti per un processo sistematico, basato sui dati raccolti e concentrato su un continuo miglioramento delle prestazioni energetiche.

ISO 50001



### ENERGY

It then defines an energy management framework to establish specific energy policies, processes, procedures and tasks to meet an organisation's energy objectives. This document provides requirements for a systematic process, based on collected data and focused on continuous improvement of energy performance.

### SICUREZZA

Questa certificazione ha l'obiettivo finale di aiutare le aziende a fornire un ambiente di lavoro sicuro e sano per i propri dipendenti e tutti coloro che lo frequentano. Ciò può essere ottenuto controllando i fattori che potrebbero potenzialmente portare a lesioni, malattie e, in situazioni estreme, persino alla morte. Di conseguenza, la ISO 45001 lo è uno strumento fondamentale nella riduzione di tutti i fattori dannosi o che potrebbero costituire un grave pericolo per il benessere fisico e/o mentale dei/delle lavoratori / lavoratrici.

ISO 45001



### SECURITY

Has the ultimate goal of helping companies provide a safe and healthy working environment for their employees and all those who visit the workplace. This can be achieved by controlling factors that could potentially lead to injury, illness and, in extreme situations, even death. Consequently, ISO 45001 is concerned with mitigating all factors that are harmful or pose a danger to the physical and/or mental well-being of workers.

### QUALITÀ

La certificazione di qualità è quel percorso, volontario, intrapreso dalla nostra azienda per fornire garanzie in più ai nostri clienti, fornitori e collaboratori sull'affidabilità e la qualità dei prodotti da noi realizzati. Si vuole valorizzare la qualità e l'origine dei prodotti realizzati, focalizzare l'attenzione nei confronti dei clienti, delle loro richieste e delle loro aspettative e implementare i processi alla ricerca di una sempre più alta qualità.

ISO 9001



### QUALITY

Quality certification is the voluntary path undertaken by our company to provide additional guarantees to our customers, suppliers and collaborators on the reliability and quality of the products we produce. We aim to enhance the quality and origin of the products made, focus attention on customers, their requests and expectations and implement processes in search of increasingly high quality.

### AMBIENTE

Il Sistema di Gestione Ambientale è l'insieme dei processi, dei procedimenti, degli strumenti, formalizzati al fine di rispondere ai requisiti richiesti dalle norme di riferimento (ISO 14001 ed EMAS). Sono strumenti utili per lo sviluppo sostenibile, sono un impegno concreto per limitare gli impatti ambientali diretti (derivanti dalle proprie attività) e indiretti (aspetti ambientali sui quali possono esercitare una certa influenza), migliorare l'abbattimento delle emissioni, incentivare il riciclaggio e le buone pratiche ambientali. Impegno principale dell'organizzazione certificata infatti è la politica del miglioramento continuo delle proprie prestazioni ambientali.

ISO 14001



### ENVIORNMENTS

The Environmental Management System is the set of processes, procedures and tools, formalized in order to meet the requirements required by the reference standards (ISO 14001 and EMAS). They are useful tools for a sustainable development, they are a concrete commitment to limit direct (deriving from one's own activities) and indirect (environmental aspects on which they can have a certain influence) environmental impacts, improve the reduction of emissions, encourage recycling and good environmental practices. In fact, the main commitment of the certified organization is the policy of continuous improvement of its environmental performance.

## certificazioni certifications

La nostra azienda ha valutato gli impatti ambientali del proprio prodotto finito lungo l'intera filiera analizzandone il ciclo di vita in base allo standard internazionale di certificazione EPD. Questo studio garantisce la massima trasparenza sulle prestazioni ambientali del prodotto. Il Sistema Internazionale EPD, conforme alle norme ISO 14025 ed EN 15804, permette di comunicare informazioni verificate da enti terzi e basate sull'intero ciclo di vita del prodotto (LCA). Grazie a questo standard riconosciuto a livello globale, i nostri dati ambientali sono affidabili, comparabili e validi a livello internazionale. Questa dichiarazione supporta clienti e progettisti in decisioni più sostenibili e consapevoli, garantendo anche il raggiungimento di crediti per la certificazione LEED.



Our company has assessed the environmental impacts of its finished product along the entire supply chain by analyzing its life cycle according to the international EPD certification standard. This study ensures maximum transparency on the environmental performance of the product. The International EPD System, compliant with ISO 14025 and EN 15804 standards, allows the communication of information verified by third parties and based on the entire product life cycle (LCA). Thanks to this globally recognized standard, our environmental data is reliable, comparable and internationally valid. This statement supports customers and designers in more sustainable and informed decisions, while also ensuring that they earn credits for LEED certification.

La gamma dei prodotti di Ceramiche Mariner contiene al suo interno serie che godono del marchio di conformità QB UPEC. La classificazione UPEC, associata al marchio di certificazione QB, attesta l'idoneità dei prodotti in relazione alla destinazione d'uso. Le quattro lettere indicano il grado di prestazione rispettivamente agli ambiti: U: usura da calpestio P: caduta e spostamento di oggetti mobili e fissi E: presenza di acqua C: resistenza a macchie ed agenti chimici. Verifica quali prodotti godono della classificazione QB UPEC direttamente sul PORTALE CSTB. [www.cstb.fr](http://www.cstb.fr)



Ceramiche Mariner's series include QB-UPEC-conformity-marked products. UPEC classification, associated with the QB certificate mark, certifies the suitability of the products according to their final use. The four letters indicate the performance grade, according to:

U: usury due to foot traffic P: fall and displacement of movable and fixed objects E: presence of water C: resistance to stains and chemicals. Verify which products benefit from QB UPEC certification, directly on CSTB WEBSITE [www.cstb.fr](http://www.cstb.fr)

Questa classificazione consente di valutare il livello di Composti Organici Volatili (COV) che un prodotto è in grado di liberare all'interno di un ambiente chiuso. I COV sono pericolosi per l'ambiente e per la salute. Si trovano essenzialmente nei materiali a base di solventi come vernici, adesivi, trattamenti per il legno, ecc. Le piastrelle ceramiche vantano la classificazione A+, dal momento che non emettono nell'ambiente alcuna sostanza tossica.



This certificate enables customers to estimate the Volatile Organic Compounds (COV), which a product may release in an indoor environment. The COVs are dangerous for the environment and for people's health and are located into solvent-based materials, such as paint, stickers, wood treatment, etc. Glazed ceramic tiles claim A+ classification, as they do not release any toxic substance into the environment.

Il marchio "Ceramics of Italy" è il marchio distintivo dell'industria ceramica italiana. Identifica i prodotti di ceramica MADE IN ITALY ed il sistema di valori sociali, ecologici ed estetici propri delle aziende italiane. Il marchio "Ceramics of Italy" valorizza questo importante patrimonio storico, culturale e produttivo.



"Ceramics of Italy" mark is the distinctive mark of the Italian ceramic tile industry. It identifies the "MADE IN ITALY" ceramic products and the Italian companies' system of social, ecological and aesthetic values. "Ceramics of Italy" mark enhance the value of this important historical, cultural and manufacturing heritage.

Ceramiche Mariner assolve agli obblighi derivanti dalla marcatura UKCA, come richiesto dalle normative vigenti nel Regno Unito, garantendo la conformità del suo prodotto.



Ceramiche Mariner fulfills the obligations arising from the UKCA marking, as required by the United Kingdom regulations, granting the compliance of its product.

## certificazioni certifications

Emanati nel 2017, e successive revisioni, dal Ministro dell'Ambiente, i "Criteri Ambientali Minimi per gli arredi per interni, per l'edilizia e per i prodotti tessili" sono una normativa che definisce le regole per gestire gli appalti di ristrutturazione e nuove costruzioni della Pubblica Amministrazione in Italia, con l'obiettivo di incentivare la progettazione e la realizzazione di edifici a ridotto impatto ambientale.



Issued by the Ministry of Environment in 2017 and subsequent revisions, the "Minimum Environmental Criteria for Interior Design, Construction and Textile Products" are a regulation which defines the rule to manage the reconstruction works contracts of Public Administration in Italy, whose aim is to boost the planning and realisation of low-environmental-impact buildings

Il Saudi Quality Mark è un marchio di proprietà SASO (organizzazione per gli standard metrologici dell'Arabia Saudita). L'apposizione del marchio è consentita esclusivamente su prodotti che hanno dimostrato la conformità agli standard sauditi, fabbricati in una struttura che dispone di un sistema di gestione efficace per garantire la conformità continua ai requisiti richiesti.



The Saudi Quality Mark is a SASO (the organisation for Saudi Arabia's metrology standards) property mark. The mark-affixing is allowed only on those products which had shown conformity to the Saudi standards, manufactured in a facility which disposes of an efficient managing system, that can guarantee a constant conformity to the requested requirements. Ceramiche Mariner's whole ceramic tile production achieved the authorization to affix the S-QM mark. The conformity of these standards is annually checked through accurate onsite inspections from an external certifying agent, on behalf of SASO.

L'intera produzione di gres porcellanato di Ceramiche Mariner ha ottenuto l'autorizzazione all'apposizione del marchio SQM. La conformità a tali requisiti viene verificata con frequenza annuale, per conto di SASO, da un ente certificatore esterno attraverso accurate visite ispettive.

L'intera produzione in gres porcellanato di Ceramiche Mariner possiede la certificazione di prodotto in classe A, obbligatoria per la vendita nel mercato cinese. La certificazione CCC verifica il valore di radioattività del prodotto in relazione alla sicurezza ed alla salute dell'utilizzatore finale. Questa certificazione è rilasciata esclusivamente da istituti accreditati dalle Autorità cinesi.



Ceramiche Mariner entire porcelain tile production owns the "class A product" certification, mandatory for retailing in the Chinese market. The CCC Certification verifies the radioactivity value of each product, in relation to the final customer's safety and health. This certificate is issued by Chinese-Authorities-accredited institutes only.

Ceramiche Mariner assolve agli obblighi derivanti dalla marcatura CE richiesta dall'Unione Europea a salvaguardia della salute e della sicurezza delle persone.



Ceramiche Mariner fulfills the obligations which arise from CE labelling, requested from the European Union in order to safeguard people's safety and health.

Ceramiche Mariner ha scelto la certificazione Carbon Footprint per misurare e rendere trasparenti le emissioni di gas a effetto serra dei suoi prodotti lungo tutto il loro ciclo di vita. Questo approccio, conforme alla norma ISO 14067, ci permette di individuare le aree di miglioramento, ridurre l'impatto climatico e offrire ai clienti informazioni chiare, verificabili e credibili sulle nostre performance ambientali.



Ceramiche Mariner chose the Carbon Footprint certification to measure and make transparent the greenhouse gas emissions of its products throughout their life cycle. This approach, which is compliant with ISO 14067, allows us to identify areas for improvement, reduce climate impact and provide customers with clear, verifiable and credible information on our environmental performance.

La nostra azienda descrive le prestazioni ambientali e di carattere sanitario del proprio prodotto in conformità alle norme ISO 14025, NF EN 15804+A1, NF EN 15804/CN. La FDES (Fiche Déclaration Environnementale et Sanitaire) di Ceramiche Mariner è pubblicata sul database INIES e consultabile al seguente link: [www.inies.fr](http://www.inies.fr)



Our company describes the environmental and health performance of its product in accordance with ISO 14025, NF EN 15804+A1, NF EN 15804/CN standards. The FDES (Fiche Déclaration Environnementale et Sanitaire) by Ceramiche Mariner is published on the INIES database and can be consulted at the following link: [www.inies.fr](http://www.inies.fr)



**MARINER CERAMICHE  
CATALOGO GENERALE 2026**

**coordinamento** Ceramiche Mariner  
**ambientazioni e grafica** G&CO



MARINER